

InteractRank: Personalized Web-Scale Search Pre-Ranking with Cross Interaction Features

Sujay Khandagale
Pinterest
Palo Alto, USA
skhandagale@pinterest.com

Bhawna Juneja*
Pinterest
Palo Alto, USA
bjuneja@pinterest.com

Prabhat Agarwal*
Pinterest
Palo Alto, USA
pagarwal@pinterest.com

Aditya Subramanian*
Pinterest
Palo Alto, USA
adityasubramanian@pinterest.com

Jaewon Yang
Pinterest
Palo Alto, USA
jaewonyang@pinterest.com

Yuting Wang
Pinterest
Palo Alto, USA
yutingwang@pinterest.com

Abstract

Modern search systems use a multi-stage architecture to deliver personalized results efficiently. Key stages include retrieval, pre-ranking, full ranking, and blending, which refine billions of items to top selections. The pre-ranking stage, vital for scoring and filtering hundreds of thousands of items down to a few thousand, typically relies on two tower models due to their computational efficiency, despite often lacking in capturing complex interactions. While query-item cross interaction features are paramount for full ranking, integrating them into pre-ranking models presents efficiency-related challenges.

In this paper, we introduce InteractRank, a novel two tower pre-ranking model with robust cross interaction features used at Pinterest. By incorporating historical user engagement-based query-item interactions in the scoring function along with the two tower dot product, InteractRank significantly boosts pre-ranking performance with minimal latency and computation costs. In real-world A/B experiments at Pinterest, InteractRank improves the online engagement metric by 6.5% over a BM25 baseline and by 3.7% over a vanilla two tower baseline. We also highlight other components of InteractRank, like real-time user-sequence modeling, and analyze their contributions through offline ablation studies. The code for InteractRank is available at <https://github.com/pinterest/atg-research/tree/main/InteractRank>.

CCS Concepts

• Information systems → Retrieval models and ranking; Web searching and information discovery.

Keywords

search, pre-ranking, early-stage ranking, personalized search, cross-interaction features

ACM Reference Format:

Sujay Khandagale, Bhawna Juneja, Prabhat Agarwal, Aditya Subramanian, Jaewon Yang, and Yuting Wang. 2025. InteractRank: Personalized Web-Scale Search Pre-Ranking with Cross Interaction Features. In *Companion Proceedings of the ACM Web Conference 2025 (WWW Companion '25)*, April 28-May 2, 2025, Sydney, NSW, Australia. ACM, New York, NY, USA, 9 pages. <https://doi.org/10.1145/3701716.3715239>

1 Introduction

Search and Recommendation Systems are a crucial part of any online social media platform. In order to recommend high quality content to users, we need systems that help us score items at a large scale in a short amount of time. These systems typically use a multi-stage pipeline, as shown in Figure 1. The process begins with the retrieval stage, selecting around 10^5 relevant items from a billion-scale corpus. The pre-ranking stage then uses a lightweight model to refine this list to about 10^3 items. Following this, the ranking stage employs sophisticated expensive models to narrow down to 10^2 items. Finally, the blending stage enhances diversity and monetization utility, producing the final items to be shown to the user.

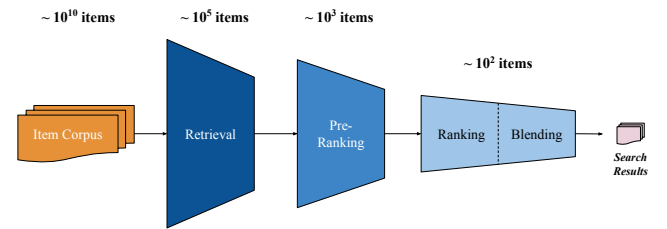


Figure 1: Cascading search recommendation funnel

In this paper, we address the challenge of pre-ranking items at a web-scale to deliver substantial product impact. Pre-ranking is essential as it improves the speed and accuracy of search and recommendation systems. By implementing fast pre-ranking methods, we can allocate additional latency budget to run a complex ranking model. Furthermore, pre-ranking plays a vital role in improving the recall, relevance and diversity of the final results.

*Equal contribution



Developing a pre-ranking method is challenging due to the need to meet strict latency constraints while understanding the complex interactions among users, queries, and items. Given these latency limitations, using heavy deep learning models like DCN and DLRM [25, 37] is impractical. A common solution is the two tower model [7], where one tower computes a query embedding from user and query information, and the other computes an item embedding. Items are ranked based on the similarity between these embeddings. However, while two tower models can capture interactions within a single tower (such as among item features), they fall short in capturing interactions between items and queries, limiting their accuracy.

Another common approach uses count-based features like BM25 [28]. These methods create a wide, sparse feature vector based on term occurrences and rank items by aggregating these feature values. While they can capture interactions through co-occurrences, they struggle with capturing the semantic meanings of queries, as they mainly rely on frequency counts rather than conceptual relationships between terms. Consequently, they are also unable to utilize real-time contextual information, such as user activities within the same session.

We introduce InteractRank, a two tower model enhanced with powerful cross-interaction features, designed to combine the strengths of traditional two tower models and interaction-feature-based approaches. Like conventional two tower models, InteractRank constructs a query embedding from user and query attributes and an item embedding from item-specific features, using these to calculate similarity. Beyond this, our model integrates cross-interaction features based on user engagement between items and queries [26]. By combining these cross-interaction features with the dual-tower structure, InteractRank effectively captures item-query interactions and real-time context, such as user activities within the same session.

Our contributions are as follows:

- (1) We introduce InteractRank, the production search pre-ranking model at Pinterest serving hundreds of millions of users and billions of searches daily. Through our A/B tests we show that InteractRank significantly boosts user engagement by merging the strengths of the two tower architecture with powerful cross-interaction features. The performance improvement achieved by InteractRank exceeds the sum of the individual contributions of two tower and interaction-feature-based methods, highlighting a strong collaborative effect.
- (2) We present our framework for generating query-item cross-interaction features, called ItemQueryPerf (IQP). IQP utilizes item-query relationships derived from two years of user engagement data and has been successfully serving cross-interaction features in our search and recommendation products.
- (3) We evaluated the impact of various design choices, including feature interaction within each tower, leveraging user's activity sequences and the sampling of negative examples, using large-scale real-world application data. This evaluation provides insights into optimizing two tower models and cross interaction features for real-world applications.

1.1 Related Work

In this section, we review the principal categories of related work relevant to our study: pre-ranking techniques, personalization strategies within recommendation systems, and the utilization of interaction features to enhance model performance.

1.1.1 Pre-ranking. Pre-ranking serves as a pivotal component in the modern multi-stage recommendation stack. Its primary function is to narrow down $O(10k)$ items, sourced from various candidate generators, to a few hundred candidates suitable for complex ranking models [16, 22, 30, 33, 37, 47, 50]. Given the substantial volume of items evaluated during the pre-ranking stage, speed is crucial; consequently, two tower models [15] have emerged as a popular choice. Nevertheless, these models are inherently limited in capturing the nuances of interaction between user, query and item. In response, recent studies [21, 29, 39] have aimed to enhance model complexity to improve interaction understanding, while still prioritizing operational efficiency.

There are primarily three types of approaches utilized in enhancing user, query and item interactions. Models such as ColBERT [19, 29], SPLADE [10, 11], and SparCode [31] learn multiple vectors for both queries and items, employing operators like *MaxSim* during serving to balance efficiency with effectiveness. However, many of these methods either incur high deployment costs or require substantial optimization investments, which complicates their integration into existing recommendation stacks.

Another category includes methods like COLD [39] and FCSD [23], which adopt architectures that are more akin to those found in ranking models. These approaches tackle the efficiency issue either by designing more efficient architectures or by learning to introduce sparsity into the input features. Despite these improvements, such methods generally remain more costly than two tower models and pose challenges for deployment in web-scale recommendation systems due to significant associated costs.

IntTower [21] represents a hybrid approach between the multi-vector and two tower methodologies. While it learns a dense vector for query and item using InfoNCE loss [12], it promotes early interaction through a *MaxSim* [19] based score function on the components of the learned vectors and hidden layer representations. Due to the multi-vector approach, this also suffers from issues of increased cost in production.

In contrast to the aforementioned approaches, our method enhances the traditional two tower model by incorporating cost-effective cross-interaction features. This modification is straightforward to integrate into existing systems, enabling deployment at nearly zero additional cost compared to standard two tower models.

1.1.2 Interaction Features. User interaction logs provide rich and valuable information for various tasks within a recommendation system. In addition to being used as labels for training multiple models across the recommendation stack, it is commonly used to derive multiple features for ranking models, often leading to substantial performance enhancements [2, 8, 24, 36, 43]. Xue et al. [42] employs the click-document graph to augment the web pages with virtual queries, leading to better relevance learning. Jiang et al. [17] uses label propagation algorithm on the query-document click graph to learn relevance ranking scores for web-pages given a query. Yang

et al. [43] provides a framework detailing various methods for extracting features from click logs for learning-to-rank (LTR) models, and it explores the biases associated with these methods. Despite their proven benefits, such features derived from user interaction logs have been relatively unexplored in pre-ranking systems due to their inherent complexity and the high costs associated with processing these features at scale. Our work introduces a streamlined approach that efficiently captures the majority of the benefits offered by these features, doing so in a cost-effective manner suitable for large-scale deployment.

1.1.3 User Behavior History. Recent trends in recommendation models have increasingly leveraged user behavior history [4, 13, 35, 40, 50] due to its effectiveness in capturing long-term and evolving user interests, resulting in relevant and personalized recommendations. Typically, methods such as pooling [6, 7], RNNs [9, 13, 49], CNNs [34, 35], attention mechanisms [18, 20, 50], or transformers [4, 32] are employed to automatically learn the intersection of user interests with items. In our work, building upon pooling methods [7], we propose a learned aggregation of user history to effectively capture user interests.

2 Methodology

2.1 Problem Formulation

In web-scale search engines, the efficiency and effectiveness of the recommendation stack are key to delivering highly relevant and personalized results. Our system uses a four-stage process—retrieval, pre-ranking, full ranking, and blending—that gradually narrows down the set of items, from billions to hundreds, for each search request. This approach enables the system to handle billions of user requests effectively.

The pre-ranking stage is crucial as it serves as the first filtering phase after retrieval, reducing the vast pool of items to a refined subset for ranking in the next stage. The main challenge for the pre-ranking model is to rank tens of thousands of candidates within mere milliseconds, selecting those that are both relevant to the query and personalized to user preferences. More specifically, given a set of retrieved candidates $\mathcal{I} = i_1, i_2, \dots, i_n$ and a search request with query $q \in \mathcal{Q}$ and context $c \in \mathcal{C}$ (including user and session data), the pre-ranker learns a ranking function $f : \mathcal{I} \times \mathcal{Q} \times \mathcal{C} \rightarrow \mathbb{R}$ that assigns each candidate a real-valued score, with higher scores indicating better ranks.

In the following section, we provide a detailed description of our proposed method to learn an efficient and accurate pre-ranking model.

2.2 Two Tower Architecture with Cross Interaction Features

We propose *InteractRank*, a two tower model with efficient and inexpensive cross interaction features. As shown in Figure 2, InteractRank jointly embeds the search request and item into a latent embedding space, using the vector dot-product to score item relevance. An affine transformation layer is added after the dot product to enhance this similarity with extra query-item interaction features. This layer captures complex query-item interactions that the dot product might miss, producing a final pre-ranking score that

includes both embedding similarity and nuanced query-item cross interactions.

This architecture enables us to: a) maintain efficiency by using decoupled query and item encoders, allowing fleet index lookup for item embeddings at request time, and, b) leverage query-item cross interaction features into our pre-ranking score with minimal impact to serving latency, as features are pre-computed and cached during inference. During training, the two towers and final projection layer are optimized together against a multi-objective loss, as detailed in Section 2.4. Both the query and item towers in InteractRank follow a similar structure – raw features pass through representation layers containing normalization layers and embedding layers, followed by a concatenation layer. This output then goes through in-tower feature crossing and final feed-forward layers to produce the encoded representation.

The ability of two tower models to effectively incorporate multi-modal features has been shown to significantly improve model performance [14]. For InteractRank, we carefully selected and engineered features to accurately capture the semantics of queries and items, alongside user preferences. In the following sections, we highlight the features consumed by each of the towers.

2.2.1 Query Tower. The query tower in InteractRank utilizes user representations optimized for historical user engagements [27] along with request context features like user metadata (age, gender), geo-location, device type, query language etc. The tower also leverages robust pre-trained query embeddings from OmniSearch-Sage [1], which incorporates image and text features such as titles, descriptions, historically engaged queries, and LLM-generated captions.

Real-time User Engagement Sequence Modeling. In order to personalize the search results in real-time, the InteractRank architecture leverages real-time user engagement sequences in the query tower (as shown in Figure 2) alongside user and context features to capture the interests of the user [41]. This approach provides two key benefits: 1) real-time personalized pre-ranking, with sequences updated in realtime based on current actions, and 2) personalization beyond search, as the engagement sequence comprises user actions taken across multiple surfaces (e.g. related items, user landing feed).

Our user engagement sequence comprises a user’s 100 most recent engagements, each represented by the engaged item, action type (e.g., save, long click, share), and engagement timestamp. The engaged item is represented by a diverse set of dense embeddings from different content understanding models. The diversity in the embeddings comes from being trained for different objectives.

The interaction sequence naturally extends itself to sequence modeling architectures. Given the computational constraints of pre-ranking stage, the user sequence embedder in InteractRank (in Figure 2) comprises two main modules –

(a) Learned Weighted Pooling module, which summarizes a user’s interests as follows:

$$\mathbf{u}_p = \sum_{i=1}^N \alpha_i \mathbf{e}_i \quad (1)$$

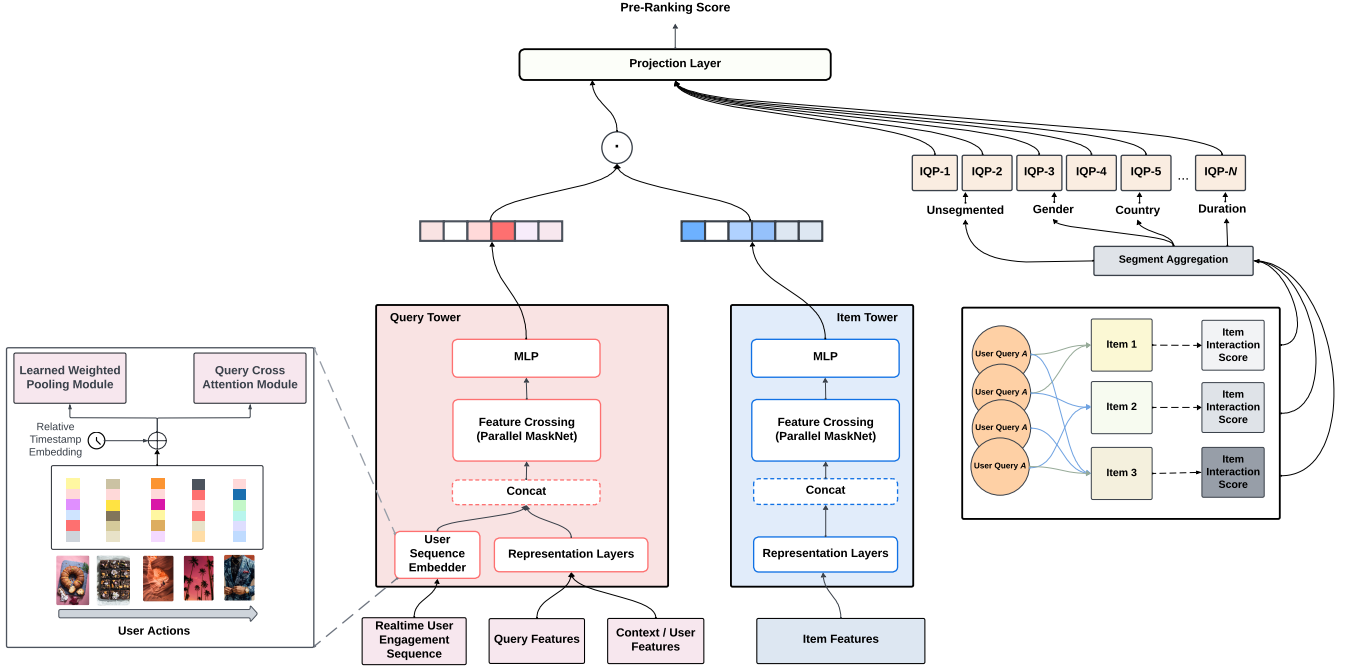


Figure 2: InteractRank Model Architecture Overview. The model embeds the query and item in their towers before combining their dot-product with item-query cross interaction features to generate the final pre-ranking score.

where \mathbf{u}_p is the weighted pooled user interest representation, N denotes the number of interactions in the user's sequence, α_i represents the learned weight for the i^{th} interaction, and \mathbf{e}_i is the embedding of the i^{th} interaction.

(b) Query Cross Attention module, which utilizes the query embedding to focus on user engagements relevant to the query:

$$\mathbf{u}_q = \sum_{i=1}^N \beta_i(\mathbf{q}) \mathbf{e}_i \quad (2)$$

where \mathbf{u}_q is the query-focused user representation, \mathbf{q} is the query embedding, and $\beta_i(\mathbf{q})$ is the attention weight for the i^{th} interaction, calculated using dot-product attention between the query embedding \mathbf{q} and the interaction embedding \mathbf{e}_i . Both the modules are optimized end-to-end within the model.

2.2.2 Item Tower. Within the item tower we incorporate engagement rate and item metadata features. In addition to these, we also include graph-based item embeddings from [45] as well as rich textual embeddings from OmniSearchSage [1] and image embeddings from [3, 46].

2.3 Query-Item Cross Interaction Features

User interaction logs provide a wealth of data within recommendation systems, offering deep insights into user preferences and behaviors. However, due to their noisy and large-scale nature, these logs require significant processing to extract meaningful features. In this section, we explore how these noisy, billion-scale query logs

can be leveraged to create a set of engagement-based item-query cross-interaction signals known as ItemQueryPerf (IQP). By utilizing historical search requests and corresponding user engagements, IQP signals are crafted to identify items with a high likelihood of engagement and relevance to a specific query. In essence, we estimate the probability of an item's engagement (p) in the context of a query (q) using historical logs:

$$IQP_p(q) = P_h(p|q) = \frac{P_h(p, q)}{P_h(q)} = \frac{C(p, q)}{C(q)} \quad (3)$$

Here, $C(p, q)$ indicates how often item p was engaged in search results for query q , while $C(q)$ is the total number of times query q appears in the logs. We use smoothing techniques to manage rare queries. Since it's impractical to store the IQP score for all queries for all items, each item's IQP signal includes only the most engaging queries over a specific time period. Consequently, these signals offer a prior engagement and relevance probability for the pre-ranking model.

Logs from multiple time frames—7 days, 90 days, 1 year, and 2 years—are used to estimate these prior probabilities, allowing us to capture insights from both recent and long-term interactions. Additionally, context features like gender, country, and other demographic or behavioral factors can be factored into the prior estimation ($IQP_p(q, c) = P_h(p|q, c)$), enabling the IQP model to capture nuanced differences in item interaction among different groups.

These signals must be updated frequently to capture evolving trends, but it's impractical to reprocess two years of logs each time. To address this, we incrementally update these signals by storing historical counts and revising them with new log data.

2.4 Training Objective

In a pre-ranking dataset \mathcal{D} , each example is represented as a tuple $(q_i, c_i, p_i, y_{a_1}, y_{a_2}, \dots, y_{a_n})$, where q_i is the query, c_i encapsulates user and session context, p_i identifies the item, and y_{a_k} indicates if the user engaged with item p_i via action a_k .

Ranking tasks are typically treated as multi-task issues to capture user interactions' complexity [48]. The two tower architecture's reliance on vector dot-product scoring in pre-ranking models increases serving costs when training multi-task models that need unique query or item embeddings for each task. To keep the pre-ranking stage lightweight and efficient, we approach it as a single-task problem and optimize our model using a composite label, the *Unified Pre-Ranking Label*. This label is defined as $U_i = (\sum_{a_k \in \mathcal{A}} y_{a_k}) > 0$, where \mathcal{A} is the set of actions of interest. It's important to note that not all user actions carry equal significance, and each datapoint can be assigned a weight based on the significance of the actions associated with the item.

Logging candidates at various stages of a multi-stage ranking architecture can be very costly, especially in early stages evaluating tens or hundreds of thousands of items per search request. Due to these constraints, pre-ranking models are often trained on user impression-click data. While useful, this data can lead to distribution mismatch, as it primarily includes engaged items (positives) and those seen but not engaged (implicit negatives), missing "easy" negatives - items irrelevant to the user's query.

To address this, we utilize contrastive learning techniques, effective for robust entity representations [5]. This involves generating in-batch negatives by randomly sampling from the mini-batch, allowing the model to better learn by comparing positive examples against various negative examples in the batch.

Hence, we train our model using a weighted combination of binary cross entropy loss with the Unified Pre-Ranking Label and sampled softmax loss with logQ correction [1, 44].

$$\mathcal{L} = \phi_e \mathcal{L}_E + \phi_s \mathcal{L}_S. \quad (4)$$

Here, the weights ϕ_e, ϕ_s are the hyperparameters of the model. The engagement loss \mathcal{L}_E is defined as:

$$\mathcal{L}_E = -\frac{1}{N} \sum_{i=1}^N U_i \log(f(x_i)) + (1 - U_i) \log(1 - f(x_i))$$

where, N is the total number of samples, U_i is the Unified Pre-Ranking Label for sample x_i , and $f(x_i)$ is the predicted probability that the label is 1 for sample x_i .

The contrastive loss \mathcal{L}_S is defined as:

$$\mathcal{L}_S = -\frac{1}{|B|} \sum_{i=1}^{|B|} U_i \log \frac{\exp(f_c(c_i, q_i) \cdot f_p(p_i))}{\sum_{j=1}^{|B|} \exp(f_c(c_i, q_i) \cdot f_p(p_j))}$$

where f_c and f_p represents the query tower and item tower of the pre-ranking model f respectively as described in Section 2.2.

As described above, \mathcal{L}_E is focused on the ranking engagement objective, while \mathcal{L}_S addresses the disparities between the training dataset and the actual serving distribution.

2.5 System Architecture

The system architecture for pre-ranking includes both offline and online components, as demonstrated in Figure 3. The generation and storage of candidate embeddings are part of the offline workflow, while the online component entails generating query embeddings, conducting a lookup for cross-interaction features, and computing the final pre-ranking score.

2.5.1 Offline Batch Inference Workflow. Pinterest corpus comprises billions of items. To enable efficient access to embeddings during online serving, we setup an offline inference workflow which takes in the item features along with the model and generates the corresponding item embedding to a transactional data store. The offline inference workflow runs on a regular cadence to ensure coverage over all available candidates. As seen in Figure 3, the batch inference workflow fetches different types of item features by using 14 days of training data along with model artifacts. All the model inferences happen simultaneously in parallel, which helps in speeding up the workflow runtime. These embeddings are then finally stored in the forward index of the retrieval engine. By storing the embedding in the forward index, it helps to perform a direct lookup during online inference which is an inexpensive operation.

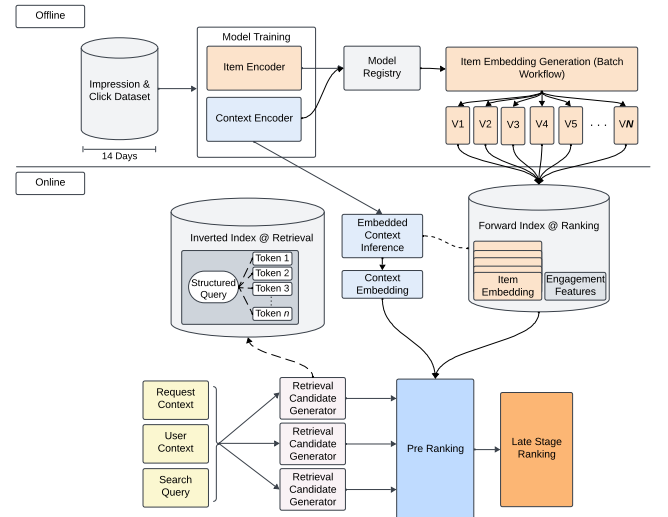


Figure 3: Search pre-ranking system diagram. Training and batch scoring is processed offline, with online retrieval, and multi-stage ranking.

2.5.2 Online Serving. Query embedding is generated for each search request using model inference capabilities within the retrieval engine. At a high level, requests can indicate a specific model along with contextual and user information which is passed during the item retrieval stage. An embedded model inference call is made within the retrieval engine to generate the query embedding from

the model’s query tower. This step is inexpensive and it doesn’t add extra overhead to the overall latency of the request. Next, we do an in-memory lookup for the candidate embeddings of the $O(10^5)$ items matched during retrieval. The corresponding query and item embeddings are used to compute the dot product score. This is then fed as input to a weighted AND (WAND) structured query along with the cross interaction features & their corresponding weights. Structured query is a tree representation of the original query with node operators like AND, OR or WAND accompanied by weights assigned to each of them. This is ultimately used to compute the final pre-ranking score by implementing InteractRank’s final projection layer as structured query operators.

After executing the pre-ranking logic, the items are sorted based on the pre-ranking score, and then few hundreds of them are sent to final ranking layer for full ranking & blending.

2.5.3 Efficient Serving Lookup for Cross Interaction Features. The IQP signals for a given item-query represent the top K search queries over a time window for which an item received positive engagements like saves, long clicks etc. These features are aggregated offline over different time periods which enables us to capture short term as well as long term user engagement behavior patterns. Since they are stored in forward index, it makes the calculation of the pre-ranking score highly cost-effective. During serving time, we simply perform a lookup in our forward index to obtain these IQP signal values. These are then subsequently added to the final projection layer along with dot product to generate the pre-ranking score.

3 Experiments and Results

We evaluate our proposed method both offline and online on Pinterest. Users on the platform can create, browse and search for items. Each item on the platform is composed of media (such as images or videos) and textual descriptions, which may also include hyperlinks to external web pages. The users can clickthrough to visit the link associated with the item, save the item to a collection, download or screenshot the associated media, hide/report the item. In this section we show the performance improvements from our proposed method through offline ablation studies and online A/B experiments.

3.1 Dataset

We construct our dataset primarily from daily user engagement logs which are generated based on user searches and their corresponding feed views. The logs contain query-item pairs of impressed (i.e shown to the user) items for a search request with their corresponding features and user engagements. The user engagements can be of different types - saves, long clicks, downloads, screenshots, reports, hides. For training and evaluating our models, we perform a temporal split over a time period T . The first k days of data is used for training the model while the last $T - k$ days of data is reserved for evaluating model performance. This method allows us to accurately estimate model performance post-launch in production. Our platform receives nearly billion daily searches and hence we downsample the search feed views while generating our dataset to keep it tractable and balanced. The final dataset statistics can be found in Table 1.

3.2 Offline Results

3.2.1 Offline Evaluation Metrics. For our offline evaluations, the primary metric used is HITS@K which measures the rank of the items in the top K results after sorting by scores s . As seen in the equation below, $rank(s_i)$ is the rank of the items after sorting by predicted score, and y_i is the corresponding label. I represents an indicator function which evaluates to 1 when the expression inside evaluates to True and 0 otherwise.

$$\text{HITS@K}(y, s) = \max_{i|y_i=1} I[\text{rank}(s_i) \leq k] \quad (5)$$

For our evaluations, we select $K = 3$ because it correlates well with online performance.

3.2.2 Offline Experiment Setup. All the models in this study are trained for 1.5 epochs on a high-performance compute cluster with 8 NVIDIA A100 Tensor Core GPUs and 320 GB GPU memory. For all the models we train, the encoded embedding size is kept constant at 64 dimensions. This ensures a fair comparison across models by keeping their serving memory footprint constant. During model training, we set the loss weights to $\phi_e = 1.0$ and $\phi_s = 0.01$.

3.2.3 Comparing InteractRank against other interaction techniques. In this section, we discuss the offline results from comparing InteractRank with other methods. We compare our proposed feature interaction method against existing methods. Traditional Two Tower [7] architecture relies on the final dot product to capture any cross interactions across the two towers. We consider this method as our baseline since it does not explicitly apply any feature crossing techniques to model for cross-tower interactions. IntTower [21] is a recently proposed method that performs explicit fine-grained and early feature interactions to capture the interaction signals between the query and item towers. Table 2 contains the relative improvements of these methods over the baseline. InteractRank performs the best, improving HITS@3 on the Unified Pre-Ranking Label as well as long click label both by 2.9% against the baseline. InteractRank also outperforms IntTower on HITS@3 over these labels by 1.5% and by 0.9% respectively.

The number of serving FLOPs is crucial when serving these models in production in order to control both cost and latency. InteractRank achieves these gains over IntTower with nearly 21× fewer floating point operations (FLOPs) at serving time per search request. Combining both approaches results in even better performance than InteractRank alone, indicating the complementary nature of interactions learned from each approach. The combination however still suffers from the significant (24.3×) increase in serving FLOPs, similar to IntTower.

Table 1: Summary of dataset statistics. The dataset is constructed from search query logs. M denotes millions, B denotes billions

| | # Samples | # Unique Queries | # Unique Items |
|--------------|-----------|------------------|----------------|
| Train | 8.1B | 302.3M | 514.1M |
| Test | 540M | 32.7M | 117.6M |

Table 2: Studying the effects of different feature interaction techniques. We report the HITS@3 metric on the Unified Pre-Ranking Label (U) and long click (LC) binary labels. We also report the number of floating point operations (FLOPs) introduced by each method during serving, assuming a 64-dimensional embedding space. (*) indicates that the result is from a combination of multiple techniques

| Interaction Method | HITS@3 U | HITS@3 LC | # FLOPs |
|--------------------------|---------------|---------------|-------------------|
| Two Tower [7] | +0.0% | +0.0% | 127 |
| IntTower [21] | +1.4% | +1.9% | 3069 (24.2×) |
| InteractRank (Ours) | +2.9% | +2.9% | 142 (1.1×) |
| InteractRank + IntTower* | +4.1%* | +3.7%* | 3084 (24.3×)* |

3.2.4 Ablating components of InteractRank. In this section, we discuss the impact of remove-one feature ablation on the InteractRank architecture to highlight the value of the different components. The results in Table 3 demonstrate the relative impact of removing the top-3 most impactful model features or architecture components and their impact on HITS@3 for saves and long click labels. Removing user engagement sequence features has the strongest impact on model performance, demonstrating the value from modeling real-time user sequence in InteractRank. Dropping cross interaction features, similarly, causes a heavy degradation in model performance as the model is no longer able to effectively capture cross tower interactions. MaskNet [38] layers within each tower enable them to explicitly learn feature interactions amongst it’s features - without these layers, the towers can’t learn these in-tower feature interactions, eventually degrading overall model performance.

Table 3: Remove-one feature ablation on the InteractRank architecture. We report the relative loss/gain in HITS@3 metric on long clicks and saves.

| Removed Feature | HITS@3 LC | HITS@3 Saves |
|----------------------------|-----------|--------------|
| User Engagement Sequence | -5.56% | -13.08% |
| Cross Interaction Features | -3.28% | -4.47% |
| Parallel MaskNet | -2.29% | -3.40% |

3.3 Online Results

We conducted an A/B experiment over a large pool of 10M users to evaluate model performance online in production. The experiment spanned a week with statistically significant search traffic where users are randomly picked into the experiment groups.

In the online experiment we compare four models. The baseline model is a standard Proximity BM25 score [28] based pre-ranker which computes the proximity BM25 token match score between the search query and all the item text including title, description, annotations. In addition to this we have 3 treatment models - a) Two Tower model trained with the same optimization objective as described in Section 2.4, b) InteractRank model which is described in detail in the previous sections, c) Isolated Cross Interaction Features (ICIF) model which is simply an affine transformation layer over

the cross interaction features and optimized for the engagement loss. We strategically choose these experiment groups to isolate and showcase the effectiveness of the InteractRank architecture and its components.

3.3.1 Online Metrics. We evaluate online model performance by directly measuring user satisfaction from their search experience at the session level. When a user comes to search on our platform, they have a goal in mind, whether it’s something as simple as finding a quick lunch recipe or as complicated as planning a wedding. Therefore, a *search session* can start with a search query and can have multiple subsequent searches and feeds that belong to the same intent. We consider a search session to be *fulfilled* if there is at least one high quality fulfilling action i.e save, long click, download or screenshot in the search session. Our online metric, Search Intent Fulfillment Rate (SIFR) is calculated as,

$$\text{SIFR} = \frac{\# \text{ of fulfilled search sessions}}{\# \text{ of search sessions}}$$

Similarly, we define Fulfilled by 1st Search (F1S) as the fraction of search sessions where a fulfilling action was taken on the first search feed itself. Ideally, we would want users to have their search session fulfilled in as few search queries as possible. Fulfilled by 1st Search helps us to measure for this goal effectively.

Table 4: The relative online improvements of different experiment groups over a Proximity BM25 baseline. (↑) indicates increase in metric is better

| | SIFR ↑ | F1S ↑ |
|--|--------------|--------------|
| Two Tower | +2.7% | +3.9% |
| ICIF | +3.6% | +5.5% |
| InteractRank (Two Tower + Interaction Features) | +6.5% | +9.2% |

3.3.2 Aggregate Results. Table 4 shows the relative online performance of the 3 treatment models against the proximity BM25 baseline. All three treatments outperform the BM25 baseline on both SIFR and F1S. The Two Tower model improves SIFR by 2.7% and Fulfilled By 1st Search by 3.9% over the BM25 baseline. This illustrates the importance of utilizing personalized jointly learned entity embeddings for pre-ranking. We also see that the ICIF model beats Two Tower by a relative improvement of 0.9% SIFR and 1.6% F1S.

By combining both these techniques, InteractRank achieves the best performance, improving online SIFR by 6.5% and F1S by 9.2% over the BM25 baseline. It also shows strong relative improvement over the Two Tower model, with SIFR and F1S improvements of 3.7% and 5.1%, respectively. We also see that the performance improvements from both techniques, i.e a two tower architecture and cross interaction features, are additive. This result underscores the independent and complementary nature of the improvements coming from these approaches, highlighting their combined effect on enhancing the overall model performance.

3.3.3 Query Popularity Segmented Results. We broadly categorize search queries into 4 segments (in order) - HEAD, TORSO, TAIL and SINGLE, based on how frequently these are searched over a year. Table 5 highlights the relative performance of the three treatment groups over the BM25 baseline. It is clear that ICIF is better than the Two Tower model only on the HEAD segment. This is expected, as ICIF's estimation of priors based on historical engagements tends not to generalize well to less frequent queries, though it performs strongly for popular ones. By combining the two tower architecture with cross interaction features, InteractRank not only aggregates the improvements from these techniques over HEAD queries but also learns a much better tradeoff over TORSO, TAIL and SINGLE queries.

Table 5: Relative improvements in SIFR of treatment models over a Proximity BM25 baseline segmented by query popularity. *Italicized numbers* represent statistically insignificant results

| | HEAD | TORSO | TAIL | SINGLE |
|---|--------------|--------------|--------------|--------------|
| Two Tower | +3.4% | +2.7% | +1.7% | +0.8% |
| ICIF | +5.9% | +0.7% | -0.1% | -0.8% |
| InteractRank (Two Tower + Interaction Features) | +8.3% | +5.0% | +4.2% | +1.8% |

4 Conclusion

In this work, we propose a new approach at introducing cross interaction features in two tower models for search pre-ranking. Our proposed method, InteractRank, jointly learns a projection layer over a two tower architecture and powerful cross interaction features thereby capturing the cross tower interactions beyond the dot product. In contrast to previous works which employ complex architectures to implicitly learn cross tower interactions, we propose the adoption of inexpensive user engagement-based features to model these cross interactions explicitly. In addition to the cross interaction features, we also highlight other components of our two tower architecture like real-time user sequence modeling which strongly contribute to the model performance. Finally, we outline the advantages of our methodology through offline ablation studies and an online A/B experiment. InteractRank improves online engagement globally by +6.5% over a BM25 baseline and by +3.7% over a two tower baseline. InteractRank is currently deployed in production at Pinterest globally, serving billions of search requests daily.

5 Acknowledgements

We would like to thank Krishna Kamath, Kurchi Subhra Hazra, Jia-jing Xu, Cosmin Negruseri and Liang Zhang who provided feedback or supported us throughout this project.

References

- [1] Prabhat Agarwal, Minhazul Islam SK, Nikil Pancha, Kurchi Subhra Hazra, Jiajing Xu, and Chuck Rosenberg. 2024. OmniSearchSage: Multi-Task Multi-Entity Embeddings for Pinterest Search. In *Companion Proceedings of the ACM Web Conference 2024 (WWW '24)*. Association for Computing Machinery, NY, USA, 121–130.
- [2] Eugene Agichtein, Eric Brill, and Susan Dumais. 2006. Improving Web Search Ranking by Incorporating User Behavior Information. In *Proceedings of the 29th Annual International ACM SIGIR Conference on Research and Development in Information Retrieval (SIGIR '06)*. Association for Computing Machinery, NY, USA, 19–26.
- [3] Josh Beal, Hao-Yu Wu, Dong Huk Park, Andrew Zhai, and Dmitry Kislyuk. 2022. Billion-Scale Pretraining with Vision Transformers for Multi-task Visual Representations. In *Proceedings of the IEEE/CVF Winter Conference on Applications of Computer Vision*. 564–573.
- [4] Qiwei Chen, Huan Zhao, Wei Li, Pipei Huang, and Wenwu Ou. 2019. Behavior Sequence Transformer for E-commerce Recommendation in Alibaba. In *Proceedings of the 1st International Workshop on Deep Learning Practice for High-Dimensional Sparse Data (DLP-KDD '19)*. Association for Computing Machinery, NY, USA, Article 12, 4 pages.
- [5] Ting Chen, Simon Kornblith, Mohammad Norouzi, and Geoffrey Hinton. 2020. A Simple Framework for Contrastive Learning of Visual Representations. In *Proceedings of the 37th International Conference on Machine Learning (ICML '20)*. JMLR.org, Article 149, 11 pages.
- [6] Heng-Tze Cheng, Levent Koc, Jeremiah Harmsen, Tal Shaked, Tushar Chandra, Hrishu Aradhye, Glen Anderson, Greg Corrado, Wei Chai, Mustafa Ispir, Rohan Anil, Zakaria Haque, Lichan Hong, Vihan Jain, Xiaobing Liu, and Hemal Shah. 2016. Wide & Deep Learning for Recommender Systems. In *Proceedings of the 1st Workshop on Deep Learning for Recommender Systems (DLRS 2016)*. Association for Computing Machinery, NY, USA, 7–10.
- [7] Paul Covington, Jay Adams, and Emre Sargin. 2016. Deep Neural Networks for YouTube Recommendations. In *Proceedings of the 10th ACM Conference on Recommender Systems (RecSys '16)*. Association for Computing Machinery, NY, USA, 191–198.
- [8] Nick Craswell and Martin Szummer. 2007. Random Walks on the Click Graph. In *Proceedings of the 30th Annual International ACM SIGIR Conference on Research and Development in Information Retrieval (SIGIR '07)*. Association for Computing Machinery, NY, USA, 239–246.
- [9] Tim Donkers, Benedikt Loepp, and Jürgen Ziegler. 2017. Sequential User-based Recurrent Neural Network Recommendations. In *Proceedings of the Eleventh ACM Conference on Recommender Systems (RecSys '17)*. Association for Computing Machinery, NY, USA, 152–160.
- [10] Thibault Formal, Carlos Lassance, Benjamin Piwowarski, and Stéphane Clinchant. 2022. From Distillation to Hard Negative Sampling: Making Sparse Neural IR Models More Effective. In *Proceedings of the 45th International ACM SIGIR Conference on Research and Development in Information Retrieval (SIGIR '22)*. Association for Computing Machinery, NY, USA, 2353–2359.
- [11] Thibault Formal, Benjamin Piwowarski, and Stéphane Clinchant. 2021. SPLADE: Sparse Lexical and Expansion Model for First Stage Ranking. In *Proceedings of the 44th International ACM SIGIR Conference on Research and Development in Information Retrieval (SIGIR '21)*. Association for Computing Machinery, NY, USA, 2288–2292.
- [12] Michael Gutmann and Aapo Hyvärinen. 2010. Noise-Contrastive Estimation: A New Estimation Principle for Unnormalized Statistical Models. In *Proceedings of the Thirteenth International Conference on Artificial Intelligence and Statistics (Proceedings of Machine Learning Research, Vol. 9)*. PMLR, Chia Laguna Resort, Sardinia, Italy, 297–304.
- [13] Balázs Hidasi, Alexandros Karatzoglou, Linas Baltrunas, and Domonkos Tikk. 2015. Session-based Recommendations with Recurrent Neural Networks. *arXiv preprint arXiv:1511.06939* (2015).
- [14] Jui-Ting Huang, Ashish Sharma, Shuying Sun, Li Xia, David Zhang, Philip Pronin, Janani Padmanabhan, Giuseppe Ottaviano, and Linjun Yang. 2020. Embedding-based Retrieval in Facebook Search. In *Proceedings of the 26th ACM SIGKDD International Conference on Knowledge Discovery & Data Mining (KDD '20)*. Association for Computing Machinery, NY, USA, 2553–2561.
- [15] Po-Sen Huang, Xiaodong He, Jianfeng Gao, Li Deng, Alex Acero, and Larry Heck. 2013. Learning Deep Structured Semantic Models for Web Search using Clickthrough Data. In *Proceedings of the 22nd ACM International Conference on Information & Knowledge Management (CIKM '13)*. Association for Computing Machinery, NY, USA, 2333–2338.
- [16] Tongwen Huang, Zhiqi Zhang, and Junlin Zhang. 2019. FiBiNET: Combining Feature Importance and Bilinear Feature Interaction for Click-through Rate Prediction. In *Proceedings of the 13th ACM Conference on Recommender Systems (RecSys '19)*. Association for Computing Machinery, NY, USA, 169–177.
- [17] Shan Jiang, Yuening Hu, Changsung Kang, Tim Daly, Dawei Yin, Yi Chang, and Chengxiang Zhai. 2016. Learning Query and Document Relevance from a Web-scale Click Graph. In *Proceedings of the 39th International ACM SIGIR Conference*

- on Research and Development in Information Retrieval (SIGIR '16). Association for Computing Machinery, NY, USA, 185–194.
- [18] Wang-Cheng Kang and Julian McAuley. 2018. Self-Attentive Sequential Recommendation. In *2018 IEEE International Conference on Data Mining (ICDM)*. Los Alamitos, CA, USA, 197–206.
 - [19] Omar Khattab and Matei Zaharia. 2020. ColBERT: Efficient and Effective Passage Search via Contextualized Late Interaction over BERT. In *Proceedings of the 43rd International ACM SIGIR Conference on Research and Development in Information Retrieval (SIGIR '20)*. Association for Computing Machinery, NY, USA, 39–48.
 - [20] Jiacheng Li, Yujie Wang, and Julian McAuley. 2020. Time Interval Aware Self-Attention for Sequential Recommendation. In *Proceedings of the 13th International Conference on Web Search and Data Mining (WSDM '20)*. Association for Computing Machinery, NY, USA, 322–330.
 - [21] Xiangyang Li, Bo Chen, Hui Feng Guo, Jingjie Li, Chenxu Zhu, Xiang Long, Sujian Li, Yichao Wang, Wei Guo, Hongxia Mao, Jinxing Liu, Zhenhua Dong, and Ruiming Tang. 2022. IntTower: The Next Generation of Two-Tower Model for Pre-Ranking System. In *Proceedings of the 31st ACM International Conference on Information & Knowledge Management (CIKM '22)*. Association for Computing Machinery, NY, USA, 3292–3301.
 - [22] Jianxun Lian, Xiaohuan Zhou, Fuzheng Zhang, Zhongxia Chen, Xing Xie, and Guangzhong Sun. 2018. xDeepFM: Combining Explicit and Implicit Feature Interactions for Recommender Systems. In *Proceedings of the 24th ACM SIGKDD International Conference on Knowledge Discovery & Data Mining (KDD '18)*. Association for Computing Machinery, NY, USA, 1754–1763.
 - [23] Xu Ma, Pengjie Wang, Hui Zhao, Shaoguo Liu, Chuhan Zhao, Wei Lin, Kuang-Chih Lee, Jian Xu, and Bo Zheng. 2021. Towards a Better Tradeoff between Effectiveness and Efficiency in Pre-Ranking: A Learnable Feature Selection based Approach. In *Proceedings of the 44th International ACM SIGIR Conference on Research and Development in Information Retrieval (SIGIR '21)*. Association for Computing Machinery, NY, USA, 2036–2040.
 - [24] Craig Macdonald, Rodrygo L.T. Santos, and Iadh Ounis. 2012. On the Usefulness of Query Features for Learning to Rank. In *Proceedings of the 21st ACM International Conference on Information and Knowledge Management (CIKM '12)*. Association for Computing Machinery, NY, USA, 2559–2562.
 - [25] Maxim Naumov, Dheevatsa Mudigere, Hao-Jun Michael Shi, Jianyu Huang, Narayanan Sundaraman, Jongsoo Park, Xiaodong Wang, Udit Gupta, Carole-Jean Wu, Alisson G. Azzolini, Dmytro Dzhulgakov, Andrey Mallevich, Iliia Cherniavskii, Yinghai Lu, Raghuraman Krishnamoorthi, Ansha Yu, Volodymyr Kondratenko, Stephanie Pereira, Xianjie Chen, Wenlin Chen, Vijay Rao, Bill Jia, Liang Xiong, and Misha Smelyanskiy. 2019. Deep Learning Recommendation Model for Personalization and Recommendation Systems. CoRR abs/1906.00091 (2019).
 - [26] Dang Minh Nguyen, Chenfei Wang, Yan Shen, and Yifan Zeng. 2023. LightSAGE: Graph Neural Networks for Large Scale Item Retrieval in Shopee's Advertisement Recommendation. In *Proceedings of the 17th ACM Conference on Recommender Systems*. Association for Computing Machinery, NY, USA, 334–337.
 - [27] Nikil Pancha, Andrew Zhai, Jure Leskovec, and Charles Rosenberg. 2022. PinnerFormer: Sequence Modeling for User Representation at Pinterest. In *Proceedings of the 28th ACM SIGKDD Conference on Knowledge Discovery and Data Mining (KDD '22)*. Association for Computing Machinery, NY, USA, 3702–3712.
 - [28] S. E. Robertson and S. Walker. 1994. Some Simple Effective Approximations to the 2-Poisson Model for Probabilistic Weighted Retrieval. In *Proceedings of the 17th Annual International ACM SIGIR Conference on Research and Development in Information Retrieval (SIGIR '94)*. Springer-Verlag, Berlin, Heidelberg, 232–241.
 - [29] Keshav Santhanam, Omar Khattab, Jon Saad-Falcon, Christopher Potts, and Matei Zaharia. 2022. ColBERTv2: Effective and Efficient Retrieval via Lightweight Late Interaction. In *Proceedings of the 2022 Conference of the North American Chapter of the Association for Computational Linguistics: Human Language Technologies*. Association for Computational Linguistics, 3715–3734.
 - [30] Weiping Song, Chence Shi, Zhiping Xiao, Zhijian Duan, Yewen Xu, Ming Zhang, and Jian Tang. 2019. AutoInt: Automatic Feature Interaction Learning via Self-Attentive Neural Networks. In *Proceedings of the 28th ACM International Conference on Information and Knowledge Management (CIKM '19)*. Association for Computing Machinery, NY, USA, 1161–1170.
 - [31] Liangcai Su, Fan Yan, Jieming Zhu, Xi Xiao, Haoyi Duan, Zhou Zhao, Zhenhua Dong, and Ruiming Tang. 2023. Beyond Two-Tower Matching: Learning Sparse Retrievable Cross-Interactions for Recommendation. In *Proceedings of the 46th International ACM SIGIR Conference on Research and Development in Information Retrieval (SIGIR '23)*. Association for Computing Machinery, NY, USA, 548–557.
 - [32] Fei Sun, Jun Liu, Jian Wu, Changhua Pei, Xiao Lin, Wenwu Ou, and Peng Jiang. 2019. BERT4Rec: Sequential Recommendation with Bidirectional Encoder Representations from Transformer. In *Proceedings of the 28th ACM International Conference on Information and Knowledge Management (CIKM '19)*. Association for Computing Machinery, NY, USA, 1441–1450.
 - [33] Hongyan Tang, Junling Liu, Ming Zhao, and Xudong Gong. 2020. Progressive Layered Extraction (PLE): A Novel Multi-Task Learning (MTL) Model for Personalized Recommendations. In *Proceedings of the 14th ACM Conference on Recommender Systems (RecSys '20)*. Association for Computing Machinery, NY, USA, 269–278.
 - [34] Jiayi Tang and Ke Wang. 2018. Personalized Top-N Sequential Recommendation via Convolutional Sequence Embedding. In *Proceedings of the Eleventh ACM International Conference on Web Search and Data Mining (WSDM '18)*. Association for Computing Machinery, NY, USA, 565–573.
 - [35] Trinh Xuan Tuan and Tu Minh Phuong. 2017. 3D Convolutional Networks for Session-based Recommendation with Content Features. In *Proceedings of the Eleventh ACM Conference on Recommender Systems (RecSys '17)*. Association for Computing Machinery, NY, USA, 138–146.
 - [36] Arif Usta, Ismail Sengor Altinoglu, Rifat Ozcan, and Özgür Ulusoy. 2021. Learning to Rank for Educational Search Engines. *IEEE Transactions on Learning Technologies* 14, 2 (2021), 211–225.
 - [37] Ruoxi Wang, Rakesh Shivanna, Derek Cheng, Sagar Jain, Dong Lin, Lichan Hong, and Ed Chi. 2021. DCN V2: Improved Deep & Cross Network and Practical Lessons for Web-scale Learning to Rank Systems. In *Proceedings of the Web Conference 2021 (WWW '21)*. Association for Computing Machinery, NY, USA, 1785–1797.
 - [38] Zhiqiang Wang, Qingyun She, and Junlin Zhang. 2021. MaskNet: Introducing Feature-Wise Multiplication to CTR Ranking Models by Instance-Guided Mask. arXiv:2102.07619 [cs.IR]
 - [39] Zhe Wang, Liqin Zhao, Biye Jiang, Guorui Zhou, Xiaoqiang Zhu, and Kun Gai. 2020. COLDR: Towards the Next Generation of Pre-ranking System. *arXiv preprint arXiv:2007.16122* (2020).
 - [40] Xue Xia, Pong Eksombatchai, Nikil Pancha, Dhruvil Deven Badani, Po-Wei Wang, Neng Gu, Saurabh Vishwas Joshi, Nazanin Farahpour, Zhiyuan Zhang, and Andrew Zhai. 2023. TransAct: Transformer-based Realtime User Action Model for Recommendation at Pinterest. In *Proceedings of the 29th ACM SIGKDD Conference on Knowledge Discovery and Data Mining (KDD '23)*. Association for Computing Machinery, NY, USA, 5249–5259.
 - [41] Xue Xia, Pong Eksombatchai, Nikil Pancha, Dhruvil Deven Badani, Po-Wei Wang, Neng Gu, Saurabh Vishwas Joshi, Nazanin Farahpour, Zhiyuan Zhang, and Andrew Zhai. 2023. TransAct: Transformer-based Realtime User Action Model for Recommendation at Pinterest. In *Proceedings of the 29th ACM SIGKDD Conference on Knowledge Discovery and Data Mining (KDD '23)*. Association for Computing Machinery, NY, USA, 5249–5259.
 - [42] Gui-Rong Xue, Hua-Jun Zeng, Zheng Chen, Yong Yu, Wei-Ying Ma, WenSi Xi, and WeiGuo Fan. 2004. Optimizing Web Search using Web Click-through Data. In *13th ACM International Conference on Information and Knowledge Management (CIKM '04)*. Association for Computing Machinery, NY, USA, 118–126.
 - [43] Tao Yang, Chen Luo, Hanqing Lu, Parth Gupta, Bing Yin, and Qingyao Ai. 2022. Can Clicks Be Both Labels and Features? Unbiased Behavior Feature Collection and Uncertainty-aware Learning to Rank. In *Proceedings of the 45th International ACM SIGIR Conference on Research and Development in Information Retrieval (SIGIR '22)*. Association for Computing Machinery, NY, USA, 6–17.
 - [44] Xinyang Yi, Ji Yang, Lichan Hong, Derek Zhiyuan Cheng, Lukasz Heldt, Aditee Kumthekar, Zhe Zhao, Li Wei, and Ed Chi. 2019. Sampling-Bias-Corrected Neural Modeling for Large Corpus Item Recommendations. In *Proceedings of the 13th ACM Conference on Recommender Systems (RecSys '19)*. Association for Computing Machinery, NY, USA, 269–277.
 - [45] Rex Ying, Ruining He, Kaifeng Chen, Pong Eksombatchai, William L. Hamilton, and Jure Leskovec. 2018. Graph Convolutional Neural Networks for Web-Scale Recommender Systems. In *Proceedings of the 24th ACM SIGKDD International Conference on Knowledge Discovery & Data Mining (KDD '18)*. Association for Computing Machinery, NY, USA, 974–983.
 - [46] Andrew Zhai, Hao-Yu Wu, Eric Tzeng, Dong Huk Park, and Charles Rosenberg. 2019. Learning a Unified Embedding for Visual Search at Pinterest. In *Proceedings of the 25th ACM SIGKDD International Conference on Knowledge Discovery & Data Mining (KDD '19)*. Association for Computing Machinery, NY, USA, 2412–2420.
 - [47] Buyun Zhang, Liang Luo, Xi Liu, Jay Li, Zeliang Chen, Weilin Zhang, Xiaohan Wei, Yuchen Hao, Michael Tsang, Wenjun Wang, Yang Liu, Huayu Li, Yasmine Badr, Jongsoo Park, Jiyan Yang, Dheevatsa Mudigere, and Ellie Wen. 2022. DHEN: A Deep and Hierarchical Ensemble Network for Large-Scale Click-Through Rate Prediction. (2022). arXiv:2203.11014
 - [48] Zhe Zhao, Lichan Hong, Li Wei, Jilin Chen, Aniruddh Nath, Shawn Andrews, Aditee Kumthekar, Maheswaran Sathiamoorthy, Xinyang Yi, and Ed Chi. 2019. Recommending What Video to Watch Next: A Multitask Ranking System. In *Proceedings of the 13th ACM Conference on Recommender Systems (RecSys '19)*. Association for Computing Machinery, NY, USA, 43–51.
 - [49] Guorui Zhou, Na Mou, Ying Fan, Qi Pi, Weijie Bian, Chang Zhou, Xiaoqiang Zhu, and Kun Gai. 2019. Deep Interest Evolution Network for Click-through Rate Prediction. In *Proceedings of the Thirty-Third AAAI Conference on Artificial Intelligence and Thirty-First Innovative Applications of Artificial Intelligence Conference and Ninth AAAI Symposium on Educational Advances in Artificial Intelligence (HI, USA) (AAAI'19/IAAI'19/EAAI'19)*. AAAI Press, Article 729, 8 pages.
 - [50] Guorui Zhou, Xiaoqiang Zhu, Chenru Song, Ying Fan, Han Zhu, Xiao Ma, Yanghui Yan, Junqi Jin, Han Li, and Kun Gai. 2018. Deep Interest Network for Click-Through Rate Prediction. In *Proceedings of the 24th ACM SIGKDD International Conference on Knowledge Discovery & Data Mining (KDD '18)*. Association for Computing Machinery, NY, USA, 1059–1068.