

# HaPy-Bug – Human Annotated Python Bug Resolution Dataset

Piotr Przymus<sup>\*</sup>, Mikołaj Fejzer<sup>†</sup>, Jakub Narębski<sup>‡</sup>, Radosław Woźniak<sup>§</sup>,  
 Łukasz Halada<sup>¶</sup>, Aleksander Kazecki<sup>||</sup>, Mykhailo Molchanov<sup>\*\*</sup> and Krzysztof Stencel<sup>††</sup>  
*Nicolaus Copernicus University*, <sup>¶</sup>*University of Wrocław*, <sup>††</sup>*University of Warsaw*, <sup>\*\*</sup>*Kyiv Polytechnic Institute*  
 Toruń, Poland                      Wrocław, Poland                      Warsaw, Poland                      Kyiv, Ukraine  
 Email: <sup>\*</sup>piotr.przymus, <sup>†</sup>mfejzer, <sup>‡</sup>jakub.narebski, <sup>§</sup>rwozniak, <sup>||</sup>olekkazecki@mat.umk.pl,  
<sup>¶</sup>lukasz.halada@cs.uni.wroc.pl, <sup>\*\*</sup>m.molchanov.ia12@kpi.ua, <sup>††</sup>stencel@mimuw.edu.pl

**Abstract**—We present HaPy-Bug, a curated dataset of 793 Python source code commits associated with bug fixes, with each line of code annotated by three domain experts. The annotations offer insights into the purpose of modified files, changes at the line level, and reviewers’ confidence levels. We analyze HaPy-Bug to examine the distribution of file purposes, types of modifications, and tangled changes. Additionally, we explore its potential applications in bug tracking, the analysis of bug-fixing practices, and the development of repository analysis tools. HaPy-Bug serves as a valuable resource for advancing research in software maintenance and security.

**Index Terms**—CVE, Software quality

## I. INTRODUCTION

We present HaPy-Bug, a curated and annotated dataset<sup>1</sup> consisting of 793 Python source code commits linked to bug fixes. Each commit has been manually annotated by three domain experts, capturing the purpose of modified files, bug types, and detailed line-level changes.

Our annotation protocol builds upon the approach by Herbold et al. [1], introducing significant modifications to improve usability and accuracy. While Herbold et al. used non-trivial automated labels for refactoring, we adopt a different strategy: we provide preliminary annotations based on lexical analysis and file paths, requiring users to refine labels where they find inaccuracies. This contrasts with Herbold et al.’s approach, which simplified rare cases (e.g., automation for refactorings) but left common, often trivial tasks to manual labor prone to error. Our approach shifts the focus to non-trivial annotations, allowing users to correct only where automatic labels fall short, reducing repetitive work and enhancing efficiency. We also introduced new joint categories to cover edge cases.

HaPy-Bug supports a variety of applications, including bug localization, automated code annotation, enhancing code review workflows, and some code oriented aspects of Large Language Models (LLM). It has already been utilized in studies on bug localization [2] and improving automated code annotation [3]. HaPy-Bug is a collection of artifacts designed for various types of “bugs.” We developed HaPy-

Bug as a heterogeneous resource, aiming to encompass a broad spectrum of the otherwise ambiguous concept of a “bug” [4].

This paper is organized as follows: (1) we describe the dataset collection process; (2) we detail the annotation methodology; (3) we analyze the dataset; (4) we explore its applications; and (5) we discuss its limitations.

The resulting **dataset**, along with **custom tools** and **scripts** developed for this study, is publicly available at <https://doi.org/10.6084/m9.figshare.24448663>.

## II. DATA COLLECTION AND DATASET STRUCTURE

HaPy-Bug comprises annotated diff files with fixes of Python-related bugs from three sources. None of them had previously been annotated by developers at the line level. In total, HaPy-Bug encompasses 793 bugs spanning from 2006 to 2022, with code changes distributed across 2,742 files and covers 67,963 lines of code (see Tab. I). We provide detailed annotations and comprehensive information for each of the bugs (diff file, file annotation, bug annotations and in case of CVE based bugs — detailed CVE information and references). Annotation process will be described in the next section. The data gathering process is shown in Fig. 1 and described below.

**$D_{BIP}$ : BugsInPy** is an extension of a dataset of 496 real bugs proposed in [5]. It focuses on isolated bugs in source code and excludes issues related to configurations, build scripts, documentation, and test cases. Bugs in this set have to be reproducible, i.e. at least one test case from the fixed version must fail when executed on the faulty version. This dataset was manually annotated and incorporated into our dataset.

**$D_{CVE}$ : Python CVE** and  **$D_{CRAWL}$ : Crawled Python CVE** are new custom made, specialized collections of bugs sourced from the CVE DB [6] and git repositories.  $D_{CVE}$  includes bugs identified through a full-text search of the CVE Database [6]. Only bugs with fixes involving at least one Python file and explicitly referenced in the CVE description were included.  $D_{CRAWL}$  is a subset derived from scanning the top 100 most popular Python repositories on GitHub for commits containing a CVE ID pattern. Each identified bug was cross-referenced with the CVE Database [6], and the associated CVE summaries were used as bug descriptions.

<sup>1</sup>Supported by the National Science Centre, Poland, project no. 2022/06/X/ST6/00806.

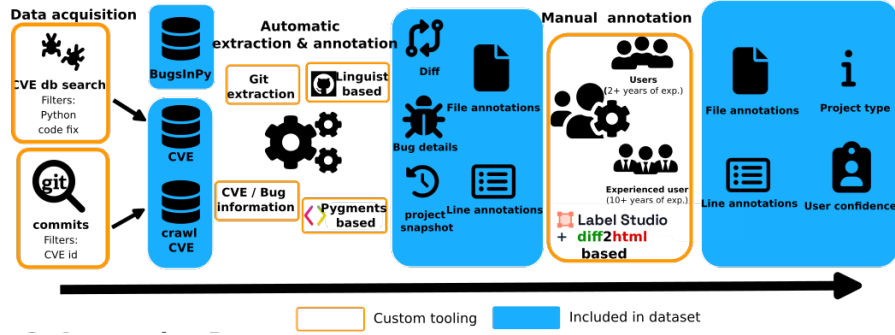


Fig. 1: The process of dataset creation

TABLE I: Dataset characteristics, line annotations structure, and user annotation consensus. Line annotations: B: bug(fix), B+R: bug(fix) + refactoring, D: documentation, O: other, R: refactoring, T: tests, T+R: tests + refactoring.

Dataset	Repos	Statistics				Line annotations							Consensus	
		Bugs	Files	Lines	Dates	B	B+R	D	O	R	T	T+R	= 3	≥ 2
$D_{BIP}$	17	496	1382	20221	2012–2020	24.7%	2.6%	13.2%	0.5%	1.9%	55.2%	1.9%	84.2%	97.8%
$D_{CRAWL}$	41	145	759	26102	2006–2022	26.1%	2.1%	29.2%	1.2%	1.5%	38.8%	1.2%	84.2%	98.7%
$D_{CVE}$	91	152	601	21640	2011–2022	29.6%	2.2%	14.2%	1.2%	9.5%	42.0%	1.3%	81.5%	98.5%

### III. ANNOTATION PROCESS

We followed a systematic protocol to annotate Python bug-fix commits extending the approach proposed by Herbold et al. [1]. Fig. 1 provides an overview of the entire process. This process included classifying files, individual changed lines, project types, and assessing reviewer confidence. To assist annotators, we automatically suggested three types of line labels—*bug(fix)*, *documentation*, and *test*—based on file paths and syntax highlighting provided by Pygments [7].

The *manual annotation process* was carried out by six annotators, each with at least four years of Python programming experience. Three annotators had over a decade of expertise. To ensure robust evaluation, the annotation framework assigned each bug-fix resolution to three annotators, including at least one experienced reviewer. On average, regular annotators reviewed around 600 bugs, while experienced annotators handled approximately 200.

We created an annotation protocol and prepared 10 model annotations as a reference standard<sup>2</sup>. These were finalized through consensus among experienced annotators.

The next stage involved annotating files and lines, starting with preliminary annotations generated by custom tools. GitHub Linguist [8] was used to identify file types in bug-related commits. File purposes were inferred based on types and paths. Each changed file was preassigned to a purpose category: “programming” (non test source code), “tests” (test source code and related files), “project” (build tools and dependency management), “documentation” (text documentation without markup files), “markup” (markup files like html), “data” (non test data files) or “other” (rest of the files). Lines

within files were automatically labeled as “bug(fix)”, “test”, or “documentation”.

This process categorizes lines as follows: lines containing only comments and all lines within documentation files are marked as “documentation”; all remaining lines in test files are labeled as “test”; and all other lines, including those in non-programming files, are classified as “bug(fix).”

Annotators reviewed error descriptions sourced from commit and/or CVE metadata, and updated labels as necessary. All participants annotated an equal amount of bugs from each dataset, with each subset randomly selected. They could adjust file purposes and apply extended line annotations. Manual line annotations included all base categories plus additional ones:

- “refactoring” for changes improving code readability or structure without altering behavior,
- tangled categories such as “bug(fix) + refactoring” and “test + refactoring” for lines combining base categories with refactoring.
- “other” for new functionality, non-bug fixes, etc.,

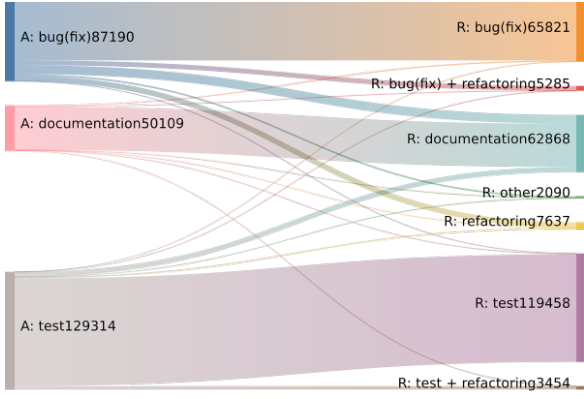
The annotation process lasted two months. Annotators also specified the type of project, indicated confidence levels, and documented any issues encountered. Weekly meetings were held to discuss problematic bug reports, resolve ambiguities, and establish consensus on handling specific cases. One of most common issues present on those meetings was related to the scope of tangled changes for specific bugs.

### IV. DATA ANALYSIS

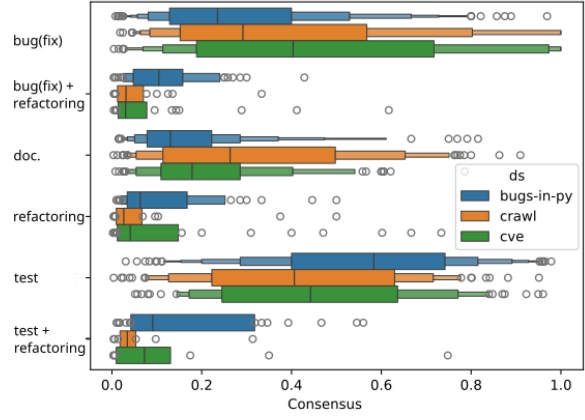
In this section, we assess the quality of annotations and automation. We also examine the characteristics of the dataset, comparing them to those reported in other relevant studies.

1) *Quality of manual annotations*: We began by analyzing the multi-rater agreement between reviewers. Using Fleiss’

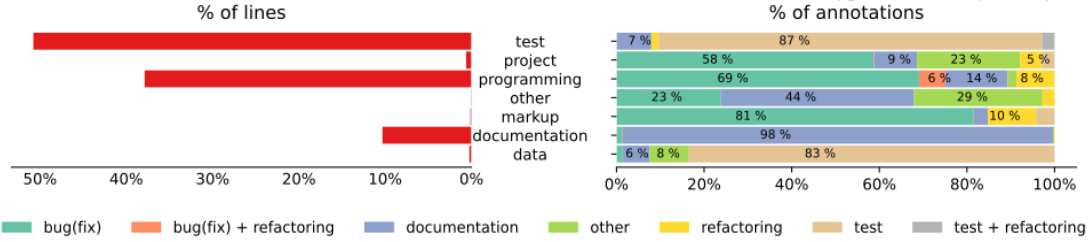
<sup>2</sup>See `code/Documentation/` at <https://github.com/ncusi/HaPy-Bug>



(a) Adjustments performed by individual human annotators. (A)utomated annotation, (R)evised manual annotation.



(b) Distribution number of lines types divided by changes in a fix.



(c) Tangled changes: Percentage (right) of lines by annotated file type and (left) breakdown of line types by file type.

Fig. 2: Dataset analysis

kappa [9] on combined participant annotations across all datasets, we obtained an overall value of  $\kappa = 0.83$ . The agreement levels for individual subsets were as follows:  $D_{CVE}$  ( $\kappa = 0.82$ ),  $D_{CRAWL}$  ( $\kappa = 0.84$ ), and  $D_{BIP}$  ( $\kappa = 0.82$ ). According to Fleiss' kappa interpretation [9], these values indicate “almost perfect agreement” (highest category).

Next, we analyzed the consensus among annotators. A line label was considered a full consensus, if all three participants selected the same label. The percentage of full consensus labels varied across different subsets of bugs. We observed (see Tab. I) that full consensus was achieved for at least 81.5% of labels in the  $D_{CVE}$  subset and at least 84.2% in the remaining subsets. If we consider consensus when at least two reviewers agree the consensus rate increases significantly to  $\geq 98.7\%$ . The above findings demonstrate a high level of confidence in the quality of the annotations. Notably, the lowest consensus rate occurred for lines labeled as “bug(fix)” by the automated process, likely due to the inherent complexity in identifying bug fixes.

2) *Quality of automatic suggestions*: We assessed the degree of modifications made by annotators to the automatically generated labels (see Fig. 2a). The latter were based on simple syntax rules and did not account for refactoring suggestions. As expected, some corrections were required, especially for documentation due to lack of context in diff files.

We also measured the median percentage of lines within a single bug fix that did not require corrections by reviewers after automatic annotation. Median percentage of lines not requiring fixes per subset (computed with 95% Confidence

Intervals denoted further as 95% CI.):  $D_{CVE}$  and  $D_{CRAWL}$  (95% CI: [94%, 98%]),  $D_{BIP}$  (95% CI: [100%, 100%]). These findings show that only a small proportion of lines in single bugfix ( $\leq 6\%$ ) needed manual intervention. This makes fully automated annotations a viable option for specific applications.

3) *Dataset characteristics*: We assess whether bug fixes vary across subsets by testing two hypotheses:

**H1**: The proportions of label types differ between subsets. As we deliberately used 3 different selection criteria for bug fixes, we have unique opportunity to compare how code fixes are constructed depending on the type of fix. We use  $\chi^2$  test of independence of observed frequencies for subsets  $D_{CVE}$ ,  $D_{CRAWL}$  and  $D_{BIP}$  with the null hypothesis that the proportions of label types are equivalent between subsets. We rejected that hypothesis with  $p$ -value  $\leq 0.001$  for all subsets and when compared in pairs. Therefore we concluded that they followed different distribution of labels.

For a more detailed view see Tab. I and Fig. 2b, where we can observe that the bug selection criteria significantly influence the dataset’s characteristics.  $D_{BIP}$  concentrates on isolated bug fixes with tests for given change.  $D_{CVE}$  represents fixes for bugs that were reported in CVE (a higher emphasis on the code)  $D_{CRAWL}$  is dominated with fixes in dependencies (a high count of changes in documentation and project files).

**H2**: Less than 40% of changed lines in bug fixing commits contribute to the bug fix. This hypothesis derived from [1] and based on [10] was not rejected in [1]. Given the diversity in our dataset subsets, we tested this hypothesis on our data.

In each dataset less than 33% of lines are linked to bug fixes

(Tab. I), with the majority of changes occurring in production code (Fig.2c). However, when considering individual bug fixes, an analysis of the median proportion of bug fixes per commit (see Fig. 2b) reveals that **H2** is rejected for  $D_{CVE}$  (95% CI [34.0%, 46.7%]). In contrast, **H2** holds for  $D_{CRAWL}$  (95% CI [22.2%, 37.6%]) and  $D_{BIP}$  (95% CI [22.2%, 25.3%]). Thus **H2**'s validity depends on the bug report selection criteria.

## V. APPLICATIONS

This project aimed to develop a dataset for precise bug localization at the file and line levels. The detailed annotations in HaPy-Bug improve bug tracking by identifying relevant modified lines. Human-evaluated annotations aided prioritization and confirmed the viability of automation. This use case was the primary motivation and was further explored in [2].

This dataset was also used to fine-tune and validate PatchScope [3], enhancing automated annotations. It helped develop annotation rules for Python projects. The goal of PatchScope is to streamline Git repository analysis and provide insights into developer contributions.

Such datasets also enable a deeper understanding of developer practices related to structuring bug fixes. Studies like Sobreira et al. [11] and Herbold et al. [1] use these datasets to analyze common bug-fixing practices, such as commit tangling, the extent of production code changes, and the role of refactoring. HaPy-Bug can serve a similar purpose, thanks to the inclusion of line level annotations.

HaPy-Bug could be used to fine tuning and testing LLMs' code comprehension, completion and automated program repair under selective code alterations. This approach evaluates LLM ability to infer missing information and their resilience to adversarial attacks [12].

## VI. THREATS TO VALIDITY

**Impact of automation:** Annotations could be biased through the use of the automation. While we acknowledge this risk, we note that our labeling mechanism was essentially based on lexical analysis and rules derived from file types.

**Bug Scope and Specialization:** HaPy-Bug focuses on real bugs within Python source code, adhering to specific selection criteria such as isolated bugs. This specialization potentially limits its applicability in wider contexts.

**Inter-Annotator Variability and Annotation Complexity:** Despite the expertise of domain expert involved, variations in annotations may still occur across different projects. The complexity of the annotation process introduces the potential for human errors and inconsistencies.

**Ethical Considerations:** We refrain from handling any sensitive contributor or annotator data. We do not engage in automated judgments to attribute characteristics to individuals. We asked annotators during each weekly meeting if they have any problems and advised them to limit daily annotation to not exceed 20 bugs per day.

## VII. RELATED WORK

A number of interesting datasets containing code related to bug fixes exist, some of which include line-level annotations.

HaPy-Bug expands BugsInPy [5] by offering human annotations for all collected modifications and by adding two additional, custom bug datasets.

An approach similar to ours is used by Herbold et al. [1] who designed a crowd sourcing procedure to annotate individual lines in Java based projects. Compared to [1] we added new annotation labels, removed white space annotations, and changed the way suggestions for annotators were provided. We significantly simplified the process by automatically marking all lines based on straightforward and deterministic lexical analysis (see Sec. III). Thus annotators could focus solely on the described bug and address non-trivial markings only.

GitBug [13] contains 199 Java bugs extracted from 55 open-source repositories. Each bug was replicated on a local environment to exclude interference by external parties. Additionally tests cases were run multiple times to ensure non-flakiness of bug reproduction. BugsPHP [14] is the first large dataset targeting PHP language. The authors collected 600000 bug-fixing commits by crawling 5000 GitHub repositories. While both GitBug and BugsPHP are designed for automated program repair, they do not contain line level annotations.

BUGSJS [15] is composed of 453 manually verified JavaScript bugs with corresponding fixes, obtained from 10 popular GitHub JavaScript projects. Its authors built a taxonomy of bugs by manually labeling each bug. While offering interesting insight into the JavaScript ecosystem, BUGSJS does not offer line level annotations per each bug.

Two other interesting datasets PySSStuBs [16] and TSSB-3M [17] are devoted to the scrutiny of single line/statement bugs. HaPy-Bug concentrates more on complex bugs.

The Defectors [18] dataset contains a significant number of source code files. It contains automatic annotations, while HaPy-Bug contains both manual and automatic annotations.

To summarize, HaPy-Bug is a versatile high quality dataset that stands out due to its substantial size. It encompasses both file- and line-level manual annotations and offers a comprehensive understanding of bug resolution processes.

## VIII. CONCLUSION

We presented HaPy-Bug, a curated and annotated bug dataset, enriched through a comprehensive annotation protocol with custom tooling used in the process. It can serve as a valuable asset for the software development community. With a focus on Python source commits related to bug fixes, this dataset provides deep insights into the world of bug resolution. The data offers not only an analysis of file purposes and modified line annotations, but also the level of bugfix tangling.

The potential applications of HaPy-Bug are diverse, spanning bug localization, fine tuning tools for analysis of Git repositories, or research on bugfixing practices. Moreover, HaPy-Bug has some potential in research on LLMs in terms of code completion and comprehension.

## REFERENCES

- [1] S. Herbold, A. Trautsch, B. Ledel, A. Aghamohammadi, T. A. Ghaleb, K. K. Chahal, T. Bossenmaier, B. Nagaria, P. Makedonski, M. N. Ahmadabadi, K. Szabados, H. Spieker, M. Madeja, N. Hoy, V. Lenarduzzi, S. Wang, G. Rodríguez-Pérez, R. Colomo-Palacios, R. Verdecchia, P. Singh, Y. Qin, D. Chakroborti, W. Davis, V. Walunj, H. Wu, D. Marcilio, O. Alam, A. Aldaej, I. Amit, B. Turhan, S. Eismann, A.-K. Wickert, I. Malavolta, M. Sulír, F. Fard, A. Z. Henley, S. Kourtzanidis, E. Tuzun, C. Treude, S. M. Shamasbi, I. Pashchenko, M. Wyrich, J. Davis, A. Serebrenik, E. Albrecht, E. U. Aktas, D. Strüder, and J. Erbel, “A fine-grained data set and analysis of tangling in bug fixing commits,” *Empirical Software Engineering*, vol. 27, no. 6, p. 125, Nov. 2022.
- [2] P. Przymus, “Project: Applications of grayscale data models in software vulnerabilities.” [Online]. Available: <https://radon.nauka.gov.pl/dane/profil/63e5f96bd968d56c86ce5917>
- [3] Piotr Przymus, Jakub Narębski, Mikołaj Fejzer, and Krzysztof Stencel, “PatchScope – A Modular Tool for Annotating and Analyzing Contributions,” 2024, (under review). [Online]. Available: [https://ncusi.github.io/PatchScope/articles/patchscope\\_2024.pdf](https://ncusi.github.io/PatchScope/articles/patchscope_2024.pdf)
- [4] D. G. Widder and C. Le Goues, “What is a ‘bug’?” *Commun. ACM*, vol. 67, no. 11, pp. 32–34, 2024. [Online]. Available: <https://doi.org/10.1145/3662730>
- [5] R. Widyasari, S. Q. Sim, C. Lok, H. Qi, J. Phan, Q. Tay, C. Tan, F. Wee, J. E. Tan, Y. Yieh, B. Goh, F. Thung, H. J. Kang, T. Hoang, D. Lo, and E. L. Ouh, “Bugsinpy: a database of existing bugs in python programs to enable controlled testing and debugging studies,” in *ESEC/FSE ’20: 28th ACM Joint European Software Engineering Conference and Symposium on the Foundations of Software Engineering, Virtual Event, USA, November 8-13, 2020*, P. Devanbu, M. B. Cohen, and T. Zimmermann, Eds. ACM, 2020, pp. 1556–1560. [Online]. Available: <https://doi.org/10.1145/3368089.3417943>
- [6] T. M. Corporation. (2023, jan) CVE - common vulnerabilities and exposures. [Online]. Available: <https://cve.mitre.org/>
- [7] “Pygments,” <https://pygments.org/>, 2023.
- [8] “GitHub Linguist,” <https://github.com/github-linguist/linguist>, dec 2023.
- [9] J. L. Fleiss, “Measuring nominal scale agreement among many raters.” *Psychological bulletin*, vol. 76, no. 5, p. 378, 1971.
- [10] C. Mills, J. Pantiuchina, E. Parra, G. Bavota, and S. Haiduc, “Are Bug Reports Enough for Text Retrieval-Based Bug Localization?” in *2018 IEEE International Conference on Software Maintenance and Evolution (ICSME)*, Sep. 2018, pp. 381–392, iSSN: 2576-3148. [Online]. Available: <https://ieeexplore.ieee.org/document/8530045>
- [11] V. Sobreira, T. Durieux, F. Madeiral, M. Monperrus, and M. de Almeida Maia, “Dissection of a bug dataset: Anatomy of 395 patches from Defects4J,” in *2018 IEEE 25th International Conference on Software Analysis, Evolution and Reengineering (SANER)*, Mar. 2018, pp. 130–140. [Online]. Available: <https://ieeexplore.ieee.org/abstract/document/8330203>
- [12] F. Wu, X. Liu, and C. Xiao, “Deceptprompt: Exploiting llm-driven code generation via adversarial natural language instructions,” *CoRR*, vol. abs/2312.04730, 2023. [Online]. Available: <https://doi.org/10.48550/arXiv.2312.04730>
- [13] A. Silva, N. Saavedra, and M. Monperrus, “Gitbug-java: A reproducible benchmark of recent java bugs,” *arXiv preprint arXiv:2402.02961*, 2024.
- [14] K. Pramod, W. De Silva, W. Thabrew, R. Shariffdeen, and S. Wickramanayake, “Bugsphp: A dataset for automated program repair in php,” *arXiv preprint arXiv:2401.07356*, 2024.
- [15] P. Gyimesi, B. Vancsics, A. Stocco, D. Mazinanian, Á. Beszédes, R. Ferenc, and A. Mesbah, “BUGSJS: a benchmark and taxonomy of javascript bugs,” *Softw. Test. Verification Reliab.*, vol. 31, no. 4, 2021. [Online]. Available: <https://doi.org/10.1002/stvr.1751>
- [16] A. V. Kamiński, L. Palechor, C. Bezemer, and A. Hindle, “Pysstubs: Characterizing single-statement bugs in popular open-source python projects,” in *18th IEEE/ACM International Conference on Mining Software Repositories, MSR 2021, Madrid, Spain, May 17-19, 2021*. IEEE, 2021, pp. 520–524. [Online]. Available: <https://doi.org/10.1109/MSR52588.2021.00066>
- [17] C. Richter and H. Wehrheim, “TSSB-3M: mining single statement bugs at massive scale,” in *19th IEEE/ACM International Conference on Mining Software Repositories, MSR 2022, Pittsburgh, PA, USA, May 23-24, 2022*. ACM, 2022, pp. 418–422. [Online]. Available: <https://doi.org/10.1145/3524842.3528505>
- [18] P. Mahbub, O. Shuvo, and M. M. Rahman, “Defectors: A large, diverse python dataset for defect prediction,” in *20th IEEE/ACM International Conference on Mining Software Repositories, MSR 2023, Melbourne, Australia, May 15-16, 2023*. IEEE, 2023, pp. 393–397. [Online]. Available: <https://doi.org/10.1109/MSR59073.2023.00085>