

A Framework for Robust Cognitive Evaluation of LLMs

Karin de Langis¹, Jong Inn Park¹, Bin Hu¹, Khanh Chi Le¹, Andreas Schramm², Michael C. Mensink³, Andrew Elfenbein⁴, & Dongyeop Kang¹

¹Department of Computer Science and Engineering, University of Minnesota

²Department of Linguistics, Hamline University

³Department of Psychology, University of Wisconsin-Stout

⁴Department of English, University of Minnesota

{dento019, park2838, hu000562, le000422, elfen001, dongyeop}@umn.edu,
a.schramm@hamline.edu, mensinkm@uwstout.edu

Abstract

Emergent cognitive abilities in large language models (LLMs) have been widely observed, but their nature and underlying mechanisms remain poorly understood. A growing body of research draws on cognitive science to investigate LLM cognition, but standard methodologies and experimental pipelines have not yet been established. To address this gap we develop COGNITIVEVAL, a framework for systematically evaluating the artificial cognitive capabilities of LLMs, with a particular emphasis on robustness in response collection. The key features of COGNITIVEVAL include: (i) automatic prompt permutations, and (ii) testing that gathers both generations and model probability estimates. Our experiments demonstrate that these features lead to more robust experimental outcomes. Using COGNITIVEVAL, we replicate five classic experiments in cognitive science, illustrating the framework’s generalizability across various experimental tasks and obtaining a cognitive profile of several state-of-the-art LLMs. COGNITIVEVAL will be released publicly to foster broader collaboration within the cognitive science community.

1 Introduction

As large language models (LLMs) become increasingly advanced, a growing body of research applies methods from cognitive science to better understand both the nature and extent of LLM cognition. This approach is motivated by the existence of cleverly designed experimental paradigms and datasets in cognitive science: these experiments seek to understand the processes of the mind, which is not directly observable, and may therefore also be useful for understanding aspects of the LLM “black box.” However, applying these experiments to LLMs presents unique challenges: in particular, careful consideration must be made to how tasks are adapted, how performance is measured, how results are interpreted, and how comparisons to human data are made (Ivanova, 2025; Ying et al., 2025).

Cognitive science experiments have promise in probing LLMs because they have been used to identify various components of human cognition and assess their structure and functions, making them well-suited for bootstrapping our understanding of cognition in LLMs. Cognitive science has historically pursued *converging evidence*, or findings from multiple independent experimental paradigms that converge to the same conclusion, in order to develop theories of cognition (Friedenberg et al., 2021). Since cognitive processes cannot be directly observed, each experiment rests on assumptions about how task performance reflects internal processes. An individual experimental result is therefore relatively weak evidence, as it may be an artifact of the experimental task, materials, or assumptions. On the other hand, consistent patterns across diverse paradigms including different experimental tasks and measures, are more compelling. We maintain that the principle of *converging evidence* is equally important when assessing cognition in LLMs. To support this pursuit,

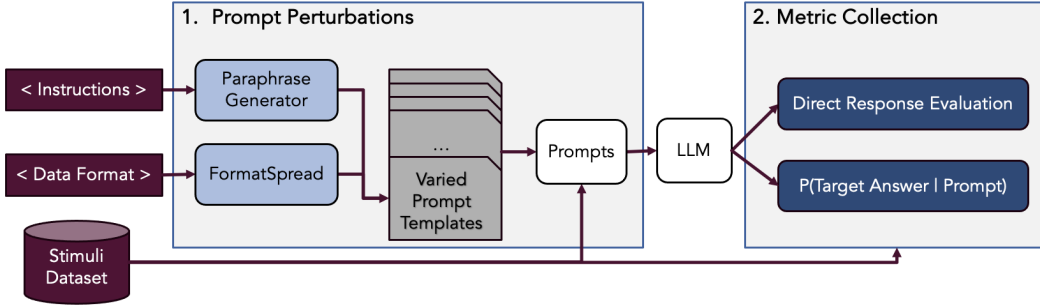


Figure 1: Conceptual overview of the COGNITIVEVAL pipeline. Two key phases encourage robustness in cognitive assessment of LLMs: first, prompt paraphrasing creates a variety of prompt formatting and wording, to mitigate any prompt-specific effects. Second, capturing both LLM responses and the LLM’s internal probability estimates of the target answer allows for a more nuanced understanding of LLM confidence.

we suggest the development of a generalizable, modular experimental framework that can facilitate rapid development and robust cognitive evaluation of LLMs.

In this work, we introduce COGNITIVEVAL, a unified experimental pipeline designed to apply cognitive science toward the evaluation of LLMs (see Figure 1). COGNITIVEVAL enables robust assessments by incorporating two key components: (1) automatic prompt paraphrasing to generate diverse prompt variants, minimizing prompt-specific artifacts; and (2) dual measurement of both model outputs and internal probability estimates, enabling more nuanced analysis of model performance and certainty. In addition, COGNITIVEVAL supports the definition of experimental conditions and variables within stimuli and automatic response parsing, making it broadly applicable across various experiment setups.

While prior work applies cognitive science experiments to LLMs, and proposed best practices, there is no standardized approach or shared infrastructure. COGNITIVEVAL is designed to fill this gap. We demonstrate the utility of COGNITIVEVAL by adapting five classic cognitive science experiments to probe memory and executive function in LLMs. Our findings suggest that while LLMs exhibit strong short-term memory, their working memory – i.e., ability to manipulate information in memory – is notably weaker. LLMs also show weak executive function, demonstrating low cognitive flexibility and weak inhibition in the experiments. Importantly, our results highlight the models’ sensitivity to prompt perturbations across these tasks, and we demonstrate the unique insights that can be gained from considering both direct responses and model probabilities.

2 Related Work

In this section we discuss prior work that probes the cognitive and psychological abilities of LLMs. We categorize this work into two main areas: those that adapt experimental protocols from human studies, and those that do not.

Adapting human research to LLMs. Many prior works in AI psychology directly apply human studies to LLMs. Some propose benchmarking LLMs with human experiments; for instance, Coda-Forno et al. (2024) propose a benchmarking suite of 10 cognitive decision-making tasks. Others investigate whether effects from classic psychology experiments are found in LLMs: Echterhoff et al. (2024) find evidence of anchoring bias (Tversky & Kahneman, 1974) and Roberts et al. (2024) reproduce the fan effect. Experiments from a wide variety of domains have been applied to LLMs, including causal reasoning (Dasgupta et al., 2022; Binz & Schulz, 2023), decision-making (Echterhoff et al., 2024; Coda-Forno et al., 2024), philosophy of mind (Ullman, 2023; Echterhoff et al., 2024), and psycholinguistics (Bazhukov et al., 2024; Lee et al., 2024).

NLP-specific assessment of LLM cognition. Other research investigates LLMs’ cognitive abilities by using existing NLP task datasets (Ying et al., 2024; Lu et al., 2024; Shah et al.,

2024) or creating new datasets (Jones & Steinhardt, 2022; Lal et al., 2024; Lv et al., 2024) for evaluation. For example, Lee & Lim (2024) design linguistic tasks that rely on visual perception of the orthography to complete, demonstrating how LLMs’ lack of visual language perception affects their understanding, and Joshi et al. (2024) evaluate LLM reasoning patterns by introducing conflicting facts in prompts.

Metrics. Metrics in these studies typically vary between explicit output, i.e., the model generations (Dasgupta et al., 2022; Hagendorff et al., 2023), and implicit model signals, such as estimated token probabilities (Lee et al., 2024; Ullman, 2023) and attention scores (Bazhukov et al., 2024). Many works choose to measure either the explicit output or the implicit signal. However, evidence suggests that model generations and probability measurements can be divergent (Hu & Levy, 2023; Kauf et al., 2024; Mahaut et al., 2024). Our pipeline obtains both results. Another important consideration in applying human experiments to LLMs is controlling for effects of prompt wording and structure. It is well-established that LLM responses can vary substantially based on prompt wording and formatting (Sclar et al., 2024; Wahle et al., 2024), and while some prior works have applied prompt perturbation to cognitive assessments (Coda-Forno et al.; Bazhukov et al., 2024), many do not. Our proposed COGNITIVEVAL pipeline includes automatic prompt perturbation to assist practitioners in controlling for these effects.

3 COGNITIVEVAL

The goal of COGNITIVEVAL is to offer a **flexible** and **robust** framework for adapting a wide range of cognitive experimental studies, ultimately helping researchers gather converging evidence to support their conclusions in cognitive evaluation of LLMs. Guided by these design principles, we outline the core components of COGNITIVEVAL. Details on how COGNITIVEVAL supports flexible experiment setups can be found in §A.1.

Prompt Permutations. It is more reliable to marginalize over all prompts for a given task, rather than relying on one prompt to evaluate performance (Sclar et al., 2024; Wahle et al., 2024). COGNITIVEVAL provides automatic prompt permutations to assist users in diversifying their prompts. COGNITIVEVAL prompts have two components which are acted on separately:

- Instructions, which explain the task, e.g.: *Read the following story and phrase, and determine if the phrase is true based on the story.*
- Data format, which describes generally how the individual stimuli should be presented to the model, e.g.: *Story: { }, Phrase: { }.*

Sclar et al. (2024) show that formatting templates in prompts affect model outputs; we use their proposed FORMATSREAD approach to develop ten different data format templates that vary across punctuation, whitespace, and letter casing. The automatic prompt paraphrasing pipeline acts separately on both components: the general instructions are paraphrased by GPT-4o (Achiam et al., 2023), and the data format is diversified across punctuation and whitespace according to FORMATSREAD. We generate three distinct paraphrases combined with 10 data formats, yielding 30 prompt variations (see §A.2 for more details).

Experiment Dialogues. COGNITIVEVAL supports interactive dialogue experiments, or presenting each stimulus in a separate dialogue. In many cases separate dialogues are preferred to order to avoid order effects. However, in some experimental settings, it is desirable to present stimulus sequentially instead – particularly if the experiment includes stimuli and tasks (either related or distractor) that are expected to influence subsequent responses. For example, in our WCST, the LLM must play a game and respond to feedback. In such cases, a chat dialogue is conducive to replicating the experiment in LLMs.

Metric Collection. COGNITIVEVAL collects two measures: (1) response accuracy, by comparing model output with a target output, and (2) model probabilities of a target output. When computing probabilities, in the event that the target output is a single token long


Cognition Category	Executive Function			Memory	
	Cognitive Flexibility	Inhibition Control	Working Mem.	Short Term Mem.	False/Gist Mem.
Task	Wisconsin Card Sorting 	Flanker Task If the center letter is 'X,' press LEFT. If the center letter is 'B,' press RIGHT. Letters: BBBXBBB	Backward Digit Span Repeat the digits in exactly the reverse order: 2, 3, 1, 6, 8, 4	Forward Digit Span Repeat the digits in exactly the same order: 2, 3, 1, 6, 8, 4	DRM Task Bed, rest, doze, wake... [. . .] Was 'sleep' on the above list?
Key Metric	After answering, participants learn whether they were correct. They must use the feedback to infer the matching rule (color, shape, or count). The rule changes periodically during the task. Accuracy following rule changes indicates cognitive flexibility.	In the example, the center letter is X so the response is LEFT. But the flankers (B) are associated with RIGHT. For this <i>incongruent</i> string, mental resources divert to inhibit the flanker response, leading to increased reaction time (compared to the congruent case).	Compare accuracy for increasingly long sequences to estimate short term memory capacity (forward digit span) or working memory capacity (reverse digit span). 'Working' memory in the case of the backward digit task because the reverse operation must be carried out.		There are 'critical words' not on the list, but that have high semantic relation to the list. Compare recall of these critical words with recall of control words not on the list. People tend to falsely recall the critical words.

Figure 2: We use COGNITIVEVAL to adapt these five human cognitive science experiments to LLMs. The cognitive taxonomy reflects common interpretations of these experiments in cognitive science literature, although variant taxonomies exist.

(e.g. "A," or "False") this is obtained by inputting the prompt to the model and taking the softmax of the logits from the language modeling head. In the event that the target output is several tokens long, we compute the perplexity of the target answer.

Models and Inference. We use six open-source LLMs from three different model families, each with two size variations: Gemma2 with 9B and 27B parameters (Riviere et al., 2024), Llama3.1 with 8B and 70B parameters (Dubey et al., 2024), and Qwen2 with 7B and 72B parameters (Yang et al., 2024). All models are the instruction-tuned variants. Our pipeline also enables the use of proprietary models such as GPT-4o (Achiam et al., 2023) and reasoning-oriented models like DeepSeek-R1 (DeepSeek-AI et al., 2025); however, we exclude them from our experiments to ensure a fair comparison, as our evaluation requires access to model logits at specific points in their generated responses. We use the Huggingface library (Wolf et al., 2020) for model inference, applying 4-bit quantization to meet computational constraints when working with larger models (those with at least 27B parameters). For experiments with long contexts (i.e., those with long dialogues) we also use Flash Attention (Dao et al., 2022) and dynamic key value caching. Otherwise, default model configurations and generation hyperparameters are used in all cases. All experiments are completed using two Nvidia A100 GPUs. Generations are parsed based on the format specified in the prompt, such that answers can be automatically extracted for analysis.

4 Experiments

We use COGNITIVEVAL to adapt five classic cognitive experimental tasks for LLMs. The tasks are chosen to balance variety and depth: we explore tasks related to two broad types of cognition, and within those types, select different domains and experimental procedures (see Figure 2). In this way we can demonstrate the versatility of our proposed pipeline while also working toward converging evidence for LLM executive function and memory. Executive function is a broad set of cognitive functions, including attention regulation and task-switching. Executive function is understood to enable goal-directed behavior, making it an interesting area of study in LLMs. Memory processes have to do with either the encoding, storage, or retrieval of information and past experiences. There are clear differences between human and LLM memory, making this another fitting area of study.

Note on Prompting Strategy. All experiments selected **actively prevent** high-level, conscious thinking from human participants by requiring fast reactions and limiting display

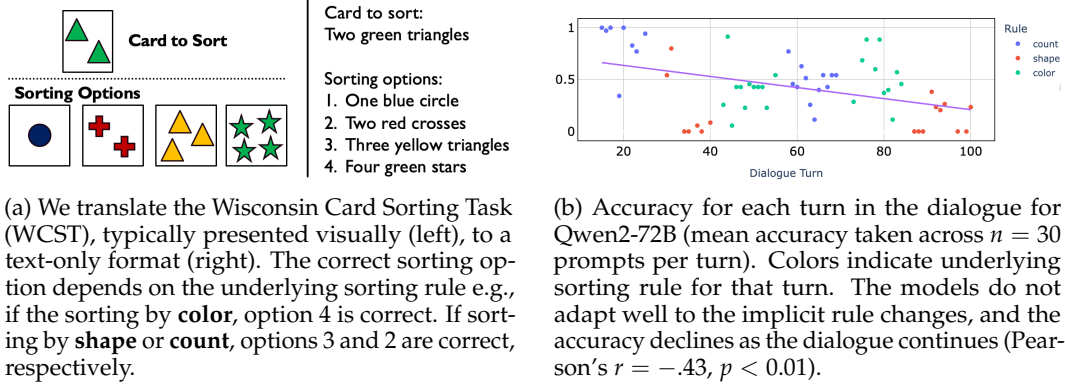


Figure 3: WCST task: (a) setup, and (b) accuracy over the course of the dialogue for Qwen2-72B. Accuracy plots for other models can be found in §A.4.2.

times of stimuli. For better parity with human studies, we therefore do not test reasoning models in this work, and we do not elicit Chain-of-Thought style responses from models. Prompting details can be found in §A.2

4.1 [Executive Function] (Cognitive Flexibility) WCST

The Wisconsin Card Sorting Task (WCST) requires participants to infer an implicit sorting rule based on feedback: participants propose a sorting action and are told whether the action is correct (Grant & Berg, 1948). Critically, the *implicit sorting rule changes several times* during the task, testing participants' cognitive flexibility (Miles et al., 2021).

Input. We translate the WCST to a textual format¹ for LLMs (see Figure 3a). 102 stimuli are presented serially to the LLM in a chat dialogue, with the initial message containing the instructions and three examples demonstrating each possible sorting rule. The instruction state that the sorting rule will change throughout the experiment, and that the current rule must be inferred based on feedback. Subsequent dialogue turns contain feedback on whether the LLM's previous answer was correct, the sorting options, and a new item to sort. The experiment is conducted such that each rule is presented for 10-15 consecutive times. Sorting rules are presented twice; the order is count, shape, color, count, color, shape.

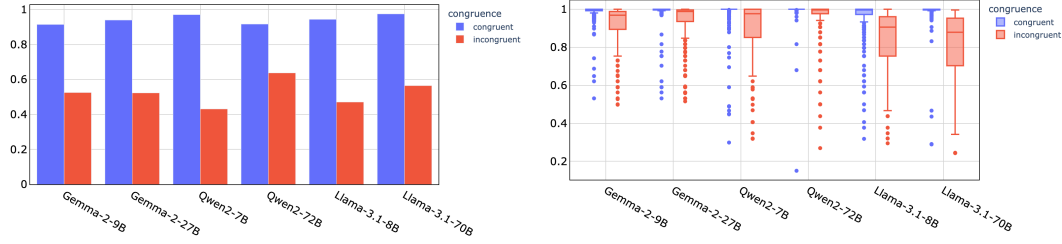
Output and evaluation. The LLM is instructed to respond with the integer corresponding to the chosen sorting option. The LLM answer is parsed for the last digit, and this is compared with the correct answer for the item in evaluation. Aside from accuracy, a key metric in the WCST is *preservation errors*, or whether participants mistakenly respond with the previous rule versus the current rule.

Human baseline. Normative studies have found that typical adults take on average **two trials** to infer the new rule and about **1 second to respond** (instructions ask people to prioritize speed in their answers), and accuracy rates have been found to be between 70-80% (Barceló et al., 1997; Grant & Berg, 1948; Milner, 1963). Preservation errors decline significantly after participants infer the new rule.

Results. Results are summarized in Figure 3 and Table 1. All models tested have substantially lower accuracy than humans. Unlike humans, models do not appear to do very well adapting to changing sorting rules: we find no correlation between model accuracy and number of turns exposed to a given rule.² We also see that preservation errors do not decrease with increased exposure to the new rule. Moreover, we find that models are unable to adapt to the feedback to infer a rule: there is no positive relationship between number

¹Extending COGNITIVEVAL to include vision-language models is a possible direction for future work.

²This aligns with Coda-Forno et al. (2024)'s findings that LLMs tend to place more weight on prior beliefs than observations in decision-making tasks.



(a) Average accuracy on the flanker task ($n = 960$, 32 stimuli \times 30 prompt variations). All models do substantially worse in the incongruent condition. (b) When models answer correctly, model estimates of the correct answer’s probability still tend to be lower in the incongruent condition.

Figure 4: Flanker task: (a) average accuracy and (b) probabilities of correct answers. All models tested perform worse in the incongruent condition.

of turns exposed to a rule and accuracy. Over the course of the entire task, accuracy goes down across all models, as evidenced by significant negative correlations between dialogue length and accuracy across all models. Details results are in §A.4.2.

	Gemma		Llama		Qwen	
	9B	27B	8B	70B	7B	72B
Correct	0.27	0.43	0.43	0.39	0.44	0.40
Preservation	0.36	0.31	0.47	0.39	0.50	0.43
Other	0.36	0.26	0.09	0.22	0.06	0.17

Table 1: WCST: Mean frequencies of correct answers, answers with preservation errors, and answers with other errors on the WCST across all trials; $n = 3060$ (102 trials \times 30 prompts).

4.2 [Executive Function] (Attentional Control) Flanker Task

The Eriksen flanker task (Eriksen & Eriksen, 1974) requires participants to respond differentially to two sets of stimuli. For example:

- If you see letters ‘X’ or ‘C’ \rightarrow Press (‘A’)
- If you see letters ‘B’ or ‘V’ \rightarrow Press (‘L’)

Critically, participants are shown a sequence of stimuli, but must *only respond* to the one in the center (and ignore the “flankers”). The are two types of strings participants are shown:

- Congruent strings, e.g., ‘XXCXX’. Both ‘X’ and ‘C’ map to the ‘A’ response.
- Incongruent strings, e.g., ‘BBCBB’. The center letter ‘C’ maps to the ‘R’ response, but the flanking letters map to the ‘L’ response.

Participants must respond as quickly as possible. In the incongruent conditions, participants have slower response times. This is because participants must inhibit the response for the flanking letters, and inhibition requires additional cognitive resources, slowing the reaction.

Input. We create 32 Flanker stimuli, varying the string length between five and eleven. We include both a congruent and an incongruent example in the instructions.

Output and evaluation. The model responds with one of the designated letters (‘A’ or ‘L’).

Human baselines. Human reaction times are typically around **300-500 milliseconds** (humans are asked to respond as quickly as possible). Reports of mean accuracy in the incongruent conditions are around **93% to 96%**, e.g., see Eriksen & Eriksen (1974); Yantis & Johnston (1990), although human studies focus most of their analyses on reaction time.

Results. Our results are summarized in Figure 4. Model performance is **near perfect for the congruent** letter strings, but has accuracy of around **40-60% for the incongruent** letter strings across all models tested, substantially below human baselines. The estimated

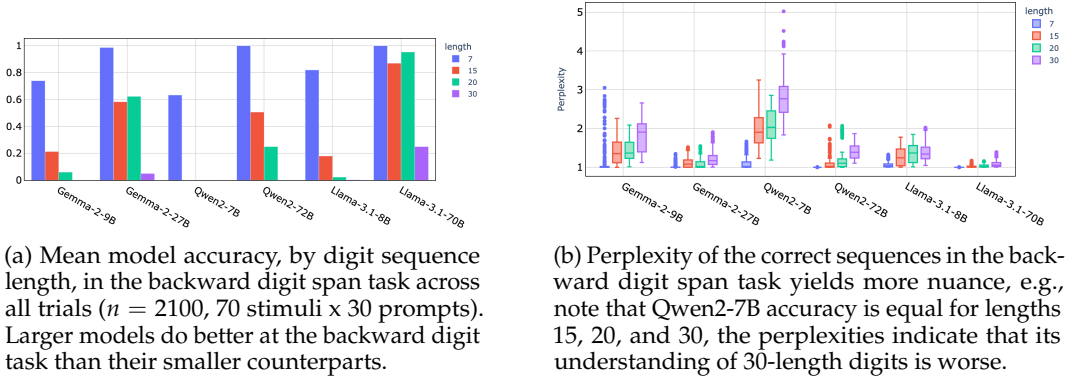


Figure 5: Digit Span task: Larger models have longer backward digit spans than their smaller counterparts, but overall performance is worse relative to the forward task.

probability of the correct answer is lower in the incongruent condition, even when only considering cases in which the model’s answer is correct. While LLM cognitive architecture is not analogous to humans’, making it difficult to immediately draw general conclusions, these results do suggest that LLMs may have difficulty inhibiting certain responses and intentionally ignoring certain inputs. It is also possible that LLMs have difficulty with the concept of the *center*; future work is required to disentangle these potential causes.

4.3 [Executive Function & Memory] (Working & Short-term Memory) Digit Span Tasks

The forward and backward digit span tasks probe short term memory and working memory, respectively. Participants are briefly presented with a series of digits and must repeat them, either in the same order (forward digit span task) or in the reverse order (backward digit span task). The backward digit span task involves *working memory* rather than short term memory because rather than rote repetition, it requires an operation (reversal) to be performed on the information held in memory.

Input. We create 70 digit span stimuli, consisting of randomly generated lists of digits 0-9. Because we hypothesize that LLMs will have near-perfect digit memory, we include digit lists of length 7 (matching human performance) and also digit lists with super-human lengths of 15, 20, 30, and 50. The prompt includes two examples of the task.

Output and evaluation. The model responds with a list of digits. We compare accuracy across the different lengths to estimate LLM forward and backward digit span. We consider content accuracy, in which only the order of the digits presented is evaluated (e.g. if commas are omitted but digits are presented in the correct order, the response is considered correct).

Human baseline. Normative studies find a mean forward digit span of **seven**, and a mean backward digit span of **five** (Banken, 1985; Monaco et al., 2013).

Results. In the forward digit span task, all LLMs tested have [nearly perfect responses for all digit lengths](#) (see Table 4). These results indicate that the forward digit span of even smaller LLMs is over 50 digits long. In the backward digit span task, smaller models have decreased accuracy after 15-20 digits (Figure 5a). Like humans, LLMs find the reversal operation makes this task more difficult. Unlike humans, where the difficulty results in a relatively modest difference (backwards digit span of five is about a 30% decrease from the forward span of seven), most LLMs tested have a forward digit span over 50 and a backward digit span of 11-20, a comparably substantial decrease of over 50%.

4.4 [Memory] (False/Gist Memory) DRM Task

The Deese-Roediger-McDermott (DRM) task is designed to induce false recall of words from studied word lists (Deese, 1959; Roediger & McDermott, 1995). It begins with participants

studying several different lists. Each list has a semantic theme, but omits a critical word with high semantic relation to all other items on the list. For example, the list “Rest, Peace, Doze, Slumber, Wake, Bed, Nap, Tired, Yawn, Dream, Drowsy, Blanket, Awake, Snore, Snooze” omits the critical word *sleep*. After studying, people have a tendency to later falsely recall the presence of the critical words. This effect has been attributed to gist memory in the literature: i.e., the list’s gist is encoded, resulting in a false recall of the critical word.

Input. The first message in the dialogue consists of 12 word lists and instructions. The following 168 messages quiz the LLM on whether a specific word was present or absent in the original message. We present stimuli in dialogue form so that we can investigate whether performance deteriorates over the course of the dialogue.

Human baseline. We use the word lists from [Pardilla-Delgado & Payne \(2017\)](#), who find humans recognize unseen critical words 70% of the time (30% accuracy).

Output and evaluation. When presented with a word recall task, the LLM outputs the letter ‘Z’ to indicate that the presented word was on one of the studied lists, and the letter ‘M’ to indicate that the word was not on any of the lists.

	Gemma		Llama		Qwen	
	9B	27B	8B	70B	7B	72B
Unseen (control)	100.0	100.0	100.0	100.0	67.2	100.0
Unseen (critical)	79.8 (-20.2)	100.0 (0)	93.2 (-6.8)	98.9 (-1.1)	68.3(+0.9)	100.00 (0)
Seen	99.8	99.1	99.1	99.8	98.3	99.7

Table 2: DRM accuracies across different conditions. Note the difference in accuracy between the unseen control and unseen critical words, indicating susceptibility to false memory.

Results. Although smaller LLMs have decreased accuracy in their responses to the critical words, larger LLMs have nearly perfect performance (Table 2). The responses indicate that larger LLMs are not susceptible to human-like false reports triggered by the semantic interference of the critical word. We hypothesize that this is likely because LLM information encoding is much more reliable than human short-term memory. Unlike in the WCST, we find no significant negative correlation between model accuracy and dialogue turn.

5 Assessing Experimental Robustness in COGNITIVEVAL

The previous section demonstrates that our framework can be flexibly applied to a variety of cognitive experiments. Building on these results, we next consider the effects of two key features of our evaluation pipeline: prompt perturbation and metric collection. The benefit of collecting both generation accuracy and probability can be seen throughout our experiments, as the two metrics provide unique insights as shown in Figures 5b and 4b.

To evaluate the efficacy of our prompt perturbations in gathering robust model responses, we find the range of accuracies obtained under each prompt variations for each task (Figure 6); with the exception of the digit span task, in which models have near perfect performance, we find a range of accuracies across prompts. We also find that comparisons of model cognitive ability can be reversed based solely on the prompt variation presented to the model, replicating findings from other domains ([Sclar et al., 2024](#); [Wahle et al., 2024](#)). For all model pairs (M, M') with accuracies that differ by at least d under prompt variation p , we consider how often the “better model” reverses under a different prompt variation, p' (where the model must again be better by at least d). Figure 7a shows that model comparisons are regularly reversed under different prompt variations, e.g., for accuracy threshold $d = 10\%$, Qwen2-7B and Llama-3.1-8B reverse with probability 0.16 under different prompt variations.

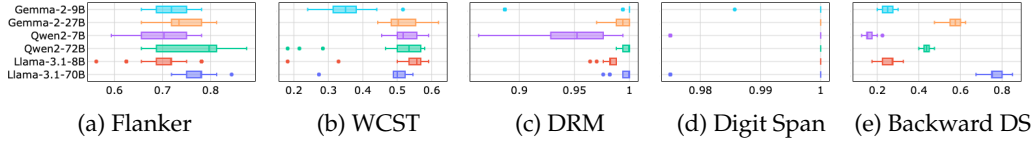
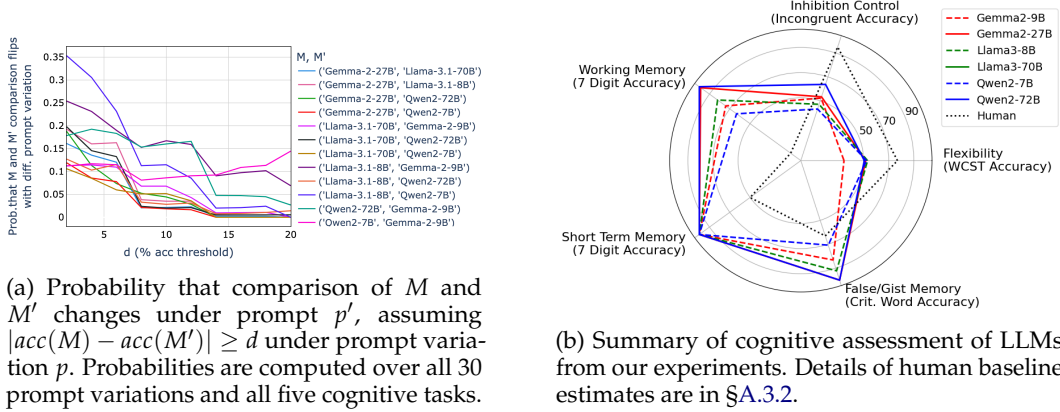


Figure 6: For each prompt variation, we compute each model’s average accuracy on the task. These box plots display the range in resulting model accuracies over the prompts. For challenging tasks like Flanker and WCST, the range accuracies are comparatively large.



(a) Probability that comparison of M and M' changes under prompt p' , assuming $|acc(M) - acc(M')| \geq d$ under prompt variation p . Probabilities are computed over all 30 prompt variations and all five cognitive tasks.

(b) Summary of cognitive assessment of LLMs from our experiments. Details of human baseline estimates are in §A.3.2.

Figure 7: Model outputs on cognitive assessments are affected by prompt perturbations; these differences can impact model comparisons with respect to cognitive abilities.

6 Conclusion

We present COGNITIVEVAL, a framework for the cognitive evaluation of LLMs, and use it to assess state-of-the-art LLMs on five cognitive tasks. Our results showcase the flexibility of our proposed pipeline, and we demonstrate the importance of COGNITIVEVAL features like prompt permutations in cognitive assessment of LLMs, showing that model performance on cognitive tasks varies across different prompts.

In our assessment of LLM cognition, we find that LLMs generally have stronger memory than humans, which we believe can be explained by the lack of degradation in information encoding for LLMs relative to humans. Through the backward and forward digit span tasks and the DRM task, we see that LLMs consistently outperform human baselines, although we note that the comparison is inherently flawed in the case of memory. However, it is interesting that our results suggest that the relative difference in short-term and working memory span is larger in LLMs than in humans. An interesting direction of future work is exploring various types of LLM working memory, and executive function in general, for a more comprehensive understanding of this result. Figure 7b summarizes our findings.

The tasks involving executive function (WCST and Flanker/Inhibition), on the other hand, show lower accuracy for LLMs relative to humans. While a Chain-of-Thought (CoT) prompting strategy (Wei et al., 2022) may result in higher accuracy on some of these tasks (Coda-Forno et al., 2024), we emphasize that these experiments are designed to be completed with little to no conscious deliberation by humans, and the human baseline values reflect that. Therefore, reasoning or CoT is not a fair comparison: these tasks measure automatic, rather than conscious and deliberative, cognition.

Comparisons of the LLMs tested yield a few insights. First, **bigger is not always better** on these cognitive tasks. While memory tasks (backward digit span, DRM) show advantages of model size, executive function tasks (WCST, Flanker) do not. Future research is needed to explore whether this pattern holds across more tasks and models. Second, we find **no consistently strong model**: there is no “winner” across all cognitive experiments. For

example, the only exceptionally high performance came from the 70B variant of Llama3 on the backward digit task, but this model does not do particularly well on the other tasks.

COGNITIVEVAL provides a flexible and robust framework to further explore the nuances of these results, and also to expand LLM evaluation throughout other areas of cognition. As more experimental evidence is gathered, we can begin to form stronger theories to explain the artificial cognitive processes in LLMs.

Ethics Statement

It is possible to use a tool like COGNITIVEVAL irresponsibly to falsely create the impression that LLMs possess certain cognitive abilities. Careful consideration of not only the stimulus design, but also the prompting strategy and result interpretation are important (see, e.g., the extensive debate about whether LLMs are capable of Theory of Mind), and close interdisciplinary collaboration is ideal.

References

- Josh Achiam, Steven Adler, Sandhini Agarwal, Lama Ahmad, Ilge Akkaya, Florencia Leoni Aleman, Diogo Almeida, Janko Altschmidt, Sam Altman, Shyamal Anadkat, et al. GPT-4 technical report. *arXiv preprint arXiv:2303.08774*, 2023.
- Joseph A Banken. Clinical utility of considering digits forward and digits backward as separate components of the wechsler adult intelligence scale-revised. *Journal of Clinical Psychology*, 41(5):686–691, 1985.
- Francisco Barceló, Marta Sanz, Vicente Molina, and Francisco J Rubia. The wisconsin card sorting test and the assessment of frontal function: A validation study with event-related potentials. *Neuropsychologia*, 35(4):399–408, 1997.
- Maxim Bazhukov, Ekaterina Voloshina, Sergey Pletenev, Arseny Anisimov, Oleg Serikov, and Svetlana Toldova. Of models and men: Probing neural networks for agreement attraction with psycholinguistic data. In Libby Barak and Malihe Alikhani (eds.), *Proceedings of the 28th Conference on Computational Natural Language Learning*, pp. 280–290, Miami, FL, USA, November 2024. Association for Computational Linguistics. doi: 10.18653/v1/2024.conll-1.22. URL <https://aclanthology.org/2024.conll-1.22/>.
- Marcel Binz and Eric Schulz. Using cognitive psychology to understand GPT-3. *Proceedings of the National Academy of Sciences*, 120(6):e2218523120, 2023.
- Hyo Jung Choi, Dong Young Lee, Eun Hyun Seo, Min Kyung Jo, Bo Kyung Sohn, Young Min Choe, Min Soo Byun, Jee Wook Kim, Shin Gyeom Kim, Jong Choul Yoon, et al. A normative study of the digit span in an educationally diverse elderly population. *Psychiatry investigation*, 11(1):39, 2013.
- Julian Coda-Forno, Kristin Witte, Akshay K Jagadish, Marcel Binz, Zeynep Akata, and Eric Schulz. Inducing anxiety in large language models increases exploration and bias.
- Julian Coda-Forno, Marcel Binz, Jane X Wang, and Eric Schulz. CogBench: a large language model walks into a psychology lab. In Ruslan Salakhutdinov, Zico Kolter, Katherine Heller, Adrian Weller, Nuria Oliver, Jonathan Scarlett, and Felix Berkenkamp (eds.), *Proceedings of the 41st International Conference on Machine Learning*, volume 235 of *Proceedings of Machine Learning Research*, pp. 9076–9108. PMLR, 21–27 Jul 2024. URL <https://proceedings.mlr.press/v235/coda-forno24a.html>.
- Tri Dao, Dan Fu, Stefano Ermon, Atri Rudra, and Christopher Ré. Flashattention: Fast and memory-efficient exact attention with io-awareness. *Advances in neural information processing systems*, 35:16344–16359, 2022.
- Ishita Dasgupta, Andrew K Lampinen, Stephanie CY Chan, Antonia Creswell, Dharshan Kumaran, James L McClelland, and Felix Hill. Language models show human-like content effects on reasoning. *arXiv e-prints*, pp. arXiv–2207, 2022.

- DeepSeek-AI, Daya Guo, Dejian Yang, Haowei Zhang, Junxiao Song, Ruoyu Zhang, Runxin Xu, Qihao Zhu, Shiron Ma, Peiyi Wang, Xiao Bi, Xiaokang Zhang, Xingkai Yu, Yu Wu, Z. F. Wu, Zhibin Gou, Zhihong Shao, Zhuoshu Li, Ziyi Gao, Aixin Liu, Bing Xue, Bingxuan Wang, Bochao Wu, Bei Feng, Chengda Lu, Chenggang Zhao, Chengqi Deng, Chenyu Zhang, Chong Ruan, Damai Dai, Deli Chen, Dongjie Ji, Erhang Li, Fangyun Lin, Fucong Dai, Fuli Luo, Guangbo Hao, Guanting Chen, Guowei Li, H. Zhang, Han Bao, Hanwei Xu, Haocheng Wang, Honghui Ding, Huajian Xin, Huazuo Gao, Hui Qu, Hui Li, Jianzhong Guo, Jia Shi Li, Jiawei Wang, Jingchang Chen, Jingyang Yuan, Junjie Qiu, Junlong Li, J. L. Cai, Jiaqi Ni, Jian Liang, Jin Chen, Kai Dong, Kai Hu, Kaige Gao, Kang Guan, Kexin Huang, Kuai Yu, Lean Wang, Lecong Zhang, Liang Zhao, Litong Wang, Liyue Zhang, Lei Xu, Leyi Xia, Mingchuan Zhang, Minghua Zhang, Minghui Tang, Meng Li, Miaoju Wang, Mingming Li, Ning Tian, Panpan Huang, Peng Zhang, Qiancheng Wang, Qinyu Chen, Qiushi Du, Ruiqi Ge, Ruisong Zhang, Ruizhe Pan, Runji Wang, R. J. Chen, R. L. Jin, Ruyi Chen, Shanghao Lu, Shangyan Zhou, Shanhuang Chen, Shengfeng Ye, Shiyu Wang, Shuiping Yu, Shunfeng Zhou, Shuting Pan, S. S. Li, Shuang Zhou, Shaoqing Wu, Shengfeng Ye, Tao Yun, Tian Pei, Tianyu Sun, T. Wang, Wangding Zeng, Wanbiao Zhao, Wen Liu, Wenfeng Liang, Wenjun Gao, Wenqin Yu, Wentao Zhang, W. L. Xiao, Wei An, Xiaodong Liu, Xiaohan Wang, Xiaokang Chen, Xiaotao Nie, Xin Cheng, Xin Liu, Xin Xie, Xingchao Liu, Xinyu Yang, Xinyuan Li, Xuecheng Su, Xuheng Lin, X. Q. Li, Xiangyue Jin, Xiaojin Shen, Xiaosha Chen, Xiaowen Sun, Xiaoxiang Wang, Xinnan Song, Xinyi Zhou, Xianzu Wang, Xinxia Shan, Y. K. Li, Y. Q. Wang, Y. X. Wei, Yang Zhang, Yanhong Xu, Yao Li, Yao Zhao, Yaofeng Sun, Yaohui Wang, Yi Yu, Yichao Zhang, Yifan Shi, Yiliang Xiong, Ying He, Yishi Piao, Yisong Wang, Yixuan Tan, Yiyang Ma, Yiyuan Liu, Yongqiang Guo, Yuan Ou, Yuduan Wang, Yue Gong, Yuheng Zou, Yujia He, Yunfan Xiong, Yuxiang Luo, Yuxiang You, Yuxuan Liu, Yuyang Zhou, Y. X. Zhu, Yanhong Xu, Yanping Huang, Yaohui Li, Yi Zheng, Yuchen Zhu, Yunxian Ma, Ying Tang, Yukun Zha, Yuting Yan, Z. Z. Ren, Zehui Ren, Zhangli Sha, Zhe Fu, Zhean Xu, Zhenda Xie, Zhengyan Zhang, Zhewen Hao, Zhicheng Ma, Zhigang Yan, Zhiyu Wu, Zihui Gu, Zijia Zhu, Zijun Liu, Zilin Li, Ziwei Xie, Ziyang Song, Zizheng Pan, Zhen Huang, Zhipeng Xu, Zhongyu Zhang, and Zhen Zhang. Deepseek-r1: Incentivizing reasoning capability in llms via reinforcement learning, 2025.
- James Deese. On the prediction of occurrence of particular verbal intrusions in immediate recall. *Journal of experimental psychology*, 58(1):17, 1959.
- Abhimanyu Dubey, Abhinav Jauhri, Abhinav Pandey, Abhishek Kadian, Ahmad Al-Dahle, Aiesha Letman, Akhil Mathur, Alan Schelten, Amy Yang, Angela Fan, et al. The llama 3 herd of models. *arXiv preprint arXiv:2407.21783*, 2024.
- Jessica Maria Echterhoff, Yao Liu, Abeer Alessa, Julian McAuley, and Zexue He. Cognitive bias in decision-making with LLMs. In Yaser Al-Onaizan, Mohit Bansal, and Yun-Nung Chen (eds.), *Findings of the Association for Computational Linguistics: EMNLP 2024*, pp. 12640–12653, Miami, Florida, USA, November 2024. Association for Computational Linguistics. doi: 10.18653/v1/2024.findings-emnlp.739. URL <https://aclanthology.org/2024.findings-emnlp.739/>.
- Barbara A Eriksen and Charles W Eriksen. Effects of noise letters upon the identification of a target letter in a nonsearch task. *Perception & psychophysics*, 16(1):143–149, 1974.
- Jay Friedenberg, Gordon Silverman, and Michael J Spivey. *Cognitive science: An introduction to the study of mind*. Sage Publications, 2021.
- David A Grant and Esta Berg. A behavioral analysis of degree of reinforcement and ease of shifting to new responses in a weigl-type card-sorting problem. *Journal of experimental psychology*, 38(4):404, 1948.
- Thilo Hagendorff, Sarah Fabi, and Michal Kosinski. Human-like intuitive behavior and reasoning biases emerged in large language models but disappeared in ChatGPT. *Nature Computational Science*, 3(10):833–838, 2023.
- Jennifer Hu and Roger Levy. Prompting is not a substitute for probability measurements in large language models. In *Proceedings of the 2023 Conference on Empirical Methods in Natural Language Processing*, pp. 5040–5060, 2023.

- Anna A Ivanova. How to evaluate the cognitive abilities of llms. *Nature Human Behaviour*, pp. 1–4, 2025.
- Erik Jones and Jacob Steinhardt. Capturing failures of large language models via human cognitive biases. *Advances in Neural Information Processing Systems*, 35:11785–11799, 2022.
- Nitish Joshi, Abulhair Saparov, Yixin Wang, and He He. LLMs are prone to fallacies in causal inference. In Yaser Al-Onaizan, Mohit Bansal, and Yun-Nung Chen (eds.), *Proceedings of the 2024 Conference on Empirical Methods in Natural Language Processing*, pp. 10553–10569, Miami, Florida, USA, November 2024. Association for Computational Linguistics. doi: 10.18653/v1/2024.emnlp-main.590. URL <https://aclanthology.org/2024.emnlp-main.590/>.
- Carina Kauf, Emmanuele Chersoni, Alessandro Lenci, Evelina Fedorenko, and Anna Ivanova. Log probabilities are a reliable estimate of semantic plausibility in base and instruction-tuned language models. In *Proceedings of the 7th BlackboxNLP Workshop: Analyzing and Interpreting Neural Networks for NLP*, pp. 263–277, 2024.
- Yash Kumar Lal, Vanya Cohen, Nathanael Chambers, Niranjan Balasubramanian, and Ray Mooney. CaT-bench: Benchmarking language model understanding of causal and temporal dependencies in plans. In Yaser Al-Onaizan, Mohit Bansal, and Yun-Nung Chen (eds.), *Proceedings of the 2024 Conference on Empirical Methods in Natural Language Processing*, pp. 19336–19354, Miami, Florida, USA, November 2024. Association for Computational Linguistics. doi: 10.18653/v1/2024.emnlp-main.1077. URL <https://aclanthology.org/2024.emnlp-main.1077/>.
- Bruce Lee and Jaehyuk Lim. Language models don’t learn the physical manifestation of language. In Lun-Wei Ku, Andre Martins, and Vivek Srikumar (eds.), *Proceedings of the 62nd Annual Meeting of the Association for Computational Linguistics (Volume 1: Long Papers)*, pp. 3554–3579, Bangkok, Thailand, August 2024. Association for Computational Linguistics. doi: 10.18653/v1/2024.acl-long.195. URL <https://aclanthology.org/2024.acl-long.195/>.
- Eun-Kyoung Rosa Lee, Sathvik Nair, and Naomi Feldman. A psycholinguistic evaluation of language models’ sensitivity to argument roles. In Yaser Al-Onaizan, Mohit Bansal, and Yun-Nung Chen (eds.), *Findings of the Association for Computational Linguistics: EMNLP 2024*, pp. 3262–3274, Miami, Florida, USA, November 2024. Association for Computational Linguistics. doi: 10.18653/v1/2024.findings-emnlp.186. URL <https://aclanthology.org/2024.findings-emnlp.186/>.
- Sheng Lu, Irina Bigoulaeva, Rachneet Sachdeva, Harish Tayyar Madabushi, and Iryna Gurevych. Are emergent abilities in large language models just in-context learning? In Lun-Wei Ku, Andre Martins, and Vivek Srikumar (eds.), *Proceedings of the 62nd Annual Meeting of the Association for Computational Linguistics (Volume 1: Long Papers)*, pp. 5098–5139, Bangkok, Thailand, August 2024. Association for Computational Linguistics. doi: 10.18653/v1/2024.acl-long.279. URL <https://aclanthology.org/2024.acl-long.279/>.
- Yaojia Lv, Haojie Pan, Zekun Wang, Jiafeng Liang, Yuanxing Liu, Ruiji Fu, Ming Liu, Zhongyuan Wang, and Bing Qin. CogGPT: Unleashing the power of cognitive dynamics on large language models. In Yaser Al-Onaizan, Mohit Bansal, and Yun-Nung Chen (eds.), *Findings of the Association for Computational Linguistics: EMNLP 2024*, pp. 6074–6091, Miami, Florida, USA, November 2024. Association for Computational Linguistics. doi: 10.18653/v1/2024.findings-emnlp.352. URL <https://aclanthology.org/2024.findings-emnlp.352/>.
- Matéo Mahaut, Laura Aina, Paula Czarnowska, Momchil Hardalov, Thomas Mueller, and Lluís Màrquez. Factual confidence of llms: on reliability and robustness of current estimators. In *Proceedings of the 62nd Annual Meeting of the Association for Computational Linguistics (Volume 1: Long Papers)*, pp. 4554–4570, 2024.
- Stephanie Miles, Caitlin A Howlett, Carolyn Berryman, Maja Nedeljkovic, G Lorimer Moseley, and Andrea Phillipou. Considerations for using the wisconsin card sorting test to assess cognitive flexibility. *Behavior research methods*, 53(5):2083–2091, 2021.

- Brenda Milner. Effects of different brain lesions on card sorting: The role of the frontal lobes. *Archives of neurology*, 9(1):90–100, 1963.
- Marco Monaco, Alberto Costa, Carlo Caltagirone, and Giovanni Augusto Carlesimo. Forward and backward span for verbal and visuo-spatial data: standardization and normative data from an italian adult population. *Neurological Sciences*, 34:749–754, 2013.
- Enmanuel Pardilla-Delgado and Jessica D Payne. The deese-roediger-mcdermott (drm) task: A simple cognitive paradigm to investigate false memories in the laboratory. *Journal of visualized experiments: JoVE*, (119):54793, 2017.
- Morgane Riviere, Shreya Pathak, Pier Giuseppe Sessa, Cassidy Hardin, Surya Bhupatiraju, Léonard Hussenot, Thomas Mesnard, Bobak Shahriari, Alexandre Ramé, et al. Gemma 2: Improving open language models at a practical size. *arXiv preprint arXiv:2408.00118*, 2024.
- Jesse Roberts, Kyle Moore, Drew Wilenzick, and Douglas Fisher. Using artificial populations to study psychological phenomena in neural models. In *Proceedings of the AAAI Conference on Artificial Intelligence*, volume 38, pp. 18906–18914, 2024.
- Henry L Roediger and Kathleen B McDermott. Creating false memories: Remembering words not presented in lists. *Journal of experimental psychology: Learning, Memory, and Cognition*, 21(4):803, 1995.
- Melanie Sclar, Yejin Choi, Yulia Tsvetkov, and Alane Suhr. Quantifying language models’ sensitivity to spurious features in prompt design or: How i learned to start worrying about prompt formatting. In *The Twelfth International Conference on Learning Representations*, 2024. URL <https://openreview.net/forum?id=RIu5lyNXjT>.
- Raj Sanjay Shah, Khushi Bhardwaj, and Sashank Varma. Development of cognitive intelligence in pre-trained language models. In Yaser Al-Onaizan, Mohit Bansal, and Yun-Nung Chen (eds.), *Proceedings of the 2024 Conference on Empirical Methods in Natural Language Processing*, pp. 9632–9657, Miami, Florida, USA, November 2024. Association for Computational Linguistics. doi: 10.18653/v1/2024.emnlp-main.539. URL <https://aclanthology.org/2024.emnlp-main.539/>.
- Amos Tversky and Daniel Kahneman. Judgment under Uncertainty: Heuristics and Biases: Biases in judgments reveal some heuristics of thinking under uncertainty. *Science*, 185 (4157):1124–1131, 1974.
- Tomer Ullman. Large language models fail on trivial alterations to theory-of-mind tasks. *arXiv preprint arXiv:2302.08399*, 2023.
- Jan Philip Wahle, Terry Ruas, Yang Xu, and Bela Gipp. Paraphrase types elicit prompt engineering capabilities. In Yaser Al-Onaizan, Mohit Bansal, and Yun-Nung Chen (eds.), *Proceedings of the 2024 Conference on Empirical Methods in Natural Language Processing*, pp. 11004–11033, Miami, Florida, USA, November 2024. Association for Computational Linguistics. URL <https://aclanthology.org/2024.emnlp-main.617>.
- Jason Wei, Xuezhi Wang, Dale Schuurmans, Maarten Bosma, Fei Xia, Ed Chi, Quoc V Le, Denny Zhou, et al. Chain-of-thought prompting elicits reasoning in large language models. *Advances in neural information processing systems*, 35:24824–24837, 2022.
- Thomas Wolf, Lysandre Debut, Victor Sanh, Julien Chaumond, Clement Delangue, Anthony Moi, Pierric Cistac, Tim Rault, Rémi Louf, Morgan Funtowicz, Joe Davison, Sam Shleifer, Patrick von Platen, Clara Ma, Yacine Jernite, Julien Plu, Canwen Xu, Teven Le Scao, Sylvain Gugger, Mariama Drame, Quentin Lhoest, and Alexander M. Rush. Transformers: State-of-the-art natural language processing. In *Proceedings of the 2020 Conference on Empirical Methods in Natural Language Processing: System Demonstrations*, pp. 38–45, Online, October 2020. Association for Computational Linguistics. URL <https://www.aclweb.org/anthology/2020.emnlp-demos.6>.
- An Yang, Baosong Yang, Beichen Zhang, Binyuan Hui, Bo Zheng, Bowen Yu, Chengyuan Li, Dayiheng Liu, Fei Huang, Haoran Wei, et al. Qwen2. 5 technical report. *arXiv preprint arXiv:2412.15115*, 2024.

Steven Yantis and James C Johnston. On the locus of visual selection: evidence from focused attention tasks. *Journal of experimental psychology: Human perception and performance*, 16(1): 135, 1990.

Jiahao Ying, Yixin Cao, Kai Xiong, Long Cui, Yidong He, and Yongbin Liu. Intuitive or dependent? investigating LLMs’ behavior style to conflicting prompts. In Lun-Wei Ku, Andre Martins, and Vivek Srikumar (eds.), *Proceedings of the 62nd Annual Meeting of the Association for Computational Linguistics (Volume 1: Long Papers)*, pp. 4221–4246, Bangkok, Thailand, August 2024. Association for Computational Linguistics. doi: 10.18653/v1/2024.acl-long.232. URL <https://aclanthology.org/2024.acl-long.232/>.

Lance Ying, Katherine M. Collins, Lionel Wong, Ilia Sucholutsky, Ryan Liu, Adrian Weller, Tianmin Shu, Thomas L. Griffiths, and Joshua B. Tenenbaum. On benchmarking human-like intelligence in machines, 2025. URL <https://arxiv.org/abs/2502.20502>.

A Appendix

A.1 Using COGNITIVEVAL

COGNITIVEVAL experiments can be set up using a web interface or through json configuration files. An experiment specification includes:

- Stimuli file (csv). Requirements are intentionally lax: it can contain any number of columns, but should include column(s) corresponding to relevant text to include in the prompt, as well as column(s) for independent variable(s).
- Group specification (json or web form). Designate stimuli columns as describing independent variables (IVs) and create groups based on the different IV levels. IVs can be combined, for example if one IV is politeness and another IV is sentiment, a positive + impolite group could be created.
- Metric specification (json or web form). Describe whether you would like COGNITIVEVAL to automatically evaluate responses for accuracy rates, average reported numbers, or a custom function.
- Prediction specification (json or web form). Specify how you would like COGNITIVEVAL to automatically compare your *groups* with respect to which specified *metrics*.
- Prompt (json or web form). Instructions for the model that describe the experimental task. The web interface allows users to sandbox their prompts with GPT-4o using the OpenAI API.
- Metadata (json). Experiment setup details, such as which models you would like to test (COGNITIVEVAL currently supports Huggingface and OpenAI models), and whether the stimuli should be served in an interactive dialogue or one-at-a-time.

A.2 Prompt Specifications

During prompt preparation in the evaluation pipeline, each row in the stimuli spreadsheet is first integrated into each specified data format. Each resulting data instance is then inserted into a corresponding prompt template. For our experiment, we generated 10 data formats and 3 prompt template variants per task—this includes the original prompt template and two paraphrased versions. Below, we present the data formats and prompt templates used for the WCST. In the data formats, placeholders of the form (`|column_name|`) are replaced with values from the corresponding spreadsheet columns. In the prompt templates, the placeholder `<<DATA>>` is replaced with the formatted data instance.

Original Prompt Template - WCST

You will see an item, and you will have to match it to one of four option. Your task is to figure out the classification rule to sort the item into one of the four options.

Respond with *only the option number* you would like to sort the card into. After you respond, you will get feedback about your response. You will have to try a different classification rule if the feedback says you were wrong. This is an example in which the underlying rule is color:

[EXAMPLE START]
 Item: two red circles Options: 1. one red circle, 2. two blue crosses, 3. three yellow stars, 4. four green triangles

—
 Answer: 1

—
 Feedback: Correct
 [EXAMPLE END]
 Here's an example in which the underlying classification rule is *count*:
 [EXAMPLE START] Item: two yellow triangles Options: 1. one red circle, 2. two blue crosses, 3. three yellow stars, 4. four green triangles

—
 Answer: 4

—
 Feedback: Correct [EXAMPLE END]
 Here's an example in which the underlying classification rule is *shape*:
 [EXAMPLE START]
 Item: two green circles Options: 1. one red circle, 2. two blue crosses, 3. three yellow stars, 4. four green triangles

—
 Answer: 1

—
 Feedback: Correct
 [EXAMPLE END]
 Now we will begin.
 <<DATA>>

Paraphrased Prompt Template 1 - WCST

You will be shown an item, and your task is to match it with one of four options. Your objective is to determine the hidden classification rule that assigns the item into one of these four options. The classification rule may be shape, color, or count.

Reply with *only the option number* you believe the item should be matched with, based on the classification rule. After you reply, you will receive feedback regarding your choice. If the feedback says you were incorrect, you will need to attempt a different classification rule. Note that the rule may change at any point; keep using the feedback to figure out the current rule. Here's an example in which the underlying rule is color:

[EXAMPLE START]
 Item: two red circles Options: 1. one red circle, 2. two blue crosses, 3. three yellow stars, 4. four green triangles

—
 Answer: 1

—
 Feedback: Correct
 [EXAMPLE END]
 Here's an example in which the underlying classification rule is *count*:
 [EXAMPLE START] Item: two yellow triangles Options: 1. one red circle, 2. two blue crosses, 3. three yellow stars, 4. four green triangles

—
 Answer: 4

—
 Feedback: Correct [EXAMPLE END]
 Here's an example in which the underlying classification rule is *shape*:
 [EXAMPLE START]
 Item: two green circles Options: 1. one red circle, 2. two blue crosses, 3. three yellow stars, 4. four green triangles

—
 Answer: 1

—
 Feedback: Correct
 [EXAMPLE END]
 Let's get started.
 <<DATA>>

Paraphrased Prompt Template 2 - WCST

You will observe an object and need to categorize it into one of four options. Your goal is to determine the rule that classifies the object into one of these options.

Reply with *only the option number* where you believe the object belongs. Once you submit your answer, you'll receive feedback on whether your classification was correct. If it was incorrect, you'll need to revise your classification strategy. Below is an example in which the underlying rule is color:

[EXAMPLE START]
 Item: two red circles Options: 1. one red circle, 2. two blue crosses, 3. three yellow stars, 4. four green triangles

—
 Answer: 1

—
 Feedback: Correct
 [EXAMPLE END]
 Next is an example in which the underlying classification rule is *count*:
 [EXAMPLE START] Item: two yellow triangles Options: 1. one red circle, 2. two blue crosses, 3. three yellow stars, 4. four green triangles

—
 Answer: 4

—
 Feedback: Correct [EXAMPLE END]
 Finally, an example in which the underlying classification rule is *shape*:
 [EXAMPLE START]
 Item: two green circles Options: 1. one red circle, 2. two blue crosses, 3. three yellow stars, 4. four green triangles

—
 Answer: 1

—
 Feedback: Correct
 [EXAMPLE END]

Now let's start...
<<DATA>>

Data Format 1 (original) - WCST

Feedback: (|FEEDBACK TEXT|)

Item: (|CARD TO SORT|)

Options:
1. one red circle,
2. two green triangles,
3. three blue crosses,
4. four yellow stars

Data Format 2 (Field: {} \n Answer: {}) - WCST

Feedback: (|FEEDBACK TEXT|)

Item: (|CARD TO SORT|)

Options: 1. one red circle, 2. two green triangles, 3. three blue crosses, 4. four yellow stars

Data Format 3 (Field: {} <sep> Answer: {}) - WCST

Feedback: (|FEEDBACK TEXT|) <sep>

Item: (|CARD TO SORT|) <sep>

Options: 1. one red circle, 2. two green triangles, 3. three blue crosses, 4. four yellow stars

Data Format 4 (Field - {}. Answer - {}) - WCST

Feedback - (|FEEDBACK TEXT|).

Item - (|CARD TO SORT|).

Options - 1. one red circle, 2. two green triangles, 3. three blue crosses, 4. four yellow stars

Data Format 5 (Field\t{}. Answer\t{}) - WCST

Feedback (|FEEDBACK TEXT|).

Item (|CARD TO SORT|).

Options 1. one red circle, 2. two green triangles, 3. three blue crosses, 4. four yellow stars

Data Format 6 (FIELD- {} \n ANSWER- {}) - WCST

FEEDBACK- (|FEEDBACK TEXT|)

ITEM- (|CARD TO SORT|)

OPTIONS- 1. one red circle, 2. two green triangles, 3. three blue crosses, 4. four yellow stars

Data Format 7 (field:: {} – answer:: {}) - WCST

feedback:: (|FEEDBACK TEXT|) –

item:: (|CARD TO SORT|) –

options:: 1. one red circle, 2. two green triangles, 3. three blue crosses, 4. four yellow stars

Data Format 8 (field - {} , answer - {}) - WCST

feedback - (|FEEDBACK TEXT|) ,

item - (|CARD TO SORT|) ,

options - 1. one red circle, 2. two green triangles, 3. three blue crosses, 4. four yellow stars

Data Format 9 (Field \n\t{} \n Answer \n\t{}) - WCST

Feedback
(|FEEDBACK TEXT|)
Item

(|CARD TO SORT|)
Options
1. one red circle, 2. two green triangles, 3. three blue crosses, 4. four yellow stars

Data Format 10 (Field - {} \n Answer - {}) - WCST

Feedback - (|FEEDBACK TEXT|)
Item - (|CARD TO SORT|)
Options - 1. one red circle, 2. two green triangles, 3. three blue crosses, 4. four yellow stars

A.3 Additional Experiment Details

A.3.1 DRM Task

The DRM word lists are the same as those used in [Pardilla-Delgado & Payne \(2017\)](#). We reproduce them for convenience here in Table 3. We put all lists in the first prompt. The remaining prompts ask the model to determine whether a word was on those lists. The words we present are selected as follows: seven words from each list are presented as “Seen” words, and the 18 critical words presented as “Unseen (critical)” words. We include the following 18 words as “Unseen (control)” words: Robber, Vegetable, Thief, Fruit, Up, High, Sister, Dance, Young, Money, Sky, Jump, Web, Small, Chess, Palace, Strong. These unseen controls words are sourced from unused DRM word lists in [Roediger & McDermott \(1995\)](#). Presentation order of the words is randomized.

ANGER	CHAIR	CITY	COLD	CUP	DOCTOR	MOUNTAIN	NEEDLE	ROUGH
mad	table	town	hot	mug	nurse	hill	thread	smooth
fear	sit	crowded	snow	saucer	sick	valley	pine	bumpy
hate	legs	state	warm	tea	lawyer	climb	eye	road
rage	seat	capital	winter	measuring	medicine	summit	sewing	tough
temper	couch	streets	ice	coaster	health	top	sharp	sandpaper
fury	desk	subway	wet	lid	hospital	molehill	point	jagged
ire	recliner	country	frigid	handle	dentist	peak	prick	ruddy
wrath	sofa	New York	chilly	coffee	physician	plain	thimble	coarse
happy	wood	village	heat	straw	ill	glacier	haystack	uneven
fight	cushion	metropolis	weather	goblet	patient	goat	thorn	riders
hatred	swivel	big	freeze	soup	office	bike	hurt	rugged
mean	stool	Chicago	air	stein	stethoscope	climber	injection	sand
calm	sitting	suburb	shiver	drink	surgeon	range	syringe	boards
emotion	rocking	county	Arctic	plastic	clinic	steep	cloth	ground
enrage	bench	urban	frost	sip	cure	ski	knitting	gravel
RIVER	SLEEP	SLOW	SMELL	SMOKE	SOFT	SWEET	TRASH	WINDOW
water	bed	fast	nose	cigarette	hard	sour	garbage	door
stream	rest	lethargic	breathe	puff	light	candy	waste	glass
lake	awake	stop	sniff	blaze	furry	sugar	can	pane
Mississippi	tired	listless	aroma	billows	pillow	bitter	refuse	shade
boat	dream	snail	hear	pollution	plush	good	sewage	ledge
tide	wake	cautious	see	ashes	loud	taste	bag	sill
swim	snooze	delay	nostril	cigar	cotton	tooth	junk	house
flow	blanket	traffic	whiff	chimney	fur	nice	rubbish	open
run	doze	turtle	scent	fire	touch	honey	sweep	curtain
barge	slumber	hesitant	reek	tobacco	fluffy	soda	scraps	frame
creek	snore	speed	stench	stink	feather	chocolate	pile	view
brook	nap	quick	fragrance	pipe	downy	heart	dump	breeze
fish	peace	sluggish	perfume	lungs	kitten	cake	landfill	sash
bridge	yawn	wait	salts	flames	skin	tart	debris	screen
winding	drowsy	molasses	rose	stain	tender	pie	litter	shut

Table 3: DRM word lists obtained from [Pardilla-Delgado & Payne \(2017\)](#). Critical words are in bold; the associated list is below

A.3.2 Estimation of human baselines

It is difficult to precisely estimate human baselines due to the sheer number of studies applying these experimental tasks across a variety of human populations.

We estimate human baseline accuracy for the backward digit span of length 7 by referring to the means and standard deviations presented in [Choi et al. \(2013\)](#). Ideally we would use the Weschler norms, but these are proprietary and we do not have access. Given the

backward digit span norms $\mu = 5.4, \sigma = 1.5$, we estimate that about 14% of people could have a backward digit span of 7. For the forward digit span of length 7, multiple sources report means of 7 (Banken, 1985; Monaco et al., 2013), so we estimate the accuracy at 50%.

We use the reported mean human WCST errors in Barceló et al. (1997) to estimate human WCST accuracy. The reported mean number of errors is 58.9 across 252 trials, so we estimate the baseline accuracy to be about 77%.

To estimate human DRM accuracy on the unseen critical words, we refer to the reported mean accuracy of 63% in Pardilla-Delgado & Payne (2017) on the recognition task in Experiment 1, as our task uses the same stimuli.

We use the reported incongruent error rate in the Flanker task from Yantis & Johnston (1990), 4.7%, to estimate the baseline human accuracy for incongruent stimuli to be about 95%.

A.4 Additional Results

A.4.1 Forward Digit Span

The mean accuracies for forward digit span across all models can be found in Table 4.

Length	Gemma-2-27B	Gemma-2-9B	Llama-3.1-70B	Llama-3.1-8B	Qwen2-72B	Qwen2-7B
7	1.00	1.00	0.99	1.00	1.00	1.00
20	1.00	1.00	1.00	1.00	1.00	0.98
30	1.00	1.00	1.00	1.00	1.00	1.00
50	1.00	0.99	0.99	1.00	1.00	1.00

Table 4: Mean accuracies on forward digit span across all prompts.

A.4.2 Wisconsin Card Sorting Task

The average error rates over the first ten turns after a rule is introduced are shown in Figure 8 for each model.

We also investigate model performance over all dialogue turns. Correlation results are in Table 5, and the remaining model plots are in Figure 9.

Finally, decreases in accuracy between first and second exposure to a sorting rule can be seen in Figure 10

	Gemma-27B	Gemma-9B	Llama-70B	Llama-8B	Qwen-72B	Qwen-7B
Pearson’s r	-0.36*	-0.51*	-0.31*	-0.33*	-0.45*	-0.28*

Table 5: Pearson correlation results for model accuracy and dialogue length in the WCST. Significant correlations ($p < 0.05$) are marked with *. We find all model accuracy decreases as the dialogue goes on.

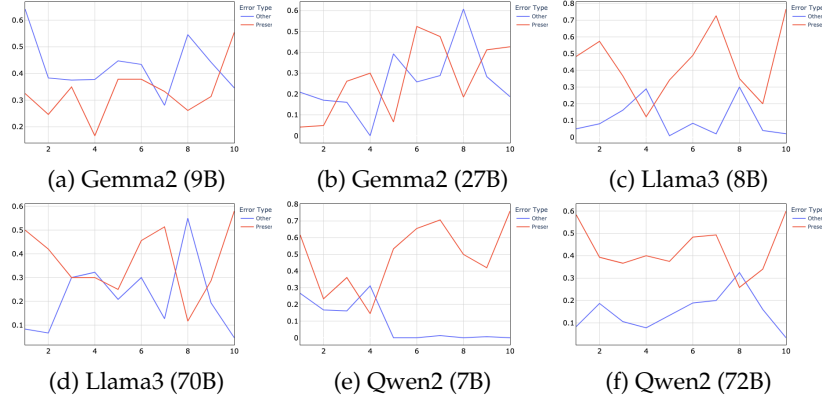


Figure 8: We take the average error rate for preservation (red) and other (blue) errors across the first 10 rounds after a new rule is introduced. We find no correlation between any type of model error and the number of rounds exposed to a new rule.

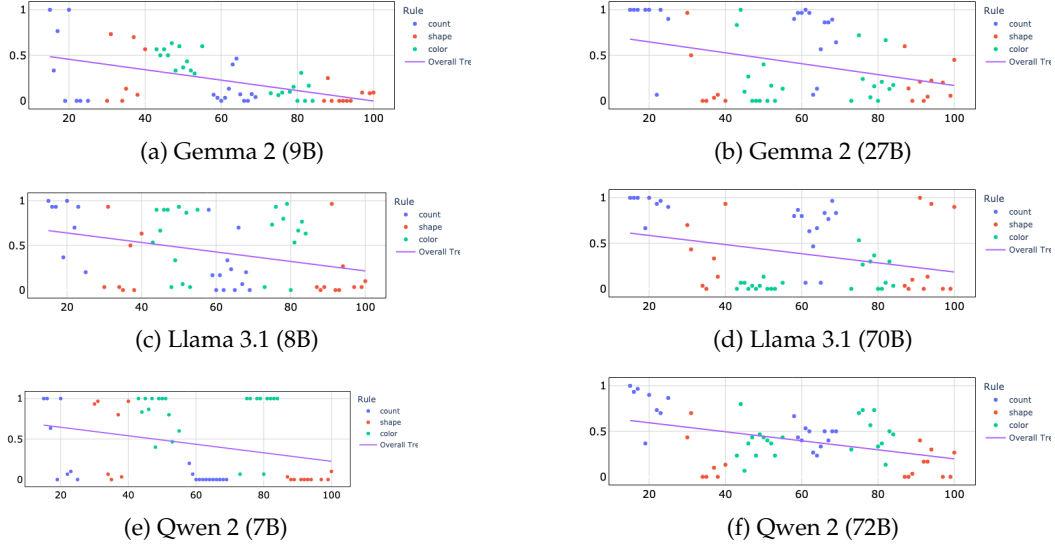


Figure 9: Trends for model accuracy over the course of the WCST dialogue.

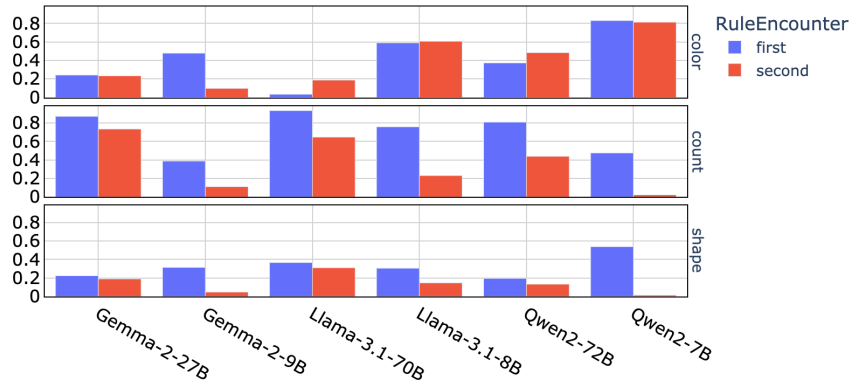


Figure 10: Models tend to have lower accuracy the second time they are exposed to the count and shape sorting rules (second and third rows).