

Unifying Interpretations of Phase Transitions in the Vicsek Model: Correlation Length as a Diagnostic Tool

Wenhao Yu, Zinuo Li, and Liufang Xu*

*Biophysics & Complex System Center, Center of Theoretical Physics,
College of Physics, Jilin University Changchun 130012, People's Republic of China*

(Dated: April 2, 2025)

Vicsek Model is widely used in simulations of dry active matter. We re-examined two typical phase transitions in the original Vicsek model by using the velocity correlation length. One is the noise-driven disordered-to-ordered phase transition driven by noise, which was initially considered as a second-order transition (continuous transition), but was later demonstrated by Chate's detailed study to be a first-order transition. The other one is the disordered-to-ordered phase transition driven by average distance between particles, which is a second-order transition and satisfies the hyper-scaling relation of continuous transitions. We have discovered the change of correlation length during transition indicates a critical point in continuous transition while not in the discontinuous situation. We have also provided a method to classify phase transitions in active matter systems by using the correlation length and summarized previous work within the same framework. Finally, we end up with a potential application in experiments of bacterial swarms and robotic swarms. We hope our work paves the way for both theory and experiment development of active matter.

I. INTRODUCTION

Active matter systems represent a class of non-equilibrium systems comprising energy-consuming self-propelled particles that generate mechanical motion through internal energy dissipation[1–3]. Fascinating collective phenomena observed in bacterial systems have been reported recently, including large-scale synchronized oscillations[4], emergent vortex patterns[5]. Collective behavior, which has aroused great research interest among relevant scientific researchers, extend across multiple scales, from macroscopic fish and starling birds[6] to microscopic bacterial colonies[7, 8]. The computational study of dry active matter has advanced significantly[9–11]. since the seminal Vicsek model (VM)[12] demonstrated spontaneous symmetry breaking and a disorder-order phase transition in two-dimensional systems. This minimal model exhibits the existence of long-range order in a two dimension space and a disordered-to-ordered phase transition. However, the phase transition from disorder to collective behavior in dry active matter remains a highly controversial topic[13]. Initial interpretations suggested a continuous second-order transition[12], while subsequent studies employing finite-size scaling analysis of Binder cumulants revealed first-order characteristics[14]. This historical dichotomy motivates our re-examination through the fundamental perspective of spatial correlations. Focusing on Z_2 symmetry breaking transitions, we establish correlation length divergence as a universal signature of continuous transitions, while demonstrating its absence in discontinuous counterparts. This methodology not only reconciles previous conflicting results but also provides a transferable framework for characterizing non-equilibrium phase transitions.

Recent studies have systematically investigated phase transitions in the Vicsek model (VM) and its modified variants. In extended systems, the flocking transition exhibited by the Vicsek model demonstrates striking analogy to nonequilibrium fluctuation-induced liquid-gas transitions [15, 16]. Developments in chiral active matter systems have revealed PT symmetry breaking mechanisms through modified VM implementations, uncovering distinctive non-reciprocal phase transitions [17]. Despite these advances, the fundamental classification of phase transitions in active matter systems remains a persistent challenge, particularly regarding the precise characterization of discontinuous transition regimes.

Correlations constitute a fundamental mechanism underlying collective behavior [18–20]. Long-range correlations reflect a system's capacity for group-wide information transfer, an essential prerequisite for coordinated responses [6]. And it plays a role of a cornerstone in describing collective behavior in active matter and flocks such as starling flocks[19] from the sight of statistical mechanics. Simulations and experiments have confirmed that a system would need to readjust its control parameter according to its size to be maximally correlated[21], which indicates a critical point in change of correlation length. We believe that this change is related to the critical phase transition that the system undergoes and few studies on judging the type of phase transition in a VM by the correlation length are reported. Addressing this theoretical-experimental gap, we establish correlation length scaling as a unifying framework for resolving phase transition classification controversies.

In this paper, We present numerical simulations of two distinct disorder-to-order phase transitions in the VM. The first constitutes a continuous transition driven by density variations through inter-agent distance modulation[6], maintaining constant particle numbers. Through finite-size scaling analysis of the order parameter and its dynamic fluctuations, we obtained critical

* Corresponding email: lfxuphy@jlu.edu.cn

exponents and revealed previously underexplored correlation length evolution across the transition. The second involves noise-induced discontinuous transitions. Applying the same analytical framework, we observed exceptional behavior: Correlation length variations lack critical divergence characteristics, providing diagnostic power to differentiate transition types. Our comparative analysis elucidates fundamental differences in correlation length dynamics between continuous and discontinuous phase transitions, proposing mechanistic explanations for these contrasting behaviors.

The paper is organized as follows: Section II presents the Vicsek model (VM) implementation and provides a concise overview of correlation length theory and finite-size scaling in continuous phase transitions. Section III details our comparative analysis of disorder-to-order transitions through the correlation length framework, integrating previous theoretical approaches. Section V synthesizes key findings and discusses implications for phase transition classification in active matter systems.

II. MODEL

A. Vicsek Model

In this section, we will present the standard formulation of the Vicsek model (VM), a paradigmatic active matter system exhibiting collective motion. The VM describes the collective dynamics of self-propelled particles interacting through local alignment rules. Self-propelled particles move at constant speed v_0 while aligning their velocities with neighbors within a fixed interaction radius R_c . The discrete-time dynamics for particle i with position \mathbf{r}_i and orientation θ_i evolves as:

$$\mathbf{r}_i(t + \Delta t) = \mathbf{r}_i(t) + v_0 \Delta t \mathbf{n}_i(t) \quad (1)$$

$$\theta_i(t + \Delta t) = \langle \theta_i(t) \rangle_{R_c} + \eta \xi(t) \quad (2)$$

where $\mathbf{n}_i = (\cos \theta_i, \sin \theta_i)$ is the orientation vector, $\xi(t) \in [-\pi, \pi]$ represents uniform angular noise, and η controls noise intensity. The alignment interaction computes the local average orientation through:

$$\langle \theta_i(t) \rangle_{R_c} = \text{Arg} \left(\sum_{j \in \mathcal{N}_i} e^{i\theta_j} \right) \quad (3)$$

with $\mathcal{N}_i = \{j : \|\mathbf{r}_j - \mathbf{r}_i\| \leq R_c\}$. We implement $\Delta t = 1$ and $v_0 = 0.03$ throughout simulations, with system size L and density $\rho = N/L^2$ as control parameters. The angular noise is scaled to $[-\eta/2, \eta/2]$ through parameter η .

The VM exhibits disorder-order phase transition, quantified by the polarization order parameter:

$$\phi = \frac{1}{N v_0} \left| \sum_{i=1}^N \mathbf{v}_i \right| \quad (4)$$

where $\mathbf{v}_i = v_0 \mathbf{n}_i$. This parameter satisfies $\phi \rightarrow 1$ for perfect alignment and $\phi \rightarrow 0$ in disordered states. Critical fluctuations are captured by the susceptibility:

$$\chi = N [\langle \phi^2 \rangle - \langle \phi \rangle^2] \quad (5)$$

where $\langle \cdot \rangle$ denotes temporal averaging after thermalization. The peak position of χ identifies the critical point.

B. Spatial velocity correlations and correlation length

We introduce spatial velocity correlations as an alternative approach to characterize phase transition nature. Both ordered and disordered phases exhibit distinctive correlation patterns, revealing fundamental features of collective dynamics. The equal-time connected velocity correlation function is defined as [19]:

$$C(r) = \frac{\sum_{i < j}^N \delta(r - r_{ij}) \delta \mathbf{v}_i \cdot \delta \mathbf{v}_j}{\sum_{i < j}^N \delta(r - r_{ij})} \quad (6)$$

where $r_{ij} \equiv \|\mathbf{r}_i - \mathbf{r}_j\|$ denotes interparticle distance, $\delta \mathbf{v}_i \equiv \mathbf{v}_i - \langle \mathbf{v} \rangle$ represents velocity fluctuation from the global average $\langle \mathbf{v} \rangle = \frac{1}{N} \sum_i \mathbf{v}_i$, and $\delta(\cdot)$ is the Dirac delta function. The numerator accumulates correlated velocity fluctuations at separation r , normalized by the corresponding particle pair count in the denominator.

The correlation length ξ is operationally defined as the smallest r satisfying $C(r) = 0$, marking the crossover from positive correlations ($C(r) > 0$) to anticorrelations ($C(r) < 0$). This threshold identifies the characteristic domain size of coherent motion. While $C(r)$ may possess multiple zeros, we systematically select the first root as ξ .

At continuous phase transitions, ξ diverges algebraically near the critical point. This divergence behavior provides crucial insights into the universality class of the transition. Our finite-size scaling analysis utilizes ξ as a key diagnostic for distinguishing between first-order and continuous phase transitions.

C. Finite size scaling and continuous transition

Phase transitions can be classified as continuous (second order) and discontinuous (first order) phase transitions. For continuous phase transitions, critical points and critical characteristics can be observed from numerical simulations. From decades of research in critical phenomena, it has established that continuous transitions

exhibit rounding and shifting effects in critical point that can be accounted for by means of the standard finite-size scaling theory[22, 23]. Within this framework, the scaling ansatz for the order parameter of the VM can be written as

$$\phi(N, d) = N^{-\beta/\nu} f((d - d_c)L^{1/2\nu}) \quad (7)$$

where β and ν are the critical exponents of the order parameter and correlation length, respectively, and f is a scaling function. The critical point η_c is the noise strength at which the phase transition occurs in the thermodynamic limit. The scaling function f is expected to be a universal function that depends only on the scaling variable $(\eta - \eta_c)L^{1/\nu}$, and the critical exponents β and ν are universal quantities that characterize the critical behavior of the system. The critical exponents β and ν are related to the scaling of the order parameter and correlation length, respectively, and they are expected to be the same for all systems in the same universality class. The finite-size scaling theory predicts that the order parameter ϕ scales with the system size L as $L^{-\beta/\nu}$ at the critical point η_c . Also, the finite-size scaling ansatz for χ reads

$$\chi(N, d) = N^{\gamma/\nu} g((d - d_c)d^{1/2\nu}) \quad (8)$$

where γ is the critical exponent of the susceptibility χ . The scaling function g is expected to be a universal function that depends only on the scaling variable $(\eta - \eta_c)L^{1/\nu}$, and the critical exponent γ is a universal quantity that characterizes the critical behavior of the system. For standard critical phenomena, we have the hyper-scaling relationship

$$2\beta + \gamma = d\nu \quad (9)$$

where d is the dimension of the system. The hyper-scaling relationship is a consequence of the scaling ansatz which is expected to hold for continuous phase transitions. The critical exponents β , γ , and ν are expected to satisfy the hyper-scaling relation for continuous phase transitions. The critical exponents β , γ , and ν are expected to be the same for all systems in the same universality class. we will attempt to determine relevant critical exponents and test the validity of the hyper-scaling relationship in the below sections

III. RESULTS AND DISCUSSION

A. Density-induced phase transition and correlation length

We first investigate an unconventional continuous phase transition in active matter systems. Simulations reveal that dry active matter systems exhibit maximal correlation length when control parameters are adjusted relative to system size[14]. This divergence signals critical behavior at the order-disorder transition point, confirming the transition's fundamental nature.

By fixing noise strength $\eta = 2$ while systematically varying particle density $\rho = N/L^2$ (equivalent to tuning average interparticle distance $d = 1/\sqrt{\rho}$), we observe a distinct density-induced phase transition in the Vicsek model (VM). Numerical simulations with $N = \{200, 400, 800, 1600\}$ and $L \in [0.1, 3.5]$ reveal characteristic critical signatures. Figure 1(a) demonstrates the order parameter ϕ evolution, while Fig. 1(b) shows corresponding dynamic fluctuations χ , both exhibiting hallmarks of continuous transitions.

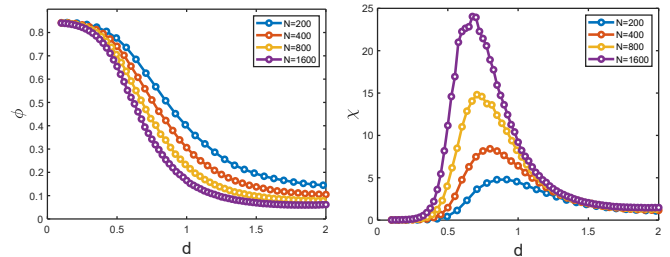


FIG. 1. (a) Order parameter ϕ as a function of average distance d for different system sizes L . (b) Dynamic fluctuations χ as a function of average distance d for different system sizes L .

Finite-size scaling analysis confirms critical scaling behavior. As shown in Fig. 2(a-b), log-log plots of $\phi_c(N)$ and $\chi_c(N)$ yield critical exponent ratios $\beta/\nu = 0.141(46)$ and $\gamma/\nu = 1.562(41)$. These satisfy the hyperscaling relation $2\beta/\nu + \gamma/\nu = 1.844(133)$, compatible with $d = 2$ dimensions within error margins. This consistency validates the continuous transition framework for density-driven criticality.

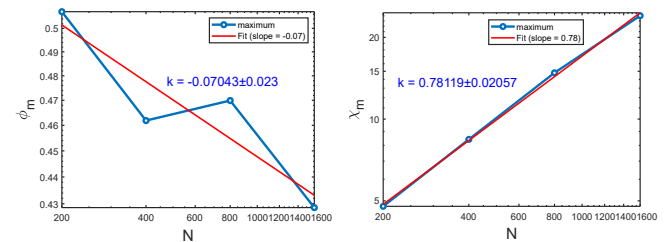


FIG. 2. (a) Log-log plot of the order parameter ϕ at the critical point as a function of the number of particles N . The slope of the line gives the critical exponent ratio β/ν . (b) Log-log plot of the dynamic fluctuations χ at the critical point as a function of the number of particles N . The slope of the line gives the critical exponent ratio γ/ν .

It is worth noting that, in this phase transition, the change of correlation length is also similar to a traditional continuous phase transition, with a maximum value at the critical point, as shown in Fig 3(a). The correlation length retains the same characteristics as dynamic fluctuations and shows the possible presence of a critical point, which is characteristic of continuous phase transi-

tions. The results of the correlation length are consistent with the critical exponents we calculated above. And the correlation length at the critical point is proportional to the number of particles N , as shown in Fig 3(b), indicates a power-law scaling relationship between the correlation length and the number of particles, which reads

$$\xi(N, d) = N^{k_1} \tilde{\xi}((d - d_c)d^{k_2}). \quad (10)$$

where k_1 and k_2 are critical exponents of the correlation length. We can get $k_1 = 0.36$ resulting from Fig3(b). This behavior mirrors 3D VM results [14], confirming universal critical phenomena across dimensionalities. The combined evidence of scaling collapse, hyperscaling satisfaction, and divergent correlations establishes this as a genuine critical transition.

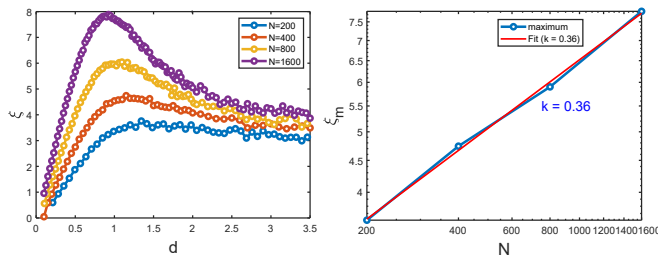


FIG. 3. (a) Correlation length ξ as a function of average distance d for particle numbers N . (b) log-log plot of the correlation length ξ at the critical point as a function of the number of particles N . In each simulation, N is fixed and average distance between particles d is changed.

B. Noise-induced phase transition and correlation length

The putative criticality in noise-induced VM transitions requires re-examination through correlation analysis. Our systematic study reveals fundamental differences from standard critical phenomena. Simulations employ $v_0 = 0.03$ with fixed density $\rho = 4$ across system sizes $L = \{4, 8, 12, 16, 20\}$ (corresponding to $N = 64-1600$), employing 2×10^6 total samples (2000 steps/run \times 1000 realizations) to ensure statistical reliability.

Figure 4(a-b) demonstrates apparent critical signatures through $\phi(\eta)$ shifting and $\chi(\eta)$ peaking – features originally interpreted as continuous transition evidence [12]. It seems that the phase transition is continuous only by studying the order parameter and its dynamic fluctuations. In [14], the Binder cumulant was used to determine the order of phase transition, and the results showed that the transition was discontinuous. To better understand the nature of the phase transition its critical parts, we choose to study the correlation length as in the previous section.

However, the relationship between ξ and η in Fig.4(a) seems not to support the view above. In systems with

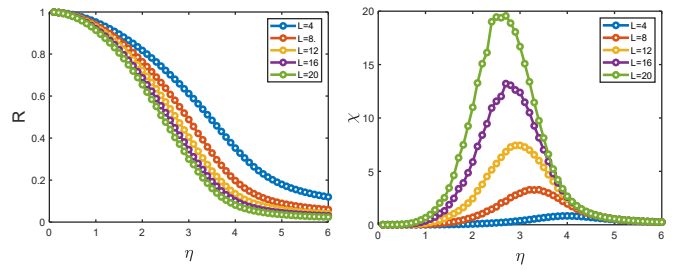


FIG. 4. (a) Order parameter ϕ as a function of noise strength η for different system sizes L . (b) Dynamic fluctuations χ as a function of noise strength η for different system sizes L .

different size, the changes of correlation length are similar. In low noise area and a small system size, the correlation length is relatively flat or even keep a fixed value, which indicates that the system has a certain resistance to noise. At the same time, the flat area also illustrates the existence of coexistence states. With the noise strength crossing the critical value η_c , the correlation length has suddenly decreased. We didn't observe the similar trend in correlation length as we talked in III.A. In place of the critical point is a relatively flat maximum of the correlation length over a wide range of noise strength. Compared with the correlation length in continuous transition, the characteristics of second-order phase transitions are not reflected here. Due to the singular variation of ξ , the transition is discontinuous as a result.

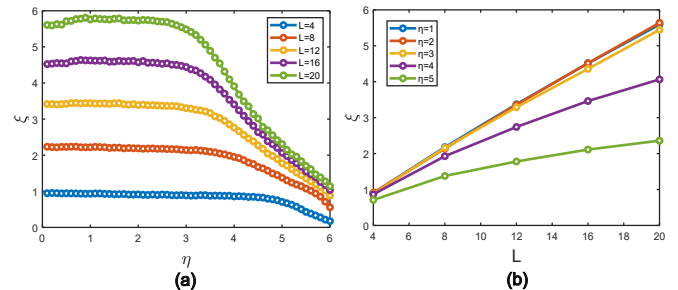


FIG. 5. (a) Correlation length ξ as a function of noise strength η for different system sizes L . (b) The dependence of correlation length ξ on L in different fixed noise strength η . Here we choose parameter $\rho = 4$ with L and η changing.

Though in the low noise region and low system size, we have $\xi(\eta_x) \propto L$, consistent with the results in [19]. However, this linear relationship is broken with noise strength increasing. Fig 4(b) shows the dependence of correlation length on system size under different noise strength. In relatively high noise strength region ($\eta = 5$), the proportional relationship between ξ and L is broken. Furthermore, it is also important to notice that the relatively flat section of the correlation length becomes shorter as the size of system increases. As the system size reaches infinite, the criticality and scale-free properties showed in Fig 4(b) will disappear, which indicates that the ori-

gin of critical properties and initial thought of continuous transition is finite size effect.

The anomalous results of ξ against η in the low noise region is also observed in confined active brownian particles[24] while firstly reported in our work for VM. It suggests universal mechanical stabilization in correlations between particles against weak perturbations.

C. Absence of criticality in the infinite system size limit

To better illustrate the above points, we focus on the finite-size effect by fixing total number of particles $N=512$ while varying system size L . Fig 5(a) shows how system size effect the trend of correlation length against noise strength. As predictions, the correlation length in a small system size is relatively flat in a wide range of noise strength, which indicates the existence of resistance to noise and coexistence states. The correlation length in a large system size is more sensitive to noise strength, which indicates the system is more likely to be in a disordered state. Fig 5(b) shows the correlation length against system size for different fixed noise strength. The antatz $\xi \sim L$ is valid in a low noise region, which is consistent with the results in [19, 21]. However, this linear relationship is totally disappear when reaching relative large systems even in a low noise region. The relatively flat section disappears as the system size increases, which indicates that the criticality and scale-free properties showed in Fig 4(b) will disappear as the system size reaches infinite. The results indicate that the origin of critical properties and initial thought of continuous transition is finite size effect.

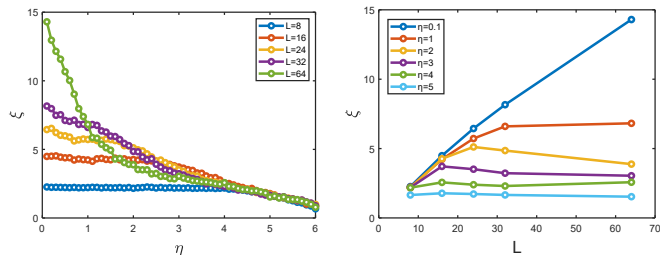


FIG. 6. (a)Correlation length ξ against noise strength η for different system sizes L with fixed number of particles $N = 512$.(b) ξ against L for different fixed noise strength η and collapse of criticality.

D. Potential applications in experiments

The correlation length method proposed in this paper offers versatile tools for probing collective dynamics in both biological and engineered systems. Here, we elaborate on its potential applications in experimental studies of bacterial swarms and robotic swarms, highlighting

how this approach can uncover fundamental insights into phase transitions and emergent order.

Bacterial swarms. In biological systems such as bacterial colonies (e.g., *Bacillus subtilis* or *E. coli*), the correlation length method can quantify collective motion and pattern formation during swarming. By analyzing time-resolved imaging data—such as velocity fields derived from particle image velocimetry or tracked trajectories of fluorescently labeled bacteria—the correlation length can be measured to determine the spatial scale over which individual motions are correlated. This metric may identify critical thresholds in environmental parameters (e.g., nutrient concentration, shear stress, or cell density) that trigger transitions between disordered and ordered states. For instance, a divergence-like behavior in correlation length near a critical density would signal a continuous (second-order) phase transition, whereas abrupt jumps in correlation length might indicate discontinuous (first-order) transitions. Such insights could clarify how bacterial collectives optimize survival strategies, such as biofilm formation or antibiotic evasion. Practically, this method could diagnose swarm states in real time, enabling interventions to disrupt pathogenic biofilms or enhance beneficial microbial communities.

Robotic swarms. In engineered systems like robotic swarms (e.g., Kilobots or drone fleets), the correlation length method provides a quantitative framework to optimize interaction rules and detect emergent pathologies. By programming robots with tunable communication ranges or alignment strengths, experiments could measure how correlation length varies with these parameters using positional or velocity data. For example, increasing the interaction radius might extend correlation length, fostering global synchronization, while noise or limited bandwidth could fragment correlations, signaling swarm instability. This approach allows rigorous testing of theoretical models, such as Vicsek-like flocking, and could guide the design of adaptive algorithms that balance cohesion and energy efficiency. In applications like search-and-rescue or environmental monitoring, real-time correlation length metrics could ensure swarm robustness, triggering self-repair mechanisms if correlations drop below critical thresholds. Furthermore, studying phase transitions in robotic systems might inspire bio-inspired strategies, bridging insights from biological and artificial swarms.

These potential applications underscore the method's broad utility in both deciphering natural phenomena and enhancing engineered systems, establishing correlation length as a universal metric for cross-disciplinary swarm studies.

IV. CONCLUSION

Our investigation of the Vicsek model from the point of view of velocity correlation length resolves long-standing ambiguities in classifying phase transitions within ac-

tive matter. By distinguishing between noise-driven and density-driven transitions, we state that the correlation length ξ serves as a universal criterion for identifying transition order.

For noise-driven transitions, our results align with Chate's conclusion when the system size is large the transition is discontinuous (first-order). The absence of ξ divergence at criticality, even in finite systems, and the disappearance of scale-free correlations in the thermodynamic limit ($L \rightarrow \infty$) confirm that earlier interpretations of continuity were artifacts of finite-size effects. This reconciles contradictions between initial claims of criticality and later evidence of phase coexistence. Notably, our method bypasses the need for direct measurement of dynamic hysteresis loops, offering a simpler geometric proxy—the first zero-crossing of $C(r)$ —to detect discontinuities.

In contrast, density-driven transitions exhibit hallmark features of second-order criticality: ξ diverges at the critical point, and hyper-scaling relations hold rigorously. The success of the hyper-scaling law ($\gamma + 2\beta = \nu d$) underscores the robustness of equilibrium critical phenomena frameworks in certain non-equilibrium active systems. This suggests that density-driven ordering in the Vicsek model belongs to a universality class governed by conserved dynamics, akin to equilibrium ferromagnetic transitions.

The stark contrast in ξ behavior between these transitions highlights the dual role of interaction range and symmetry-breaking mechanisms in active matter. Noise-

driven transitions, governed by alignment frustration and local fluctuations, suppress long-range order unless constrained by finite-size boundaries. Density-driven transitions, however, amplify collective alignment through proximity-enhanced interactions, enabling true criticality. Our findings further emphasize that finite-size effects, while often unavoidable in simulations, can mask intrinsic physics a cautionary note for interpreting scale-free correlations in bounded systems.

In conclusion, we examined phase transitions in the Vicsek model using velocity correlation length as a diagnostic tool. Key conclusions include Classification Framework, hyper-Scaling Validation and finite-Size Artifacts. Our correlation-length-based framework unifies disparate interpretations of Vicsek model transitions and provides a scalable methodology for probing phase behavior in other active systems, such as motility-induced phase separation or chiral flocks. Future work could extend this approach to heterogeneous or anisotropic systems, explore dynamical correlation lengths, and test universality classes across diverse active matter models. By bridging concepts from equilibrium statistical mechanics and non-equilibrium physics, this work advances the theoretical toolkit for understanding collective behavior in biological and synthetic active materials.

ACKNOWLEDGMENTS

The authors thank Haoran Xu from Zhejiang University for many fruitful discussions. W.Y. also thanks Zhengbang Hu, Mingseng Fan, Jiewen Lu and Jinni Yang from Jilin University.

-
- [1] J. Toner, Y. Tu, and S. Ramaswamy, Hydrodynamics and phases of flocks, *Annals of Physics* **318**, 170 (2005).
- [2] M. C. Marchetti, J. F. Joanny, S. Ramaswamy, T. B. Liverpool, J. Prost, M. Rao, and R. A. Simha, Hydrodynamics of soft active matter, *Reviews of Modern Physics* **85**, 1143 (2013).
- [3] S. Ramaswamy, The Mechanics and Statistics of Active Matter, *Annual Review of Condensed Matter Physics* **1**, 323 (2010).
- [4] C. Chen, S. Liu, X.-q. Shi, H. Chaté, and Y. Wu, Weak synchronization and large-scale collective oscillation in dense bacterial suspensions, *Nature* **542**, 210 (2017).
- [5] H. Xu and Y. Wu, Self-enhanced mobility enables vortex pattern formation in living matter, *Nature* **627**, 553 (2024).
- [6] Scale-free correlations in starling flocks, <https://www.pnas.org/doi/epdf/10.1073/pnas.1005766107>.
- [7] A. Attanasi, A. Cavagna, L. Del Castello, I. Giardina, T. S. Grigera, A. Jelić, S. Melillo, L. Parisi, O. Pohl, E. Shen, and M. Viale, Information transfer and behavioural inertia in starling flocks, *Nature Physics* **10**, 691 (2014).
- [8] H. C. Berg, Motile Behavior of Bacteria, *Physics Today* **53**, 24 (2000).
- [9] K. Binder, Applications of Monte Carlo methods to statistical physics, *Reports on Progress in Physics* **60**, 487 (1997).
- [10] R. Kürsten and T. Ihle, Dry Active Matter Exhibits a Self-Organized Cross Sea Phase, *Physical Review Letters* **125**, 188003 (2020).
- [11] J.-B. Caussin, A. Solon, A. Peshkov, H. Chaté, T. Dauxois, J. Tailleur, V. Vitelli, and D. Bartolo, Emergent Spatial Structures in Flocking Models: A Dynamical System Insight, *Physical Review Letters* **112**, 148102 (2014).
- [12] T. Vicsek, A. Czirók, E. Ben-Jacob, I. Cohen, and O. Shochet, Novel Type of Phase Transition in a System of Self-Driven Particles, *Physical Review Letters* **75**, 1226 (1995).
- [13] D. Martin, G. Spera, H. Chaté, C. Duclut, C. Nardini, J. Tailleur, and F. van Wijland, Fluctuation-Induced First Order Transition to Collective Motion (2024), [arXiv:2402.05078](https://arxiv.org/abs/2402.05078) [cond-mat].
- [14] G. Grégoire and H. Chaté, Onset of Collective and Cohesive Motion, *Physical Review Letters* **92**, 025702 (2004).
- [15] A. P. Solon, H. Chaté, and J. Tailleur, From Phase to Microphase Separation in Flocking Models: The Essential Role of Nonequilibrium Fluctuations, *Physical Review Letters* **114**, 068101 (2015).
- [16] D. Martin, G. Spera, H. Chaté, C. Duclut, C. Nardini, J. Tailleur, and F. Van Wijland, Fluctuation-induced first

- order transition to collective motion, *Journal of Statistical Mechanics: Theory and Experiment* **2024**, 084003 (2024).
- [17] M. Fruchart, R. Hanai, P. B. Littlewood, and V. Vitelli, Non-reciprocal phase transitions, *Nature* **592**, 363 (2021).
- [18] H. J. Jensen, What is critical about criticality: In praise of the correlation function, *Journal of Physics: Complexity* **2**, 032002 (2021).
- [19] A. Cavagna, I. Giardina, and T. S. Grigera, The physics of flocking: Correlation as a compass from experiments to theory, *Physics Reports* **728**, 1 (2018).
- [20] T. Vicsek and A. Zafeiris, Collective motion, *Physics Reports* **517**, 71 (2012), arXiv:1010.5017 [cond-mat].
- [21] A. Attanasi, A. Cavagna, L. Del Castello, I. Giardina, S. Melillo, L. Parisi, O. Pohl, B. Rossaro, E. Shen, E. Silvestri, and M. Viale, Finite-Size Scaling as a Way to Probe Near-Criticality in Natural Swarms, *Physical Review Letters* **113**, 238102 (2014).
- [22] J. Cardy, Scaling and renormalization in statistical physics (1996).
- [23] G. Baglietto and E. V. Albano, Finite-size scaling analysis and dynamic study of the critical behavior of a model for the collective displacement of self-driven individuals, *Phys. Rev. E* **78**, 021125 (2008).
- [24] L. Caprini, C. Maggi, and U. Marini Bettolo Marconi, Collective effects in confined active Brownian particles, *The Journal of Chemical Physics* **154**, 244901 (2021).