

# SchemaAgent: A Multi-Agents Framework for Generating Relational Database Schema

Qin Wang, Youhuan Li, Yansong Feng, Si Chen, Ziming Li, Pan Zhang, Zhichao Shi, Yuequn Dou, chuchu Gao, Zebin Huang, Zihui Si, Yixuan Chen, Zhaohai Sun, Ke Tang, Wenqiang Jin  
College of Computer Science and Electronic Engineering, Hunan University  
Email: {qinwang, liyouhuan}@hnu.edu.cn

## Abstract

The relational database design would output a schema based on user's requirements, which defines table structures and their interrelated relations. Translating requirements into accurate schema involves several non-trivial sub-tasks demanding both database expertise and domain-specific knowledge. This poses unique challenges for automated design of relational databases. Existing efforts are mostly based on customized rules or conventional deep learning models, often producing suboptimal schema. Recently, large language models (LLMs) have significantly advanced intelligent application development across various domains. In this paper, we propose *SchemaAgent*, a unified LLM-based multi-agent framework for the automated generation of high-quality database schema. *SchemaAgent* is the first to apply LLMs for schema generation, which emulates the workflow of manual schema design by assigning specialized roles to agents and enabling effective collaboration to refine their respective subtasks. Schema generation is a streamlined workflow, where directly applying the multi-agent framework may cause compounding impact of errors. To address this, we incorporate dedicated roles for reflection and inspection, alongside an innovative error detection and correction mechanism to identify and rectify issues across various phases. For evaluation, we present a benchmark named *RSchema*, which contains more than 500 pairs of requirement description and schema. Experimental results on this benchmark demonstrate the superiority of our approach over mainstream LLMs for relational database schema generation.

## 1 Introduction

The relational database model serves as the foundation for managing business data in most organizations (Codd, 1970, 1989; Jatana et al., 2012). Initially, companies must undertake a comprehensive database design process tailored to their specific

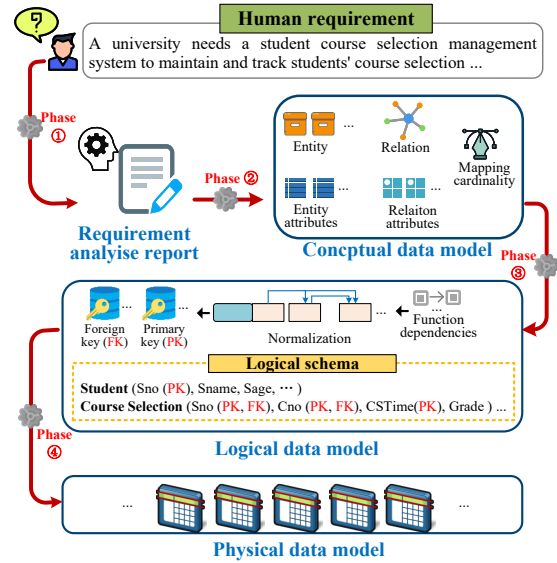


Figure 1: The process for relational database. The first phase is requirements analysis. The second is conceptual design phase for an Entity-Relationship (ER) model. The third is logical design phase mapping ER model into logical schema. The fourth is physical design phase which specifies the physical configuration of the database.

business requirements, which determines what data must be stored and how the data elements interrelate. As shown in Figure 1, relational database design mainly consists of four phases, i.e. (1) user requirement analysis; (2) conceptual design; (3) logical design (schema); and (4) physical design (Khennoufa and Hoang, 1994; Helskyaho, 2015). The first three phases output a logical schema that mainly depicts a series of tables, including columns, and primary-foreign keys in each table, as indicated in the yellow-dotted block in Figure 1. With a relational schema, it is relatively easy to finish the physical design and database deployment with auxiliary tools (Brdjanin et al., 2022a).

Generally, designing a high-quality database

schema requires extensive experience and professional domain knowledge. Conceptual data modeling involves identifying entities and relations (including their attributes), as well as mapping cardinality (Liddle et al., 1993) of each relation. The conceptual model may vary, and it requires considerable professional knowledge to determine the suitable set of entities and relations, which could, as much as possible, avoid data redundancy and ensure data integrity. Logical data modeling maps entities, attributes, and relationships into tables, columns, and constraints. More importantly, to avoid data redundancy, designers need to conduct lossless-join decompositions while preserving functional dependencies (Delobel, 1978). After that, the schema would satisfy high normal form (Codd, 1972) (for example, 3NF). These tasks tend to be complicated and require expertise.

Developing an automated framework for generating logical schemas is of substantial importance. Existing efforts for automated schema generation are based on customized rules (Ruoff, 1984; Lloyd-Williams and Beynon-Davies, 1992) or traditional deep learning models (Thonggoom et al., 2011; Wand and Weber, 2017; Brdjanin et al., 2022b). They suffer from challenges in either rigid rule application or the limited capabilities of traditional models. Hence, their output schemas tend to be of low quality.

Inspired by the remarkable performance of large language models (Achiam et al., 2023; Touvron et al., 2023; Team et al., 2023; Yang et al., 2024), in this paper, we propose an LLM-based multi-agent framework, called SchemaAgent, to greatly improve the automation of logical schema generation. To the best of our knowledge, this is the first work for automatically generating logical schemas with LLMs. There are in total six roles in SchemaAgent, where we first assign an agent to each of the three subtasks in schema generation (see Figure 1): Product manager for requirement analysis, Conceptual data model designer, and Logical data model designer. The sequential workflow of these three roles may suffer from accumulation of errors, since we find that errors are often discovered later rather than in a timely manner. We design a group-chat (Wu et al., 2023; Hong et al., 2023) based communication mechanism to reduce the error accumulation, where agents in the workflow could assist in identifying the errors made by previous ones. More importantly, we find that the error rates in the conceptual data modeling tend to be

high because of the difficulty in determining the appropriate sets of entities, relations, and mapping cardinality. It could have a substantial impact on the schema quality if these errors are not corrected before we map the conceptual model into tables, columns, or constraints. Hence, we introduce the 4-th role: a reviewer specifically to supervise and validate the conceptual model in a timely manner. This reviewer significantly reduces errors in the conceptual model, as well as accumulated errors in the global workflow. Additionally, to further reduce the errors, we design a pair of QA engineer and Test executor in SchemaAgent, where the QA engineer produces test cases based on the requirement while the Test executor conducts the corresponding tests to evaluate the schema quality. By pinpointing the exact phase where the error occurred and providing timely feedback, our intersection mechanism guides the relevant roles to refine the solution. This dynamic feedback loop improves both the accuracy and efficiency of the schema generation process.

Furthermore, we develop the first specialized relational database schema benchmark *RSchema*, which contains more than 500 pairs of requirement and the corresponding schema covering various real-world scenarios. Due to the complexity of schema generation, it is time-consuming and laborious to create *RSchema*, which has undergone multiple rounds of refined construction by database groups. Extensive experiments confirm that our method outperforms both chain-of-thought (CoT) and direct prompting approaches across GPT-3.5-Turbo, GPT-4o and DeepSeek. The codes and data will be released later. The code and data are available at <https://github.com/hnuGraph/LLM4DBdesign>.

Our contributions are summarized as follows:

- We are the first to propose an LLM-based multi-agent framework for automated database schema generation.
- We design six roles in our framework and propose a controllable error detection and correction mechanism to significantly reduce accumulated errors, guaranteeing the schema quality.
- We create the first database schema generation benchmark, including 500 schemas in diverse scenarios, as well as automatic evaluation metrics.

- Experimental results demonstrate that our proposed framework significantly outperforms existing prompt-based methods.

## 2 Related Works

### 2.1 Relational Database Design

Since the advent of relational databases, their design has remained a popular research. A multitude of methodologies have been developed to tackle specific aspects of relational database design.

Conceptual modeling is acknowledged as the most pivotal stage in the database design process (Thalheim, 2009). Among the various approaches, text-based methods remain the most traditional and foundational. These methods can be categorized into several distinct types: linguistics-based (e.g., LIDA (Benoit and Owen, 2001) and ER-converter (Omar et al., 2004)), pattern-based (e.g., APSARA (Purao, 1998)), case-based (e.g., CABSYYDD (Choobineh and Lo, 2004)), and ontology-based (e.g., OMDDE (Sugumaran and Storey, 2002) and HBT (Thonggoom et al., 2011)). Moreover, Textodata (Brdjanin et al., 2022b) offers an automated solution for converting natural language text into a target conceptual database model represented by a UML class diagram. Despite these advancements, existing methods often lack deep semantic understanding, resulting in poor performance when handling complex scenarios.

During the logical design phase, conceptual models are systematically transformed into relational models. The foundational approach to this transformation is first introduced by (Teorey et al., 1986). Subsequently, (Borgida et al., 2009) introduced improved strategies for mapping Enhanced Entity-Relationship (EER) diagrams to relational models.

### 2.2 LLM-based multi-agents applications

Single-agent systems leveraging Large Language Models (LLMs) have achieved notable advancements through techniques such as problem decomposition (Khot et al., 2022), tool utilization (Zhao et al., 2024; Li et al., 2023), and memory storage (Bai et al., 2024) during environmental interactions. Building on these developments, multi-agent systems have further expanded the capabilities of LLMs by specializing them into task-specific agents and enabling collaborative decision-making among autonomous agents. Recent research highlights the success of multi-agent systems in areas such as software development (Hong et al., 2023;

Wu et al., 2023) and biomedical, financial, and psychological domains. In the domain of databases, multi-agent systems have been primarily applied to tasks including Text-to-SQL (Xie et al., 2024; Askari et al., 2024), query optimization (Wang et al., 2024), and database diagnostics (Zhou et al.). These applications demonstrate the potential of multi-agent systems to enhance the efficiency, accuracy, and adaptability of database-related processes.

## 3 Corpus Construction

We develop the dataset *RSchema* containing more than 500 samples covering various domains. Each sample is a pair of requirement text and the corresponding logical schema. Neither academia nor industry has publicly available database requirements and the corresponding schemas due to privacy concerns. To the best of our knowledge, this is the first schema generation benchmark. The entire construction process takes two months, consisting of four phases, where the first is the collection of raw data and the generation of the primary sample (Section 3.1), while the second and third are two rounds of sample refinement by eleven members of a database group (Sections 3.2 and 3.3). The final phase is to review all samples by an experienced expert and a selected annotator (Section 3.4). More details about this dataset, including the statistics, are available in the Appendix A.

### 3.1 Primary Sample Generation

We create 500 primary samples that would be refined later by experts. These primary samples are generated on the basis of raw data that are collected from three distinct sources. The first source is the SchemaPile dataset (Döhmen et al., 2024) of more than 20,000 DDL (Data Definition Language) files, and we transform these DDL contents into nearly 136 primary schemas. We employ an LLM Qwen2.5-72B-Instruction (Yang et al., 2024) to generate the corresponding primary requirement descriptions for these DDL files. Secondly, inspired by the data generation capabilities of LLMs (Tang et al., 2023), we craft nearly 93 primary requirement descriptions and schema pairs that span various industry scenarios. Lastly, we also construct nearly 289 primary samples on materials that are crawled from the Internet, such as graduate thesis, database design exams, Entity-Relationship (ER) diagrams, and technical blogs.

### 3.2 Refinement Annotation

Due to inherent noise in the raw data, manual annotation is crucial to ensure data quality. During the annotation process, we first refine the requirement text to ensure its reasonableness. Next, we follow the rigorous database design process to obtain a schema that is consistent with the requirements. Specifically, we identify components such as entity sets, relationship sets, and attributes to systematically construct the conceptual model. Then, we conduct dependency-preserving decomposition and identify the keys to build the normalized logical schema. Annotators would conduct detailed analysis obeying design principles, to guarantee the quality of these samples. We employ four key quality assurance measures: (1) each requirement should correspond to an explicit scenario and (2) each schema should support possible operations according to the corresponding requirement; (3) each schema must satisfy the third normal form (3NF), which is a convention (Ma and Wang, 2013); (4) The average length of requirements assigned to each annotator is well balanced. Each annotation takes 25 minutes on average.

### 3.3 Cross Review

When a sample is annotated, the accuracy of the corresponding schema would be verified by another annotator, to ensure the quality of the requirement text. In this way, disagreements may occur among different annotators for the same sample. We resolve this by setting additional discussions, and the sample would be repeatedly refined until the annotators reach consensus. We also record the discussions (opinions of annotators) as a reference for the final phase. Each review takes 15 minutes on average.

### 3.4 Final Review

The final review is conducted by an experienced expert and a selected annotator. A sample would be considered reliable if both the expert and the annotator confirm its quality. If there is a disagreement, the experienced expert will make the final decision. In addition, a sample would be deleted if neither the expert nor the annotator accepts it. This meticulous process costs one week and produces more than 500 high-quality samples.

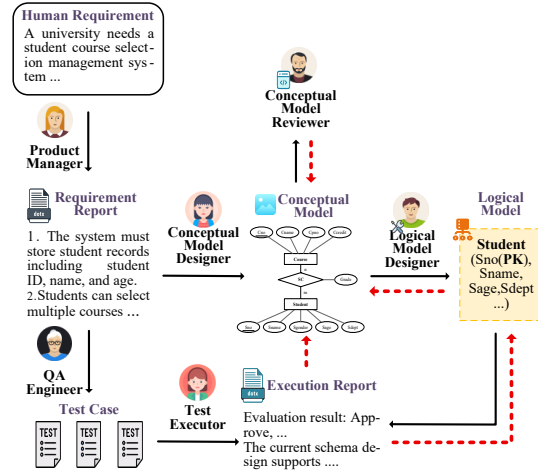


Figure 2: Our *SchemaAgent* framework uses LLM-based agents with six distinct roles, including Project manager, Conceptual model designer, Conceptual model reviewer, Logical model designer, QA engineer, and Test executor. They collaboratively handle the sub-tasks involved in designing the database schema. The red arrow represents the process of error detection and correction.

## 4 Method

### 4.1 Agent Structure

We divide the standard database schema generation process into several subtasks, each of which is managed by a specialized agent, as indicated in Figure 2. There are in total six roles in our *SchemaAgent* framework. These roles collaboratively adhere to the systematic database design workflow to generate a comprehensive database schema. Each LLM-based agent in *SchemaAgent* operates according to a meticulously crafted profile that includes the name, job description, goal, constraints, and specialized knowledge. All agents adhere to the React-style behavior as detailed in (Yao et al., 2023). The profiles of each role, along with their associated tasks, are presented below.

**Product manager agent** is the role that interacts directly with the user. It is mainly responsible for generating the requirement analysis report.

**Conceptual model designer agent** identifies the components (i.e., the entity set, relationship sets, cardinality mapping, and attributes of the entity/relation set) of the conceptual model according to the requirement analysis report.

**Conceptual model reviewer agent** provides essential and timely feedback on the conceptual model, using pseudocode-styled prompts to en-

sure thorough evaluation. As the conceptual model stands as the core of the entire process, a meticulous review is critical.

**Logical model designer agent** transforms the conceptual model into a normalized logical schema by identifying functional dependencies in the entity and relation sets. This agent may employ our encapsulated tools for primary key identification and schema decomposition based on the Armstrong axioms (Armstrong, 1974) and the closure computation rules. This process ensures alignment with the 3NF normalization standards.

**QA engineer agent** generates natural language test cases based on the requirement analysis report. These cases simulate real-world operations like insertion, deletion, update, and select, with actual data values.

**Test executor agent** could understand the test cases generated by the QA engineer and evaluate if the designed schema meets the testing criteria, culminating in a comprehensive test report.

Ultimately, SchemaAgent outputs a detailed relational database logical schema. Detailed role profiles and a specific example are available in the Appendix B.

## 4.2 Group Chat Communication Mechanism

We implement the workflow using a group chat communication mechanism (Wu et al., 2023; Hong et al., 2023), where agents (speakers) communicate with each other through a shared message pool, managed by a group administrator that is essentially an LLM. This mechanism could achieve an agent interaction that is more efficient than peer-to-peer interactions. More importantly, we establish an additional nested group over the conceptual model designer and the conceptual model reviewer to facilitate their closer communication. In this way, discussions related to conceptual model design would be confined within this nested group and transparent to other agents.

## 4.3 Controllable Error Detection and Correction

We propose a controllable mechanism for error detection and correction. Currently, there are two drawbacks in our framework. Firstly, the sequential workflow tends to accumulate errors over time. Secondly, the order of speakers can easily get out of control in group chat, which may bring a negative impact to the workflow. In fact, we find that there could be a certain delay in the error detec-

tions. And we intend to enable each agent to help identify possible errors from previous ones in the workflow, so that we could reduce the accumulated errors. In this way, we design a mechanism to control the speaker order in the workflow. Specifically, for each role, we select a set of other roles that could be candidate next speakers. The arrows in Figure 2 indicate such candidate relations, where the black ones constitute the sequential part of the workflow, while the red dotted ones are for error feedback. For example, at the time when the logical model designer outputs a logical schema, it may detect errors in the conceptual model, and hence the conceptual model designer could be a possible next speaker. Also, if there is no error, the resulted schema could be an input for generating execution report by the test executor, which could similarly be the next speaker. Overall, there are two candidate next speakers, i.e., conceptual model designer and test executor, after the logical model designer speaks (generating schema). Figure 3 presents an example of the error feedback process of the logical model designer. Upon identifying functional dependencies, if the logical model designer finds that there are entities or relations of no primary keys, it sends the error message back to the conceptual model designer, requesting a re-generation of the conceptual model. We can implement this by integrating these candidate relations into the agent’s profile, so that the agent that is speaking can dynamically determine the next speaker from the candidate ones accordingly. Sometimes, it is possible that no speaker is selected as the next. In this way, the group administrator will determine the next speaker based on the conversation history. This mechanism ensures that the conversation remains coherent and progresses efficiently, while allowing for flexible and context-aware decision-making in multi-agent interactions.

## 5 Settings

### 5.1 Dataset

We utilize the *Rschema* dataset introduced in this paper, which comprises carefully constructed database design instances covering multiple domains, to effectively assess the performance of models in practical database design tasks.

### 5.2 Evaluation Metrics

A database design comprises multiple schemas, each consisting of four key components: schema

Table 1: Experimental results of several methods on RSchema dataset.

Method	Schema		Attribute		Primary key	Foreign key	Overall
	F1	Acc.	F1	Acc.	Acc.	Acc.	Acc.
<b>GPT-3.5-Turbo</b>							
one-shot	86.13	52.22	71.60	32.94	53.09	<b>77.34</b>	5.56
one-shot+CoT	86.22	51.76	70.98	33.77	52.80	74.72	4.44
few-shot	85.50	49.41	71.20	34.46	54.19	74.94	3.33
few-shot+CoT	85.61	50.58	71.45	35.57	54.88	75.33	4.44
SchemaAgent	<b>86.65</b>	<b>55.29</b>	<b>72.33</b>	<b>36.16</b>	<b>55.20</b>	75.61	<b>6.67</b>
<b>GPT-4o</b>							
one-shot	85.42	51.11	69.90	35.95	55.16	70.53	5.56
one-shot+CoT	87.20	54.44	71.27	36.69	56.36	71.97	6.67
few-shot	86.02	51.11	69.91	33.37	55.62	66.89	4.44
few-shot+CoT	88.80	58.88	72.01	36.08	57.84	72.03	6.67
SchemaAgent	<b>89.06</b>	<b>59.34</b>	<b>72.49</b>	<b>36.93</b>	<b>58.39</b>	<b>72.60</b>	<b>7.78</b>
<b>DeepSeek-v3</b>							
one-shot	79.76	53.84	65.94	30.38	44.23	78.01	3.33
one-shot+CoT	80.38	46.67	66.10	31.50	46.61	72.15	6.67
few-shot	81.24	36.67	70.46	26.53	53.79	65.46	4.44
few-shot+CoT	78.87	41.17	68.01	34.13	57.57	72.81	5.56
SchemaAgent	<b>82.37</b>	<b>55.55</b>	<b>72.73</b>	<b>38.52</b>	<b>59.73</b>	<b>79.88</b>	<b>7.78</b>

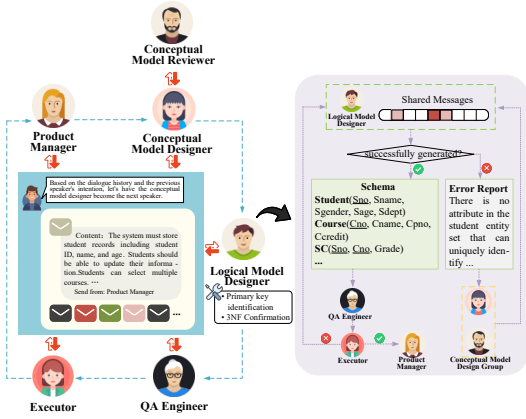


Figure 3: The error feedback process of the logical model designer in our group chat communication mechanism.

name, schema attributes, primary key, and foreign key. To provide a deep analysis of model performance, we measure the average F1 score and exact matching accuracy (Acc.) between the predicted and ground-truth values for these four components. The Acc. is set to 1 only if the F1 score equals 1; otherwise, Acc. is set to 0.

**Schema** Since generative models may produce different tokens with similar meanings, we employ three alignment methods to match predicted schema names with their gold-standard counterparts. (1) Synonym Matching: WordNet (Miller, 1995) is to extract synonyms of predicted values and verifying the inclusion of the ground-truth

value within this set. (2) Similarity Matching: all-MiniLM-L6-v2 (Reimers, 2019) is utilized to measure the semantic similarity between the predicted and ground-truth values. The threshold  $\delta_0$  is set to 0.6. (3) String Matching: We calculate the longest common substring between the predicted and ground-truth values, and checking if its length exceeds the threshold  $\delta_1$  (set to 0.75).

**Attribute** We also applied the three alignment methods mentioned above to calculate the F1 score between the golden attribute set and the predicted attribute set in the mapped schema. Acc. is set to 1 only if F1 equals 1. For attributes in the golden schema that lack a corresponding mapping to the predicted schema, all metrics for those attributes are set to 0. Since a case can have many attribute sets, the average of these values is taken as the final result.

**Key** Unlike schema names and attributes, we advocate for complete matching of primary keys and foreign keys. Acc. is 1 only when the golden key set and the predicted key set are fully identical.

**Overall** We evaluate whether the predicted schema is identical to the ground-truth schema. Overall Acc. is the strictest metric, and the predicted pattern is only considered correct when all components in each schema match correctly.

These metrics are primarily based on semantic matching and may inevitably include some errors. The comparison with manual evaluation results proves that our evaluation system is generally reliable and effectively reflects the quality of the

model’s performance. More details and analysis can be found in the Appendix C.

### 5.3 Baseline

In the SchemaAgent framework, all agent capabilities are powered by the same LLM, such as GPT-3.5-Turbo, GPT-4o and DeepSeek. In the one-shot setting, a case will run through all agents. In the few shot setting, we have additionally included a simple case with only two schemas and a complex case with six schemas to facilitate context learning. In the CoT setting, we have manually defined six crucial steps for schema construction. We incorporate LLM capabilities to our multi-role agent via OpenAI’s API services.

## 6 Experimental Results and Analysis

### 6.1 Main Result

Table 1 presents the results on the RSchema benchmark dataset. These metrics reflect whether the design meets user requirements. We compare SchemaAgent with several mainstream baseline models under one-shot and few-shot settings. We can observe from the experimental results that:

**SchemaAgent outperforms the prompt-based baseline models.** Our proposed framework significantly outperforms the corresponding baseline models mostly across all metrics, demonstrating that our framework could generate higher-quality database logical schemas.

**CoT generally improves the performance of baseline models.** The direct prompting method is difficult to extract reasonable entities and relations, since it lacks a rigorous reasoning process and generates schema directly from requirement texts. In contrast, the CoT prompting method introduces a reasoning process that enhances the identification of entities and relations, thereby improving the performance of the schema metrics.

**Few-shot is not a one-size-fits-all solution.** Overall, the few-shot setting in CoT provides greater benefits, particularly in metrics related to attributes, primary-foreign keys. This improvement is possibly due to the inclusion of more detailed reasoning processes. However, in the direct prompting setting, few-shot learning may degrade the Acc. for both schema and attribute.

**The backbone model is important.** In the LLM-based agent framework, GPT-4o generally outperforms DeepSeek-v3, highlighting the importance of the foundational capabilities of the agents.

### 6.2 Study on Capabilities of Agent Roles

We conduct an ablation study to better understand the contribution of each agent. The conceptual model designer and the logical model designer are two fundamental roles in our framework, which would not be removed in any case. We take the other four roles as variables to demonstrate their performance. Upon removing one or more variable roles, we always keep the remaining agents to retain their original functionality to evaluate performance. As shown in Table 2, when all agents utilize GPT-4o, the inclusion of all variable roles significantly improves performance, indicating the importance of specialized roles in achieving optimal results.

Specifically, the conceptual model reviewer emerges as the most critical role, significantly improving all metrics. This indicates that the pseudocode-based validation prompts employed by the conceptual model reviewer effectively identify errors in the conceptual model and provide valuable feedback for their correction. The QA engineer and Test executor play important roles in verifying the correctness of the logical model. Removing these two roles results in a performance decline. When only the fundamental conceptual model designer and logical model designer remain, the framework performs at its lowest level, struggling to accurately extract entities, relations, their associated attributes, and mapping cardinality.

### 6.3 The Effectiveness of Controllable Error Detection and Correction Mechanism

To evaluate the proposed error detection and correction mechanism, we design a baseline model without error feedback based on the conventional schema generation process. In this baseline, each agent performs its designated task to the best of its ability and then passes the output to the next agent in a predetermined workflow. As illustrated in Table 2, SchemaAgent exhibits a significant performance improvement after the utilization of the controllable error feedback and correction mechanism, with all metrics demonstrating a clear upward trend.

We further investigated the feedback process by analyzing the frequency of feedback interactions among agents. As depicted in Figure 4, the communication between the conceptual model designer and the conceptual model reviewer is the most frequent. On average, for each case, the con-

Table 2: The contribution of roles to the framework. The avatar icons in the "Roles" column from left to right represent "Product manager", "Conceptual model designer", "Conceptual model reviewer", "Logical model designer", "QA engineer" and "Test executor".

Roles						Schema		Attribute		Primary key	Foreign key	Overall
						F1	Acc.	F1	Acc.	Acc.	Acc.	Acc.
						79.08	31.81	64.42	30.07	52.95	60.39	3.33
						84.24	53.66	68.18	32.64	56.67	71.99	6.67
						83.29	53.82	68.07	29.08	51.53	69.45	4.44
						89.06	59.34	72.49	36.93	58.39	72.60	7.78
<b>w/o error detection and correction</b>												
						88.19	56.66	71.20	36.34	57.18	72.08	7.78

ceptual model designer sends approximately 1.54 messages to the conceptual model reviewer, while the conceptual model reviewer sends about 0.5 messages, including detected errors and correction suggestions, back to the conceptual model designer. This highlights the critical and complex nature of the conceptual model design task. Additionally, we observed that the conceptual model designer also receives error feedback from the logical model designer, whereas the logical model designer’s feedback predominantly originates from the test executor and product manager. These feedback chains indicate that, under our controllable error detection and correction mechanism, the collaborative efficiency and accuracy of logical architecture generation have been improved.

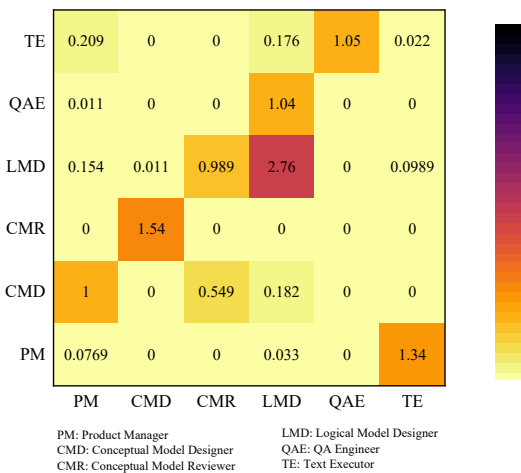


Figure 4: The communication frequency statistics of all agents in the SchemaAgent framework. Messages are transmitted from roles located on the horizontal axis to roles located on the vertical axis.

## 7 Conclusion

The complication and specialized nature of relational database design make its automation a challenging task. In this paper, we propose an LLM-based multi-agent framework, called SchemaAgent, for relational database schema generation. We design six roles in SchemaAgent with a controllable interaction mechanism for error detection and correction in the workflow. In addition, we construct RSchema, a cross-domain dataset containing over 500 pairs of user requirement texts and their corresponding schemas. We systematically evaluate the performance of mainstream LLMs and SchemaAgent on RSchema. Experimental results demonstrate that SchemaAgent achieves state-of-the-art and highly competitive performance across all metrics. It would be an interesting future work to extend this framework by integrating physical design and Text2SQL approaches, aiming to develop a comprehensive and efficient database design solution that spans the entire design life cycle.

## 8 Limitation

During the data collection and database design process, we established rigorous annotation guidelines to ensure high-quality outcomes. However, it is important to note that multiple valid database design solutions may exist for a given set of requirements. Furthermore, our current agent framework is limited to the logical design phase and does not encompass the complete database design lifecycle, that is the absence of the physical design phase.



## References

- Josh Achiam, Steven Adler, Sandhini Agarwal, Lama Ahmad, Ilge Akkaya, Florencia Leoni Aleman, Diogo Almeida, Janko Altmenschmidt, Sam Altman, Shyamal Anadkat, et al. 2023. Gpt-4 technical report. *arXiv preprint arXiv:2303.08774*.
- William Ward Armstrong. 1974. Dependency structures of data base relationships. In *IFIP congress*, volume 74, pages 580–583. Geneva, Switzerland.
- Arian Askari, Christian Poelitz, and Xinye Tang. 2024. Magic: Generating self-correction guideline for in-context text-to-sql. *arXiv preprint arXiv:2406.12692*.
- Yu Bai, Fan Chen, Huan Wang, Caiming Xiong, and Song Mei. 2024. Transformers as statisticians: Provable in-context learning with in-context algorithm selection. *Advances in neural information processing systems*, 36.
- L Benoit and R Owen. 2001. Conceptual modeling through linguistic analysis using lida. In *Proceedings of the 23rd International Conference on Software Engineering. ICSE 2001*, pages 401–410. IEEE.
- Alexander Borgida, Marco A Casanova, and Alberto HF Laender. 2009. Logical database design: From conceptual to logical schema.
- D. Brdjanin, A. Vukotic, D. Banjac, G. Banjac, and S. Maric. 2022a. Automatic derivation of the initial conceptual database model from a set of business process models. *Computer Science and Information Systems*, 19(1):455–493.
- Drazen Brdjanin, Goran Banjac, Nebojsa Babic, and Nenad Golubovic. 2022b. Towards the speech-driven database design. In *2022 30th Telecommunications Forum (TELFOR)*, pages 1–4. IEEE.
- Joobin Choobineh and Amber W Lo. 2004. Cabsydd: Case-based system for database design. *Journal of Management Information Systems*, 21(3):281–314.
- Edgar F Codd. 1970. A relational model of data for large shared data banks. *Communications of the ACM*, 13(6):377–387.
- Edgar F Codd. 1972. Further normalization of the data base relational model. *Data base systems*, 6:33–64.
- EF Codd. 1989. Relational database: A practical foundation for productivity. In *Readings in Artificial Intelligence and Databases*, pages 60–68. Elsevier.
- Claude Delobel. 1978. Normalization and hierarchical dependencies in the relational data model. *ACM Transactions on Database Systems (TODS)*, 3(3):201–222.
- Till Döhmen, Radu Geacu, Madelon Hulsebos, and Sebastian Schelter. 2024. Schemapile: A large collection of relational database schemas. *Proceedings of the ACM on Management of Data*, 2(3):1–25.
- Heli Helskyaho. 2015. *Oracle SQL developer data modeler for database design mastery*. McGraw-Hill Education.
- Sirui Hong, Xiawu Zheng, Jonathan Chen, Yuheng Cheng, Jinlin Wang, Ceyao Zhang, Zili Wang, Steven Ka Shing Yau, Zijuan Lin, Liyang Zhou, et al. 2023. Metagpt: Meta programming for multi-agent collaborative framework. *arXiv preprint arXiv:2308.00352*.
- Nishtha Jatana, Sahil Puri, Mehak Ahuja, Ishita Kathuria, and Dishant Gosain. 2012. A survey and comparison of relational and non-relational database. *International Journal of Engineering Research & Technology*, 1(6):1–5.
- A Khenoufa and Hai-Hoc Hoang. 1994. Towards a knowledge-based system for database design.
- Tushar Khot, Harsh Trivedi, Matthew Finlayson, Yao Fu, Kyle Richardson, Peter Clark, and Ashish Sabharwal. 2022. Decomposed prompting: A modular approach for solving complex tasks. *arXiv preprint arXiv:2210.02406*.
- Minghao Li, Yingxiu Zhao, Bowen Yu, Feifan Song, Hangyu Li, Haiyang Yu, Zhoujun Li, Fei Huang, and Yongbin Li. 2023. Api-bank: A comprehensive benchmark for tool-augmented llms. *arXiv preprint arXiv:2304.08244*.
- Stephen W Liddle, David W Embley, and Scott N Woodfield. 1993. Cardinality constraints in semantic data models. *Data & Knowledge Engineering*, 11(3):235–270.
- Michael Lloyd-Williams and Paul Beynon-Davies. 1992. Expert systems for database design: A comparative review. *Artificial Intelligence Review*, 6(3):263–283.
- Cai Xia Ma and Yan Min Wang. 2013. Application of the standardization of the relationship in the database design. *Applied Mechanics and Materials*, 401:1809–1812.
- George A Miller. 1995. Wordnet: a lexical database for english. *Communications of the ACM*, 38(11):39–41.
- Nazlia Omar, JRP Hanna, and Paul McKeivitt. 2004. Heuristic-based entity-relationship modelling through natural language processing. In *Proc. of the 15th Artificial Intelligence and Cognitive Science Conference (AICS-04)*, pages 302–313. Artificial Intelligence Association of Ireland.
- Sandeep Puro. 1998. Apsara: a tool to automate system design via intelligent pattern retrieval and synthesis. *ACM SIGMIS Database: the DATABASE for Advances in Information Systems*, 29(4):45–57.
- N Reimers. 2019. Sentence-bert: Sentence embeddings using siamese bert-networks. *arXiv preprint arXiv:1908.10084*.
- Karen L Ruoff. 1984. Codes: A database design expert system prototype. In *Proceedings of the 1st International Conference on Artificial Intelligence*, pages 439–445.

- Vijayan Sugumaran and Veda C Storey. 2002. Ontologies for conceptual modeling: their creation, use, and management. *Data & knowledge engineering*, 42(3):251–271.
- Ruixiang Tang, Xiaotian Han, Xiaoqian Jiang, and Xia Hu. 2023. Does synthetic data generation of llms help clinical text mining? *arXiv preprint arXiv:2303.04360*.
- Gemini Team, Rohan Anil, Sebastian Borgeaud, Jean-Baptiste Alayrac, Jiahui Yu, Radu Soricut, Johan Schalkwyk, Andrew M Dai, Anja Hauth, Katie Millican, et al. 2023. Gemini: a family of highly capable multimodal models. *arXiv preprint arXiv:2312.11805*.
- Toby J Teorey, Dongqing Yang, and James P Fry. 1986. A logical design methodology for relational databases using the extended entity-relationship model. *ACM Computing Surveys (CSUR)*, 18(2):197–222.
- Bernhard Thalheim. 2009. Extended entity-relationship model. *Encyclopedia of database systems*, 1:1083–1091.
- Ornsiri Thonggoom, Il-Yeol Song, and Yuan An. 2011. Semi-automatic conceptual data modeling using entity and relationship instance repositories. In *Conceptual Modeling–ER 2011: 30th International Conference, ER 2011, Brussels, Belgium, October 31–November 3, 2011. Proceedings 30*, pages 219–232. Springer.
- Hugo Touvron, Thibaut Lavril, Gautier Izacard, Xavier Martinet, Marie-Anne Lachaux, Timothée Lacroix, Baptiste Rozière, Naman Goyal, Eric Hambro, Faisal Azhar, et al. 2023. Llama: Open and efficient foundation language models. *arXiv preprint arXiv:2302.13971*.
- Yair Wand and Ron Weber. 2017. Thirty years later: some reflections on ontological analysis in conceptual modeling. *Journal of Database Management (JDM)*, 28(1):1–17.
- Zhongyuan Wang, Richong Zhang, Zhijie Nie, and Jaein Kim. 2024. Tool-assisted agent on sql inspection and refinement in real-world scenarios. *arXiv preprint arXiv:2408.16991*.
- Qingyun Wu, Gagan Bansal, Jieyu Zhang, Yiran Wu, Shaokun Zhang, Erkang Zhu, Beibin Li, Li Jiang, Xiaoyun Zhang, and Chi Wang. 2023. Auto-gen: Enabling next-gen llm applications via multi-agent conversation framework. *arXiv preprint arXiv:2308.08155*.
- Wenxuan Xie, Gaochen Wu, and Bowen Zhou. 2024. Mag-sql: Multi-agent generative approach with soft schema linking and iterative sub-sql refinement for text-to-sql. *arXiv preprint arXiv:2408.07930*.
- An Yang, Baosong Yang, Beichen Zhang, Binyuan Hui, Bo Zheng, Bowen Yu, Chengyuan Li, Dayiheng Liu, Fei Huang, Haoran Wei, et al. 2024. Qwen2. 5 technical report. *arXiv preprint arXiv:2412.15115*.
- Shunyu Yao, Jeffrey Zhao, Dian Yu, Nan Du, Izhak Shafran, Karthik Narasimhan, and Yuan Cao. 2023. React: synergizing reasoning and acting in language models (2022). *arXiv preprint arXiv:2210.03629*.
- Yuyue Zhao, Jiancan Wu, Xiang Wang, Wei Tang, Dingxian Wang, and Maarten de Rijke. 2024. Let me do it for you: Towards llm empowered recommendation via tool learning. In *Proceedings of the 47th International ACM SIGIR Conference on Research and Development in Information Retrieval*, pages 1796–1806.
- Xuanhe Zhou, Guoliang Li, Zhaoyan Sun, Zhiyuan Liu, Weize Chen, Jianming Wu, Jiesi Liu, Ruohang Feng, and Guoyang Zeng. D-bot: Database diagnosis system using large language models.

## A Details of Corpus Construction

### A.1 Data Collection

We collect 68 graduate thesis on designing data management systems, 150 database design questions from database design exams, 107 Entity-Relationship (ER) diagrams, and 94 technical blogs on public websites. Qwen2.5-72B-Instruction is used to extract requirement descriptions and schema from textual resources, while a multimodal model (Qwen-VL-Max) interprets ER diagrams to generate the requirement descriptions and schema.

### A.2 Statistical Analysis

The distribution of our schemas is illustrated in Figure 5. The number of schemas primarily ranges from 3 to 7. Statistical analysis reveals that the average user requirement text contains 164 English words, which is sufficient to express the core user requirements.

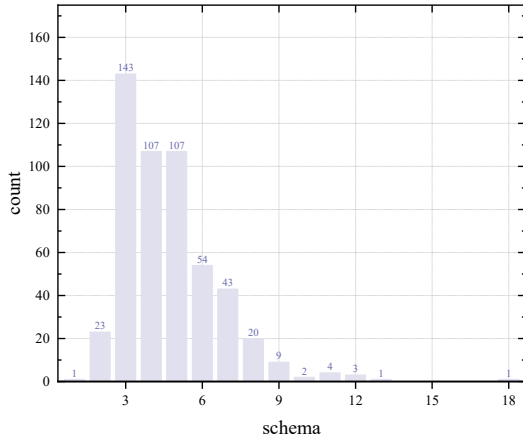


Figure 5: The schema distribution in RSchema

## B Execution Process

We have demonstrated the complete process of designing a relational database. It takes the user’s specific requirement as the input and outputs a database logical schema that meets the user’s requirements and normal forms. The outputs of these examples are based on GPT-4o.

### B.1 User Input

Users propose their requirements that include business processes and the content that needs to be stored. Figure 6 shows a user input demo.

### B.2 Workflow of SchemaAgent

Figures 8 to Figure 14 illustrate the execution of SchemaAgent, including the profiles and outputs of each agent.

### B.3 CoT Prompt Output

In Figure 15, we provide the Cot prompt and its output base on the User Input.

### B.4 Direct Prompt Output

In Figure! 16, we provide the direct prompt and its output base on the User Input.

## C Analysis of Evaluation Metrics

### C.1 Metrics Calculation

**Schema** There are multiple schemas in each sample, we use F1 and Acc.(set to 1 only if F1 equals 1) to represent the quality of the schema. Formula 1 illustrates the computation of schema F1 for each sample.

**Attribute** There are also multiple attributes in each schema, and the calculation method for attribute F1 of each sample is detailed in formula 2.

$$F1_{schema} = \frac{2 \times \frac{\#MS}{\#GS} \times \frac{\#MS}{\#PS}}{\frac{\#MS}{\#GS} + \frac{\#MS}{\#PS}} \quad (1)$$

$$F1_{attribute} = \frac{\sum_i^{MS} F1_{attribute_i}}{\#GS} \quad (2)$$

$$F1_{attribute_i} = \frac{2 \times \frac{\#MA_i}{\#GA_i} \times \frac{\#MA_i}{\#PA_i}}{\frac{\#MA_i}{\#GA_i} + \frac{\#MA_i}{\#PA_i}} \quad (3)$$

where  $MS$  represents the set of mapped schema,  $GS$  denotes the set of golden schema,  $PS$  refers to the set of predicted schema,  $MA_i$  represents the set of mapped attributes in a schema,  $GA_i$  refers to the set of golden attributes in the schema, and  $PA_i$  denotes the set of predicted attributes. # represents ‘the number of’.

### C.2 Comparison with Manual Evaluation

We conducted a manual evaluation on 20 randomly selected cases, and the results are presented in Figure 7. As depicted in the figure, the discrepancy between the two methods is not statistically significant. The average error rate of our designed evaluation metric is 1.8%, which is within an acceptable range.

## User Input

A warehouse management system are described as follows: a warehousing company manages multiple warehouses, each of which has a warehouse number, address, and capacity. The company has multiple loaders, each of which has a number, name, and phone number. Each inbound and outbound task needs to record the warehouse number, loader information, cargo name, quantity, and time. The system needs to support real-time monitoring and performance evaluation of warehouses and loading and unloading tasks.

Figure 6: User input

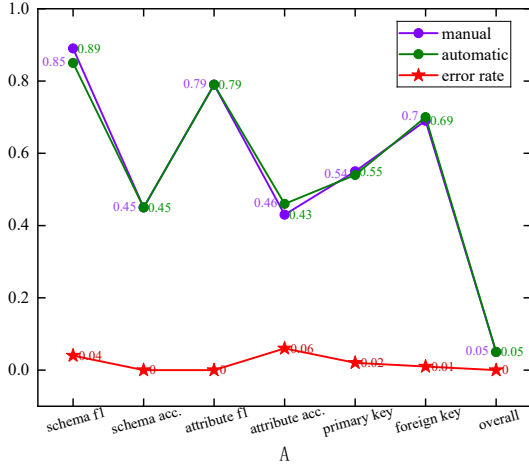


Figure 7: The results of manual evaluation and automated evaluation, as well as the error rate of the automated evaluation. The error rate is calculated as the difference between the manual evaluation result and the automated evaluation result, divided by the manual evaluation result.

## D Cost Analysis

Table 3 outlines the average cost per case for SchemaAgent and some baselines. A significant portion of API calls are concentrated during the conceptual model construction phase, as highlighted in the table. Notably, the one-shot with Chain-of-Thought (CoT) setting using GPT-4o and SchemaAgent utilizing GPT-3.5-Turbo incur comparable costs. Despite this similarity in expenditure, SchemaAgent consistently outperforms the baseline across most evaluation metrics. This superior performance underscores SchemaAgent’s efficiency and effectiveness in achieving an optimal balance between cost and performance for database design tasks, making it a compelling choice for practical applications.

Table 3: Time and cost expenses for each case.

Method	prompt tokens	completion tokens	Duration (s)	Cost
<b>GPT-4o</b>				
SchemaAgent	14652	2706	35.23	0.0570
one-shot+CoT	4882	274	6.24	0.0143
<b>GPT-3.5-Turbo</b>				
SchemaAgent	11834	1983	22.65	0.0138
one-shot+CoT	4915	288	4.43	0.0052



## Product Manager

### ## Profile

You are an experienced product manager, but not responsible for database design.

Goal:

You have two main responsibilities:

1. Generate requirement analysis reports: Responsible for analyzing user requirements and clarifying any ambiguities by incorporating real-world scenarios, ensuring that the requirements are clearly defined.
2. Generate acceptance reports: Responsible for final delivery and checking whether the test cases and test results meet the acceptance criteria.

Knowledge:

1. How to generate a requirements analysis report ...
2. Acceptance criteria include:

Constraints:

When you perform acceptance work, you can challenge the test results and ask the quality control expert to retest.

...

### ## Requirement Analysis Report

After combining user needs and real-world scenarios, the user requirements for the warehouse management system include: 1) Each warehouse requires a unique identifier, an address, and a capacity limit to manage the physical space available for storing cargo. 2) Loaders, who facilitate the loading and unloading of cargo, are identified by a unique number and their contact details, such as name and phone number, are necessary for coordination and communication purposes. 3) Cargo must be identified by an ID and name to accurately track and categorize the goods within the system. 4) Each inbound and outbound task must capture all associated details, including warehouse number, loader information, cargo information, quantity, and time, to maintain a comprehensive record of all activities. 5) The system must support real-time monitoring of warehouse conditions and evaluate the performance of warehouses and loading/unloading tasks, necessitating real-time data processing and analysis capabilities.

Figure 8: The profile and output of Product manager.



## Conceptual Model Designer

### ## Profile

You are an expert in building database entity-relationship models.

Objective:

Completely based on the requirements analysis report, define the entity sets, attributes of entity sets, relationships between entity sets, attributes of relationships, and mapping cardinality to build a database entity-relationship model.

Knowledge:

1. Identify entity sets and attributes of entity sets ...
2. Identify relationship sets and attributes of relationship sets ...
3. Identify mapping cardinality ...

Please adhere to the following guidelines:

1. Entity sets are represented by rectangles in the entity-relationship model. ...
2. All entity sets (rectangles) must be connected to relationship sets (diamonds).
3. Convert all relationship sets to binary relationship sets.

...

### ## Conceptual Model

# final answer

Entities:

- Warehouse: Attributes → Warehouse Number (unique identifier), Address, Capacity
- Loader: Attributes → Number (unique identifier), Name, Phone Number
- Cargo: Attributes → ID (unique identifier), Name

Relationships:

- Inbound Task: connects Warehouse, Loader, Cargo
  - Attributes: Quantity, Time
- Mapping: Loader loads Cargo into a Warehouse
- Outbound Task: connects Warehouse, Loader, Cargo
  - Attributes: Quantity, Time
- Mapping: Loader unloads Cargo from a Warehouse

Figure 9: The profile and output of Conceptual model designer.



## Conceptual Model Reviewer

### ## Profile

You are a reviewer of the conceptual model of a database, and you will judge whether the current latest conceptual model meets its constraints.

Specifically,

For the conceptual model, you have some evaluation criteria described in the form of pseudocode.

You should use the final answer in the JSON format from the conceptual designer as the input of the pseudocode and deduce the output result after the pseudocode is run. You should write modification opinions and conclusions based on the output result.

The pseudocode is as follows:

```
```python
FUNCTION ValidateData(json_data):
    # Extract Entity Set and Relationship Set from JSON data
    entity_sets = json_data['output']['Entity Set']
    relationship_sets = json_data['output']['Relationship Set']
    # Step 1: Validate Relationship Set
    FOR relationship_name, relationship_details IN relationship_sets:
        # 1.1 Check if relationship attributes do not contain IDs
        IF ContainsID(relationship_details['Relationship Attribute']):
            PRINT "Relationship set " + relationship_name + " is not standardized: Attributes should not contain IDs."
        # 1.2 Check if the proportional relationship type is valid
        IF NOT IsValidProportionalRelationship(relationship_details['Proportional Relationship']):
            PRINT "Relationship set " + relationship_name + " has an invalid proportional relationship type."
    ...
```
```

If the conceptual design does not meet these constraints, please send your suggestions ...

### ## Review Report

Evaluation result: Approve,

Pseudocode output: Validation completed,

Revision suggestion: The previous misunderstanding has been resolved. The conceptual design now correctly reflects that relationship attributes do not contain any entity IDs. The attributes for 'Inbound Task' and 'Outbound Task' have been checked, and they only include 'Quantity' and 'Time', which are suited for this model. No further changes are needed.

Figure 10: The profile and output of Conceptual model reviewer.



## Logical Model Designer

### ## Profile

You are an expert in building database logical models.

Goal:

Obtain a database relational schema that conforms to the third normal form based on the conceptual design of the database.

Each schema contains primary keys, attributes, and foreign keys.

Knowledge:

1. When the mapping cardinality of a relationship is one-to-many or many-to-one, the relationship will be merged into the entity set. The primary key of the entity at the 'one' end of the relationship and the attributes of the relationship will be added to the attributes of the 'many' end, ...

Constraints:

You will follow my plan exactly:

1. Identify functional dependencies in all entity sets: Analyze the functional dependencies in all entity sets based on the conceptual designer's results and the QA engineer's feedback. This step is critical and should be carefully carried out in conjunction with the requirements analysis.

2. Primary key validation for entity sets: Use the provided tool to identify the primary keys of all entity sets in the conceptual model. If any entity set lacks a primary key, the conceptual design is deemed invalid. Abort the task and report the error to the conceptual model designer.

...

### ## Logical Model

```
```python
```

```
"Warehouse": {
  "Attribute": ["Warehouse Number", "Address", "Capacity"],
  "Primary key": ["Warehouse Number"]
},
"Loader": {
  "Attribute": ["Loader Number", "Name", "Phone Number", "Warehouse Number"],
  "Primary key": ["Loader Number"],
  "Foreign key": {
    "Warehouse Number": {"Warehouse": "Warehouse Number"}
  }
},
"Cargo": {
  "Attribute": ["Cargo ID", "Name"],
  "Primary key": ["Cargo ID"]
},
"Task": {
  "Attribute": ["Warehouse Number", "Loader Number", "Cargo ID", "Quantity", "Time"],
  "Primary key": ["Warehouse Number", "Loader Number", "Cargo ID", "Time"],
  "Foreign key": {
    "Warehouse Number": {"Warehouse": "Warehouse Number"},
    "Loader Number": {"Loader": "Loader Number"},
    "Cargo ID": {"Cargo": "Cargo ID"}
  }
}
}
}
...`
```

Figure 11: The profile and output of Logical model designer.



## QA Engineer

### ## Profile

You are a quality assurance expert in database design.

Goal:

Generate test data. According to the requirements analysis, you will generate 10 sets of test data, each of which includes specific values for four operations: insert, delete, query, and update. At this stage, you are not aware of the outcome of the database logic design.

Knowledge:

Entity integrity requires that there must be a primary key in each schema, and all fields that serve as primary keys must have unique and non-null values. ...

For example, you can generate test data based on the requirements for the relationship between students and majors:

1. Insert operation:

- (1) Insert major information, including software engineering, computer science, network security and Internet of Things.
- (2) Insert a student with student number 12345 and name Zhang San, who is 21 years old and majors in Internet of Things.
- (3) Insert a student with student number...

Constraints:

Your test cases must consider aspects such as entity integrity, referential integrity, etc.

...

### ## Test Case

```
```python
```

```
"Insert Test Case": [  
    "Insert a new warehouse with warehouse number W001, address '123 Warehouse St.', and capacity 5000.",  
    "Insert a new loader with number L001, name 'John Doe', phone '555-0101', assigned to warehouse W001.",  
    "Insert a new cargo with ID C001, and name 'Electronics'.",  
    "Insert an inbound task with warehouse number W001, loader number L001, cargo ID C001, quantity 100, and time '2023-10-11 10:00:00'.",  
"Update Test Case": [  
    "Update the capacity of warehouse W001 to 6000.",  
    "Update the phone number of loader L001 to '555-0202'.",  
    "Update the quantity of the task with warehouse W001, loader L001, cargo ID C001, time '2023-10-11 10:00:00' to 150.",  
"Query Test Case": [  
    "Query the total capacity of all warehouses.",  
    "Query all loaders assigned to warehouse W001.",  
    "Query all tasks related to cargo ID C001."],  
    ...  
    ]
```

```
```
```

Figure 12: The profile and output of QA Engineer.



## Executor

### ## Profile

You are a database expert. You can understand database operations described in natural language and judge whether the current schemas can meet the operational requirements.

If the current schema cannot pass your test, the design is unreasonable, and you need to send the error report to the person in charge who can solve the problem.

If you think it is reasonable after testing, send the report to the manager.

### ## Execution Report

Evaluation result: Approve, send to product manager.

intuitively check output: The current schema design supports the operations described in the business requirements. It includes entity integrity with primary keys for Warehouse, Loader, and Cargo entities, and supports the recording of inbound and outbound tasks with necessary details. The schemas are designed to handle many-to-many relationships efficiently, allowing real-time monitoring and performance evaluation.

Figure 13: The profile and output of Executor.





## Product Manager (Final Output)

### ## Acceptance report

The proposed schema design and test data uphold the business requirements for the warehouse management system. Database design aligns with project demands by enabling correct data storage, querying, and updating, while ensuring data integrity, consistency, and security.

```
``python
schema: {
  "Warehouse": {
    "Attribute": ["Warehouse Number", "Address", "Capacity"],
    "Primary key": ["Warehouse Number"]},
  "Loader": {
    "Attribute": ["Loader Number", "Name", "Phone Number", "Warehouse Number"],
    "Primary key": ["Loader Number"],
    "Foreign key": {
      "Warehouse Number": {"Warehouse": "Warehouse Number"}}},
  "Cargo": {
    "Attribute": ["Cargo ID", "Name"],
    "Primary key": ["Cargo ID"] },
  "Task": {
    "Attribute": ["Warehouse Number", "Loader Number", "Cargo ID", "Quantity", "Time"],
    "Primary key": ["Warehouse Number", "Loader Number", "Cargo ID", "Time"],
    "Foreign key": {
      "Warehouse Number": {"Warehouse": "Warehouse Number"},
      "Loader Number": {"Loader": "Loader Number"},
      "Cargo ID": {"Cargo": "Cargo ID"}}}}
...

```

Figure 14: The output logic schema.

## CoT Prompt (Final Output)

## CoT Prompt

Example 1:

requirement: A university needs a student course selection management system ...

answer: {

"Thinking Step": "Step 1: Identify key entities from the requirement. The entities are Student, Department, Course, and Course Selection., Step 2: Define attributes for each entity. ... . Step 3: Define primary keys for each table. For Student, the primary key is ID. For Department, the primary key is ID. For Course, the primary key is Number. For Course Selection, the composite primary key is Student ID and Course Number. Step 4: Establish foreign key relationships. The Student table has a foreign key to the Department table. .... Step 5: Normalize the database to avoid redundancy. Dormitory Address is stored in the Department table, as all students in the same department share the same address. .... Step 6: Consider how to handle course popularity prediction. Course popularity can be derived from the Course Selection table by counting the number of students enrolled in each course, although it's not explicitly stored in the schema. "

"Schema": ...

}

Example 2: ...

You are a database design expert. You need to come up with database schemas that meet the requirements provided.

Requirement: {question}

Let's solve this problem step by step to ensure that we get the correct answer.

Constraints: ...

Knowledges: ...

```
```python
```

```
{  
  "Thinking Step": "To create the database schema, we first need to identify the entities and their attributes. The main entities here are Warehouse and Loader. Additionally, the tasks (inbound and outbound) form a relationship that involves both entities, as well as additional information such as cargo name, quantity, and time. We need to ensure that the schema supports real-time monitoring and performance evaluation, so these tasks should be modeled accurately.",
```

```
  "schema": {
```

```
    "Warehouse": {
```

```
      "Attribute": ["Warehouse Number", "Address", "Capacity"],
```

```
      "Primary key": ["Warehouse Number"],
```

```
    "Loader": {
```

```
      "Attribute": ["Loader Number", "Name", "Phone Number"],
```

```
      "Primary key": ["Loader Number"],
```

```
    "Task": {
```

```
      "Attribute": ["Task ID", "Warehouse Number", "Loader Number", "Cargo Name", "Quantity", "Time"],
```

```
      "Primary key": ["Task ID"],
```

```
      "Foreign key": {"Warehouse Number": {"Warehouse": "Warehouse Number"}, "Loader Number":
```

```
        {"Loader": "Loader Number"}}}
```

```
    }
```

```
  }
```

```
```
```

Figure 15: The output from few-shot CoT prompt setting based on the User Input.

## Direct Prompt (Final Output)

## Direct Prompt

Example 1:

requirement: A university needs a student course selection management system ...

```
"schema": {
  "Student": {
    "Attributes": ["ID", "Name", "Age", "Department"],
    "Primary key": ["ID"]
    "Foreign key": {"Department": {"Department": "ID"}},
    "Department": {
      "Attributes": ["ID", "Name", "Dormitory Adress"],
      "Primary key": ["ID"]},
    "Course": {
      "Attributes": ["Number", "Credits", "Lecturer", "Class Time"],
      "Primary key": ["Number"]
    }, ...
  }, ...
}
```

Example 2: ...

You are a database design expert. You need to come up with database schemas that meet the requirements provided.

Requirement: {question}

Constraints: ...

Knowledges: ...

```
```python
{
"schema": {
  "Warehouse": {
    "Attribute": ["Warehouse Number", "Address", "Capacity"],
    "Primary key": ["Warehouse Number"],
  "Loader": {
    "Attribute": ["Loader Number", "Name", "Phone Number"],
    "Primary key": ["Loader Number"],
  "Task": {
    "Attribute": ["Task ID", "Warehouse Number", "Loader Number", "Cargo Name", "Quantity", "Time"],
    "Primary key": ["Task ID"],
    "Foreign key": {"Warehouse Number": {"Warehouse": "Warehouse Number"}, "Loader Number":
      {"Loader": "Loader Number"}}}}}
}
```
```

Figure 16: The output from few-shot direct prompt setting based on the User Input.