

Trajectory Planning for Automated Driving using Target Funnels

Benjamin Bogenberger¹, Johannes Bürger², and Vladislav Nenchev³

Abstract—Self-driving vehicles rely on sensory input to monitor their surroundings and continuously adapt to the most likely future road course. Predictive trajectory planning is based on snapshots of the (uncertain) road course as a key input. Under noisy perception data, estimates of the road course can vary significantly, leading to indecisive and erratic steering behavior. To overcome this issue, this paper introduces a predictive trajectory planning algorithm with a novel objective function: instead of targeting a single reference trajectory based on the most likely road course, tracking a series of target reference sets, called a target funnel, is considered. The proposed planning algorithm integrates probabilistic information about the road course, and thus implicitly considers regular updates to road perception. Our solution is assessed in a case study using real driving data collected from a prototype vehicle. The results demonstrate that the algorithm maintains tracking accuracy and substantially reduces undesirable steering commands in the presence of noisy road perception, achieving a 56% reduction in input costs compared to a certainty equivalent formulation.

I. INTRODUCTION

In recent years, car manufacturers have introduced increasingly sophisticated Advanced Driver Assistance Systems (ADASs), including hands-off driving, automatic lane changing and highly automated highway driving. However, many driving situations remain challenging because of the uncertainty in the vehicle’s perceived environment. In this work we focus on perception uncertainties of the road course, which may be caused by the limited accuracy of map data or by limitations of the sensory input (e.g. camera). In self-driving applications of Model Predictive Control (MPC), snapshots of a continuously updated road course are passed on as a reference to an optimization-based trajectory planner which computes optimal control actions for the Ego Vehicle (EV). The reference trajectory is often obtained by reducing probabilistic road information to the most likely realization [1], [2]. However, large updates of the most likely road course may cause indecisive and erratic steering behavior.

The problem setup bears similarities to classical robust and stochastic MPC formulations [3], [4], [5]. In these areas of research, uncertainty is typically introduced as either additive or multiplicative variations in the system model, with a primary focus on establishing control-theoretic properties such as robust stability [6] and recursive feasibility [7]. This is often achieved by minimax predictive control that

optimizes the performance of the system with respect to the worst-case scenario [8]. In [9], [10] specific applications of Stochastic Model Predictive Control (SMPC) to autonomous vehicles are considered in which the system model is uncertain. Additionally, uncertainty propagation is used to improve performance and feasibility in SMPC-based approaches for autonomous racing [11]. Optimization can also be carried out across the entire uncertainty space in an event-driven manner to enable robot exploration and control [12]. In contrast, in this paper we consider an uncertain reference trajectory derived from the measured road course. Previous work in process applications has addressed uncertain references within a known set [13], [14], where the system is controlled to a steady-state inside a given set by introducing an artificial steady-state and by penalizing the distance between the planned state and the artificial steady-state. In [15], an MPC tracking is proposed for time-invariant nonlinear systems in the presence of a bounded disturbance that ensures that the state evolves in a prescribed performance funnel. Similarly, real-time motion plans that ensure safety despite environmental uncertainties were generated for a robot by pre-computing a library of funnels that define safe state boundaries during execution [16]. However, the approach cannot be applied directly to automated driving, as it requires computing safe sets for the entire road network.

The main contributions of this paper include a probabilistic formulation of an MPC problem with an uncertain reference trajectory, its approximation as a Quadratic Programming (QP) problem using a target funnel that enables efficient computation in production systems with limited resources, and demonstrates its application to automated driving. Specifically, we focus on tracking a series of target reference sets defined at each point along the planning horizon, rather than relying on a single reference trajectory (i.e., a sequence of reference points). Intuitively, this implies that within the target funnel there is no preferred state, which enhances the system’s robustness to fluctuations in the road course. The provided case study demonstrates that variations in the input commands of a lateral motion planner are significantly reduced, thus improving comfort of the resulting automated driving system without compromising tracking accuracy and safety. While our emphasis is on lateral trajectory planning, the approach is similarly applicable to longitudinal trajectory planning, where the uncertain reference trajectory is derived from a leading vehicle motion prediction. Although the paper focuses on uncertainty in the tracking cost – due to its most direct impact on planning performance in practice – it is readily possible to extend the formulation by robust or stochastic constraints. In addition

¹B. Bogenberger is with Technical University of Munich (TUM), Munich, Germany (corresponding author) benjamin.bogenberger@tum.de

²J. Bürger is with BMW Group, Munich, Germany johannes.buerger@bmw.de

³V. Nenchev is with the Institute of Embedded Systems, University of the Bundeswehr Munich, 85579 Neubiberg, Germany. vladislav.nenchev@unibw.de

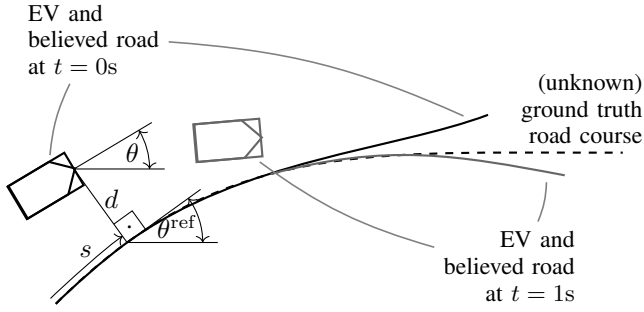


Fig. 1. The EV in Frenet coordinates (shown are position s , absolute orientation θ , and lateral displacement d perpendicular to the reference with tangent angle θ^{ref}) and the EV's estimated road courses at times $t = 0\text{s}$ and $t = 1\text{s}$. Novel sensor information leads to updated road course estimates in between the two time steps, which can result in indecisive steering behavior. The road courses estimates are less accurate to the ground truth at greater distances.

to the considered lane-keeping example, many real-world systems can utilize sensors to anticipate external signals in advance. Therefore, it can be expected that the proposed approach is applicable to a wide range of cyber-physical systems.

This paper is structured as follows: First, the problem statement is provided, and the stochastic Optimal Control Problem (OCP) is formulated (Sec. II). Then, the trajectory planning algorithm using target funnels in the objective function is presented (Sec. III). Finally, in Sec. IV the approach is evaluated and compared with a baseline method for a lateral trajectory planner for automated driving using real data, followed by a discussion, and conclusions (Sec. V).

Notation. The state and input at time $k \in \mathbb{Z}$ are denoted by $x_k \in \mathbb{R}^n$ and $u_k \in \mathbb{R}^m$, respectively. The stacked trajectory from time k to $k + N$ is $x_{[k, k+N]} := (x_k^\top \ x_{k+1}^\top \ \dots \ x_{k+N}^\top)^\top$. Furthermore, we use $\cdot_{k+i|k}$ to express the i -step prediction of \cdot given all the information available at time k , i.e., $x_{k+i|k}$ and $u_{k+i|k}$ are the predicted state and input, respectively. Analogously, we use $x_{[k, k+N]|k}$ to denote a predicted trajectory. The expected value is given by $\mathbf{E}[\cdot]$. The probability of event A is $\mathbf{P}(A)$. The element-wise p -th quantile of random the variable x is $x_{(p)} = \min\{z_1, \dots, z_n\} : (\mathbf{P}(x_1 \leq z_1), \dots, \mathbf{P}(x_n \leq z_n)) \geq p\}$.

II. PROBLEM STATEMENT

We consider a vehicle model according to [1], based on a linear approximation of the vehicle dynamics in Frenet coordinates, as illustrated in Fig. 1. While vehicle dynamics are in general nonlinear [17], it is possible to derive a linear approximation using contraction in Frenet coordinates [1]. This contraction involves two assumptions:

Assumption 1. *A small angle difference $\theta - \theta^{\text{ref}}$ between EV heading and road tangent, and a small ratio between lateral displacement and reference curve radius $\frac{d}{r^{\text{ref}}} \ll 1$ are assumed.*

The resulting simplified dynamics are

$$\dot{d} = v(\theta - \theta^{\text{ref}}), \quad (1a)$$

$$\dot{\theta} = v\kappa, \quad (1b)$$

where v and κ denote the longitudinal velocity and curvature, respectively. The motion planning problem is divided into two sequential planning tasks: one in the longitudinal direction and the other in the lateral direction. During this process, one direction is fixed while the other is planned.

Assumption 2. *As our focus is on lateral motion planning, we assume that the longitudinal state trajectory is predetermined and consider it as a known time-varying signal, as discussed in [1].*

The state for lateral motion planning contains the lateral displacement d , the absolute heading angle θ , the curvature κ , and the derivative of the curvature with respect to time, i.e., $x = [d, \theta, \kappa, \dot{\kappa}]^\top \in \mathbb{R}^4$, and the control input $u_k \in \mathbb{R}$ is the second time derivative of the curvature (to allow for smooth steering). We discretize the lateral dynamics (1b) using the sampling time $T_s > 0$ [1] and thus obtain

$$x_{k+1} = f_k(x_k, u_k, w_k) = \mathbf{A}_k x_k + \mathbf{B}_k u_k + \mathbf{D}_k w_k, \quad (2)$$

$$\mathbf{A}_k = \begin{pmatrix} 1 & v_k T_s & \frac{1}{2} v_k^2 T_s^2 & \frac{1}{6} v_k^2 T_s^3 \\ 0 & 1 & v_k T_s & \frac{1}{2} v_k T_s^2 \\ 0 & 0 & 1 & T_s \\ 0 & 0 & 0 & 1 \end{pmatrix},$$

$$\mathbf{B}_k = \begin{pmatrix} \frac{1}{24} v_k^2 T_s^4 \\ \frac{1}{6} v_k T_s^3 \\ \frac{1}{2} T_s^2 \\ T_s \end{pmatrix}, \quad \mathbf{D}_k = \begin{pmatrix} -v_k T_s \\ 0 \\ 0 \\ 0 \end{pmatrix}.$$

For a safe operation of the EV the state x_k and input u_k are constrained to the sets \mathbb{X} and \mathbb{U} , respectively. The disturbance $w_k = \theta_k^{\text{ref}}$ (being equal to the absolute tangent angle of the road course provided by a perception module) follows from (1a). It expresses how the lateral displacement depends on the angle error $\theta - \theta^{\text{ref}}$. This disturbance acts as an uncertain reference for the system dynamics.

A. Uncertain Reference and Disturbance

The lateral reference trajectory is determined by the center line of the current lane and the longitudinal trajectory. In accordance with the lateral state definition the reference $R_k \in \mathbb{R}^n$ is defined as

$$R_k = (d_k^{\text{ref}} \ \theta_k^{\text{ref}} \ \kappa_k^{\text{ref}} \ \dot{\kappa}_k^{\text{ref}})^\top, \quad (3)$$

where the desired lateral displacement d^{ref} is zero as we consider only cases where the EV should drive in the lane center. However, the ground truth road course is not perfectly known. At each time step k only an uncertain preview of the upcoming road is available. This preview is referred to as the road belief. This belief can be represented by a conditional Probability Density Function (PDF) describing the knowledge about the road course at $i \geq 0$ steps in the future given all the information available at the current time instance k : The most likely believed road is represented by the expectation and the confidence in that belief is

represented by the distribution. We denote this PDF by $b_{k+i|k} : \mathbb{R}^n \mapsto [0, \infty)$ and use

$$b_{[k,k+N]|k} : \mathbb{R}^{(N+1)n} \mapsto [0, \infty) \quad (4)$$

for the belief PDF of the road course from step k to step $k+N$ (i.e., $R_{[k,k+N]}$ the sequence of road courses over the planning horizon). In the following we use $R_{k+i|k}$ and $R_{[k,k+N]|k}$ to denote the random variables distributed according to $b_{k+i|k}$ and $b_{[k,k+N]|k}$, respectively.

B. Stochastic Control Problem

Combining the vehicle model (2), the state constraints, and the reference belief (4) yields the SMPC problem

$$\underset{u_{[k,k+N-1]|k}}{\operatorname{argmin}} \sum_{i=0}^N \|x_{k+i|k} - R_{k+i|k}\|_{\mathbf{Q}}^2 + \sum_{i=0}^{N-1} \|u_{k+i|k}\|_{\mathbf{R}}^2 \quad (5a)$$

$$\text{s.t. } x_k|k = x_k^p \quad (5b)$$

$$x_{k+i+1|k} = f_{k+i}(x_{k+i|k}, u_{k+i|k}, e_2^T R_{k+i|k}) \quad (5c)$$

$$i \in [0, N-1]$$

$$x_{k+i|k} \in \mathbb{X} \quad i \in [0, N] \quad (5d)$$

$$u_{k+i|k} \in \mathbb{U} \quad i \in [0, N-1] \quad (5e)$$

$$R_{[k,k+N]|k} \sim b_{[k,k+N]|k} \quad (5f)$$

with standard basis vector e_2 . \mathbf{Q} and \mathbf{R} are positive semidefinite and positive definite matrices, respectively, and x_k^p denotes the initial state at a given time instant k . The OCP (5) is stochastic due to the presence of the random variable in (5f). The Certainty Equivalent Controller (CEC) [18] is an established approach for converting a stochastic OCP to a deterministic OCP and is considered as a baseline for comparison in this paper. While (5) incorporates a reference trajectory, we interpret it as a planning problem with an emphasis on the tracking aspect. This perspective allows for the straightforward integration of additional objectives, such as obstacle avoidance as demonstrated in [1].

C. Certainty Equivalent Control Problem

The baseline CEC is based on an approximation of OCP (5) by replacing all stochastic variables with their expected values. The substitution of $R_{k+i|k}$ with $\mathbb{E}[R_{k+i|k}]$ leads to a deterministic OCP with nominal state $z_{k+i|k} = \mathbb{E}[x_{k+i|k}]$, which can be formulated as a QP problem.

III. UNCERTAINTY DEPENDENT TARGET FUNNELS

In this section, we introduce a novel solution to the SMPC (5). Unlike the CEC approach, which directly penalizes the distance to the expected value of the reference trajectory, we propose an alternative objective function that penalizes the distance relative to a target funnel (a time-varying set). This approach allows us to incorporate the uncertain information represented by the expected reference trajectory $\mathbb{E}[R_{[k,k+N]|k}]$, while decreasing the sensitivity to fluctuations in that reference.

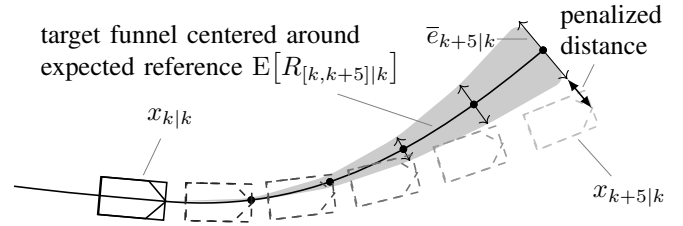


Fig. 2. The uncertainty dependent Target Funnel approach: The EV at $x_k|k$, the expectation of its belief reference and an exemplary motion plan (dashed) are shown. The black dots depict the discretization points/times. The gray area illustrates the target funnel whose size \bar{e} corresponds to the belief's uncertainty (only lateral displacement dimension is shown).

The target funnel is constructed such that at prediction steps i with high confidence beliefs the target funnel cross sections are small while at prediction steps with low confidence beliefs the target funnel cross sections are large. In Fig. 2 this target funnel is depicted by the gray area and the penalized distance at prediction instance 5 between a possible plan and the funnel is shown by the black arrow. All states within the target funnel are equally desirable for the motion of the automated driving vehicle. First, we show how the objective function can be modified to penalize the distance to a target funnel.

A. Penalizing the Distance to a Set

The target funnel $\mathcal{R}_{[k,k+N]|k}$ can be interpreted as a sequence of target reference sets $\mathcal{R}_{k+i|k}$ each centered on a specific point on the nominal reference trajectory $z_{k+i|k}$. Additionally, the target funnel itself is time varying (i.e., it will vary from one time instant k to the next depending on updated information about the road course). We propose to modify the objective (5a) such that it minimizes the squared euclidean distance between state trajectory and a hyperrectangular set $\mathcal{R}_{[k,k+N]|k}$. This distance is given by

$$\min_{r \in \mathcal{R}_{[k,k+N]|k}} \|z_{[k,k+N]|k} - r\|^2, \quad (6)$$

rather than by the distance between the nominal state trajectory $z_{[k,k+N]|k} \in \mathbb{R}^{(N+1)n}$ and the reference trajectory $r_{[k,k+N]|k} \in \mathbb{R}^{(N+1)n}$, given by $\|z_{[k,k+N]|k} - r_{[k,k+N]|k}\|^2$.

Definition 1. Let us define the target funnel as a hyperrectangular set

$$\mathcal{R}_{[k,k+N]|k} = \{r \in \mathbb{R}^{(N+1)n} : |r - C_{[k,k+N]|k}| \leq \frac{\bar{e}_{[k,k+N]|k}}{2}\} \quad (7)$$

with center $C_{[k,k+N]|k} \in \mathbb{R}^{(N+1)n}$ and edge lengths $\bar{e}_{[k,k+N]|k} \in \mathbb{R}^{(N+1)n}$, whose derivation will be discussed in the next section.

Inserting (7) into (6) yields

$$\min_{r_{[k,k+N]|k}} \sum_{i=0}^N \|z_{k+i|k} - r_{k+i|k}\|^2 \quad (8)$$

$$\text{s.t. } |r_{[k,k+N]|k} - C_{[k,k+N]|k}| \leq \frac{\bar{e}_{[k,k+N]|k}}{2},$$

where we use the fact that $\mathcal{R}_{[k,k+N]|k}$ is a hyperrectangle. In order to apply the target funnel to the original SMPC (5), we determine the target funnel parameters in the following.

B. Target Funnel Definition

To apply the concept of a tracking cost function using a target funnel as defined in (8), the target funnel will be defined based on the road belief. Specifically, we select the edge lengths of the funnel such that it contains the $\rho\%$ most likely realizations of the stochastic tracking error $e_{k+i|k} = x_{k+i|k} - R_{k+i|k}$ (in an element-wise sense). The parameter $\rho \in [0, 1)$ therefore determines how far the funnel extends outwards from the expected reference.

For normally distributed environment beliefs this corresponds to the case that the target funnel is centered on the expected reference trajectory

$$C_{[k,k+N]|k} = \mathbb{E}[R_{[k,k+N]|k}], \quad (9a)$$

and the widths $\bar{e}_{k+i|k}$ of the target funnel are defined by

$$\bar{e}_{k+i|k} = e_{k+i|k,(\frac{1}{2}+\frac{\rho}{2})} - e_{k+i|k,(\frac{1}{2}-\frac{\rho}{2})} \quad 0 \leq \rho < 1, \quad (9b)$$

where $\cdot_{(p)}$ denotes the element-wise p -th quantile. For $\rho = 0$ the target funnel width is zero and the objective function equals the CEC objective function, for $\rho \rightarrow 1$ the funnel size approaches infinity which implies that the tracking cost tends to zero. Note that, while the tracking error $e_{k+i|k}$ itself depends on the input, the width $\bar{e}_{k+i|k}$ depends only the variance of the reference trajectory.

C. Optimal Control Problem based on Target Funnels

We now consider the SMPC (5) with two modifications: crucially, we first apply the definition of the target funnel (8) to the objective function, and, secondly, we consider a nominal evolution of the model dynamics (similarly to the CEC). The proposed trajectory planning method based on a target funnel can thus be stated as:

$$\underset{u_{[k,k+N-1]|k}}{\operatorname{argmin}} \quad \min_{r_{[k,k+N]|k}} \sum_{i=0}^N \|z_{k+i|k} - r_{k+i|k}\|_{\mathbf{Q}}^2 + \sum_{i=0}^{N-1} \|u_{k+i|k}\|_{\mathbf{R}}^2 \quad (10a)$$

$$\text{s.t. } |r_{[k,k+N]|k} - \mathbb{E}[R_{[k,k+N]|k}]| \leq \frac{\bar{e}_{[k,k+N]|k}}{2} \quad (10b)$$

$$z_{k|k} = x_k^p \quad (10c)$$

$$z_{k+i+1|k} = f_{k+i}(z_{k+i|k}, u_{k+i|k}, e_2^T \mathbb{E}[R_{k+i|k}]) \quad i \in [0, N-1] \quad (10d)$$

$$z_{k+i|k} \in \mathbb{X} \quad i \in [0, N] \quad (10e)$$

$$u_{k+i|k} \in \mathbb{U} \quad i \in [0, N-1] \quad (10f)$$

$$R_{[k,k+N]|k} \sim b_{[k,k+N]|k} \quad (10g)$$

where (10c)-(10g) follow from (5). This method introduces $(N+1)n$ additional box constrained decision variables compared to the CEC. MPC (10) is deterministic because it relies solely on the expected value of the random variable

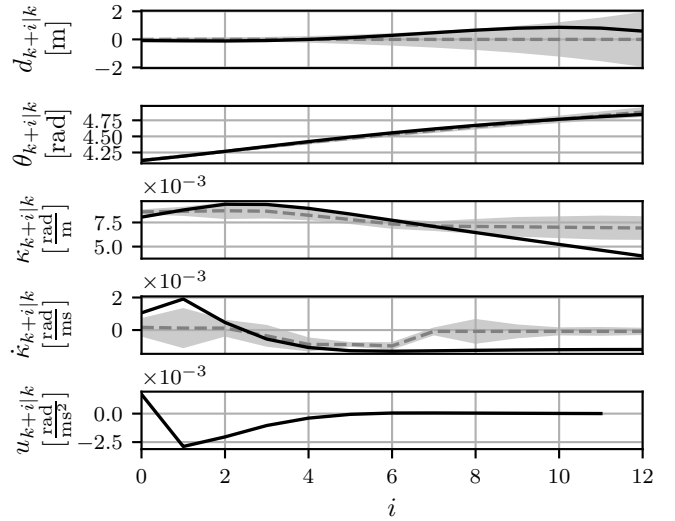


Fig. 3. Exemplary planning step with the target funnel method showing the planned trajectory (black) and the uncertainty dependent target funnel (gray) (in scenario *tight-highway-entry*).

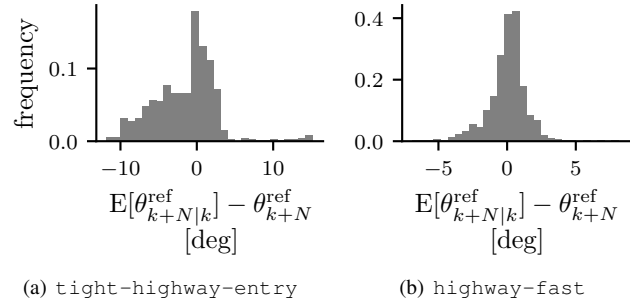


Fig. 4. Histograms over all time steps k of the estimation error of the road tangent angle at the end of the prediction horizon.

in (10g), allowing efficient solution as a QP with off-the-shelf solvers. An exemplary target funnel and the resulting planned trajectory are depicted in Fig. 3.

IV. EVALUATION

In this section, we evaluate the proposed planning algorithm that uses target funnels. It is important to note that the primary input – the perceived road course – is generated from real driving data collected during prototype vehicle drives on a test track. The performance metrics are assessed through Closed-Loop (CL) lane-keeping simulations.

A. Scenario Simulation

The simulations are conducted with real driving and perception data obtained from four highway scenarios (approximate velocity noted in parentheses): 1) *tight-highway-entry* ($60 \frac{\text{km}}{\text{h}}$), 2) *large-highway-entry* ($100 \frac{\text{km}}{\text{h}}$), 3) *highway-slow* ($75 \frac{\text{km}}{\text{h}}$) and 4) *highway-fast* ($130 \frac{\text{km}}{\text{h}}$).

To illustrate the uncertainty in the perception data, we show the error distribution between the perceived road tangent angle $\mathbb{E}[\theta_{[k,k+N]|k}^{\text{ref}}]$ and the ground truth tangent angle $\theta_{[k,k+N]|k}^{\text{ref}}$ in Fig. 4. Snapshots of road estimates at two

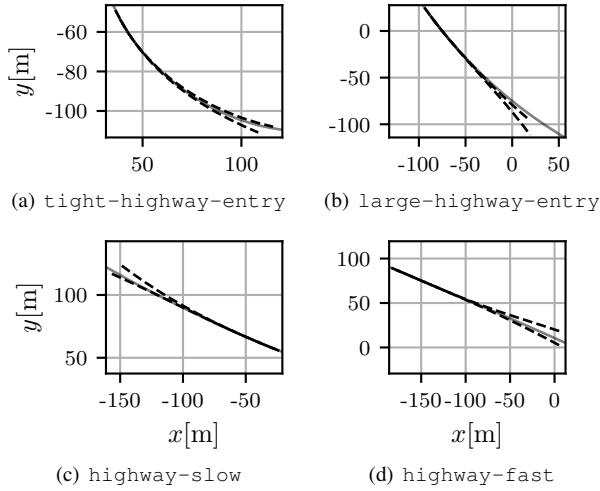


Fig. 5. Perceived road course (dashed) at two consecutive time steps and ground truth road (gray).

consecutive time steps are depicted in Fig. 5 illustrating how the perceived road course varies from one time step to the next.

Algorithm 1 outlines how we reprocess each recorded scenario. Each simulation step consists of: Acquiring the recorded road belief and resampling this belief at positions given by the recorded longitudinal trajectory (lines 3, 4). Then, our proposed MPC (10) is used to generate the lateral plan (line 5) and the simulation is advanced (line 6). Finally, we compute the performance metrics (line 8), which are introduced next.

Algorithm 1 Reprocessing procedure with computation of performance metrics

input: s : Scenario, $x_{[\dots]}^{\text{lon}}$: Recorded longitudinal trajectory, $x_{0|0}$: Initial lateral state

- 1: $K \leftarrow \text{SCENARIOITERATIONS}(s)$
- 2: **for** $k \leftarrow 0$ to $K - 1$ **do**
- 3: $b_{\text{viewrange}|k} \leftarrow \text{PERCEPTION}(x_{k|k}^{\text{lon}}, s)$
- 4: $b_{[k, k+N]|k} \leftarrow \text{RESAMPLE}(b_{\text{viewrange}|k}, x_{[k, k+N]}^{\text{lon}})$
- 5: $x_{[k, k+N]|k}, u_{[k, k+N-1]|k} \leftarrow \text{PLAN}(x_{k|k}, b_{[k, k+N]|k})$
- 6: $x_{k+1|k+1} \leftarrow x_{k+1|k}$
- 7: $R_{k+1} \leftarrow \text{GROUNDTRUTHROAD}(x_{k+1}^{\text{lon}}, s)$
- 8: $\text{COMPUTEMETRICS}(x_{k+1|k+1}, u_{k|k}, R_{k+1})$

Note that we use the planning horizon length $N = 12$ with sampling time $T_s = 0.5s$, the cost weights $\mathbf{Q} = \mathbf{I}$ and $\mathbf{R} = 100$, and the target funnel parameter $\rho = 60\%$. The admissible state and input sets are $\mathbb{X} = \{x_k \in \mathbb{R}^n : |\kappa| \leq 0.02 \frac{\text{rad}}{\text{m}}\}$ and $\mathbb{U} = \{u \in \mathbb{R} : |u| \leq 0.425 \frac{\text{rad}}{\text{ms}^2}\}$, respectively. To investigate the impact of the funnel more explicitly, we disregarded lane boundaries in our problem formulation. In practice, the funnel may be constrained by lane boundaries in the immediate vicinity of the vehicle, where perception quality is typically adequate, and further constraints as in [1] may be

readily integrated to guarantee safety. Constraints may also be slacked to guarantee feasibility.

B. Performance Metrics

In practice, applying the CEC to our problem setting with updated road beliefs at each time step (see Sec. II-C) has resulted in erratic steering movements in the considered driving scenarios. The goal of this work is to reduce these critical variations in the steering actuation compared to the CEC without compromising the tracking accuracy.

We note that the two terms of the stage cost in the Open-Loop (OL) objective function (5a) capture these goals. By evaluating these two terms with the CL trajectory with respect to the ground truth road course and normalizing them over the entire scenario length K we obtain our two metrics:

- The **CL deviation cost** measuring the tracking performance (assuming the ground truth road R_k is known)

$$J^x := \frac{1}{K+1} \sum_{k=0}^K \|x_{k|k} - R_k\|_{\mathbf{Q}}^2, \quad (11a)$$

- the **CL input cost** measuring the steering movements

$$J^u := \frac{1}{K} \sum_{k=0}^{K-1} \|u_{k|k}\|_{\mathbf{R}}^2. \quad (11b)$$

C. Results

Figure 6 shows the mean and standard deviation of the performance metrics over all scenarios. Exemplary sections of the resulting CL trajectory are shown in Fig. 7. Firstly, in both figures we can observe a significant degradation of the CL performance under uncertainty compared to the idealized CEC with ground truth knowledge (black) illustrating the nature of the problem: Oscillating input commands lead to an undesirable driving experience. However, in Fig. 6 we see that the proposed target funnel method reduces the mean CL input cost by 56% compared to the CEC, while improving marginally the tracking performance. Further, the improvements can also be observed in CL trajectory (Fig. 7): the target funnel method prevents large input command spikes (bottom chart, especially at $k \in [100, 120]$), while the resulting state trajectories (top four charts) of the CEC and target funnel approach are very similar.

D. Discussion

As demonstrated in the preceding evaluation, our method adapts well to the current perception uncertainty. Under uncertain road knowledge the planning algorithm based on a target funnel results in significantly less unnecessary and indecisive steering movements compared to the CEC (mean input costs are reduced by up to 56% with marginally improved tracking accuracy). We demonstrated that the reduction in steering movement is visually noticeable in exemplary trajectories, suggesting that its effect would be noticeable for a passenger of the autonomously driving EV. We thus expect that our method improves comfort in the automated vehicle. At the same time computational efficiency is ensured,

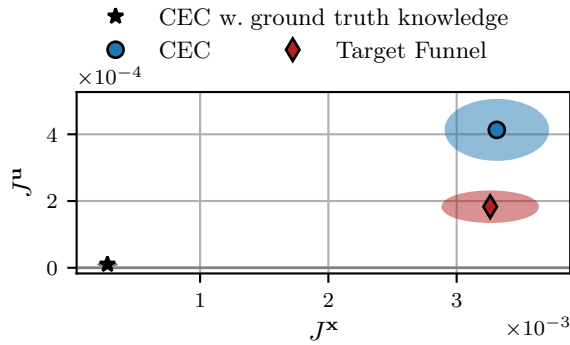


Fig. 6. Mean CL deviation cost and CL input cost over all scenarios. The semi-major/-minor axis of the ellipses are half the standard deviation of the respective metric.

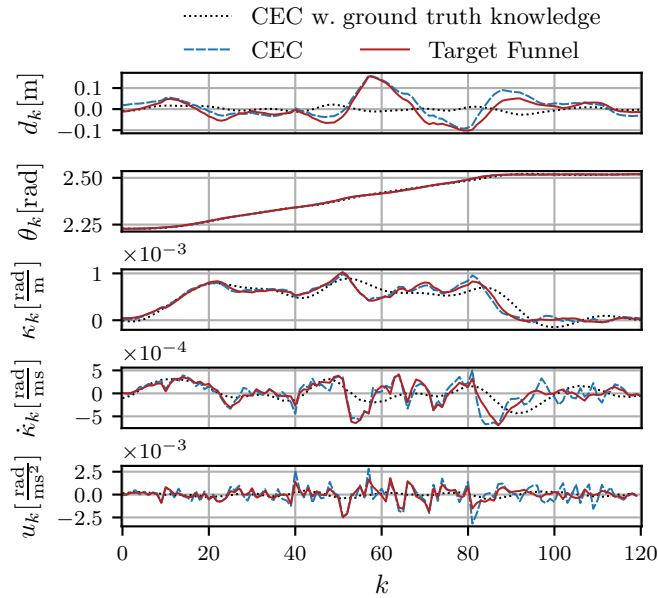


Fig. 7. Exemplary section of the CL trajectories resulting from the different planning methods in the scenario highway-slow.

since only the solution of a QP with moderately increased complexity compared to the CEC is needed. This makes the method deployable for ADAS solutions in production with limited computational performance.

Tuning certainty equivalent MPC is known to be challenging because of the need for robustness against disturbances, an appropriate selection of prediction horizons, and the balancing of various weighting factors. By reducing the effects of disturbances, the proposed method is expected to simplify tuning, particularly in combination with automatic tuning approaches such as [19].

Finally, we envision that our method can be readily applied in other cyber-physical systems, where sensors are used to obtain uncertain limited previews of external signals.

V. CONCLUSION

This paper presented a computationally efficient MPC trajectory planner for automated driving that accounts for road course uncertainty using a target funnel. The method

improves comfort while maintaining tracking performance and safety despite uncertain and continuously updated road information as shown in a case study using real driving data.

Future work will assess the effect on comfort in closed-loop driving in a real vehicle. We also aim to explore uncertainty in state constraints, address theoretical guarantees such as stability, and investigate longitudinal or combined longitudinal/lateral trajectory planning with uncertain references, such as a leading vehicle with perception noise and prediction uncertainty.

REFERENCES

- [1] B. Gutjahr, *Recheneffiziente Trajektorienoptimierung für automatisierte Fahreingriffe*. PhD thesis, KIT, 2019.
- [2] C. Liu, S. Lee, S. Varnhagen, and H. E. Tseng, “Path planning for autonomous vehicles using model predictive control,” in *2017 IEEE Intelligent Vehicles Symposium (IV)*, pp. 174–179, IEEE, 2017.
- [3] A. Mesbah, “Stochastic model predictive control: An overview and perspectives for future research,” *IEEE Control Systems Magazine*, vol. 36, no. 6, pp. 30–44, 2016.
- [4] T. A. N. Heirung, J. A. Paulson, J. O’Leary, and A. Mesbah, “Stochastic model predictive control — how does it work?,” *Computers & Chemical Engineering*, vol. 114, pp. 158–170, 2018.
- [5] B. Kouvaritakis and M. Cannon, *Model predictive control: classical, robust and stochastic*. Advanced textbooks in control and signal processing, Springer, 2016.
- [6] S. Singh, A. Majumdar, J.-J. Slotine, and M. Pavone, “Robust online motion planning via contraction theory and convex optimization,” in *2017 IEEE International Conference on Robotics and Automation (ICRA)*, pp. 5883–5890, 2017.
- [7] A. Liniger and L. Van Gool, “Safe motion planning for autonomous driving using an adversarial road model,” in *Robotics: Science and Systems*, 2020.
- [8] C. A. Hans, V. Nenchev, J. Raisch, and C. Reincke-Collon, “Minimax model predictive operation control of microgrids,” *IFAC Proceedings Volumes*, vol. 47, no. 3, pp. 10287–10292, 2014.
- [9] D. Lenz, T. Kessler, and A. Knoll, “Stochastic model predictive controller with chance constraints for comfortable and safe driving behavior of autonomous vehicles,” in *2015 IEEE Intelligent Vehicles Symposium (IV)*, pp. 292–297, IEEE, 2015.
- [10] A. Carvalho, Y. Gao, S. Lefevre, and F. Borrelli, “Stochastic predictive control of autonomous vehicles in uncertain environments,” in *12th international symposium on advanced vehicle control*, 2014.
- [11] B. Zarrouki, C. Wang, and J. Betz, “A stochastic nonlinear model predictive control with an uncertainty propagation horizon for autonomous vehicle motion control,” in *2024 American Control Conference (ACC)*, pp. 5466–5473, 2024.
- [12] V. Nenchev, C. G. Cassandras, and J. Raisch, “Event-driven optimal control for a robotic exploration, pick-up and delivery problem,” *Nonlinear Analysis: Hybrid Systems*, vol. 30, pp. 266–284, 2018.
- [13] A. Ferramosca, D. Limon, A. Gonzalez, D. Odloak, and E. Camacho, “MPC for tracking target sets,” in *Proceedings of the 48th IEEE Conference on Decision and Control (CDC) held jointly with 2009 28th Chinese Control Conference*, pp. 8020–8025, IEEE, 2009.
- [14] A. Ferramosca, D. Limon, A. H. González, I. Alvarado, and E. F. Camacho, “Robust MPC for tracking zone regions based on nominal predictions,” *Journal of Process Control*, vol. 22, no. 10, pp. 1966–1974, 2012.
- [15] T. Berger, D. Dennstädt, A. Ilchmann, and K. Worthmann, “Funnel MPC for nonlinear systems with relative degree one,” *SIAM Journal on Control and Optimization*, vol. 60, no. 6, pp. 3358–3383, 2022.
- [16] A. Majumdar and R. Tedrake, “Funnel libraries for real-time robust feedback motion planning,” *The International Journal of Robotics Research*, vol. 36, no. 8, pp. 947–982, 2017.
- [17] M. Mitschke and H. Wallentowitz, *Dynamik der Kraftfahrzeuge*. VDI-Buch, Springer Vieweg, 5th ed., 2014.
- [18] D. P. Bertsekas, *Dynamic programming and optimal control. 1*. Athena Scientific, 1995.
- [19] H.-J. Wu, V. Nenchev, and C. Rathgeber, “Automatic parameter tuning of self-driving vehicles,” in *2024 IEEE Conference on Control Technology and Applications (CCTA)*, pp. 555–560, 2024.