

# Fluctuations and Correlations of Local Topological Order Parameters in Disordered Two-dimensional Topological Insulators

Roberta Favata,<sup>1</sup> Nicolas Baù,<sup>1</sup> and Antimo Marrazzo<sup>2</sup>

<sup>1</sup>*Dipartimento di Fisica, Università di Trieste, I-34151 Trieste, Italy\**

<sup>2</sup>*Scuola Internazionale Superiore di Studi Avanzati (SISSA), I-34136 Trieste, Italy<sup>†</sup>*

(Dated: April 1, 2025)

Two-dimensional topological insulators are characterized by an insulating bulk and conductive edge states protected by the nontrivial topology of the bulk electronic structure. They remain robust against moderate disorder until Anderson localization occurs and destroys the topological phase. Interestingly, disorder can also induce a topological phase—known as a topological Anderson insulator—starting from an otherwise pristine trivial phase. While topological invariants are generally regarded as global quantities, we argue that space-resolved topological markers can act as local order parameters, revealing the role of fluctuations and correlations in the local topology under Anderson disorder and vacancies. With this perspective, we perform numerical simulations of disorder-driven topological phase transitions in the Haldane and Kane-Mele models, using supercells with both open and periodic boundary conditions. We find that short-scale fluctuations of topological markers vanish upon coarse-graining, except at the topological phase transition, where their correlation length peaks and large-scale fluctuations remain.

Topological insulators are often discussed as phases of matter that are not characterized by a local order parameter, hence falling outside Landau’s paradigm based on symmetry breaking [1]. In particular, topological invariants are usually defined as global properties of the ground-state wavefunction in reciprocal space: a fundamental example is the Chern number, which can be calculated as the integral of the Berry curvature over the entire Brillouin zone (BZ) and is an integer [2, 3]. The situation is similar even in a more general many-body framework, as the Chern number admits a similar expression where the Bloch wavevectors are replaced by the phase parameters in the boundary conditions [4]: that makes it a global property of the full many-body wavefunction on the torus. In this sense, topological invariants are non-local properties that do not depend on the local details of the system but describe global features that are robust to adiabatic transformations. Their global character is a description of the wavefunction geometry with respect to a closed parameter space, oftentimes the BZ torus. For the sake of simplicity, from now on we restrict the discussion to non-interacting systems in a “mean-field” sense, where the Chern number and other topological invariants are defined in reciprocal space, although our conclusions might be more general. In this case, the non-local character stems from a definition that assumes to deal with systems described by the Bloch theorem, essentially crystals with periodic boundary conditions (PBCs).

However, the use of PBCs is no more than a convenient artifact and real systems are always finite: so it should be (and it is) possible to define topological phases in real space. In addition, the locality (or “nearsightedness” according to Kohn [5]) of the ground-state electronic structure demands not only a real-space description, but a *local* formulation, i.e., solely based on the knowledge of the ground-state in the neighborhood around the region of

interest. Beyond the conceptual motivation, more pragmatic applications loom larger: real materials are never perfect and can be affected by disorder such as defects, while non-crystalline systems—including quasi-crystals [6, 7] and amorphous materials [8–11]—are known to exhibit non-trivial topological phases.

In this work, we argue that local topological markers [12–15] not only allow probing topological phases in non-crystalline materials, but they play the role of *bona fide* local order parameters. We discuss numerical results for topological phase transitions driven by disorder or vacancies, where local topological markers are shown to exhibit meaningful real-space fluctuations and two-point correlations. We demonstrate how the scale of fluctuations and the Chern-Chern correlation length increase as the topological phase transition is approached, which resonates with conventional (non-topological) phase transitions. A proper macroscopic average of the local markers averages out the small-scale fluctuations and returns an integer topological invariant in the thermodynamic limit, essentially performing a coarse-graining procedure similar to decimation [16–20]. While topological invariants describe robust properties of the wavefunction, topological phases admit a description in terms of local order parameters and of their small-scale fluctuations and correlations, providing insights about the physics of disorder-driven topological phase transitions.

Over the years, several approaches have been proposed to calculate topological invariants in non-crystalline systems, a non-exhaustive list includes the switch-function formalism [21–23], methods based on the scattering matrix [24, 25] or on the non-commutative index theorem [26–28], the structural spillage [29], the Bott index [30–32], real-space formulas [33, 34], single-point formulas [35, 36] and local markers [12, 14, 15]; here, we focus and briefly outline the last two approaches, which can

tackle respectively homogeneous and inhomogeneous systems. A popular way to approach the non-crystalline case is to consider large periodic cells such that the sampling of the BZ can be reduced to a single point in reciprocal space, usually the  $\Gamma$  point. In the limit of large supercells, the Chern number can be calculated through single-point formulas as discussed in Ref. [35] for the Chern number and in Ref. [36] for the  $\mathbb{Z}_2$  invariant. Single-point topological numbers are an effective way to probe the topology for non-crystalline systems, including crystals at finite temperature through molecular dynamics, but they lack spatial resolution. Instead, topological markers can probe the topology locally in real space and describe inhomogeneous systems such as topological-trivial superlattices or heterojunctions. Originally, local topological markers were formulated and validated in open boundary conditions (OBCs) [12, 13], where the Chern marker takes the form

$$\mathcal{C}(\mathbf{r}) = -4\pi \text{Im} \langle \mathbf{r} | \mathcal{P}x(\mathbb{I} - \mathcal{P})y | \mathbf{r} \rangle, \quad (1)$$

with  $\mathcal{P}$  the ground-state projector and  $x, y$  the position operators in OBCs. More recently [14], the Chern marker has been formulated also in PBCs, where it can take the form [37]

$$\mathcal{C}(\mathbf{r}) = -\frac{1}{2\pi} \text{Im} \langle \mathbf{r} | [\mathcal{P}_{\mathbf{b}_1}, \mathcal{P}_{\mathbf{b}_2}] \mathcal{P}_\Gamma | \mathbf{r} \rangle. \quad (2)$$

with  $\mathcal{P}_{\mathbf{b}_j} = \sum_{n=1}^{N_{occ}} |\tilde{u}_{n\mathbf{b}_j}\rangle \langle \tilde{u}_{n\mathbf{b}_j}|$  being the ground-state projectors at BZ edge in the single-point limit. The projectors  $\mathcal{P}_{\mathbf{b}_j}$ , where  $\mathbf{b}_j$  are the reciprocal lattice vectors, are expressed in terms of the ‘‘dual’’ states  $|\tilde{u}_{n\mathbf{b}_j}\rangle$  and represent, in the limit of a large supercell, the states obtained by parallel transport:

$$|\tilde{u}_{n\mathbf{b}_j}\rangle = \sum_{m=1}^{N_{occ}} S_{mn}^{-1}(\mathbf{b}_j) e^{-i\mathbf{b}_j \cdot \mathbf{r}} |u_{m\Gamma}\rangle, \quad (3)$$

where we make use of the overlap matrix  $S_{nm}(\mathbf{b}_j) = \langle u_{n\Gamma} | e^{-i\mathbf{b}_j \cdot \mathbf{r}} | u_{m\Gamma} \rangle$  as discussed in Refs. [35, 36]. The local Chern number can then be obtained by calculating the macroscopic average of the Chern markers, either in OBCs (Eq. 1) or PBCs (Eq. 2), essentially taking the trace per unit of area ( $\text{Tr}_A$ ) in a neighborhood around the region of interest. Notably, the trace of the PBC Chern marker over the entire supercell is equal to the single-point Chern number of Ceresoli and Resta [35], as shown in Ref. [14]. Hence, we can study the effect of disorder on topological phases from a more global perspective, by averaging the single-point Chern number  $C_{sp}$  over multiple disorder realizations, and from a local viewpoint through real-space maps of macroscopic averages of the OBC or PBC Chern markers  $\mathcal{C}(\mathbf{r})$ .

Here, we consider the Haldane model [38] on the honeycomb lattice in presence of Anderson disorder [39]; numerical simulations for the Kane-Mele model [40, 41] are

reported in the Supplementary Material [42]. For the pristine case, the nearest-neighbor hopping is real and set to  $t = -4$ , while the second-nearest neighbor hopping is complex with amplitude  $|t_2/t| = 1/4$  and phase  $\phi = -\pi/2$ . Disorder is introduced through a random on-site term with uniform distribution  $w_i \in [-\frac{W}{2}, \frac{W}{2}]$ , where  $W$  is the disorder strength. Single-point invariants and local markers are calculated through the `StrawBerryPy` Python package [43], which is part of the Wannier function software ecosystem [44] and is interfaced to popular tight-binding engines such as `TBmodels` [45, 46] and `PythTB` [47]. In Figure 1, we show results of numerical simulations for the Haldane model as a function of  $W$ , starting from a pristine system with Chern number  $C = 1$  and on-site term  $\Delta/t = 1.25$ : for weak disorder the system is topological, while it becomes trivial ( $C = 0$ ) for larger values, with a rather sharp transition in between. The left-hand panel of Fig. 1 shows the single-point Chern number calculated for large supercells containing respectively 3528 ( $L = 42$ ), 5202 ( $L = 51$ ) and 7200 ( $L = 60$ ) sites; the points and error bars correspond to the average and standard deviation over 300 realizations. While for sufficiently strong disorder amplitudes the density of states becomes gapless, we confirm that the two phases are insulating by calculating the localization length [48]  $\lambda$ , which remains finite and increases near the critical disorder strength (where it is expected that  $\lambda$  diverges with the system size and the critical phase is metallic). In the right-hand panel of Fig. 1, we show the real-space maps of the local Chern number, both in PBCs and OBCs for  $L = 78$  (12168 sites), where the value at each site is calculated by averaging Chern markers over all the primitive cells within a radial cutoff of  $r_c = 20$  (in units of the lattice parameter). Remarkably, even if the disorder amplitude increases to values comparable with the on-site term of the pristine case, the local topology depicts a homogeneous system throughout the transition, except close to the critical point where the single-point Chern number deviates from integer values and real-space fluctuations are strong. In that region, finite-size effects are more visible especially for finite samples: the OBC simulations return rather different topological maps with respect to their PBC counterparts, even if all the on-site terms are equal and only the boundary conditions differ.

Next, we investigate the length scale of the fluctuations of local topological markers. The left-hand panel of Figure 2 shows real-space maps for the Chern number in PBCs computed for increasing cutoff radii (red circles) ranging from  $r_c = 2$  to  $r_c = 30$ , in the topological ( $C_{sp} = 1.0$ ,  $W/t = 5$ ) and trivial ( $C_{sp} = 0.0$ ,  $W/t = 10$ ) phase, as well as close to the topological phase transition ( $C_{sp} = 0.6$ ,  $W/t = 6.5$ ). If the trace is taken over a few sites, the local Chern marker displays fluctuations in all phases, that become very strong close to the phase transition. If we average over larger regions, essentially coarse



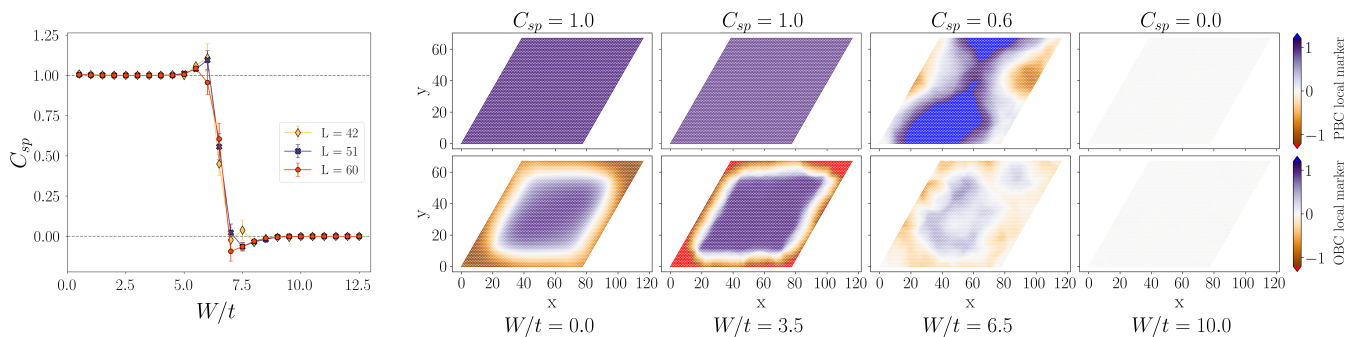


FIG. 1. Topological-to-trivial phase transition driven by Anderson disorder in the Haldane model ( $\Delta/t = 1.25$ ). Left panel: single-point Chern number ( $C_{sp}$ ) calculations as a function of the disorder strength  $W$  [in units of the nearest-neighbor hopping  $t$ ]. Right panel: PBC (top row) and OBC (bottom row) Chern marker maps for the linear size  $L = 78$  (12168 sites) for various values of  $W$ ; the single-point Chern number corresponding to the maps is displayed above. The disordered on-site terms are the same in PBCs and OBCs. The color (gray) scale displays values in  $[-1.2, 1.2]$ , values outside the range are marked in red (lower than  $-1.2$ ) and blue (larger than  $1.2$ ). The presence of disorder induces small-scale fluctuations that are averaged out even for strong disorder amplitudes by coarse graining (a.k.a. macroscopic average), i.e., by taking the trace over the neighborhood sites within a radial cutoff  $r_c = 20$ . Fluctuations increase close to the phase transition, where finite-size effects are sensibly stronger for finite samples.

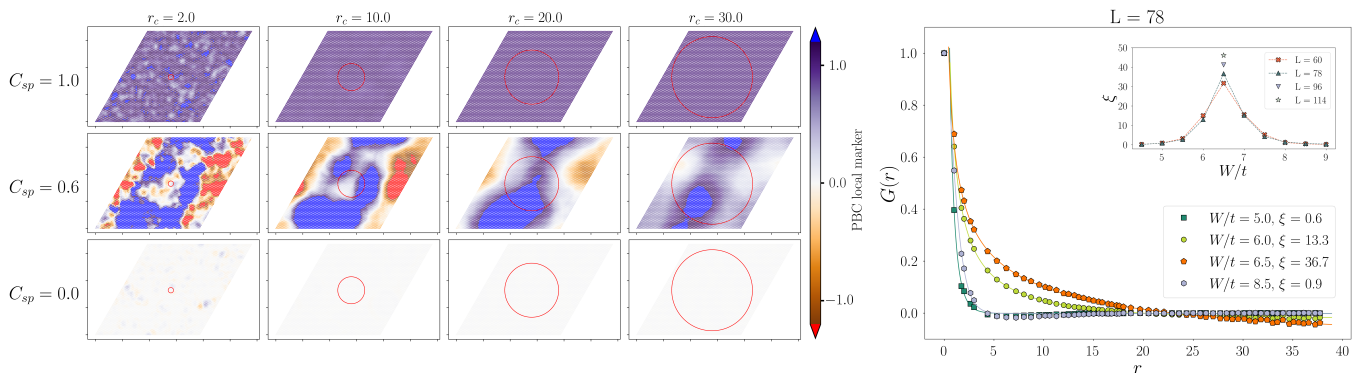


FIG. 2. Macroscopic average and Chern-Chern correlation function. Left panel: PBC Chern marker maps for three different values of the disorder strength  $W/t$ , which correspond to three different values of the single-point Chern number ( $C_{sp} = 1.0$  for  $W/t = 5$ ,  $C_{sp} = 0.6$  for  $W/t = 6.5$  and  $C_{sp} = 0.0$  for  $W/t = 10$ ). Maps are drawn for increasing values of the cutoff  $r_c$  over which the macroscopic average is performed. The cutoff  $r_c$  is marked by the radius of the red circle centered in the middle of the sample. Short-scale fluctuations of the topological marker average out in the topological and trivial phase, while large-scale fluctuations remain at the transition. Right panel: the connected Chern-Chern radial correlation function (Eq. 4) computed at different disorder strengths, averaged over 200 realizations with linear size  $L = 78$ . The correlation length  $\xi$  is obtained by fitting with the Ornstein-Zernike formula (Eq. 6); the inset reports  $\xi$  as a function of  $W/t$  for system sizes  $L = 60$  and  $L = 78$ , additional values for  $L = 96, 114$  are shown at  $W/t = 6.5$  only.

graining the topological markers, short-scale fluctuations disappear both in the topological and trivial phase: already at  $r_c = 10$  these disordered systems appear topologically uniform. On the contrary, sufficiently close to the phase transition we observe large-scale fluctuations that persist even if the macroscopic average is performed over rather large regions (e.g.,  $r_c = 30$ ).

We rationalize these results by studying the real-space correlations between local Chern numbers. We calculate the connected radial Chern-Chern correlation function as

$$G(r) = \langle \mathcal{C}_0 \mathcal{C}_r \rangle_{\text{samples}} - \langle \mathcal{C}_0 \rangle_{\text{samples}}^2, \quad (4)$$

where the mean is taken over  $N_{\text{samples}}$  disorder realiza-

tions. The one and two-point correlations are normalized as

$$\langle \mathcal{C}_0 \mathcal{C}_r \rangle_{\text{samples}} = \left\langle \frac{1}{N_r} \frac{\sum_{i,j} \delta(r - r_{ij}) \mathcal{C}_i^s \mathcal{C}_j^s}{\sigma_s^2} \right\rangle_{\text{samples}}, \quad (5)$$

with  $N_r$  being the number of sites  $j$  at distance  $r$  from site  $i$ ,  $\mathcal{C}_i^s$  are the local Chern markers at site  $i$  in the realization  $s$ ,  $\langle \mathcal{C}_i \rangle_s$  is the mean value of the local Chern number over the system (i.e., the single-point Chern number) and  $\sigma_s^2 = \langle \mathcal{C}_i^2 \rangle_s - \langle \mathcal{C}_i \rangle_s^2$  is the corresponding variance. In the right-hand panel of Fig. 2, we report the radial correlation function for local Chern markers computed at various disorder strengths, including those corresponding to

the Chern maps in the left-hand panel, by averaging over 200 realizations. The inset shows the correlation length  $\xi$  extracted by fitting  $G(r)$  with the Ornstein-Zernike form [49, 50]:

$$G(r) \sim r^{-p} e^{-r/\xi}, \quad (6)$$

where  $p \simeq 1/2$  is obtained by regression close to the phase transition. Both in the topological and trivial phases the correlation length is in general very short, comparable with the pristine lattice parameter, no matter the large  $W$  that might be present: this corresponds to the situation where the local Chern markers are mostly 1 or 0, fluctuations are small and short-scale. As we approach the phase transition, the correlation function acquires longer tails and the correlation length increases dramatically. We note that the large values ( $\xi \approx 30-50$ ) obtained very close to the transition might not be exact estimates, precisely because lengths are comparable with the simulation cell ( $L = 78$ ): in the inset, we show results up to  $L = 114$  (25992 sites), where  $\xi$  remains lower than half of the cell length.

These results highlight that local Chern markers behave as local order parameters describing disorder-driven discontinuous phase transitions: fluctuations average out in the thermodynamic limit and occur at short-scales, except at the boundary where the correlation length becomes rather long and large-scale fluctuations remain. Hence, the real-space fluctuations and correlations of local Chern markers are excellent tools to diagnose and discuss topological phase transitions in non-crystalline systems, where the original definition of the Chern number is of no avail.

Finally, we investigate if our conclusions hold for different disorder-driven phase transitions and for other topological phases. First, we consider topological Anderson insulators (TAI) [51–53], where a pristine trivial phase (sufficiently close to the phase boundary) becomes topological thanks to small amounts of disorder; this is shown in Fig. 3, where we display both the single-point Chern number and PBC/OBC Chern marker maps (with  $r_c = 10.0$ ), adopting the framework of Fig. 1. Here, there are two phase transitions: for increasing disorder, the first transition goes from the trivial phase to the TAI, that is followed by a second transition from the TAI to a trivial insulator. Also in this case, if the macroscopic average of the Chern markers is performed on the appropriate length scale—set by the Chern-Chern correlation length—the local topology is homogeneous for all phases, independently of the disorder strength. At both phase transitions, the fluctuations become large: this is signaled by the large variance over disorder realizations of the single-point Chern numbers and is related (through the fluctuation-dissipation relation) to the correlation length becoming larger.

Now we consider a different type of disorder: a relative density of vacancies  $\rho_v$  is introduced by removing random

sites from the lattice. In Figure 4 we show numerical simulations for the Haldane model as a function of  $\rho_v$ . The pristine model is in the topological phase ( $\Delta = 0$ ,  $\phi = -\frac{\pi}{8}$ ), while for large  $\rho_v$  the Chern number becomes trivial; the transition occurs for about 20% of removed sites. Also, for the case of vacancies the local topology is rather homogeneous, except around the phase transition that is characterized by patches and finite-size effects.

Although we discussed Chern numbers and the Haldane model, our conclusions hold also for quantum spin Hall insulators. In the Supplementary Material [42], we report numerical simulations of the Anderson-disordered Kane-Mele model [40, 41], where the spin-Chern marker [15] behaves as a local  $\mathbb{Z}_2$  order parameter.

While in this work we study topological phase transition at zero temperature and driven by disorder, the local Chern marker can be calculated also for metallic systems and in presence of an electronic temperature, where it is non-quantized and represents the intrinsic geometric part of the local anomalous Hall conductivity [13, 54]. As an outlook, it could be interesting to study temperature-driven topological phase transitions, such as those occurring in  $\text{ZrTe}_5$  [55] and transition-metal dichalcogenides [56], by studying fluctuations and correlations of the local topological order parameters.

The data that support the findings of this article are openly available [57].

The authors acknowledge CINECA, under the ISCRa initiative and the CINECA-UniTTS agreement, for the availability of high-performance computing resources and support, including simulation time on Galileo100.

---

\* roberta.favata@phd.units.it

† amarrazz@sissa.it

- [1] B. Bernevig and T. Hughes, *Topological Insulators and Topological Superconductors* (Princeton University Press, 2013).
- [2] D. J. Thouless, M. Kohmoto, M. P. Nightingale, and M. den Nijs, Quantized Hall Conductance in a Two-Dimensional Periodic Potential, *Phys. Rev. Lett.* **49**, 405 (1982).
- [3] D. Vanderbilt, *Berry Phases in Electronic Structure Theory: Electric Polarization, Orbital Magnetization and Topological Insulators* (Cambridge University Press, 2018).
- [4] Q. Niu, D. J. Thouless, and Y.-S. Wu, Quantized Hall conductance as a topological invariant, *Phys. Rev. B* **31**, 3372 (1985).
- [5] W. Kohn, Density Functional and Density Matrix Method Scaling Linearly with the Number of Atoms, *Phys. Rev. Lett.* **76**, 3168 (1996).
- [6] H. Huang and F. Liu, Quantum Spin Hall Effect and Spin Bott Index in a Quasicrystal Lattice, *Phys. Rev. Lett.* **121**, 126401 (2018).
- [7] H. Huang and F. Liu, Theory of spin Bott index for quantum spin Hall states in nonperiodic systems, *Phys. Rev.*

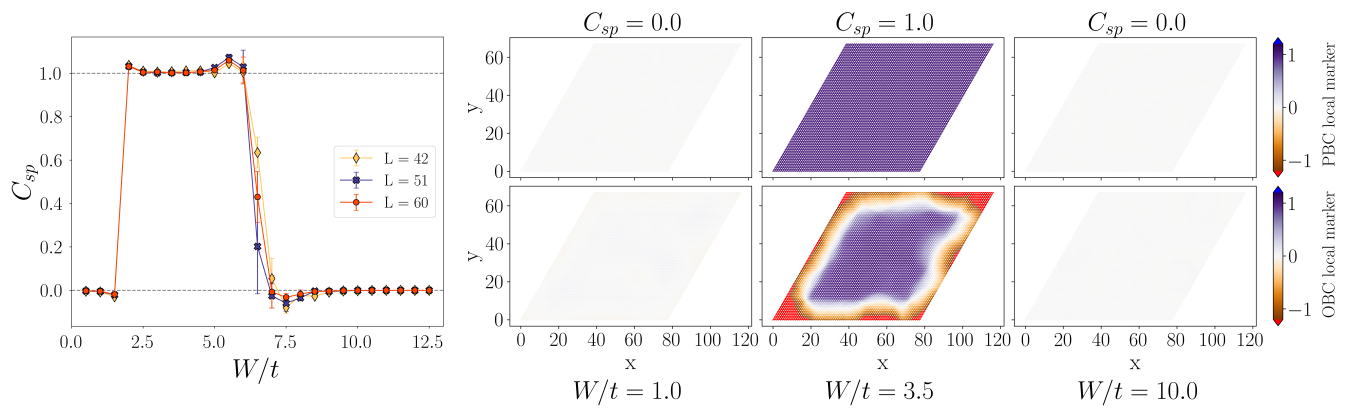


FIG. 3. Trivial-topological-trivial phase transition driven by Anderson disorder in the Haldane model ( $\Delta/t = 1.375$ ); the disorder-induced phase with  $C_{sp} = 1.0$  is the topological Anderson insulator. Plots are arranged as in Fig. 1. The local topology is homogeneous for all phases, independently of the disorder strength, except at the two phase transitions where the fluctuations become large, as signaled by the large variance of the single-point Chern numbers.

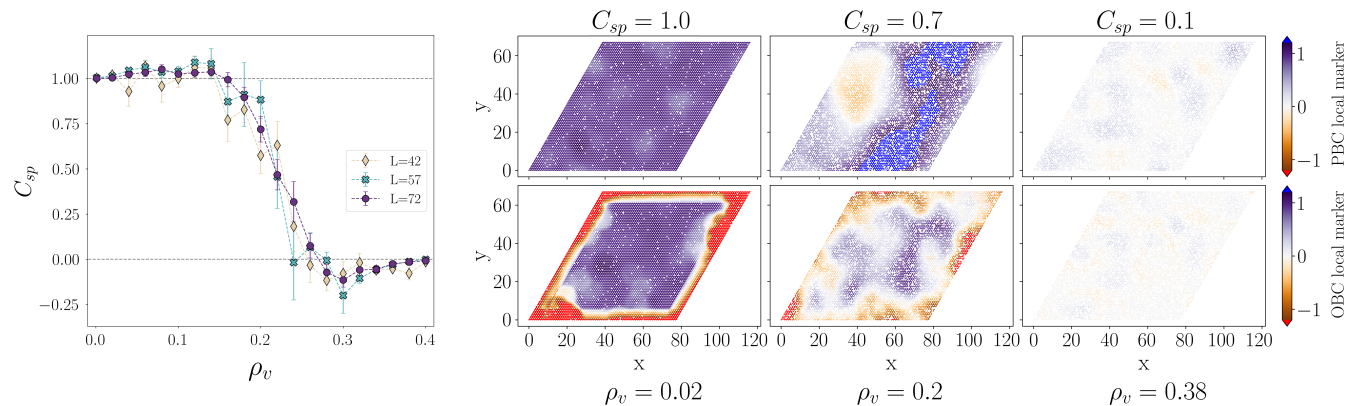


FIG. 4. Topological phase transition in the Haldane model ( $\Delta = 0$ ) driven by the presence of vacancies, with relative density  $\rho_v$ . Plots are arranged as in Figs. 1 and 3. The macroscopic average is performed within a radial cutoff  $r_c = 6.0$  and yields a rather uniform topological landscape, except in the neighborhood of the phase transition where it becomes patchy and strongly affected by finite-size effects.

- B **98**, 125130 (2018).
- [8] M. Costa, G. R. Schleder, M. Buongiorno Nardelli, C. Lewenkopf, and A. Fazzio, Toward realistic amorphous topological insulators, *Nano Letters* **19**, 8941 (2019).
- [9] Q. Marsal, D. Varjas, and A. G. Grushin, Topological Weyre-Thorp models of amorphous matter, *Proceedings of the National Academy of Sciences* **117**, 30260 (2020).
- [10] P. Corbae, S. Ciocys, D. Varjas, E. Kennedy, S. Zeltmann, M. Molina-Ruiz, S. M. Griffin, C. Jozwiak, Z. Chen, L.-W. Wang, A. M. Minor, M. Scott, A. G. Grushin, A. Lanzara, and F. Hellman, Observation of spin-momentum locked surface states in amorphous  $\text{Bi}_2\text{Se}_3$ , *Nature Materials* **22**, 200 (2023).
- [11] P. Corbae, J. D. Hannukainen, Q. Marsal, D. Muñoz-Segovia, and A. G. Grushin, Amorphous topological matter: Theory and experiment, *Europhysics Letters* **142**, 16001 (2023).
- [12] R. Bianco and R. Resta, Mapping topological order in coordinate space, *Phys. Rev. B* **84**, 241106 (2011).
- [13] A. Marrazzo and R. Resta, Locality of the anomalous hall conductivity, *Phys. Rev. B* **95**, 121114 (2017).
- [14] N. Baù and A. Marrazzo, Local Chern marker for periodic systems, *Phys. Rev. B* **109**, 014206 (2024).
- [15] N. Baù and A. Marrazzo, Theory of local  $\mathbb{Z}_2$  topological markers for finite and periodic two-dimensional systems, *Phys. Rev. B* **110**, 054203 (2024).
- [16] L. P. Kadanoff, Scaling laws for Ising models near  $T_c$ , *Physics Physique Fizika* **2**, 263 (1966).
- [17] K. G. Wilson, Feynman-Graph Expansion for Critical Exponents, *Phys. Rev. Lett.* **28**, 548 (1972).
- [18] L. P. Kadanoff and A. Houghton, Numerical evaluations of the critical properties of the two-dimensional Ising model, *Phys. Rev. B* **11**, 377 (1975).
- [19] K. G. Wilson, Problems in Physics with many Scales of Length, *Scientific American* **241**, 158 (1979).
- [20] K. G. Wilson, The renormalization group and critical phenomena, *Rev. Mod. Phys.* **55**, 583 (1983).
- [21] P. Elbau and G. M. Graf, Equality of Bulk and Edge Hall Conductance Revisited, *Communications in Mathematics*

- cal Physics **229**, 415 (2002).
- [22] C. Tauber, Effective vacua for floquet topological phases: A numerical perspective on the switch-function formalism, *Phys. Rev. B* **97**, 195312 (2018).
- [23] L. Jezequel, C. Tauber, and P. Delplace, Estimating bulk and edge topological indices in finite open chiral chains, *Journal of Mathematical Physics* **63**, 121901 (2022).
- [24] I. C. Fulga, F. Hassler, and A. R. Akhmerov, Scattering theory of topological insulators and superconductors, *Phys. Rev. B* **85**, 165409 (2012).
- [25] I. C. Fulga, F. Hassler, A. R. Akhmerov, and C. W. J. Beenakker, Scattering formula for the topological quantum number of a disordered multimode wire, *Phys. Rev. B* **83**, 155429 (2011).
- [26] J. E. Avron, R. Seiler, and B. Simon, Charge deficiency, charge transport and comparison of dimensions, *Communications in Mathematical Physics* **159**, 399 (1994).
- [27] J. Avron, R. Seiler, and B. Simon, The index of a pair of projections, *Journal of Functional Analysis* **120**, 220 (1994).
- [28] H. Katsura and T. Koma, The noncommutative index theorem and the periodic table for disordered topological insulators and superconductors, *Journal of Mathematical Physics* **59**, 031903 (2018).
- [29] D. Muñoz Segovia, P. Corbae, D. Varjas, F. Hellman, S. M. Griffin, and A. G. Grushin, Structural spillage: An efficient method to identify noncrystalline topological materials, *Phys. Rev. Res.* **5**, L042011 (2023).
- [30] M. B. Hastings and T. A. Loring, Almost commuting matrices, localized Wannier functions, and the quantum Hall effect, *Journal of Mathematical Physics* **51**, 015214 (2010).
- [31] M. B. Hastings and T. A. Loring, Topological insulators and  $C^*$  algebras: Theory and numerical practice, *Annals of Physics* **326**, 1699 (2011).
- [32] T. A. Loring and M. B. Hastings, Disordered topological insulators via  $C^*$ -algebras, *Europhysics Letters* **92**, 67004 (2011).
- [33] E. Prodan, T. L. Hughes, and B. A. Bernevig, Entanglement Spectrum of a Disordered Topological Chern Insulator, *Phys. Rev. Lett.* **105**, 115501 (2010).
- [34] E. Prodan, Non-commutative tools for topological insulators, *New Journal of Physics* **12**, 065003 (2010).
- [35] D. Ceresoli and R. Resta, Orbital magnetization and chern number in a supercell framework: Single  $\mathbf{k}$ -point formula, *Phys. Rev. B* **76**, 012405 (2007).
- [36] R. Favata and A. Marrazzo, Single-point spin Chern number in a supercell framework, *Electronic Structure* **5**, 014005 (2023).
- [37] In the numerical simulations presented in this work, we used the symmetric version of Eq. 2  $C^{(sym)}(\mathbf{r}) = -\frac{1}{8\pi} \text{Im} \langle \mathbf{r} | ([\mathcal{P}_{\mathbf{b}_1}, \mathcal{P}_{\mathbf{b}_2}] + [\mathcal{P}_{-\mathbf{b}_1}, \mathcal{P}_{-\mathbf{b}_2}] - [\mathcal{P}_{-\mathbf{b}_1}, \mathcal{P}_{\mathbf{b}_2}] - [\mathcal{P}_{\mathbf{b}_1}, \mathcal{P}_{-\mathbf{b}_2}]) \mathcal{P}_\Gamma | \mathbf{r} \rangle$  that converges faster than Eq. 2 (asymmetric formula), as discussed in Ref. [14].
- [38] F. D. M. Haldane, Model for a Quantum Hall Effect without Landau Levels: Condensed-Matter Realization of the “Parity Anomaly”, *Phys. Rev. Lett.* **61**, 2015 (1988).
- [39] E. Abrahams, P. W. Anderson, D. C. Licciardello, and T. V. Ramakrishnan, Scaling Theory of Localization: Absence of Quantum Diffusion in Two Dimensions, *Phys. Rev. Lett.* **42**, 673 (1979).
- [40] C. L. Kane and E. J. Mele, Quantum Spin Hall Effect in Graphene, *Phys. Rev. Lett.* **95**, 226801 (2005).
- [41] C. L. Kane and E. J. Mele,  $Z_2$  Topological Order and the Quantum Spin Hall Effect, *Phys. Rev. Lett.* **95**, 146802 (2005).
- [42] See Supplemental Material for a discussion on fluctuations in quantum spin Hall insulators with numerical results on the disordered Kane-Mele model, which includes Refs. [15, 34, 36, 39–41].
- [43] The STRAWBERRYPY code package is available at <https://github.com/strawberrypy-developers/strawberrypy.git>.
- [44] A. Marrazzo, S. Beck, E. R. Margine, N. Marzari, A. A. Mostofi, J. Qiao, I. Souza, S. S. Tsirkin, J. R. Yates, and G. Pizzi, Wannier-function software ecosystem for materials simulations, *Rev. Mod. Phys.* **96**, 045008 (2024).
- [45] The TBMODELS code package is available at <https://tbmodels.greschd.ch/en/latest/index.html>.
- [46] D. Gresch, Q. S. Wu, G. W. Winkler, R. Häuselmann, M. Troyer, and A. A. Soluyanov, Automated construction of symmetrized Wannier-like tight-binding models from ab initio calculations, *Phys. Rev. Mater.* **2**, 103805 (2018).
- [47] S. Coh and D. Vanderbilt, *Python tight binding (pythtb)* (2022).
- [48] R. Resta and S. Sorella, Electron Localization in the Insulating State, *Phys. Rev. Lett.* **82**, 370 (1999).
- [49] M. E. Fisher, Correlation functions and the critical region of simple fluids, *Journal of Mathematical Physics* **5**, 944 (1964).
- [50] M. Tuckerman, *Statistical Mechanics: Theory and Molecular Simulation*, Oxford Graduate Texts (OUP Oxford, 2023).
- [51] J. Li, R.-L. Chu, J. K. Jain, and S.-Q. Shen, Topological Anderson Insulator, *Phys. Rev. Lett.* **102**, 136806 (2009).
- [52] C. W. Groth, M. Wimmer, A. R. Akhmerov, J. Tworzydło, and C. W. J. Beenakker, Theory of the Topological Anderson Insulator, *Phys. Rev. Lett.* **103**, 196805 (2009).
- [53] Y. Xing, L. Zhang, and J. Wang, Topological Anderson insulator phenomena, *Phys. Rev. B* **84**, 035110 (2011).
- [54] T. c. v. Rauch, T. Olsen, D. Vanderbilt, and I. Souza, Geometric and nongeometric contributions to the surface anomalous Hall conductivity, *Phys. Rev. B* **98**, 115108 (2018).
- [55] B. Xu, L. X. Zhao, P. Marsik, E. Sheveleva, F. Lyzwa, Y. M. Dai, G. F. Chen, X. G. Qiu, and C. Bernhard, Temperature-Driven Topological Phase Transition and Intermediate Dirac Semimetal Phase in  $\text{ZrTe}_5$ , *Phys. Rev. Lett.* **121**, 187401 (2018).
- [56] V. Khaustov, J. Köster, M. W. Ochapski, A. Zakharov, D. Convertino, Z. M. Gebeyehu, L. Martini, N. Mishra, G. Marini, M. Calandra, U. Kaiser, S. Forti, and C. Colletti, Reversible semimetal-semiconductor phase transition in CVD-grown monolayer  $\text{MoTe}_2$ , *2D Materials* **10.1088/2053-1583/adbcc0** (2025).
- [57] Roberta Favata, Nicolas Baù, Antimo Marrazzo, Fluctuations and correlations of local topological order parameters in disordered two-dimensional topological insulators, Materials Cloud Archive 2025.X, <https://doi.org/10.24435/materialscloud:3w-0e> (2025).



## SUPPLEMENTARY MATERIAL

### Fluctuations and correlations in quantum spin Hall insulators

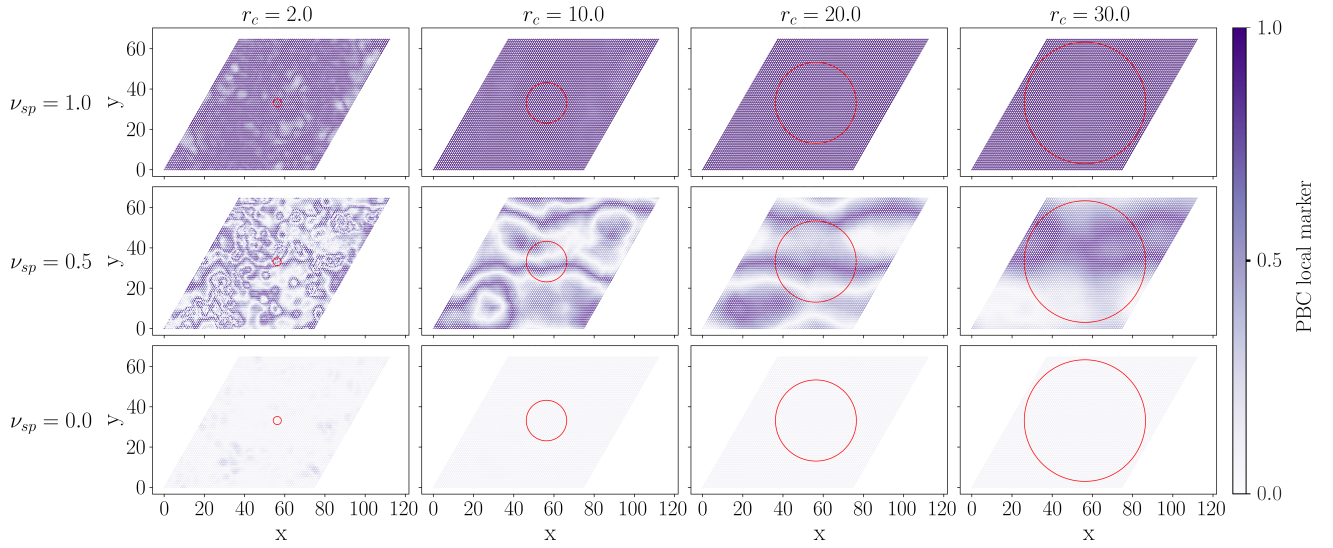
Here, we consider the Kane-Mele (KM) model [40, 41] on the honeycomb lattice in presence of Anderson disorder [39]. For the pristine case, the real nearest-neighbor hopping is set to  $t = 1$ , the diagonal Kane-Mele spin-orbit coupling (SOC) is a complex next-nearest neighbor hopping with a spin-dependent amplitude  $\lambda_{SOC} = 0.05$  and proportional to the Pauli matrix  $\sigma_z$ . The staggered on-site potential  $\Delta$  is such that  $\Delta/\lambda_{SOC} = 3.0$ , while the Rashba SOC term, a complex nearest-neighbor hopping with off-diagonal spin components, is set to  $\lambda_R/\lambda_{SOC} = 1.0$ . For this set of parameters, the system is in the topological phase. Disorder is introduced through a random on-site term with uniform distribution  $w_i \in [-\frac{W}{2}, \frac{W}{2}]$ , where  $W$  is the disorder strength.

Quantum spin Hall insulators are characterized by a  $\mathbb{Z}_2$  invariant protected by time reversal symmetry, here we study the topology of the system globally via the single-point spin-Chern number [36]  $\nu_{sp}$ , and locally by employing the local spin-Chern marker [15]  $\nu(\mathbf{r})$ . Both methods are based on the spin-Chern number, introduced in Ref. [34], that is well-defined if a spectral gap in the projected spin operator  $\mathcal{P}S_z\mathcal{P}$  exists. If that is the case, the subspace spanned by the eigenvectors of  $\mathcal{P}S_z\mathcal{P}$  with positive (negative) eigenvalues is characterized by an integer-valued individual Chern number  $C_+$  ( $C_-$ ). These can then be promoted to individual local Chern markers using the methods introduced in Ref. [15] (and summarized in the main text), both for open (OBC) and periodic (PBC) boundary conditions, allowing us to define a local  $\mathbb{Z}_2$  invariant in terms of a spin-Chern marker as

$$\nu(\mathbf{r}) = \frac{C_+(\mathbf{r}) - C_-(\mathbf{r})}{2} \pmod{2}. \quad (\text{S1})$$

The spectral gap in  $\mathcal{P}S_z\mathcal{P}$  is typically non-vanishing also when  $S_z$  is not a good quantum number (e.g., in presence of Rashba SOC), but in general the existence of a topological phase does not imply the existence of such a gap. Although, in principle, the gap of  $\mathcal{P}S_z\mathcal{P}$  could close also in an insulating phase, we check that this does not occur in any of the simulations performed here. Additionally, the spin-Chern marker converges faster with the system size and it is more practical than a  $\mathbb{Z}_2$  marker solely based on time reversal symmetry; both have been introduced and compared in Ref. [15]. For these reasons, we choose the spin-Chern number and marker to study the disorder-driven phase transitions in the model. However, our methods and conclusions are more general and would equally hold for the  $\mathbb{Z}_2$  marker based on time reversal symmetry, which may be useful in scenarios where the spin-Chern marker is ill-defined.

The KM model undergoes disorder-driven topological phase transitions, which are analogous to those observed in the Haldane model; these are discussed in terms of the single-point spin Chern number in Ref. [36]. Supplementary Figure 1 displays real-space maps for the  $\mathbb{Z}_2$  invariant  $\nu(\mathbf{r})$  in PBCs computed for increasing cutoff radii (red circles) ranging from  $r_c = 2$  to  $r_c = 30$ , in the topological ( $\nu_{sp} = 1.0$ ,  $W/t = 3$ ) and trivial ( $\nu_{sp} = 0.0$ ,  $W/t = 4$ ) phase, as well as close to the topological phase transition ( $\nu_{sp} = 0.6$ ,  $W/t = 6.8$ ). In constructing these maps, a macroscopic average is first taken over a cutoff radius  $r_c$ , followed by a modulo 2 operation applied to each marker on the map as dictated by the definition of the  $\mathbb{Z}_2$  invariant [Eq. S1]. Finally, the results are mapped into the range  $[0, 1]$  to aid in visualization. Fluctuations become very strong close to the phase transition, where finite-size effects are more visible. By averaging over larger regions, essentially coarse graining the topological markers, short-scale fluctuations disappear both in the topological and trivial phase: already at  $r_c = 10$  these disordered systems appear topologically uniform. On the contrary, sufficiently close to the phase transition we observe large-scale fluctuations that persist even if the macroscopic average is performed over rather large regions (e.g.,  $r_c = 30$ ).



Supplementary Fig. 1. Macroscopic average of the local  $\mathbb{Z}_2$  invariant in quantum spin Hall insulators: Real-space maps for the spin-Chern marker in PBC are shown for three different values of the disorder strength  $W/t$  that is added to the Kane-Mele model (linear size  $L = 75$ ), corresponding to three different values of the single-point spin Chern number ( $\nu_{sp} = 1.0$  for  $W/t = 3$ ,  $\nu_{sp} = 0.5$  for  $W/t = 4$  and  $\nu_{sp} = 0.0$  for  $W/t = 6.8$ ). The maps are drawn for increasing values of the radial cutoff  $r_c$  within which the macroscopic average is performed. The cutoff  $r_c$  is marked by the radius of the red circle centered in the middle of the sample. Short-scale fluctuations of the topological marker average out in the topological and trivial phase, while large-scale fluctuations remain at the transition.