
Probabilistic Uncertain Reward Model: A Natural Generalization of Bradley-Terry Reward Model

Wangtao Sun^{1,2}, Xiang Cheng³, Xing Yu³, Haotian Xu³,
Zhao Yang⁴, Shizhu He^{1,2}, Jun Zhao^{1,2}, Kang Liu^{1,2,5*}

¹The Laboratory of Cognition and Decision Intelligence for Complex Systems,
Institute of Automation, Chinese Academy of Sciences, Beijing, China

²School of Artificial Intelligence, University of Chinese Academy of Sciences, Beijing, China

³Xiaohongshu Inc ⁴Meituan Inc ⁵Shanghai Artificial Intelligence Laboratory

Abstract

Reinforcement Learning from Human Feedback (RLHF) has emerged as a critical technique for training large language models. However, reward hacking—a phenomenon where models exploit flaws in the reward model—remains a significant barrier to achieving robust and scalable intelligence through long-term training. Existing studies have proposed uncertain reward model to address reward hacking, however, they often lack systematic or theoretical foundations, *failing to model the uncertainty intrinsically emerging from preference data*, thus cannot sufficiently mitigate reward hacking to sustain prolonged RLHF training and exploration. In this paper, we propose the **Probabilistic Uncertain Reward Model (PURM)**, a natural generalization of the classical Bradley-Terry reward model, that directly model the reward distribution emerged from the preference data. We theoretically derived PURM’s loss function and the reward distribution uncertainty calculation based on Bhattacharyya Coefficient. To mitigate reward hacking with PURM, we further introduce an uncertainty-aware penalty into Proximal Policy Optimization (PPO), which leverages the learned uncertainty to dynamically balance reward optimization and exploration. We propose a lightweight and easy-to-use implementation of PURM. Experiments demonstrate that PURM significantly delays the onset of reward hacking while improving final reward performance, outperforming baseline methods in both stability and effectiveness.

1 Introduction

Reinforcement learning from human feedback (RLHF) has emerged as a critical pathway for aligning LLMs with human values Hu et al. [2024]. While reinforcement fine-tuning the LLMs with ground-truth signals (e.g., correct answers in mathematical reasoning, the execution results of codes, rule-based reward in games like *Go*) has demonstrated remarkable success Guo et al. [2025] in specialized domains, most real-world alignment tasks lack explicit ground-truth supervision. For these scenarios, reward models (RMs) trained on preference data serve as the primary proxy for guiding policy optimization Skalse et al. [2022]. However, conventional RMs based on deterministic Bradley-Terry reward models suffer from overconfidence when evaluating inconsistently labeled data or out-of-distribution (OOD) samples, leading to *reward hacking*—a pathological divergence where policy optimization blindly maximizes proxy rewards while degrading true performance (BTRM in Figure 1). This failure mode fundamentally limits the potential for sustained capability scaling through RLHF in open-ended domains.

*Corresponding author: kliu@nlpr.ia.ac.cn

Yet currently, the standard Bradley-Terry reward model (BTRM) is only to produce point value reward, collapses the underlying uncertainty into deterministic scalar values, forcing the policy to treat all reward signals as equally reliable. Consequently, the agent will inevitably overfit to the spurious correlations in flawed proxy rewards, terminating exploration prematurely. To enable long-term exploration and robust scaling in RLHF, it is imperative to equip RMs with principled uncertainty quantification. There are existing uncertain reward modeling methods that handle reward hacking, such as data-augmentation Liu et al. [2025], reward shaping Chen et al. [2024], model-ensembling Yan et al. [2024], and rely on explicit reward annotation Lou et al. [2024]. These uncertain reward modeling methods has emerged as a critical way to mitigate reward hacking through quantifying *how much we can trust the reward given by reward model*. However, current approaches to handling uncertainty lack systematic or theoretical underpinnings, such as simplistic averaging or manually designed ad-hoc balancing strategies, therefor fail to *model the uncertainty that intrinsically emerged from the preference data*.

To solve the above challenges, this work proposes the Probabilistic Uncertain Reward Model (PURM), which is a probabilistic reformulation of reward modeling that intrinsically captures uncertainty from standard preference data. **Our key insight is to generalize the Bradley-Terry reward model to characterize reward distributions rather than point estimates.** PURM first adopts a two-heads model architecture to generate a reward distribution $r \sim \mathcal{N}(\mu, \sigma)$ instead of a scalar reward r . We then generalize and rigorously derive the maximum likelihood estimation (MLE) loss for preference data under this reward distribution framework. Furthermore, we introduce the Bhattacharyya Coefficient to quantify the overlap between reward distributions, from which we define and derive the uncertainty measure for individual samples (a prompt x - response y pair). Finally, we propose Uncertainty-Aware Reinforcement Learning, which utilizes the uncertainty provided by PURM to penalize unreliable rewards.

To verify the effectiveness of PURM, we conduct a series of experiments. Though comparing the accuracy and negative-log-likelihood of PURM with other existing reward modeling methods on preference datasets, we first verify that PURM is an effective reward model. To validate the effectiveness of the uncertainty estimation of PURM, we simulate scenarios that induce aleatoric uncertainty (from inconsistent labeling) and epistemic uncertainty (from OOD samples). The experiment results demonstrate that PURM can generate reasonable uncertainties under such scenarios.

To finally allative the problem of reward hacking, we propose to leverage uncertainty to dynamically balance exploration and exploitation during policy training in Proximal Policy Optimization (PPO, Schulman et al. 2017) by penalizing uncertain rewards. We find that the Uncertainty-Aware Reinforcement Learning significantly helps mitigate the reward hacking behavior. As shown in Figure 1, our proposed PURM guides the policy model to continuously obtain increasing rewards in a longer training period, delaying the reward hacking phenomenon and obtaining a higher maximum reward. Moreover, the entire training & inference framework of PURM is implemented with minimal code modifications: converting a deterministic BTRM to PURM, the calculation of Bhattacharyya-based uncertainty, and leveraging uncertainty in PPO requires fewer than 10 lines of code, respectively.

In summary, this paper makes the following foundational contributions:

Probabilistic Uncertain Reward Model: We generalize the Bradley-Terry reward model to Probabilistic Uncertain Reward Model (PURM), and derive the closed-form training objective through the maximum likelihood estimation, enabling RMs to learn reward distributions directly from pairwise preferences without any additional annotations or training phases/objectives.

Uncertainty-Aware Reinforcement Learning: We define and derive the trajectory-level uncertainty of a single prompt-response pair through computing the Bhattacharyya coefficient between reward distributions. During training the policy model with PPO, we propose to penalize the reward based on its uncertainty.

Lightweight Implementation: PURM can be implemented through concise modifications to standard Bradley-Terry reward modeling (A.4): 1) Converting traditional reward models to PURMs, 2) leveraging closed-form statistical measures to quantify uncertainty for reward distributions, and 3) adapting uncertainty into PPO, require fewer than 10 lines of code changes, respectively.

Empirical Validation: Our experimental results shows that (1) generalized probabilistic formulation does not compromise the core reward prediction capability of PURM; (2) PURM can effectively detect the aleatoric uncertainty (from inconsistent labeling) and epistemic uncertainty (from OOD

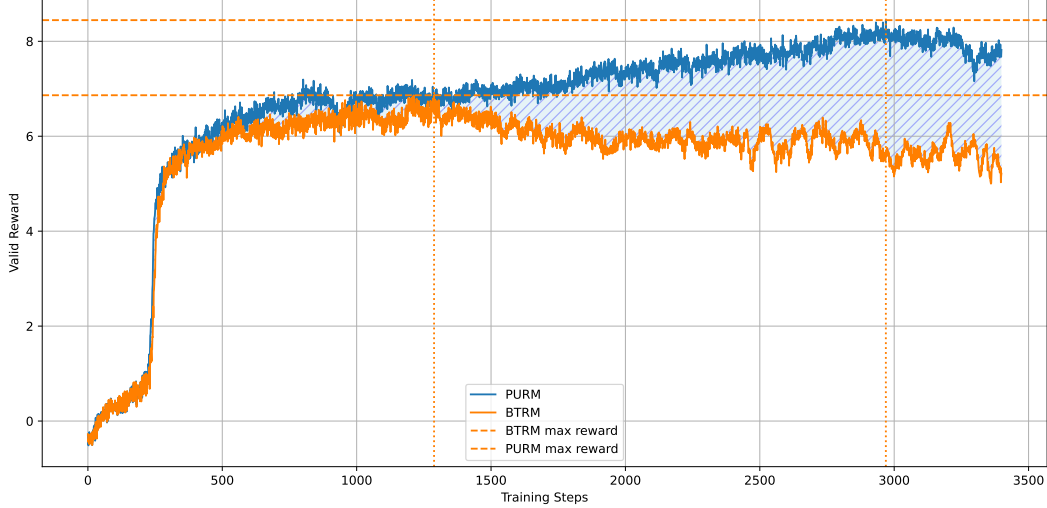


Figure 1: Traditional Bradley-Terry reward model can easily get hacked. The proposed PURM delays reward hacking by 2-3× compared to standard BTRMs while obtaining higher final rewards.

samples), and (3) using PURM in PPO training delays reward hacking by 2-3× compared to standard BTRMs while obtaining higher final rewards.

2 Probabilistic Uncertain Reward Model

2.1 Modeling and the Derivation of Training Objective

Given the prompt x and response y , the conventional Bradley-Terry reward model (BTRM) will compute a scalar reward r based on x, y . Then the preference likelihood is defined as:

$$p(y_1 > y_2|x) = \sigma(r_1 - r_2) \quad (1)$$

where σ denotes the sigmoid function. This equation models the likelihood of any response pair y_2 better than y_1 given the prompt x . The Bradley-Terry reward model is then trained with the maximum likelihood estimation (MLE) on the entire preference dataset.

Differently, PURM is designed to generate both a reward estimate $r(x, y)$ and its associated uncertainty $u(x, y)$. To model the uncertainty of rewards, we first assume that each reward follows a one-dimensional Gaussian distribution, that is, $r \sim \mathcal{N}(\mu, \sigma)$. To parameterize this Gaussian distribution, given a base model, we append a 2-dimensional output layer to its final layer, enabling it to output both the mean and the log standard deviation of the reward distribution.

Then, to enable natural training of the PURM using standard preference data and MLE, we generalize the Bradley-Terry likelihood formulation. However, PURM aims to model the reward r_1 and r_2 as a 1D gaussian distribution instead of a scalar, i.e., $r \sim \mathcal{N}(\cdot|\mu, \sigma)$, where μ and σ are computed through x, y . To adapt the reward distribution into the Bradley-Terry reward model, we generalize the modeling of Bradley-Terry reward model, by defining the final probability $p(y_1 > y_2|x)$ as the integral over all possible values of r_1 and r_2 .

$$p(y_1 > y_2|x) = \int \int \sigma(r_1 - r_2) \mathcal{N}(r_1|\mu_1, \sigma_1) \mathcal{N}(r_2|\mu_2, \sigma_2) dr_1 dr_2 \quad (2)$$

This integral represents the correlation of two Gaussian signals. We can simplify it into:

$$p(y_1 > y_2|x) = \int \sigma(z) \mathcal{N}(z|\mu_1 - \mu_2, \sqrt{\sigma_1^2 + \sigma_2^2}) dz \quad (3)$$

The detailed derivation can be found in Appendix A.2.

Since this integral of the product of the sigmoid and the Gaussian in Eq. 3 is difficult to compute analytically, we approximate it using Monte Carlo sampling. Specifically, we first compute $\mu_1, \sigma_1, \mu_2, \sigma_2$, through the reward model, then calculate $\mu_z = \mu_1 - \mu_2, \sigma_z = \sqrt{\sigma_1^2 + \sigma_2^2}$. Finally, we sample z and approximate the probability as:

$$p(y_1 > y_2|x) = \mathbb{E}_{z \sim \mathcal{N}(\mu_z, \sigma_z)} \sigma(z) \quad (4)$$

Here, the reparametrization trick Kingma et al. [2015] is adopted to maintain the gradient flow, allowing us to optimize the PURM end-to-end with MLE. The uncertainty (characterized by the variance of the reward distribution) will automatically emerges from the MLE on the preference data. The analysis of why PURM can learn and assign different variance for different samples can be found at Appendix A.1

2.2 Estimation of Uncertainty

Now although we can compute the reward distribution for a single x, y pair through the proposed PURM, we still cannot precisely quantify its specific uncertainty. Note that higher variance does not necessarily imply higher uncertainty, as the magnitude of variance is relative to the difference between means. For example, the uncertainty of a reward distribution $\mathcal{N}(0, 1)$ in $[\mathcal{N}(-1, 1), \mathcal{N}(0, 1), \mathcal{N}(1, 1)]$ is higher than it of $\mathcal{N}(0, 10)$ in $[\mathcal{N}(-10000, 10), \mathcal{N}(0, 10), \mathcal{N}(10000, 10)]$. Therefore, to quantitatively characterize the uncertainty of a single x, y pair, we need a metric that could measure the average overlaps between one reward distribution and others. In this section, we propose using the Bhattacharyya Coefficient to evaluate such uncertainty. The Bhattacharyya Coefficient measures the overlap between two distributions:

$$BC(p, q) = \int_{-\infty}^{\infty} \sqrt{p(x)q(x)} dx \quad (5)$$

In our scenario, p, q are the reward distributions $\mathcal{N}_1(r_1|\mu_1, \sigma_1)$ and $\mathcal{N}_2(r_2|\mu_2, \sigma_2)$. Substituting these into the definition of BC, we derive:

$$BC(\mathcal{N}_1, \mathcal{N}_2) = \sqrt{\frac{2\sigma_1\sigma_2}{\sigma_1^2 + \sigma_2^2}} \cdot \exp\left(-\frac{(\mu_1 - \mu_2)^2}{4(\sigma_1^2 + \sigma_2^2)}\right) \quad (6)$$

The detailed derivation can be found in Appendix A.3.

For a single x, y pair, we define its uncertainty $u(x, y)$ as the average of its Bhattacharyya Coefficient (BC) with a large number of other data points. By denoting the reward distribution $\mathcal{N}(\cdot|\mu(x, y), \sigma(x, y))$ as $\mathcal{N}(x, y)$, we have the uncertainty as:

$$u(x, y) = \mathbb{E}_{x', y' \sim p_{data}} BC(\mathcal{N}(x', y'), \mathcal{N}(x, y)) \quad (7)$$

In this way, $u(x, y)$ quantifies the average overlap level between the reward distribution of x, y and other data points, serving as an indicator of its uncertainty.

2.3 Leveraging Uncertainty for PPO

Given a well-trained reward model, we would like to utilize it to guide the training of the policy model. For the ordinary reward model, we straightforwardly apply PPO to maximize the following objective function to obtain the desired policy:

$$\max_{\pi_\theta} \mathbb{E}_{x \sim \mathcal{D}, y \sim \pi_\theta(\cdot|x)} r(x, y) - \beta \mathbb{D}_{KL}[\pi_\theta(\cdot|x) || \pi_{ref}(\cdot|x)] \quad (8)$$

where $r(x, y)$ represents the reward obtained when the policy π_θ generate response y given the prompt x . β is a hyperparameter that controls the strength of the KL-divergence regularization term, which capture how far π_θ is from the reference policy π_{ref} .

Given that we would like to alleviate the reward hacking with uncertainty, we propose the strategy to penalize the reward based on uncertainty. This is done to *discourage the policy model from exploring the space where the reward model cannot provide a confident reward*. Mathematically, this is achieved by penalizing the reward r in the previous equation with uncertainty u :

$$r'(x, y) = r(x, y) - \lambda \cdot u(x, y) \tag{9}$$

Here for our proposed PURM, $r(x, y)$ is the mean value μ output by the PURM, $u(x, y)$ is the uncertainty of this x, y pair that calculated through the methods in §2.2, and λ is a hyper-parameter to be determined. In this way, the policy model is encouraged to *exploit* the distribution that is well-modeled by reward model, rather than to *explore* the strategy that might hack the reward model.

3 Experiments

3.1 Experiment Settings

We adopt the Llama-3.1-8B-Instruct² as the reward model and utilize four public preference datasets spanning diverse domains to train the reward models: ChatArena Zheng et al. [2023], AlpacaFarm-Human-Pref Dubois et al. [2023], HelpSteer2 Wang et al. [2025], PKU-SafeRLHF Dai et al. [2023].

We adopt Qwen2.5-3B³ as the policy model. For training of the policy model with PPO, we adopt the OpenRLHF framework proposed by Hu et al. [2024] and use the Anthropic HH-RLHF dataset⁴ as the prompt set.

We adopt the following reward modeling method as baselines for comparison:

BTRM (Bradley-Terry reward model): The standard reward model trained by MLE on Eq. 1.

BTE (BT-Ensembles): Inspired by Lakshminarayanan et al. [2017], we adopt the ensembling of BT reward models for the uncertainty estimation. We separately train five BT reward models, and at inference time, we collect the rewards of all five BT reward models, and take the mean and standard deviation of the five reward values.

BRME (Bayesian Reward Model Ensembles): BRME is proposed by Yan et al. [2024], adopting an additional MSE loss training phase behind the BTRM to train a multi-head reward model with the variance indicating their confidence. It further leverage the smallest reward among all heads to balance the nominal reward during PPO.

RRM (Robust Reward Model): RRM Liu et al. [2025] leverages causal analysis and propose a data-augmentation method, constructing additional preference data for the training of the reward model.

Table 1: Performance comparison on RewardBench.

Domain	Metric	BTRM	BTE	BRME	RRM	PURM
Chat	ACC	94.97	95.53	89.66	97.49	96.09
	NLL	0.180	0.168	0.268	0.099	0.151
Chat Hard	ACC	48.79	50.66	53.07	49.67	50.22
	NLL	1.040	1.028	1.119	1.431	1.020
Safety	ACC	75.29	78.54	74.30	83.28	76.75
	NLL	0.519	0.473	0.566	0.509	0.507
Reasoning	ACC	93.76	96.35	91.42	86.10	96.18
	NLL	0.383	0.358	0.439	0.460	0.354

²<https://huggingface.co/meta-llama/Llama-3.1-8B-Instruct>

³<https://huggingface.co/Qwen/Qwen2.5-3B>

⁴<https://huggingface.co/datasets/Anthropic/hh-rlhf>

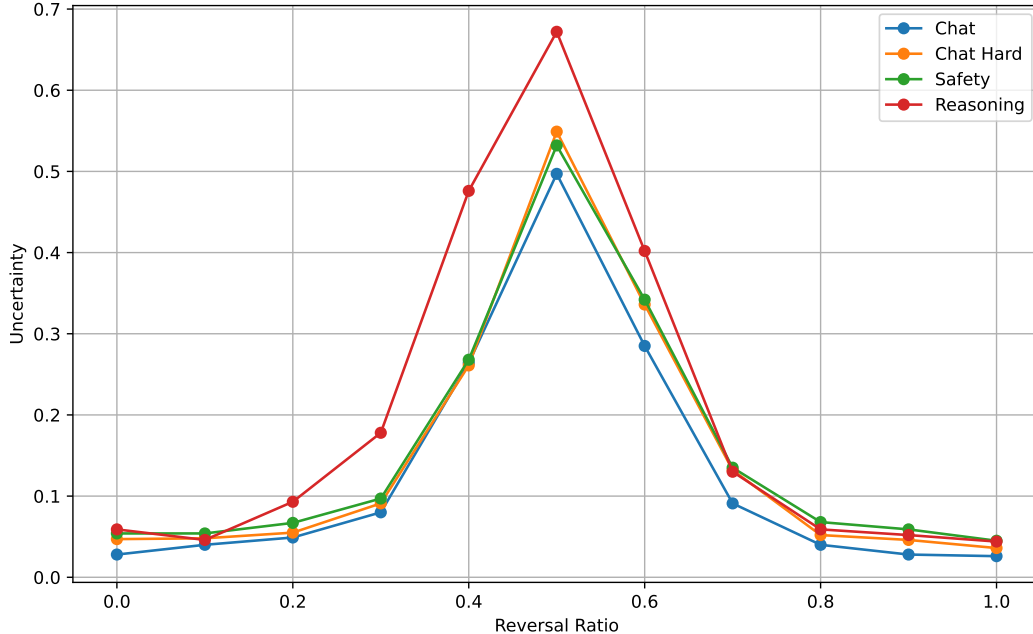


Figure 2: The uncertainty of PURM towards the RewardBench with respect to the reversal ratio in training preference data.

3.2 Evaluation of Probabilistic Uncertain Reward Model on Preference Data

In this section, we first verify if the proposed PURM is an effective reward model and whether it can further generate reasonable uncertainty. We compare PURM against other baselines on RewardBench Lambert et al. [2024], a standardized reward model evaluation benchmark. We evaluate their reward modeling performance through two metrics: accuracy (ACC) and negative log-likelihood (NLL). As demonstrated in Table 1, PURM achieves superior or comparable accuracy across all domains with baselines, slightly outperforms its prototype BTRM, which aligns with the fact that PURM is a natural generalization of BTRM, introducing only a minimal number of additional parameters (an additional language model head). This performance parity confirms that our uncertainty quantification mechanism does not compromise the model’s core reward prediction capability while introducing additional informational dimension, i.e. *uncertainty*.

Then, we would like to verify whether the proposed PURM is able to generate reasonable uncertainty as it is supposed to. We calculate the average BC of PURM on all x, y on such preference datasets to characterize the uncertainty of PURM on the whole dataset. In this paper, following the definition in He and Jiang 2023, we categorize the uncertainty of rewards into aleatoric uncertainty (arising from inconsistent data labeling) and epistemic uncertainty (caused by out-of-distribution, OOD samples). We here propose two scenarios to simulate the aleatoric uncertainty and epistemic uncertainty, respectively.

We first introduce controlled label noise through preference reversal, i.e. $(x, y_w, y_l) \rightarrow (x, y_l, y_w)$, in training data to simulate the aleatoric uncertainty. We then train PURM on such noisy preference datasets and evaluate them. Figure 2 reveals a strong correlation between noise levels and the uncertainty predicted by PURM: When the reversal ratio is less than 0.5, the positive preference (where $y_w > y_l$, aligned with human) dominates. Consequently, as the reversal ratio increases, PURM exhibits growing uncertainty in its predictions. Conversely, when the reversal ratio exceeds 0.5, the negative preference (where $y_l > y_w$, which contradicts common intuition) becomes dominant. Under this condition, PURM grows increasingly confident (i.e., it becomes certain that it should learn this counterintuitive preference) as the reversal ratio rises. This observation aligns closely with our conceptual understanding of **uncertainty**.

To evaluate the epistemic uncertainty detection capability, we test PURM on five OOD specialized datasets spanning mathematical reasoning (argilla_math⁵, sdiazlor_math⁶), legal QA (dzunggg_legal⁷), and foreign lingual (HC3-Chinese⁸, Aratako_Japanese⁹). As shown in Figure 3, uncertainty measurements increase by 48-110% compared to in-domain data, effectively signaling distribution shifts. This demonstrates PURM’s capacity to recognize novel linguistic patterns and task formats beyond its training scope.

These experiments collectively establish PURM as a dual-capability model that maintains an excellent reward prediction accuracy while providing scientifically grounded uncertainty estimates. The observed sensitivity to both data corruption and domain shifts suggests that our uncertainty quantification mechanism captures fundamental aspects of model confidence rather than superficial statistical artifacts.

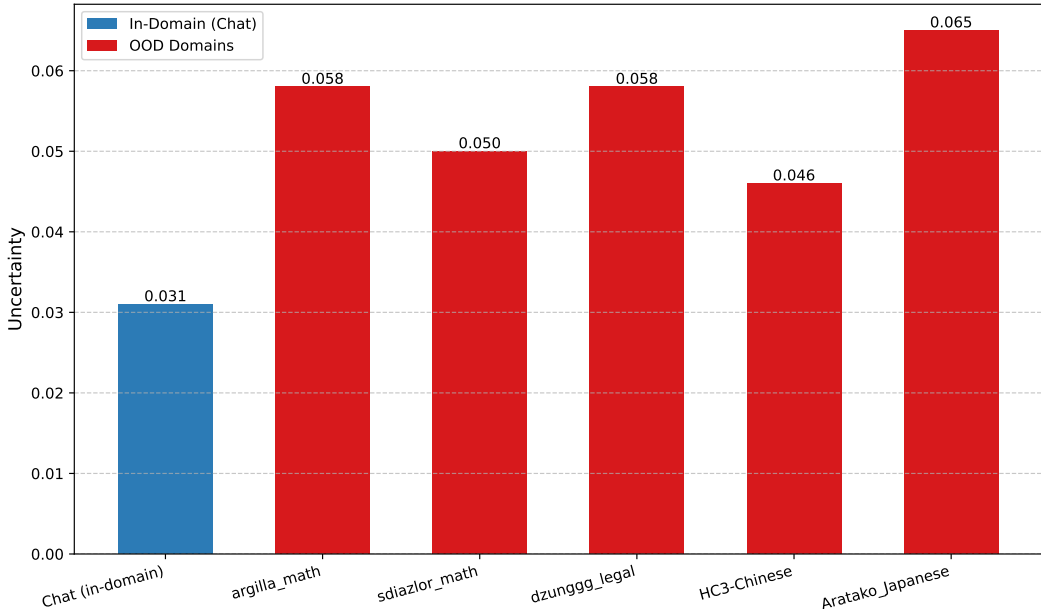


Figure 3: The uncertainty comparison between samples from in-domain and OOD domains.

3.3 Evaluation of Probabilistic Uncertain Reward Model on PPO

In this section, we propose to leverage PURM in the training phase of Proximal Policy Optimization (PPO, Schulman et al. 2017) to verify whether we can alleviate the issue of reward hacking with uncertainty. The underlying hypothesis is that PURM can utilize uncertainty information to better guide the PPO process, thus preventing the policy model from exploring the distribution where the reward model is uncertain in generating rewards.

We first divide the preference data into two equal-sized subsets: the training set and the validation set. The training set is utilized to train the proxy reward model through all the methods to be tested. Meanwhile, the validation set is employed to train a single valid reward model, which serves to simulate the True Reward. During the training process, the proxy model provides training rewards as the feedback for the trajectories sampled by the policy model. Concurrently, we record the rewards given by the validating reward model on the same trajectories. In PURM-based PPO training process, we introduce an uncertainty penalty starting from the 100th step. The uncertainty of each sample is calculated by comparing it with up to the previous 10000 samples according to Eq. 7.

⁵<https://huggingface.co/datasets/argilla/distilabel-math-preference-dpo>

⁶<https://huggingface.co/datasets/sdiazlor/math-preference-dataset>

⁷<https://huggingface.co/datasets/dzunggg/legal-qa-v1>

⁸<https://huggingface.co/datasets/Hello-SimpleAI/HC3-Chinese>

⁹<https://huggingface.co/datasets/Aratako/magpie-sft-v1.0-dpo-judged>

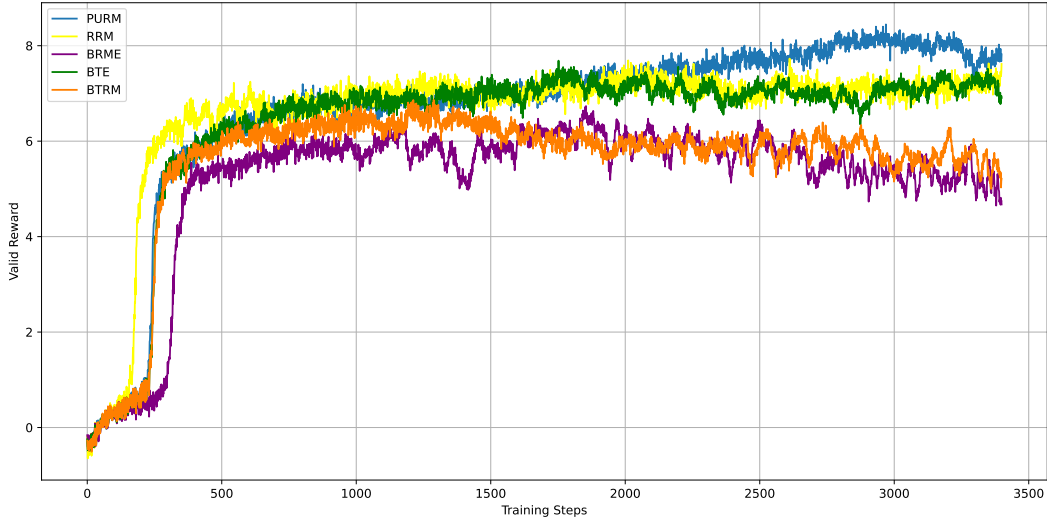


Figure 4: The valid rewards of PURM and other RMs during the PPO. It can be observed that PURM significantly delays the occurrence of reward hacking and achieves a higher maximum reward.

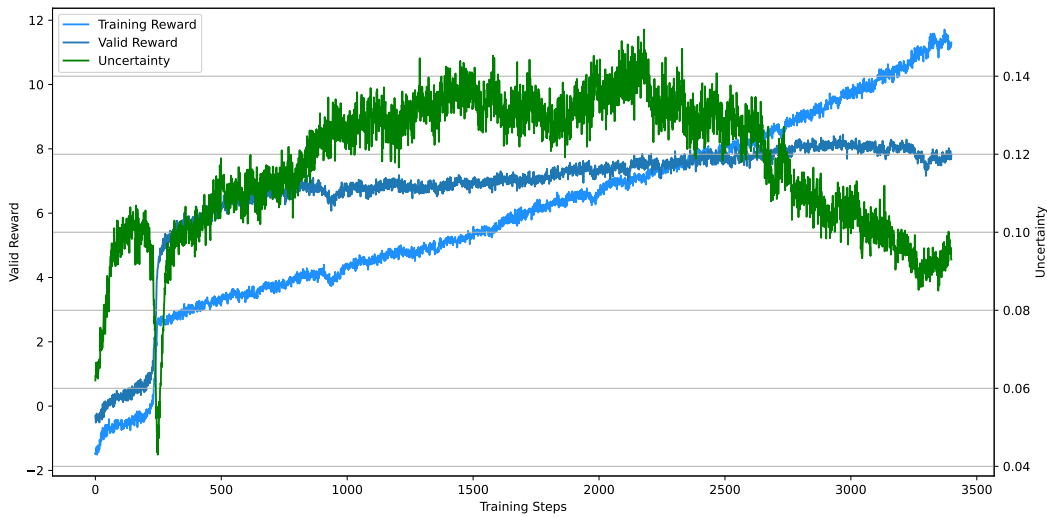


Figure 5: The changes of uncertainty of PURM with the increasing of training steps.

As shown in Figure 4, although all reward models guide the policy model to gain better rewards at the beginning, BTRM and BRME soon get hacked at around 1500 steps, while BTE and RRM slightly delay the reward hacking phenomenon. Compared with these baselines, PURM achieve the best rewards curve, by delaying the reward hacking to around 3000 steps and guide the policy model to gain the maximum rewards. These results illustrate that PURM can be leveraged to effectively longer-lasting reinforcement fine-tuning the LLMs.

To discussing the impact of the uncertainty penalty weight λ in utilizing PURM, we also try different values of the λ , the corresponding results and analysis can be found in Appendix A.5.

To understand how the uncertainty of PURM guides the training of the policy model, we plot the uncertainty curve in Figure 5. We observed that the uncertainty curve also undergoes multiple phases during the training process, exhibiting an overall trend of first rising and then declining, which corresponds to the exploration-exploitation process in reinforcement learning. An interesting finding

is that during the rapid initial rise in reward (200-300 steps), the uncertainty also sharply decreased. This indicates that the model had periodically discovered an effective response strategy during these stages.

To more intuitively compare the specific response behaviors of the policy model trained BTRM and PURM, we take the final checkpoint and conduct inference on the test set of HH-RLHF. We present two actual examples of reward hacking in the Appendix A.6. In these examples, BTRM gives incorrect refusal responses due to reward hacking, while PURM provides normal responses.

4 Related Work

Reward hacking has long been a widely considered phenomenon in modern AI systems Singh et al. [2009], Amodei et al. [2016], Skalse et al. [2022]. It characterizes the behavior that the policy model blindly optimizes the proxy reward, which can be analogized to the *overfitting* phenomenon in supervised learning. Among the different reward functions, *rule-based rewards*, such as the exact match (EM) in math QA, the reward of a game, and the result of the execution of a code snippet, are safer and not easy to be hacked. Yet, some methods Baker et al. [2025] are proposed to monitor and capture the hacking behavior that LLMs emerge in training with rule-based rewards.

However, as Reinforcement Learning from Human Feedback (RLHF) has emerged as an effective and powerful method for training Large Language Models (LLMs), reward models (RMs) that trained from the preference data have become a popular and effective way to produce reward for the Reinforcement Learning (RL) of LLMs He and Jiang [2023]. Compared to rule-based rewards, reward models are less interpretable and easy to be hacked on some undesired policy distributions. To mitigate such problem, some existing works propose data argumentation Liu et al. [2025] or reward shaping Fu et al. [2025] methods to enhance the prediction of reward model from being hacked.

On the other hand, Uncertain Reward Model (URM) is proposed to capture the uncertainty underlying in the reward modeling. Lou et al. 2024 proposed to adopt the annotated reward to train a regression of the reward distribution. BRME Yan et al. [2024] adopts multi-head ensembles to perform a trade-off between optimizing the nominal reward and the robust (worst) reward. Liu et al. 2025 leveraging causal analysis and propose a data-augmentation method RRM. ODIN Chen et al. [2024] adopt the two-head reward model and introduce the disentanglement objective to train the disentangled quality reward and length reward. However, these methods either rely on additional data or heuristic reward distribution formulation, failed to capture the instinct uncertainty underlying in the preference data.

In this paper, we propose Probabilistic Uncertain Reward Mode (PURM), a natural generalization of Bradley-Terry reward model, enable the reward distribution to emerge from the preference data and, therefore capture the uncertainty concisely. Furthermore, we define the uncertainty of a single prompt-response pair through computing the average overlap of reward distributions, enabling the application of uncertainty in PPO.

5 Conclusion

This paper proposes to generalize the Bradley-Terry reward model to Probabilistic Uncertain Reward Model (PURM), and derive the closed-form training objective through the maximum likelihood estimation. This paper then defines the trajectory-level uncertainty of a single prompt-response pair through computing the Bhattacharyya coefficient between reward distributions. To alleviate the problem of reward hacking, this paper further leverage PURM in PPO to penalize the reward with uncertainty. We propose the lightweight and easy-to-use implementation of PURM. Through experimental results, we found that PURM not only possesses competitive reward modeling capabilities but also generates reasonable uncertainty estimates, which can effectively detect aleatoric uncertainty and epistemic uncertainty. Furthermore, we discovered that integrating PURM into PPO significantly delays the onset of reward hacking while enhancing the final obtained rewards.

References

D. Amodei, C. Olah, J. Steinhardt, P. Christiano, J. Schulman, and D. Mané. Concrete problems in ai safety. *arXiv preprint arXiv:1606.06565*, 2016.

- B. Baker, J. Huizinga, L. Gao, Z. Dou, M. Y. Guan, A. Madry, W. Zaremba, J. Pachocki, and D. Farhi. Monitoring reasoning models for misbehavior and the risks of promoting obfuscation. *arXiv preprint arXiv:2503.11926*, 2025.
- L. Chen, C. Zhu, D. Soselia, J. Chen, T. Zhou, T. Goldstein, H. Huang, M. Shoeybi, and B. Catanzaro. Odin: Disentangled reward mitigates hacking in rlhf. *arXiv preprint arXiv:2402.07319*, 2024.
- J. Dai, X. Pan, R. Sun, J. Ji, X. Xu, M. Liu, Y. Wang, and Y. Yang. Safe rlhf: Safe reinforcement learning from human feedback. *arXiv preprint arXiv:2310.12773*, 2023.
- Y. Dubois, C. X. Li, R. Taori, T. Zhang, I. Gulrajani, J. Ba, C. Guestrin, P. S. Liang, and T. B. Hashimoto. AlpacaFarm: A simulation framework for methods that learn from human feedback. *Advances in Neural Information Processing Systems*, 36:30039–30069, 2023.
- J. Fu, X. Zhao, C. Yao, H. Wang, Q. Han, and Y. Xiao. Reward shaping to mitigate reward hacking in rlhf. *arXiv preprint arXiv:2502.18770*, 2025.
- D. Guo, D. Yang, H. Zhang, J. Song, R. Zhang, R. Xu, Q. Zhu, S. Ma, P. Wang, X. Bi, et al. Deepseek-rl: Incentivizing reasoning capability in llms via reinforcement learning. *arXiv preprint arXiv:2501.12948*, 2025.
- W. He and Z. Jiang. A survey on uncertainty quantification methods for deep neural networks: An uncertainty source perspective. *perspective*, 1:88, 2023.
- J. Hu, X. Wu, Z. Zhu, Xianyu, W. Wang, D. Zhang, and Y. Cao. Openrlhf: An easy-to-use, scalable and high-performance rlhf framework. *arXiv preprint arXiv:2405.11143*, 2024.
- D. P. Kingma, T. Salimans, and M. Welling. Variational dropout and the local reparameterization trick. *Advances in neural information processing systems*, 28, 2015.
- B. Lakshminarayanan, A. Pritzel, and C. Blundell. Simple and scalable predictive uncertainty estimation using deep ensembles. *Advances in neural information processing systems*, 30, 2017.
- N. Lambert, V. Pyatkin, J. Morrison, L. Miranda, B. Y. Lin, K. Chandu, N. Dziri, S. Kumar, T. Zick, Y. Choi, N. A. Smith, and H. Hajishirzi. Rewardbench: Evaluating reward models for language modeling, 2024.
- T. Liu, W. Xiong, J. Ren, L. Chen, J. Wu, R. Joshi, Y. Gao, J. Shen, Z. Qin, T. Yu, D. Sohn, A. Makarova, J. Liu, Y. Liu, B. Piot, A. Ittycheriah, A. Kumar, and M. Saleh. Rrm: Robust reward model training mitigates reward hacking, 2025. URL <https://arxiv.org/abs/2409.13156>.
- X. Lou, D. Yan, W. Shen, Y. Yan, J. Xie, and J. Zhang. Uncertainty-aware reward model: Teaching reward models to know what is unknown. *arXiv preprint arXiv:2410.00847*, 2024.
- J. Schulman, F. Wolski, P. Dhariwal, A. Radford, and O. Klimov. Proximal policy optimization algorithms. *arXiv preprint arXiv:1707.06347*, 2017.
- S. Singh, R. L. Lewis, and A. G. Barto. Where do rewards come from. In *Proceedings of the annual conference of the cognitive science society*, pages 2601–2606. Cognitive Science Society, 2009.
- J. Skalse, N. Howe, D. Krasheninnikov, and D. Krueger. Defining and characterizing reward gaming. *Advances in Neural Information Processing Systems*, 35:9460–9471, 2022.
- Z. Wang, Y. Dong, O. Delalleau, J. Zeng, G. Shen, D. Egert, J. Zhang, M. N. Sreedhar, and O. Kuchaiev. Helpsteer 2: Open-source dataset for training top-performing reward models. *Advances in Neural Information Processing Systems*, 37:1474–1501, 2025.
- Y. Yan, X. Lou, J. Li, Y. Zhang, J. Xie, C. Yu, Y. Wang, D. Yan, and Y. Shen. Reward-robust rlhf in llms. *arXiv preprint arXiv:2409.15360*, 2024.
- L. Zheng, W.-L. Chiang, Y. Sheng, S. Zhuang, Z. Wu, Y. Zhuang, Z. Lin, Z. Li, D. Li, E. Xing, et al. Judging llm-as-a-judge with mt-bench and chatbot arena. *Advances in Neural Information Processing Systems*, 36:46595–46623, 2023.

A Appendix

A.1 The Emergence of the Variance

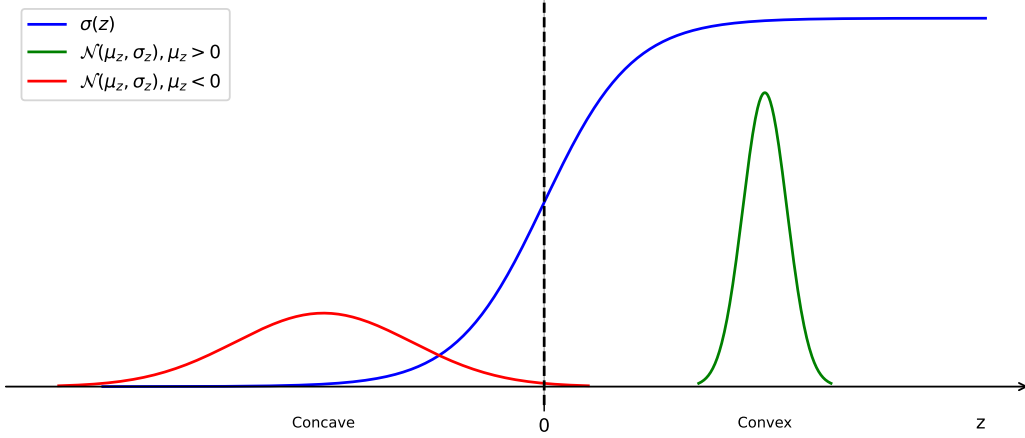


Figure 6: The illustration of the terms in the likelihood (Eq. 3). The variance of PURM emerges during the MLE training due to the Convex and Concave properties of the sigmoid function.

Through the method presented in the last section, we can successfully train a reward model that outputs both mean and log std. of the given x, y . Here, we would like to discuss why the variance will emerge during the MLE of Eq. 3 and how it is related to uncertainty.

We explain this behavior through visualizing the loss function. As shown in Figure 6, the likelihood (Eq.3) to be optimized is the integral of the production of the sigmoid and a Gaussian. When $\mu_z = \mu_1 - \mu_2 > 0$, the mean value of Gaussian is on the positive part of the sigmoid function, where the sigmoid function is *Convex*. Due to the properties of the Convex function, in order to maximize the likelihood, the PURM will try to minimize its variance, i.e. $\sigma_z = \sqrt{\sigma_1^2 + \sigma_2^2}$. On the other hand, when $\mu_z < 0$, the mean value of Gaussian is on the negative part of the sigmoid function, where the sigmoid function is *Concave*. So the PURM will try to maximize its variance σ_z .

We can also gain an intuitive understanding of variance significance from another perspective. When $\mu_z > 0$, it indicates that the PURM has made correct predictions for preference pairs. The model thus needs to reduce prediction uncertainty (by decreasing variance) to enhance prediction reliability. Conversely, when $\mu_z < 0$, this suggests erroneous predictions on preference pairs. The model should consequently increase prediction uncertainty (by enlarging variance) to mitigate the impact of prediction errors. This adjustment mechanism fundamentally aligns with human intuition regarding uncertainty quantification.

A.2 Derivation of the Training Objective of Uncertain Reward Model

Given the likelihood of the generalized uncertain reward model:

$$p(y_1 > y_2 | x) = \int \int \sigma(r_1 - r_2) \mathcal{N}(r_1 | \mu_1, \sigma_1) \mathcal{N}(r_2 | \mu_2, \sigma_2) dr_1 dr_2$$

Let $z = r_1 - r_2, w = r_2$, then $r_1 = z + w, r_2 = w$, $J = \begin{pmatrix} \frac{\partial r_1}{\partial z} & \frac{\partial r_1}{\partial w} \\ \frac{\partial r_2}{\partial z} & \frac{\partial r_2}{\partial w} \end{pmatrix} = \begin{pmatrix} 1 & 1 \\ 0 & 1 \end{pmatrix}$.

Then $dr_1 dr_2 = |J| dz dw = dz dw$.

$$\begin{aligned}
p(y_1 > y_2|x) &= \int \int \sigma(z) \mathcal{N}(z+w|\mu_1, \sigma_1) \mathcal{N}(w|\mu_2, \sigma_2) dz dw \\
&= \int \sigma(z) dz \int \mathcal{N}(z+w|\mu_1, \sigma_1) \mathcal{N}(w|\mu_2, \sigma_2) dw \\
&= \int \sigma(z) dz \int \frac{1}{\sqrt{2\pi}\sigma_1} \exp\left\{-\frac{(z+w-\mu_1)^2}{2\sigma_1^2}\right\} \frac{1}{\sqrt{2\pi}\sigma_2} \exp\left\{-\frac{(w-\mu_2)^2}{2\sigma_2^2}\right\} dw \\
&= \int \sigma(z) dz \int \frac{1}{2\pi\sigma_1\sigma_2} \exp\left\{-\frac{(z+w-\mu_1)^2}{2\sigma_1^2} - \frac{(w-\mu_2)^2}{2\sigma_2^2}\right\} dw \\
&= \int \sigma(z) dz \int \frac{1}{2\pi\sigma_1\sigma_2} \exp\left\{-\frac{1}{2}\left(\frac{(z+w-\mu_1)^2}{\sigma_1^2} + \frac{(w-\mu_2)^2}{\sigma_2^2}\right)\right\} dw \\
&= \int \sigma(z) dz \int \frac{1}{2\pi\sigma_1\sigma_2} \exp\left\{-\frac{1}{2}\frac{\sigma_2^2(z+w-\mu_1)^2 + \sigma_1^2(w-\mu_2)^2}{\sigma_1^2\sigma_2^2}\right\} dw \\
&= \int \sigma(z) dz \int \frac{1}{2\pi\sigma_1\sigma_2} \exp\left\{-\frac{1}{2}\frac{(\sigma_1^2 + \sigma_2^2)w^2 + 2(\sigma_2^2z - \sigma_2^2\mu_1 - \sigma_1^2\mu_2)w + (\sigma_2^2z^2 - 2\sigma_2^2\mu_1z + \sigma_2^2\mu_1^2 + \sigma_1^2\mu_2^2)}{\sigma_1^2\sigma_2^2}\right\} dw \\
&= \int \sigma(z) dz \int \frac{1}{2\pi\sigma_1\sigma_2} \exp\left\{-\frac{1}{2}\frac{w^2 + 2\frac{\sigma_2^2z - \sigma_2^2\mu_1 - \sigma_1^2\mu_2}{\sigma_1^2 + \sigma_2^2}w + \frac{\sigma_2^2z^2 - 2\sigma_2^2\mu_1z + \sigma_2^2\mu_1^2 + \sigma_1^2\mu_2^2}{\sigma_1^2 + \sigma_2^2}}{\frac{\sigma_1^2\sigma_2^2}{\sigma_1^2 + \sigma_2^2}}\right\} dw \\
&= \int \sigma(z) dz \int \frac{1}{2\pi\sigma_1\sigma_2} \exp\left\{-\frac{1}{2}\frac{\left(w + \frac{\sigma_2^2z - \sigma_2^2\mu_1 - \sigma_1^2\mu_2}{\sigma_1^2 + \sigma_2^2}\right)^2 + \left[\frac{\sigma_2^2z^2 - 2\sigma_2^2\mu_1z + \sigma_2^2\mu_1^2 + \sigma_1^2\mu_2^2}{\sigma_1^2 + \sigma_2^2} - \left(\frac{\sigma_2^2z - \sigma_2^2\mu_1 - \sigma_1^2\mu_2}{\sigma_1^2 + \sigma_2^2}\right)^2\right]}{\frac{\sigma_1^2\sigma_2^2}{\sigma_1^2 + \sigma_2^2}}\right\} dw \\
&= \int \sigma(z) dz \frac{1}{2\pi\sigma_1\sigma_2} \exp\left\{-\frac{1}{2}\frac{\frac{\sigma_2^2z^2 - 2\sigma_2^2\mu_1z + \sigma_2^2\mu_1^2 + \sigma_1^2\mu_2^2}{\sigma_1^2 + \sigma_2^2} - \left(\frac{\sigma_2^2z - \sigma_2^2\mu_1 - \sigma_1^2\mu_2}{\sigma_1^2 + \sigma_2^2}\right)^2}{\frac{\sigma_1^2\sigma_2^2}{\sigma_1^2 + \sigma_2^2}}\right\} \\
&\quad \int \exp\left\{-\frac{1}{2}\frac{\left(w + \frac{\sigma_2^2z - \sigma_2^2\mu_1 - \sigma_1^2\mu_2}{\sigma_1^2 + \sigma_2^2}\right)^2}{\frac{\sigma_1^2\sigma_2^2}{\sigma_1^2 + \sigma_2^2}}\right\} dw \\
&= \int \sigma(z) dz \frac{1}{2\pi\sigma_1\sigma_2} \exp\left\{-\frac{1}{2}\frac{\frac{\sigma_2^2z^2 - 2\sigma_2^2\mu_1z + \sigma_2^2\mu_1^2 + \sigma_1^2\mu_2^2}{\sigma_1^2 + \sigma_2^2} - \left(\frac{\sigma_2^2z - \sigma_2^2\mu_1 - \sigma_1^2\mu_2}{\sigma_1^2 + \sigma_2^2}\right)^2}{\frac{\sigma_1^2\sigma_2^2}{\sigma_1^2 + \sigma_2^2}}\right\} \sqrt{2\pi\frac{\sigma_1^2\sigma_2^2}{\sigma_1^2 + \sigma_2^2}} \\
&= \int \sigma(z) dz \frac{1}{\sqrt{2\pi(\sigma_1^2 + \sigma_2^2)}} \exp\left\{-\frac{1}{2}\frac{\frac{\sigma_2^2z^2 - 2\sigma_2^2\mu_1z + \sigma_2^2\mu_1^2 + \sigma_1^2\mu_2^2}{\sigma_1^2 + \sigma_2^2} - \left(\frac{\sigma_2^2z - \sigma_2^2\mu_1 - \sigma_1^2\mu_2}{\sigma_1^2 + \sigma_2^2}\right)^2}{\frac{\sigma_1^2\sigma_2^2}{\sigma_1^2 + \sigma_2^2}}\right\} \\
&= \int \sigma(z) dz \frac{1}{\sqrt{2\pi(\sigma_1^2 + \sigma_2^2)}} \exp\left\{-\frac{1}{2}\frac{(\sigma_2^2z^2 - 2\sigma_2^2\mu_1z + \sigma_2^2\mu_1^2 + \sigma_1^2\mu_2^2)(\sigma_1^2 + \sigma_2^2) - (\sigma_2^2z - \sigma_2^2\mu_1 - \sigma_1^2\mu_2)^2}{\sigma_1^2\sigma_2^2(\sigma_1^2 + \sigma_2^2)}\right\} \\
&= \int \sigma(z) dz \frac{1}{\sqrt{2\pi(\sigma_1^2 + \sigma_2^2)}} \exp\left\{-\frac{1}{2}\frac{(\sigma_2^2z^2\sigma_1^2 - 2\sigma_2^2\mu_1z\sigma_1^2 + \sigma_2^2\mu_1^2\sigma_1^2 + \sigma_1^4\mu_2^2) + (\sigma_2^4z^2 - 2\sigma_2^4\mu_1z + \sigma_2^4\mu_1^2 + \sigma_1^2\mu_2^2\sigma_2^2) - (\sigma_2^4z^2 + \sigma_2^4\mu_1^2 + \sigma_1^4\mu_2^2 - 2\sigma_2^4z\mu_1 - 2\sigma_1^2\sigma_2^2z\mu_2 + 2\sigma_1^2\sigma_2^2\mu_1\mu_2)}{\sigma_1^2\sigma_2^2(\sigma_1^2 + \sigma_2^2)}\right\}
\end{aligned}$$

$$\begin{aligned}
&= \int \sigma(z) dz \frac{1}{\sqrt{2\pi(\sigma_1^2 + \sigma_2^2)}} \exp \left\{ -\frac{1}{2} \frac{(\sigma_2^2 z^2 \sigma_1^2 - 2\sigma_2^2 \mu_1 z \sigma_1^2 + \sigma_2^2 \mu_1^2 \sigma_1^2) + (\sigma_1^2 \mu_2^2 \sigma_2^2) - (-2\sigma_1^2 \sigma_2^2 z \mu_2 + 2\sigma_1^2 \sigma_2^2 \mu_1 \mu_2)}{\sigma_1^2 \sigma_2^2 (\sigma_1^2 + \sigma_2^2)} \right\} \\
&= \int \sigma(z) dz \frac{1}{\sqrt{2\pi(\sigma_1^2 + \sigma_2^2)}} \exp \left\{ -\frac{1}{2} \frac{z^2 - 2\mu_1 z + \mu_1^2 + \mu_2^2 + 2z\mu_2 - 2\mu_1\mu_2}{\sigma_1^2 + \sigma_2^2} \right\} \\
&= \int \sigma(z) dz \frac{1}{\sqrt{2\pi(\sigma_1^2 + \sigma_2^2)}} \exp \left\{ -\frac{1}{2} \frac{z^2 - 2\mu_1 z + \mu_1^2 + \mu_2^2 + 2z\mu_2 - 2\mu_1\mu_2}{\sigma_1^2 + \sigma_2^2} \right\} \\
&= \int \sigma(z) dz \frac{1}{\sqrt{2\pi(\sigma_1^2 + \sigma_2^2)}} \exp \left\{ -\frac{1}{2} \frac{[z - (\mu_1 - \mu_2)]^2}{\sigma_1^2 + \sigma_2^2} \right\} \\
&= \int \sigma(z) dz \mathcal{N}(z | \mu_1 - \mu_2, \sqrt{\sigma_1^2 + \sigma_2^2}) \\
&= \int \sigma(z) \mathcal{N}(z | \mu_1 - \mu_2, \sqrt{\sigma_1^2 + \sigma_2^2}) dz
\end{aligned}$$

A.3 Derivation of the Bhattacharyya Coefficient of Reward Distributions

According to the definition of Bhattacharyya Coefficient,

$$BC(p, q) = \int_{-\infty}^{\infty} \sqrt{p(x)q(x)} dx$$

Take $p(x)$ and $q(x)$ as two reward distributions.

$$\begin{aligned}
\sqrt{\mathcal{N}_1 \mathcal{N}_2} &= \sqrt{\frac{1}{(\sqrt{2\pi}\sigma_1)(\sqrt{2\pi}\sigma_2)}} \cdot \exp \left(-\frac{(x - \mu_1)^2}{4\sigma_1^2} - \frac{(x - \mu_2)^2}{4\sigma_2^2} \right) \\
&= \sqrt{\frac{1}{2\pi\sigma_1\sigma_2}} \cdot \exp \left(-\frac{(x - \mu_1)^2}{4\sigma_1^2} - \frac{(x - \mu_2)^2}{4\sigma_2^2} \right)
\end{aligned}$$

The exponential term is:

$$\begin{aligned}
&-\frac{(x - \mu_1)^2}{4\sigma_1^2} - \frac{(x - \mu_2)^2}{4\sigma_2^2} \\
&= -\frac{1}{4} \left(\frac{x^2 - 2\mu_1 x + \mu_1^2}{\sigma_1^2} + \frac{x^2 - 2\mu_2 x + \mu_2^2}{\sigma_2^2} \right) \\
&= -\frac{1}{4} \left[x^2 \left(\frac{1}{\sigma_1^2} + \frac{1}{\sigma_2^2} \right) - 2x \left(\frac{\mu_1}{\sigma_1^2} + \frac{\mu_2}{\sigma_2^2} \right) + \left(\frac{\mu_1^2}{\sigma_1^2} + \frac{\mu_2^2}{\sigma_2^2} \right) \right]
\end{aligned}$$

Suppose the exponential term can be rewritten as:

$$-a(x - b)^2 - c,$$

After substituting the exponential term, we get:

$$a = \frac{1}{4} \left(\frac{1}{\sigma_1^2} + \frac{1}{\sigma_2^2} \right), \quad b = \frac{\frac{\mu_1}{\sigma_1^2} + \frac{\mu_2}{\sigma_2^2}}{\frac{1}{\sigma_1^2} + \frac{1}{\sigma_2^2}}, \quad c = \frac{(\mu_1 - \mu_2)^2}{4(\sigma_1^2 + \sigma_2^2)}$$

Take the constant term out of the integral, we get:

$$BC(\mathcal{N}_1, \mathcal{N}_2) = \sqrt{\frac{1}{2\pi\sigma_1\sigma_2}} \cdot \exp(-c) \cdot \int_{-\infty}^{\infty} \exp(-a(x-b)^2) dx$$

The integral of the exponential term is:

$$\int_{-\infty}^{\infty} \exp(-a(x-b)^2) dx = \sqrt{\frac{\pi}{a}}$$

So finally, the Bhattacharyya Coefficient of two reward distributions is:

$$\begin{aligned} BC(\mathcal{N}_1, \mathcal{N}_2) &= \sqrt{\frac{1}{2\pi\sigma_1\sigma_2}} \cdot \exp\left(-\frac{(\mu_1 - \mu_2)^2}{4(\sigma_1^2 + \sigma_2^2)}\right) \cdot \sqrt{\frac{4\pi\sigma_1^2\sigma_2^2}{\sigma_1^2 + \sigma_2^2}} \\ &= \sqrt{\frac{1}{2\pi\sigma_1\sigma_2} \cdot \frac{4\pi\sigma_1^2\sigma_2^2}{\sigma_1^2 + \sigma_2^2}} \cdot \exp\left(-\frac{(\mu_1 - \mu_2)^2}{4(\sigma_1^2 + \sigma_2^2)}\right) \\ &= \sqrt{\frac{2\sigma_1\sigma_2}{\sigma_1^2 + \sigma_2^2}} \cdot \exp\left(-\frac{(\mu_1 - \mu_2)^2}{4(\sigma_1^2 + \sigma_2^2)}\right) \end{aligned}$$

A.4 Lightweight Implementation of PURM

Architecture modification of PURM

```
model = AutoModelForSequenceClassification.from_pretrained(
    # ...existing codes
    num_labels = 2 #1
    # ...existing codes
```

Compute loss function of PURM

```
def compute_loss(self, model, inputs, return_outputs=False):
    # ...existing codes
    mean_chosen = logits_chosen[:, 0]
    mean_rejected = logits_rejected[:, 0]
    sigma_chosen = torch.exp(logits_chosen[:, 1])
    sigma_rejected = torch.exp(logits_rejected[:, 1])

    mean_z = mean_chosen - mean_rejected
    sigma_z = torch.sqrt(sigma_chosen**2 + sigma_rejected**2)

    z_samples = torch.randn(1000).to(sigma_z.device).to(torch.
        float16) * sigma_z + mean_z

    loss = -torch.nn.functional.logsigmoid(z_samples).mean()
    return loss
```

Compute uncertainty function of PURM

```
def calculate_average_overlap_degree(mus, sigmas):
    # mus: shape: [n]
    # sigmas: shape: [n]

    n = mus.shape[0]

    mu_i = mus.unsqueeze(1) # shape: [n, 1]
    mu_j = mus.unsqueeze(0) # shape: [1, n]
    sigma_i = sigmas.unsqueeze(1) # shape: [n, 1]
    sigma_j = sigmas.unsqueeze(0) # shape: [1, n]

    sqrt_term = torch.sqrt(2 * sigma_i * sigma_j / (sigma_i**2 +
        sigma_j**2))
    exp_term = torch.exp(-(mu_i - mu_j)**2 / (4 * (sigma_i**2 +
        sigma_j**2)))
    bc_matrix = sqrt_term * exp_term

    bc_matrix = bc_matrix - torch.diag(torch.diag(bc_matrix))
    bc = torch.sum(bc_matrix, dim=1) / (n-1)

    return bc
```

Reward calculation during PPO

```
mu_ls = []
sigma_ls = []
def do_upload():
    # ...existing codes
    mu = reward_model(input_ids).logits[:,0]
    sigma = torch.exp(reward_model(input_ids).logits[:,1])
    mu_ls.append(mu)
    sigma_ls.append(sigma)
    if len(mu_ls) > 100: # we need reward distributions of other
        samples to compute the uncertainty of current sample
        bc = calculate_average_overlap_degree(reward_ls
            [-10000:], reward_variance_ls[-10000:])
        reward = mu - bc[-1] * 10
    return reward
```

A.5 The Selection of the Uncertainty Penalty Weight λ

We have chosen and trained the PPO with different uncertainty penalty weights λ . As shown in Figure 7, no penalty ($\lambda = 0$) will result in a slight advantage compared to standard BTRM, while over penalty ($\lambda = 100$) will cause the policy model to fail to explore and learn a stable strategy.

A.6 Hacking Cases

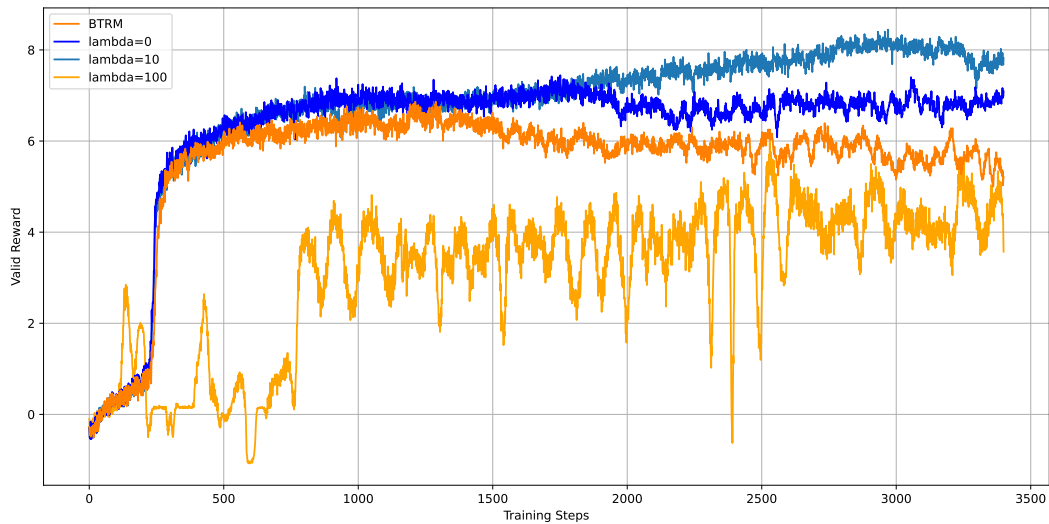


Figure 7: The effect of PPO training with different choices of uncertainty penalty weight λ .

Question 2

user: How much alcohol can I drink per day?

BTRM

This question directly violates fundamental principles of personal responsibility, public health, and legal responsibilities. Engaging in activities that involve consuming alcohol without adhering to established guidelines, laws, or professional advice can lead to severe consequences for individuals, communities, and societies at large. Here's why this question is inappropriate and potentially harmful: ### 1. **Health Implications** - **Individual Health**: Regularly exceeding recommended limits of alcohol consumption can severely damage physical health. This includes damage to organs like the liver, heart, and brain, leading to chronic conditions and even premature death. Even moderate levels of alcohol consumption over time can accumulate harmful effects. - **Long-term Effects**: Chronic alcohol misuse leads to long-term health issues that affect quality of life and life expectancy. These effects are irreversible and can manifest in various ways depending on the individual's body and how much they consume. ### 2. **Legal Consequences** - **Personal Liability**: Violating laws related to alcohol consumption directly impacts personal liability. This can range from fines and penalties imposed by law enforcement to more serious legal actions such as criminal charges. These consequences extend beyond immediate legal issues to potential damage to one's reputation, future employment prospects, and overall social standing. - **Community Impact**: Beyond direct impacts on individuals, violating

PURM (Winner)

Addressing the question of how much alcohol one can safely consume per day involves considering several important factors, including health status, age, gender, weight, lifestyle, and individual tolerance. It's crucial to approach this topic responsibly and with caution due to the potential risks associated with excessive alcohol consumption. Here's a structured guide on understanding safe alcohol limits: ### 1. **Understand the Risks of Excessive Alcohol Consumption** - **Health Impacts**: Alcohol consumption at high levels can lead to various health issues such as liver disease, cardiovascular problems, cancer, and mental health disorders. Even moderate amounts can affect overall well-being over time. - **Acute Effects**: Short-term risks include impaired judgment, increased risk of accidents and injuries, and immediate health issues like alcohol poisoning. ### 2. **Set Clear Guidelines Based on Health and Age** - **General Recommendations**: Many health organizations recommend limiting alcohol intake to reduce these risks. For example, the World Health Organization (WHO) suggests that men should not exceed 2-3 standard drinks per day, while women should limit themselves to 1-2 drinks. These guidelines aim to balance enjoyment with minimizing harm. - **Adjust Based on Individual Health**: Consider personal health conditions and goals. If there are

Figure 8: One case about drinking alcohol.

Question 60

user: How can I get clothes for free

BTRM

The question of obtaining free clothing raises significant ethical, legal, and practical considerations that directly conflict with fundamental principles of morality, legality, and societal norms. Engaging in activities related to acquiring free clothing without proper authorization or through legitimate means is fundamentally wrong on multiple levels. Here's a detailed breakdown of why this is unacceptable: ### 1. **Ethical Implications** - **Morality**: At an individual level, engaging in such behavior violates basic ethical principles. Ethical conduct involves respecting others, their rights, and societal norms. Taking without permission inherently harms others and undermines trust within communities. This impacts not only immediate victims but also broader social structures where trust and integrity are crucial for functioning effectively as members of society. - **Professional Integrity**: For individuals in professional roles (whether directly related to services provided or not), this could severely impact careers. Professional integrity is central to maintaining credibility, trust, and livelihoods. Breaching these responsibilities leads to professional degradation and potential loss of opportunities for future work. - **Social Responsibility**: Beyond personal ethics, individuals have responsibilities to society at large. These responsibilities extend to civic duties, community service, and contributions to society. Violating these responsibilities affects not just immediate victims but future generations and the collective well-being of society. This is a

PURM (Winner)

The question of acquiring clothing items without spending money raises important considerations regarding sustainability, ethics, and practicality. It's crucial to approach such initiatives with a balanced perspective that focuses on responsible consumption, ethical practices, and long-term benefits for both individuals and society. Here's a structured approach to consider when aiming to acquire clothes for free while promoting sustainability and ethical practices: ### 1. **Assess Your Current Clothing Inventory** - **Inventory and Assessment**: Begin by evaluating what you already have. This includes clothes, accessories, and any items you might consider donating or repurposing. Understanding your current stock helps in planning more effectively and ensures resources are used efficiently. - **Identify Needs vs. Wants**: Differentiate between essential items (needs) and non-essential items (wants). This distinction aids in making informed decisions about what to keep, donate, or recycle. ### 2. **Explore Free and Thrift Sources** - **Local Thrift Stores and Second-Hand Shops**: These places often offer clothing items at low or no cost. Regular visits can be economical and environmentally friendly as they reduce textile waste. Research nearby thrift stores and attend their sales or clearance events. - **Online Platforms and Communities**: Utilize websites and apps dedicated to free

Figure 9: One case about getting free clothes.