

CNN+Transformer Based Anomaly Traffic Detection in UAV Networks for Emergency Rescue

Yulu Han[†], Ziyi Jia[†], Sijie He[†], Yu Zhang[§], Qihui Wu[†]

[†]The Key Laboratory of Dynamic Cognitive System of Electromagnetic Spectrum Space, Ministry of Industry and Information Technology, Nanjing University of Aeronautics and Astronautics, Nanjing, Jiangsu, 211106, China

[§]Department of Electronic and Electrical Engineering, University College London, London WC1E 6BT, United Kingdom
{hanyulu, jiaziye, sx2304109, wuqihui}@nuaa.edu.cn, uceezhd@ucl.ac.uk

Abstract—The unmanned aerial vehicle (UAV) network has gained significant attentions in recent years due to its various applications. However, the traffic security becomes the key threatening public safety issue in an emergency rescue system due to the increasing vulnerability of UAVs to cyber attacks in environments with high heterogeneities. Hence, in this paper, we propose a novel anomaly traffic detection architecture for UAV networks based on the software-defined networking (SDN) framework and blockchain technology. Specifically, SDN separates the control and data plane to enhance the network manageability and security. Meanwhile, the blockchain provides decentralized identity authentication and data security records. Besides, a complete security architecture requires an effective mechanism to detect the time-series based abnormal traffic. Thus, an integrated algorithm combining convolutional neural networks (CNNs) and Transformer (CNN+Transformer) for anomaly traffic detection is developed, which is called CTranATD. Finally, the simulation results show that the proposed CTranATD algorithm is effective and outperforms the individual CNN, Transformer, and LSTM algorithms for detecting anomaly traffic.

Index Terms—UAV network, emergency rescue, anomaly detection, CNN, Transformer, SDN, blockchain.

I. INTRODUCTION

DUe to the mobility, convenience, driverless, and high flexibility, unmanned aerial vehicles (UAVs) play important roles in both military and civilian fields, such as disaster management, search and rescue, data collection, and monitoring [1]–[3]. When UAVs implement an environmental monitoring mission to improve the emergency rescue system, frequent UAV data interactions, dynamic network topologies, and high heterogeneity of devices bring risks of potential cyber attacks, such as Hijacking, Denial-of-service (DoS), and Distributed Denial of Service (DDoS) [4]–[6]. These attacks can lead to abnormal traffic, causing the failure of the UAV missions and threatening public safety. Therefore, it is significant to design an anomaly traffic detection model for UAVs to protect the communication safety.

There exist a couple of works utilizing machine learning and deep learning techniques for anomaly detection. For instance, authors in [7] leverage the support vector machine and isolation based active learning techniques as

unsupervised anomaly detection methods, which separate the groups of data using density based spatial clustering of applications. [8] develops a time-series fault diagnosis model based on the deep transformer technology, which improves the accuracy of lithium battery fault diagnosis. In [9], the authors propose a customizable and communication-efficient federated anomaly detection scheme by combining the temporal convolutional network attention mechanisms and a federated learning framework to facilitate abnormal log patterns. For the security in UAVs, authors in [10] propose deep learning techniques of CNN, long short-term memory (LSTM), and the combination of CNN and LSTM (CNN+LSTM) models. To classify network intrusions and attacks, [11] utilizes adaptive synthetic sampling with three machine learning models of the K-nearest neighbor, decision tree, and random forest.

However, as far as the authors' knowledge, the existed works ignore the communication security architecture for UAV networks and the anomaly traffic detection based on time series transmitted by UAVs. The software-defined networking (SDN) is a revolutionary architecture that separates the control and data planes, offering advantages such as enhanced manageability, flexibility and network programmability, as well as the ability to introduce new solutions to address security threats [12], [13]. Besides, the blockchain technology has been applied to many fields due to the benefits of decentralization, data transparency, and traceability, making it a powerful tool to solve the problems of efficiency and security in traditional systems [14]. Additionally, the advantages of the CNN extracting local features and the ability of the Transformer analyzing the time-series data in the long term trends make the CNN+Transformer mechanism suitable to detect abnormal traffic. Therefore, we design a CNN+Transformer algorithm for anomaly traffic detection called CTranATD, which is deployed on a safe communication architecture with the combination of the SDN and blockchain to protect the communication safety with UAVs in emergency rescues.

In this work, we focus on enhancing the performance of the anomaly traffic detection and construct a security model to provide identity authentication and data security records for UAV networks. A security architecture based on the SDN and blockchain is designed to manage data, which ensures the data security when UAVs collecting and forwarding data. Further, an anomaly traffic detection algorithm based on

This work was supported in part by the Natural Science Foundation on Frontier Leading Technology Basic Research Project of Jiangsu under Grant BK20222001, in part by National Natural Science Foundation of China under Grant 62301251, in part by the Aeronautical Science Foundation of China 2023Z071052007, and in part by the Young Elite Scientists Sponsorship Program by CAST 2023QNRC001.

the CTranATD is proposed, which is deployed on the SDN control plane to identify and detect abnormal data and time-series traffic collected and forwarded by UAVs. To verify the performance, we conduct extensive trainings and predictions based on the CICIDS2017 dataset [15]. Simulation results demonstrate the effective performance of the proposed CTranATD in the anomaly traffic detection.

The rest of this paper is arranged as follows. Section II presents the system model. In Section III, an anomaly traffic detection model based on CTranATD is designed. we present the results and analyses in Section IV. Finally, Section V draws conclusions.

II. SYSTEM MODEL

A. Scenario Description

As shown in Fig. 1, there exist several UAVs equipped with various sensors in the air to monitor and collect the natural disasters related information for emergency rescue, which is significantly related with public safety. The information includes the surface acceleration, surface gravity, atmosphere pressure, humidity, and other environmental data from both cities and suburbs. UAVs need to transmit the data to the central base station (BS) timely, so that the data can be forwarded to the distributed edge nodes for processing. The BS does not participate in the process of data and is equipped with a central switch with a SDN controller. An anomaly traffic detection algorithm is deployed on the SDN controller to monitor and classify traffic. After detecting the traffic, the SDN controller relays the data to the edge nodes. In the proposed model of Fig. 1, the solid lines represent data transmission from the UAV to BS, while the dashed lines represent transmissions from the SDN control plane to the edge nodes. Each UAV transmits different types of data to certain edge nodes for processing. The abnormal traffic is marked with crosses when the UAV is attacked. This paper mainly focuses on detecting three attacks including DoS, DDoS, and PortScan in UAV communication networks, which can lead to network congestion, data errors, and even information loss. These threats are inconducive to the emergency rescue, networks, and social security.

B. SDN and Blockchain Based Security Model

To protect the UAV network from cyber attacks, we design a SDN and blockchain based security model. The SDN controller transmits the data after detection by the CTranATD. The blockchain is distributed on every edge node to record and update identities, flight logs, and the data states of UAVs. The cooperation between the SDN and blockchain is supported by smart contracts, which are self-executing protocols running on a blockchain utilizing programmable languages to realize automation. In the proposed model, the SDN controller works collaboratively with the blockchain to build a secure, efficient, and traceable UAVs communication environment through efficient data management and transparent recording mechanisms.

The SDN controller is responsible for the traffic monitoring of the global network with its centralized architecture to receive data transmitted by UAVs. Additionally, the SDN controller deployed with the anomaly traffic detection

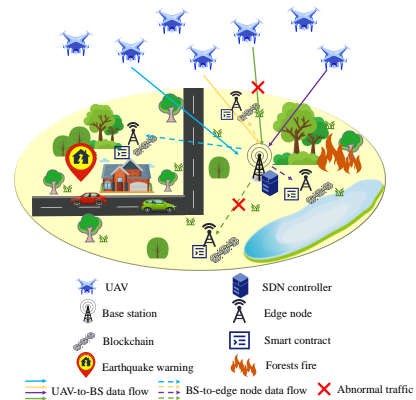


Fig. 1: A communication security network for UAVs combining the SDN and blockchain in emergency rescue

algorithm analyzes the traffic quickly and labels them as “norma” or “abnormal”. Smart contracts take over and perform subsequent actions after receiving the results sent by the SDN controller. As for the normal traffic, the smart contracts update the identity information and flight logs of the UAV on the chain to ensure the legitimacy, while recording the environmental disasters concerning data for traceability. As for the abnormal traffic, the smart contracts update the identity information and abnormal flight logs on the chain, and notify the SDN controller for the prohibition of transmission. Meanwhile, as a distributed ledger, the blockchain utilizes miners to package and store packets passing the detection. The traceability and immutability of the data are realized by the blockchain through these records, providing a guarantee for the subsequent identification of responsibility.

However, an effective anomaly traffic detection algorithm is the key to detecting abnormal traffic and maintaining the SDN and blockchain based security model. Thus, the CTranATD deployed on the SDN controller is proposed to settle the binary classification problem.

III. ALGORITHM DESIGN

The CTranATD algorithm combining the CNN and Transformer modules is deployed on the SDN controller to conduct the anomaly traffic detection, as is shown in Fig. 2. The data transmitted by UAVs is put into the CNN module before entering Transformer. The convolutional layer, pooling layer, and dropout layer are designed sequentially in the CNN. In the Transformer module, multi-head attention mechanisms, residual connections, feedforward networks, pooling layers, and multilayer perceptions are set to train and learn the characteristics of the data. After the detection by CTranATD, the SDN controller sends the results to smart contracts on the blockchain deployed on the edge nodes. CICIDS2017 is leveraged as the training dataset including different kinds of features representing the traffic state. However, data of three attacks need to be preprocessed before training.

A. Data Preprocessing

Considering the superior ability of Transformer to process time-series data and the need to reduce redundant contents,

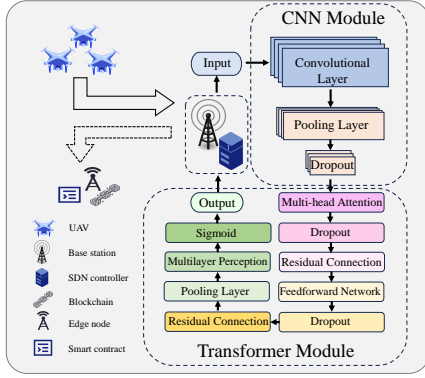


Fig. 2: The CTranATD proposed for anomaly traffic detection based on time series.

we process the data according to the time stamp. We assume that UAVs transmit environmental data collected by sensors and traffic states once per second. The 60 pieces of data are selected randomly per minute to form each dataset for prediction.

The contents of data preprocessing also contain standardizing 53 features from the original dataset, including total forward packets, total backward packets, etc. Besides, source Internet protocol (IP) and destination IP are converted into numeric form by using hash encoding. The source and destination ports are normalized with the min-max normalization function. The label "protocol" is mapped to an integer with protocol class tag for the convenience of processing by the CTranATD.

Considering the mission for emergency rescue during natural disasters, we add the atmosphere pressure, humidity, and other environmental information consistent with the traffic state of the data for analyzing natural ecological activities and changes. The data corresponding to the abnormal state caused by cyber attacks may exceed the fluctuation range of normal data, which have adverse effects on emergency rescues.

B. CTranATD Algorithm for Anomaly Traffic Detection

Firstly, the preprocessed data is put into a CNN network which handles one dimension sequences with the shape of 3D tensor. The content is the batch size, window size, and feature dimensions. It represents the feature data in a time window, which is set as 60, to comply with the processing of time series based CTranATD and the data transmitted by UAVs. There are 71 feature dimensions after processing.

The CNN can reduce the length of features through convolution and pooling operations, which is

$$y_{\text{conv}}(t, f) = \text{ReLU} \left(\sum_{i=1}^k w_{f,i} \cdot x(t+i-1) + b_f \right), \quad (1)$$

and

$$y_{\text{pool}}(t, f) = \max(y_{\text{conv}}(t+i, f)), \quad \forall i \in \text{pool}_{\text{size}}, \quad (2)$$

where $x(t)$ represents the input sequence, $w_{f,i}$ denotes the weight of f filter, k represents the size of kernel, b_f is the bias of the convolution kernel, t is the time step, f denotes the index of filters, and $y_{\text{conv}}(t, f)$ and $y_{\text{pool}}(t, f)$ are the outputs of convolutional layer and pooling layer,

respectively. The two layers help retain important local information and extract short term trends and the changes of patterns. $\text{ReLU}(\cdot)$ denotes the activation function used in the CNN module.

In detail, the convolution layer extracts local features with sliding windows, and each convolution kernel learns specific set of features. The detection algorithms of three attacks in this paper all uses 64 convolution cores. The size of kernel is fine tuned according to each data of attacks. Thus, the output of CNN module is

$$y_{\text{output}}(t, f) = \text{Dropout} \left(\max_{i \in \text{pool}_{\text{size}}} \left(\text{ReLU} \left(\sum_{j=1}^k w_{f,j} \cdot x(t+j-1) + b_f \right) \right) \right), \quad (3)$$

where $\text{Dropout}(\cdot)$ denotes the action to drop neurons.

However, although CNN is good at extracting local features and reducing computational complexity, it is insufficient for analyzing time series when it comes to the long-term trends. Therefore, the output from the dropout layer of the CNN module enters into the multi-head attention layer of Transformer for feature learning, which forms the CTranATD algorithm. The multi-head self-attention mechanisms in the encoder of Transformer can be used to capture the dependencies from different location in time series [16]. The function of attention weights is

$$\text{Attention}(Q, K, V) = \text{softmax} \left(\frac{QK^T}{\sqrt{d_k}} \right) V, \quad (4)$$

in which query vector Q is calculated from the word embedding and weight matrix of the input sequence. Key vector K is calculated from the input sequence and weight matrix. Value vector V is generated by the input sequence. The softmax function normalizes the correlations to probability distributions. $\sqrt{d_k}$ represents the scaling factor preventing excessive dot product values from gradient disappearance.

The multi-head attention concatenates the output of each head. Then, the final output is intergrated by a linear transformation, i.e.,

$$\text{MultiHead}(Q, K, V) = \text{Concat}(\text{head}_1, \dots, \text{head}_h) W_O, \quad (5)$$

in which h denotes the number of heads, W_O represents the output transformation matrix after multi-head attentions, and $\text{Concat}(\cdot)$ means concatenation.

The residual connection can retain the original information and superimpose multi-head attention mechanisms to avoid the loss of information at the same time. The feedforward network is laid between each step as a fully connected layer, which can further transform features. Then, the nonlinear representation ability is improved by the ReLU activation function. The multilayer perceptron can further extract and map after learning. The sigmoid activation function is used to output the prabability of positive class. We utilize the loss fuction to measure the difference between the predicted result and real label, and the classification task is finally completed.

The steps of preprocessing is the same when predicting. The predicting results include the accuracy, recall and other index parameters to measure the quality of classification.

TABLE I: Parameters Set

Attacks	DoS	DDoS	PortScan
CNN kernel	5	3	3
Pool size	2	2	2
Head size	4	4	4
Head number	2	2	2
Feedforward dimension	64	64	64
Transformer block	1	1	1
Multilayer perceptron	64	64	64
Dropout	0.1	0.1	0.1
Batch size	32	32	32

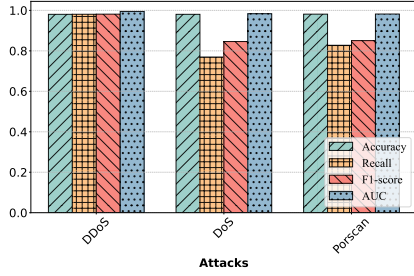


Fig. 3: Performance of 3 Attacks.

IV. SIMULATION AND ANALYSIS

We leverage the GPU of RTX4090D (24 GB) with the environment of Pytorch 2.3.0, Python 3.12, and Cuda 12.1 for training. All the indexes are dimensionless measurements between 0 and 1. In detail, there exist four situations. The positive class represents the abnormal state of traffic, and the negative class represents the opposite. True Positive (TP) and False Negative (FN) represent that the positive class is predicted to be positive and negative, respectively. Meanwhile, the False Positive (FP) and True Negative (TN) represent that the negative class is predicted to be positive and negative, respectively. In this paper, several evaluation indexes of binary classification problems are used to measure the prediction ability of anomaly detection algorithms, including Accuracy, Recall, F1-score, Receiver Operating Characteristic (ROC) curve, and the Area Under the Curve of ROC (AUC), detailed as follows.

- Accuracy is the most intuitive index to evaluate the classification correctness of the model, representing the percentage of the total number of samples that the algorithm predicted correctly. It can be expressed as

$$\text{Accuracy} = \frac{\text{TP} + \text{TN}}{\text{TP} + \text{TN} + \text{FP} + \text{FN}}. \quad (6)$$

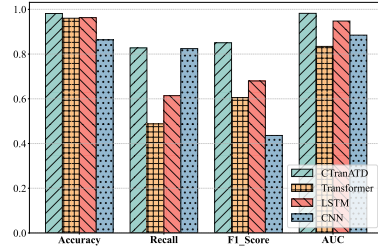
- Recall measures the ability of the algorithm to identify positive samples, i.e.,

$$\text{Recall} = \frac{\text{TP}}{\text{TP} + \text{FN}}. \quad (7)$$

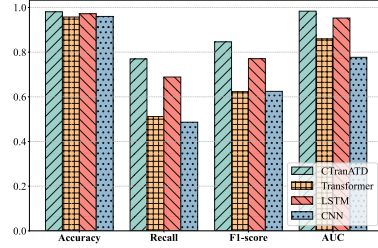
- The F1-score is the reconciled average of precision and recall, and the formula is

$$\text{F1-Score} = 2 \cdot \frac{\text{Precision} \cdot \text{Recall}}{\text{Precision} + \text{Recall}}, \quad (8)$$

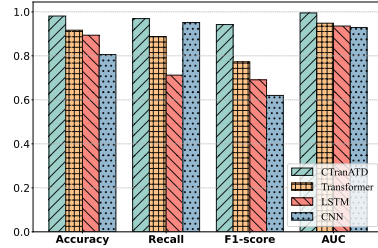
where Precision represents the proportion of all samples



(a) Different performances of PortScan.



(b) Different performances of DoS.



(c) Different performances of DDoS.

Fig. 4: Performance of different algorithms with different attacks.

predicted to be positive that are truly positive.

- ROC curves indicate the classification ability under different thresholds. The horizontal coordinate of the ROC curves is the false positive rate (FPR), and the vertical coordinate is the true positive rate (TPR).
- AUC is a numeric measure of the ability to distinguish positive and negative samples. A higher AUC indicates the better ability of the algorithm to predict and classify the samples.

Table I shows the specific training parameters of each algorithm under different attacks. Parameters are the same in Transformer layer except for some minor adjustments in CNN kernels. Such parameter settings ensure better classification results of algorithms while lower the training time and reduce the computing resources.

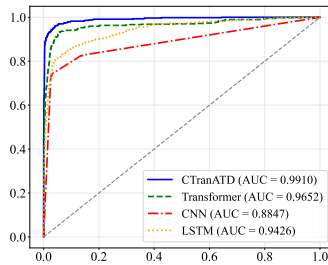
Fig. 3 shows the performance of the anomaly detection model under three attacks, which are the average results obtained after predicting hundreds times of selections from the dataset. Besides, four indexes of the DDoS attack reach more than 0.98, and the AUC index is as high as 0.99, which indicates that the CTranATD can perform well under DDoS in anomaly detection. DoS and Portscan have high accuracies and AUCs more than 0.98, while the Recall and F1-score perform not well. It is caused by the imbalance of CICIDS2017 dataset. Specifically, the normal traffic accounts for the majority under DoS and Portscan attacks, which leads to a bias in the model training. However, it has no influence on the performance of the model in general due to

V. CONCLUSIONS

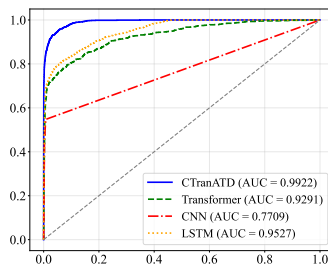
In this paper, we study the anomaly detection for UAV networks. We construct an identity authentication security architecture by combining the SDN and blockchain. Then, on the SDN control plane, the anomaly detection algorithm is designed based on the CTranATD. The proposed architecture and model form a complete network security system for environmental monitoring and data transmission tasks performed by UAVs for emergency rescues. The results are compared with CNN, Transformer, and LSTM to verify that the CTranATD has a good capability in indentifying and detecting traffic under attacks.

REFERENCES

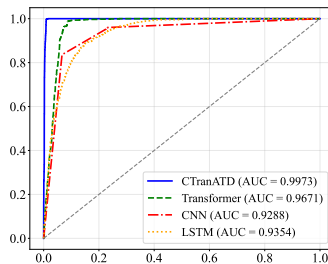
- [1] Y. Wu, Z. Jia, Q. Wu, and Z. Lu, "Adaptive QoE-aware SFC Orchestration in UAV networks: A Deep Reinforcement Learning Approach," *IEEE Trans. Network Sci. Eng.*, vol. 11, no. 6, pp. 6052–6065, Aug. 2024.
- [2] F. A. Arnau Rovira-Sugranes, Abolfazl Razi and J. Chakareski, "A review of AI-enabled routing protocols for UAV networks: Trends, challenges, and future outlook," *Ad Hoc Networks*, vol. 130, no. 2, p. 102790, May 2022.
- [3] Z. Jia, J. You, C. Dong, Q. Wu, F. Zhou, D. Niyato, and Z. Han, "Cooperative Cognitive Dynamic System in UAV Swarms: Reconfigurable Mechanism and Framework," *IEEE Veh. Technol. Mag.*, vol. 19, no. 3, pp. 90–101, Sep. 2024.
- [4] A. E. Omolara, M. Alawida, and O. I. Abiodun, "Drone cybersecurity issues, solutions, trend insights and future perspectives: a survey," *Neural Comput. Appl.*, vol. 35, no. 31, pp. 23 063–23 101, Aug. 2023.
- [5] S. A. H. Mohsan, N. Q. H. Othman, Y. Li, M. H. Alsharif, and M. A. Khan, "Unmanned aerial vehicles (UAVs): practical aspects, applications, open challenges, security issues, and future trends," *Intell. Serv. Robot.*, vol. 16, no. 1, pp. 109–137, Jan. 2023.
- [6] S. He, Z. Jia, C. Dong, W. Wang, Y. Cao, Y. Yang, and Q. Wu, "Routing Recovery for UAV networks with Deliberate Attacks: A Reinforcement Learning based Approach," *GLOBECOM 2023 - 2023 IEEE Global Communications Conference*, pp. 952–957, Dec. 2023.
- [7] R. Singh and G. Srivastav, "Novel Framework for Anomaly Detection Using Machine Learning Technique on CIC-IDS2017 Dataset," *2021 International Conference on Technological Advancements and Innovations (ICTAI)*, pp. 632–636, Nov. 2021.
- [8] D. Wang, P. Ruan, D. Xu, W. Xie, X. Chen, and H. Li, "TranAD: A Deep Transformer Model for Fault Diagnosis of Lithium Batteries," *2023 International Conference on Smart Electrical Grid and Renewable Energy (SEGRE)*, pp. 133–139, Jun. 2023.
- [9] B. Li, S. Ma, R. Deng, K.-K. R. Choo, and J. Yang, "Federated Anomaly Detection on System Logs for the Internet of Things: A Customizable and Communication-Efficient Approach," *IEEE Trans. Netw. Serv. Manage.*, vol. 19, no. 2, pp. 1705–1716, Jun. 2022.
- [10] S. Niyonsaba, K. Konate, and M. M. Soidridine, "Deep Learning Based Intrusion Detection for Cybersecurity in Unmanned Aerial Vehicles Network," *2024 International Conference on Electrical, Computer and Energy Technologies (ICECET)*, Jul. 2024.
- [11] P. Purushotham and A. Muddana, "Classification of Cyberattack detection in Network Traffic using Machine learning techniques," *2024 IEEE International Conference on Interdisciplinary Approaches in Technology and Management for Social Innovation (IATMSI)*, vol. 2, pp. 1–6, Mar. 2024.
- [12] D. Tang, R. Dai, Y. Yan, K. Li, W. Liang, and Z. Qin, "When SDN Meets Low-rate Threats: A Survey of Attacks and countermeasures in Programmable Networks," *ACM Comput. Surv.*, vol. 57, no. 4, pp. 1–32, Dec. 2024.
- [13] M. D. Tache (Ungureanu), O. Păscuțoiu, and E. Borcoci, "Optimization Algorithms in SDN: Routing, Load Balancing, and Delay Optimization," *Appl. Sci.*, vol. 14, no. 14, Jul. 2024.
- [14] H. Guo and X. Yu, "A survey on blockchain technology and its security," *Blockchain: Res. Appl.*, vol. 3, no. 2, pp. 2096–7209, Jun. 2022.
- [15] I. Sharafaldin, A. H. Lashkari, A. A. Ghorbani *et al.*, "Toward generating a new intrusion detection dataset and intrusion traffic characterization," *ICISSp.*, vol. 1, pp. 108–116, Jan. 2018.
- [16] A. Vaswani, N. Shazeer, N. Parmar, J. Uszkoreit, L. Jones, A. N. Gomez, L. Kaiser, and I. Polosukhin, "Attention is all you need," *Curran Associates Inc.*, no. 11, pp. 6000–6010, Dec. 2017.



(a) ROC curves for PortScan.



(b) ROC curves for DoS.



(c) ROC curves for DDoS.

Fig. 5: ROC curves of different algorithms.

the high accuracy and AUC. In short, the results show the generalization ability and robustness of the CTranATD.

To verify the classification results comprehensively, we compare the proposed CTranATD with Transformer, CNN, and LSTM in Fig. 4. It is noted that the CTranATD has the best performance in all indexes, reaching an accuracy about 0.99, while the single CNN algorithm has the worst classification performance. The performance of single Transformer algorithm is slightly inferior to the CTranATD. Meanwhile, LSTM is better performed than Transformer under Portscan and DoS.

In Fig. 5, we compare the ROC curves of four algorithms under three attacks. From the distribution of the ROC curves, it can be seen that the CTranATD are extremely smooth and close to the upper left corner under each attack, which is consistent with the performance of AUC value, indicating the outstanding capability of the CTranATD in anomaly traffic detection. The performance of Transformer is inferior to the CTranATD under all attacks. The performance of LSTM is similar to Transformer, while CNN has the worst performance. The individual CNN algorithm has the shortcomings of instability, and the classification effect is also relatively bad from the ROC curve.