

# ImageSet2Text: Describing Sets of Images through Text

Piera Riccio<sup>1</sup>, Francesco Galati<sup>2</sup>, Kajetan Schweighofer<sup>3</sup>, Noa Garcia<sup>4</sup>, Nuria Oliver<sup>1</sup>

<sup>1</sup>ELLIS Alicante, Spain <sup>2</sup>Independent Researcher

<sup>3</sup>Johannes Kepler University Linz, Austria <sup>4</sup>The University of Osaka, Japan

piera@ellisalicante.org



Figure 1. ImageSet2Text generates detailed and nuanced descriptions from large sets of images. We report two descriptions and corresponding 4x4 grids, composed of 16 randomly selected images belonging to the described image sets [55] [57].

## Abstract

We introduce *ImageSet2Text*, a novel approach that leverages vision-language foundation models to automatically create natural language descriptions of image sets. Inspired by concept bottleneck models (CBMs) and based on visual-question answering (VQA) chains, *ImageSet2Text* iteratively extracts key concepts from image subsets, encodes them into a structured graph, and refines insights using an external knowledge graph and CLIP-based validation. This iterative process enhances interpretability and enables accurate and detailed set-level summarization. Through extensive experiments, we evaluate *ImageSet2Text*’s descriptions on accuracy, completeness, readability and overall quality, benchmarking it against existing vision-language models and introducing new datasets for large-scale group image captioning.

## 1. Introduction

Summarizing entire image sets in natural language is important to capture overarching themes and trends among the images, hence simplifying the navigation and understanding of large image collections. In fact, image set summa-

rization is necessary in a variety of applications, including assistive technologies [5, 22] and cultural analytics [7, 40]. In explainable AI, dataset-level insights have been found to be valuable for bias detection, influential sample analysis, and data segmentation [12, 15, 19, 47, 54]. Furthermore, the growing demand for transparency in AI training datasets has made this need even more pressing [20], especially with emerging AI regulations such as the EU AI Act [48].

While significant progress has been made in vision-language modeling and image captioning, most approaches focus on individual images [25, 61, 64] or sets with a limited number of images [2, 10, 30, 65]. Despite its importance, the summarization of large image sets remains an unsolved problem due to fundamental technical limitations: existing methods are typically not designed to efficiently process multiple visual inputs at once, limiting their ability to extract holistic insights from image collections [18].

In this paper, we propose *ImageSet2Text*, a novel approach that leverages vision-language foundation models to generate natural language descriptions<sup>1</sup> of large-scale image sets. *ImageSet2Text* is inspired by the rationale

<sup>1</sup>We refer to captions as “short pieces of text” [6], while descriptions are typically longer and more detailed.

behind concept bottleneck models (CBMs) [29], which are typically used for classification tasks. CBMs predict intermediate concepts before making a final decision, ensuring that information flows through a human-interpretable representation [52]. While traditional CBMs are based on pre-defined sets of concepts, recent research has explored more flexible formulations, relying on visual-question answering (VQA) chains [9, 56].

Similarly, `ImageSet2Text` leverages the strong capability to align visual and textual representations of pre-trained multimodal foundation models [2, 51] to generate a comprehensive description of an image set over multiple iterations. In each cycle, a random subset of images is selected to perform Large Language Model (LLM)-based VQA. The extracted information is then encoded into a graph that contains the key concepts from the answers. `ImageSet2Text` also integrates an external knowledge graph [44] to hypothesize relevant information and validates these hypotheses on the entire image set using contrastive vision-language (CVL) embeddings [51]. The information that is confirmed on a large portion of the images is added to the graph and used to seed the next VQA iteration. By combining VQA chains, graph-based concept representations, and iterative refinement, `ImageSet2Text` enhances the interpretability of large image sets and enables novel applications in image set understanding.

Through extensive experiments, we evaluate `ImageSet2Text`'s descriptions according to their accuracy, completeness, readability and overall quality. To measure accuracy, we propose two datasets for large-scale group image captioning, and we benchmark `ImageSet2Text` on these datasets against existing vision-language models. We assess completeness by means of an image set comparison task. Finally, we perform a user study with 200 participants to collect human feedback on the readability and overall quality of `ImageSet2Text`'s descriptions.

## 2. Related Work

**Image Captioning** aims to generate semantically meaningful, short textual descriptions of images by recognizing objects, scene types, object properties, and relationships [25] in the images. Standard image captioning methods are mainly based on feature learning through deep learning [61, 64]. Recently, Zhu et al. [68] introduced ChatCaptioner, combining VQA with chat logs to iteratively refine captions. In addition, Mao et al. [41] explored context-aware captioning, proposing to generate captions tailored to user-defined contexts. The role of context has been explored particularly in Art History captioning research, where authors have analyzed how captions can vary based on interpretations [4, 7, 39].

**Group-Image Captioning** extends single-image cap-

tioning to small collections of images (typically from 2 to 30 images), with the aim of identifying and summarizing similarities among them [2, 10, 30, 65]. Different approaches have been proposed in the literature, including incorporating a temporal relationship among images [63] and understanding the difference between image pairs [8, 28, 46] or target and reference image groups [32]. Scene graph representations have also been employed to model the relationships between elements in the images and summarize such relationships among more images [49, 50]. Recent work has also shown the potential of LLMs to perform individual and small-group image captioning [1]. In parallel to these efforts, the evaluation benchmarks for group image captioning focus on spatial, semantic, and temporal aspects related to small groups of images [43] or on evaluating large vision-language models on multi-image question answering [38]. Despite this variety of approaches, the main limitation of current methods is their ability to handle groups with larger numbers (hundreds to thousands) of images, leaving the summarization of such image sets an open challenge [49].

**Understanding Collections of Images** is crucial in an era of large-scale visual data, but efforts in this direction are still limited. Research on describing large image sets has focused primarily on concept-level prototypes [17, 59], color-based statistical analysis [58], and set-level classification [62]. However, these approaches do not generate easy-to-interpret textual descriptions. A step towards bridging this gap was taken by Dunlap et al., who introduced the new task of Set Difference Captioning [18] (SDC). This new task consists of comparing two image sets and generating a caption that applies to one of the sets but not the other. In our paper, we contribute to this field by proposing a novel method to generate textual descriptions of image collections with hundreds to thousands of examples per group, moving beyond comparative descriptions and towards comprehensive set-level insights.

**Foundation Models** are increasingly used to solve complex vision-language tasks. In addition to [18], querying a VQA model through an LLM has been used to iteratively improve image and video captions [11, 68], to propose an open set bias detection technique in text-to-image generation [16] and to evaluate text-to-image generation faithfulness [26]. `ImageSet2Text` aligns with these methods by integrating multiple foundation models to generate textual descriptions from image collections, leveraging both vision-language reasoning and iterative refinement mechanisms.

## 3. ImageSet2Text

`ImageSet2Text` aims to generate nuanced natural language descriptions of image sets that highlight the common visual elements present in most of the images. As shown in Fig. 2, `ImageSet2Text` leverages structured prompts in

LLMs, VQA, knowledge graphs, and CVL models.

Formally, given a set of  $N$  images  $\mathcal{D} = \{x_1, \dots, x_N\}$ , `ImageSet2Text` automatically generates a textual description  $d$  that summarizes the visual elements in  $\mathcal{D}$ . This is achieved by constructing an intermediate graph represented as a list of triplets  $\mathcal{G} = \{\langle s, p, o \rangle_1, \dots, \langle s, p, o \rangle_T\}$ , where each triplet consists of a subject  $s$ , a predicate  $p$ , and an object  $o$  that capture the key visual elements and their interactions in  $\mathcal{D}$ . To build  $\mathcal{G}$ , `ImageSet2Text` follows an iterative process with  $T$  iterations depicted in Fig. 2, with the following steps:

1. **Initialization** ( $\tau = 0$ ): The initial  $\mathcal{G}_0$  contains a root node,  $s_0 = \text{'image'}$ , linked to three pending predicates,  $p_0 = \text{'content'}$ ,  $p_1 = \text{'background'}$ , and  $p_2 = \text{'style'}$ .
2. **Iterations** ( $\tau = 1, \dots, T-1$ ): Each iteration is composed of two phases:
  - (a) **Guess what is in the set** – A random subset of images  $\mathcal{S} \subset \mathcal{D}$ , with  $|\mathcal{S}| = M \ll N$ , is analyzed to hypothesize elements present in  $\mathcal{D}$ , where  $M$  is a predefined parameter.
  - (b) **Look and keep** – The formulated hypothesis is validated on the entire set  $\mathcal{D}$ . If confirmed, it is used to update  $\mathcal{G}_\tau$ .
3. **Termination** ( $\tau = T$ ): After convergence at  $\tau = T$ , the final graph representation  $\mathcal{G} = \mathcal{G}_T$  is obtained. Finally, a coherent and concise textual description  $d$  is generated from  $\mathcal{G}$ .

Next, we describe the two phases of the iterations.

### 3.1. Guess what is in the Set

The first phase generates a set of hypotheses from the random sample  $\mathcal{S}$  of  $M$  images for later validation on the full set  $\mathcal{D}$ . Let  $\tau$  be the current time step. Given the current graph  $\mathcal{G}_\tau$ , `ImageSet2Text` selects the closest leaf node to the root node as the predicate  $p$  for analysis at this step, along with its parent node  $s$  as the corresponding subject.

**VQA.** An LLM is prompted to ask a specific question about the images in  $\mathcal{S}$  depending on the values of  $s$  and  $p$ . We provide an illustrative example in Fig. 2. Consider the set  $\mathcal{S}$  of images of a desert in a certain iteration. With  $s = \text{'light'}$  and  $p = \text{'color'}$ , the formulated question is:

*What colors can be observed in the desert landscape depicted in this image?*

The question is applied to all the images  $x_i \in \mathcal{S}$ , resulting in a set of answers  $\mathcal{A} = \{a_1, a_2, \dots, a_M\}$ , where  $a_i$  denotes the answer for  $x_i$ .

**Hypothesis formulation.** Considering the answers in  $\mathcal{A}$ , the goal of each iteration is to verify whether the predicate under consideration  $p$  can expand  $\mathcal{G}_\tau$ . To achieve this, the LLM is prompted to perform two tasks: **1) summarization**,

*i.e.*, condense  $\mathcal{A}$  into a single hypothesis  $h$ , which has to be formulated as a triplet where the subject  $s$  and predicate  $p$  are given, while the object  $o$  has to be derived from  $\mathcal{A}$ ; and **2) completion**, *i.e.*, suggest possible continuations for the hypothesis  $h$  in the form of a list of predicates  $P$ , defining potential expansions of  $\mathcal{G}_\tau$  from  $o$ . Following the previous example, the set of answers provided to the question would yield hypothesis  $h$  and continuations  $P$ :

$h = \langle \text{'desert'}, \text{'color'}, \text{'golden yellow'} \rangle$   
 $P = \{ \text{'shade'}, \text{'brightness'} \}$

**Hypothesis expansion.** Since  $h$  is derived from the subset  $\mathcal{S}$ , it may not generalize well to the full image set  $\mathcal{D}$  due to sampling bias. To mitigate this, `ImageSet2Text` creates a set  $\mathcal{H} = \{h_0, h_1, \dots, h_k\}$  of hypotheses ordered from more general ( $h_k$ ) to more specific ( $h_0$ ), where  $h_k \supset h_{k-1} \supset \dots \supset h_0$  and  $h_0 = h$ . To generate  $\mathcal{H}$ , `ImageSet2Text` relies on a lexical knowledge graph  $KG$ . Let  $KG = (V, R)$  be a directed graph, where  $V$  is the set of lexical entries and  $R$  represents semantic relations between nodes in  $V$ . For any given node  $v \in V$ , its parent node represents a more general concept (hypernym), while its children nodes represent more specific concepts (hyponyms). In addition, two nodes  $v_1, v_2 \in V$  are sibling nodes if they share the same parent node, but correspond to different lexical concepts.

The set  $\mathcal{H}$  is obtained by traversing upward in the knowledge hierarchy of  $KG$  by a maximum number of steps  $\delta$ . Each hypothesis  $h_i$  is derived by generalizing the object  $o$  based on the hypernyms in  $KG$ . In sum, given a hypothesis  $h_i = \langle s, p, o_i \rangle$ , its generalization  $h_{i+1}$  is created as  $h_{i+1} = \langle s, p, o_{i+1} \rangle$ , where  $o_i = \text{parent}^i(o)$  and the parent function is the operation of moving to the hypernym of a lexical entry in  $KG$ .

In the ongoing example, the hypotheses in  $\mathcal{H}$  follow the hierarchy:

$h_0 = \langle \text{'desert'}, \text{'color'}, \text{'golden yellow'} \rangle$   
 $h_1 = \langle \text{'desert'}, \text{'color'}, \text{'warm color'} \rangle$

### 3.2. Look and Keep

Next, all hypotheses in  $\mathcal{H}$  are verified on the full image set  $\mathcal{D}$  and the graph updated accordingly.

**Verification.** `ImageSet2Text` evaluates each hypothesis  $h_i$  in  $\mathcal{H}$  against the entire image set  $\mathcal{D}$  by leveraging the zero-shot classification capabilities of a CVL. This approach allows to set a one-vs-all classification problem, where positive and negative examples are generated for a given hypothesis  $h_i$ , drawing from  $KG$ . In particular, let  $\mathcal{H}_i^+$  denote the set of alternative hypotheses that support  $h_i$ ,

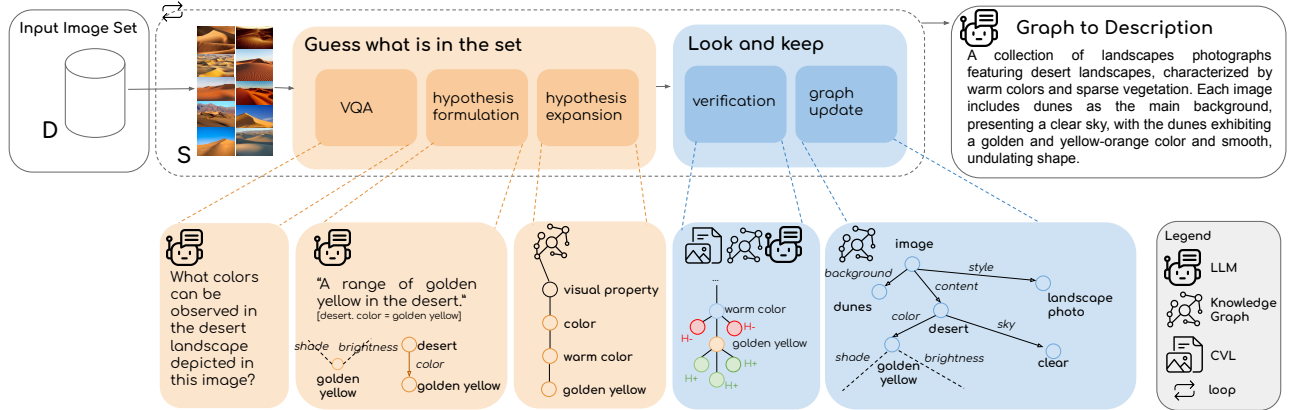


Figure 2. Overview of ImageSet2Text, considering an example set from the PairedImageSets datasets [18]. The figure shows how the different modules of the iterative process allow inferring information from the input image set, eventually generating a nuanced textual description.

which are constructed by substituting the object  $o_i$  with its hyponyms in  $KG$ ; and let  $\mathcal{H}_i^-$  denote the set of alternatives that contradict  $h_i$ , which are constructed by substituting  $o_i$  with its sibling nodes in  $KG$ . Note that the supporting set  $\mathcal{H}_i^+$  is expanded to include  $h_i$  itself. Next, the image set  $\mathcal{D}$ , along with the supporting set  $\mathcal{H}_i^+$  and contradicting set  $\mathcal{H}_i^-$ , is projected into the CVL latent space, yielding the sets of embeddings  $\mathcal{E}_{\mathcal{D}}$ ,  $\mathcal{E}_{\mathcal{H}_i^+}$ , and  $\mathcal{E}_{\mathcal{H}_i^-}$ , respectively. A  $k$ -Nearest Neighbors (kNN) classification algorithm is then applied using the embeddings from  $\mathcal{E}_{\mathcal{H}_i^+}$  as positive examples and those from  $\mathcal{E}_{\mathcal{H}_i^-}$  as negative examples, with cosine similarity serving as the weighting metric. In particular, the kNN classifies each image  $x_j \in \mathcal{D}$  as supporting the hypothesis  $h_i$  if its corresponding embedding  $e_j \in \mathcal{E}_{\mathcal{D}}$  is labeled as positive, and as contradicting  $h_i$  otherwise.

As a result, the hypothesis  $h_i$  is rejected if it is not verified on at least a predefined minimum portion  $\alpha$  of the images in  $\mathcal{D}$ . Since hypotheses follow a hierarchical structure, if a hypothesis  $h_i$  is rejected, then any more specific hypothesis  $h_{i-1} \subset h_i$  is also invalid. This follows from the logical implication that  $h_i \Rightarrow h_{i+1}$ .

Note that the hypotheses are verified in a general-to-specific manner to ensure semantic consistency in the CVL embedding space. If a highly specific hypothesis is prematurely tested without confirming its general category first, there is a risk of making comparisons in an embedding subspace that is not meaningful or reliable. Similarly, the sets  $\mathcal{H}_i^+$  and  $\mathcal{H}_i^-$  are used because computing cosine similarities in the embedding space without comparing them to any predefined reference does not directly provide a clear criterion to determine whether a hypothesis is valid or not [9].

**Graph update.** At the end of the verification process, let  $h_* = \langle s, p, o_* \rangle$  be the most specific hypothesis in  $\mathcal{H}$  that has not been rejected. This hypothesis  $h_*$  and its corresponding

list of predicates  $P$ , which follow  $o_*$ , are then retained by appending them to the graph representation  $\mathcal{G}_{\tau+1}$ . Fig. 2 illustrates the updated graph at the end of the iteration.

### 3.3. Stopping Conditions

An iteration in ImageSet2Text interrupts if any of the following conditions occurs: **1)** the VQA module flags a question as invalid (e.g., unsafe, inappropriate, unrelated to the content of the image) for at least a predefined number of images  $\theta$  in  $\mathcal{S}$ ; **2)** no hypothesis in  $\mathcal{H}$  is verified for  $\mathcal{D}$ ; **3)** the updated graph  $\mathcal{G}_{\tau+1}$  adds no new information when compared to  $\mathcal{G}_{\tau}$  as per an LLM evaluation.

The entire iterative process ends when: **1)** no further graph expansion is possible, i.e., all existing nodes in  $\mathcal{G}_{\tau}$  have been explored; or **2)** a certain number  $\epsilon$  of consecutive iterations are discarded according to the previously mentioned criteria.

Once the iterative process ends, any pending predicates is discarded, and the final description  $d$  is generated directly from  $\mathcal{G} = \mathcal{G}_T$  using the LLM, as illustrated in Fig. 2.

## 4. Evaluation

Describing large sets of images is a novel task, lacking suitable datasets and baselines for evaluation. We address this challenge by designing three evaluations that measure different aspects of the generated descriptions: (1) *accuracy*: i.e., alignment with visual content, (2) *completeness*: i.e., level of detail, and (3) *readability and overall quality*: i.e., human-evaluated coherence and ease of understanding.

**Implementation details.** The implementation of ImageSet2Text reported in the experiments uses GPT-4o-mini [1] as the LLM; Open-CLIP ViT-bigG-14 [27] as the CVL; and WordNet [44] as the Knowledge Graph. The hyperparameters are set as:



$M = 10, \alpha = 0.8, \theta = 10, k = 1, \delta = 2, \epsilon = 5$ . Further implementation details are provided in App. A.

#### 4.1. Accuracy

Accuracy is measured by how closely generated descriptions align with ground-truth descriptions of the image set. However, we are not aware of any publicly available benchmark dataset with ground-truth descriptions of large image sets. Therefore, as a proxy to evaluate the accuracy of the descriptions, we prompt an LLM to create a caption from the generated description of a set and leverage existing image captioning datasets to evaluate their accuracy.

**Datasets.** We curate two datasets: (1) **GroupConceptualCaptions**, derived from Conceptual Captions [55] by grouping images with the same caption, using it as the group caption and (2) **GroupWikiArt**, derived from WikiArt [57] by grouping images with the same metadata (namely style, genre and artist) from which the group caption is constructed. This yields 221 image sets with 50 to 4, 112 images each. Dataset details are in App. B.1.

The two proposed datasets pose different challenges. In GroupConceptualCaptions, the group caption can be generated from a single image since all images share the same caption. However, analyzing the entire group is essential for distinguishing meaningful features from irrelevant ones. In GroupWikiArt, individual images are less descriptive of the group, as the shared caption reflects abstract concepts, such as style and artist, that emerge only when examining a representative sample of images.

**ImageSet2Text.** For each complete and detailed description generated by ImageSet2Text, we use an additional LLM call to generate a concise caption, extracting only the main elements of the description. Further details on this process are provided in App. B.3.

**Baselines.** To the best of our knowledge, there are no publicly available baselines specifically designed for group image captioning at the scale explored in this work. Thus, we evaluate three established vision-language models for (single) image captioning: BLIP-2 [31], LLaVA-1.5 [36], and GPT-4V [1]. BLIP-2, optimized for image captioning and retrieval, serves as a strong baseline. LLaVA-1.5 enhances large language models with vision capabilities, enabling contextual and conversational image understanding. GPT-4V, as a state-of-the-art commercial model,<sup>2</sup> offers advanced semantic comprehension across multiple images.

Since these baselines are designed to process only a single image at a time, we use three different approaches for creating group captions:

Table 1. Results on GroupConceptualCaptions dataset. We consider *CIDEr-D* (D), *SPICE* (S), *METEOR* (M), *ROUGE-L* (R-L), *BERTScore* (BERT), *LLM-as-a-judge* (Judge) and *CLIPScore* (CLIP) as metrics. The best score is bold, second best underlined.

Model / Setting	C	S	M	R-L	BERT	Judge	CLIP	
LLaVA-1.5	1x1 grid	0.103	0.081	0.101	0.144	0.640	0.284	0.272
	2x2 grid	0.046	0.102	0.079	0.106	0.619	0.181	0.266
	3x3 grid	0.082	0.112	0.096	0.086	0.627	0.207	0.268
	4x4 grid	0.092	0.121	0.110	0.089	0.632	0.198	0.273
	Avg emb.	0.053	0.041	0.074	0.107	0.586	0.103	0.232
Summary	0.038	0.085	0.112	0.091	0.626	0.198	0.301	
GPT-4V	1x1 grid	<b>0.251</b>	0.130	0.137	<b>0.189</b>	0.655	0.302	0.299
	2x2 grid	0.120	0.084	0.110	0.098	0.623	0.155	0.297
	3x3 grid	0.143	0.108	0.099	0.096	0.635	0.284	0.314
	4x4 grid	0.146	0.105	0.104	0.099	0.649	0.276	<u>0.315</u>
	Summary	0.132	0.104	0.096	0.104	0.631	0.129	0.314
ImageSet2Text	<u>0.210</u>	<b>0.143</b>	<b>0.149</b>	<u>0.155</u>	<b>0.674</b>	<b>0.345</b>	<b>0.325</b>	

- *Grid*: We create grids of varying sizes from a subset of images in  $\mathcal{D}$  and prompt models to caption the grid. Results are reported for different grid sizes.
- *Average embedding*: We input all images into the vision encoder of open-source models (BLIP-2 or LLaVA-1.5), average their embeddings to form a group embedding, and generate a caption of the average embedding using the language decoder.
- *Summary*: We generate individual captions for all images and summarize them into a group caption with GPT-4.

Further details on baselines are available in App. B.2.

**Metrics.** We rely on three types of metrics:

- *Model-free metrics*: *CIDEr-D* [60], *SPICE* [3], *METEOR* [14] and *ROUGE-L (F1)* [34], that rely on lexical structure and token statistics to compare the generated captions with reference captions.
- *Model-based metrics*: *BERTScore (F1)* [66] and *LLM-as-a-judge* [67], that leverage learned representations to capture semantic similarity [33, 37].
- *Reference-free metrics*: namely *CLIPScore* [24], which measures the alignment between generated captions and images in the CLIP embedding space [51] without relying on reference captions.

More details on the metrics are provided in App. B.4.

**Results on GroupConceptualCaptions.** We compare ImageSet2Text to LLaVA-1.5 and GPT-4V on GroupConceptualCaptions. BLIP-2 is not eligible, as the original ConceptualCaptions [55] dataset was used to train this model. The results are provided in Tab. 1. Using only a single image randomly selected from the group (1x1 grid), works best for both LLaVA-1.5 and GPT-4V for model-free and model-based metrics overall. However, for the reference-free *CLIPScore*, larger grid sizes (4x4 grid) and summarizing individual captions as a group caption works best for the baseline methods.

<sup>2</sup>Chatbot Arena LLM Leaderboard (Vision) <https://lmarena.ai>, Last Access: 3rd March 2025

ImageSet2Text outperforms the baselines on the model-based and reference-free metrics and also performs very competitively on the model-free metrics. The model-free metrics focus on explicit token overlap, measuring therefore if specific objects or actions have been identified. In contrast, the model-based metrics capture a more nuanced similarity between the generated caption and the reference caption [66, 67], aligning well with human judgement of caption quality. The strong performance of ImageSet2Text in this dataset highlights its ability to generate accurate descriptions and subsequently captions. Additional results for larger grid sizes are provided in App. B.5, which were omitted from Tab. 1 as they were always worse than the performance with small grid sizes.

**Results on GroupWikiArt.** Results comparing BLIP-2, GPT-4V, and ImageSet2Text are provided in Tab. 2. As expected from how the group caption is created in this dataset, the baselines on a single image (1x1 grid), the average embedding, and summarizing individual captions, lead to poor performance. The baselines perform better with larger grid sizes, depending on the specific metrics. We observe that the captions created with ImageSet2Text are competitive on the model-free *METEOR* and *ROUGE-L* metrics. Furthermore, they perform very well under the model-based *BERTScore* and outperform all baselines on the *LLM-as-a-judge* metric.

Additional results for LLaVA-1.5 are provided in App. B.5, which we omitted in the main paper as it performed worse than BLIP-2. Note that *CLIPScore* is not a reliable metric to assess the accuracy of captions on this dataset because the groups are defined on a more contextual level (art history) that might go beyond visual features. Thus, we omit this metric from Tab. 2.

In sum, these results confirm that the captions derived from the descriptions generated with ImageSet2Text accurately describe the set of images, particularly when evaluated with model-based metrics that capture semantics, providing a good proxy for human judgment of accuracy.

## 4.2. Completeness

The previous experiment assessed how accurately a caption obtained from the generated descriptions reflects the images in a given set. However, since this evaluation was based on captions obtained from the descriptions, it did not measure the *completeness* of the descriptions, *i.e.*, how much detail they include. To evaluate completeness, we consider the downstream task of Set Difference Captioning (SDC) on the PairedImageSets (PIS) dataset [18].

PIS consists of 150 image set pairs labeled with ground-truth differences, where the task is to identify the differences between the pairs of image sets. Each pair of sets is categorized by difficulty into easy, medium, and hard. To

Table 2. Results on GroupWikiArt dataset. We consider *CIDEr-D* (D), *SPICE* (S), *METEOR* (M), *ROUGE-L* (R-L), *BERTScore* (BERT) and *LLM-as-a-judge* (Judge) as evaluation metrics. The best score is bold, second best underlined.

Model / Setting	C	S	M	R-L	BERT	Judge	
BLIP-2	1x1 grid	0.002	0.034	0.055	0.063	0.539	0.019
	2x2 grid	0.046	0.060	0.060	<b>0.091</b>	0.542	0.038
	3x3 grid	<b>0.117</b>	0.103	0.077	0.088	0.583	0.179
	4x4 grid	<u>0.092</u>	0.102	0.070	0.076	0.577	0.132
	5x5 grid	0.068	0.091	0.065	0.058	0.565	0.132
	6x6 grid	0.052	0.079	0.047	0.047	0.551	0.085
	7x7 grid	0.062	0.084	0.046	0.049	0.551	0.057
	Avg emb. Summary	0.004	0.054	0.076	0.086	0.576	0.028
GPT-4V	1x1 grid	0.002	0.012	0.064	0.064	0.558	0.028
	2x2 grid	0.011	0.079	0.101	0.058	0.594	0.151
	3x3 grid	0.023	0.117	<b>0.116</b>	0.050	0.613	<u>0.208</u>
	4x4 grid	0.022	0.108	0.108	0.052	0.617	<u>0.208</u>
	5x5 grid	0.021	0.140	0.108	0.053	0.621	0.160
	6x6 grid	0.032	<b>0.177</b>	0.108	0.050	<b>0.624</b>	0.142
	7x7 grid	0.025	<u>0.159</u>	0.106	0.045	<u>0.623</u>	0.113
	Summary	0.003	0.028	0.049	0.036	0.560	0.075
ImageSet2Text	0.032	0.063	<u>0.115</u>	<u>0.090</u>	0.620	<b>0.248</b>	

tackle this task, the PIS dataset authors introduced VisDiff [18], a proposer-ranker framework where an LLM-based proposer suggests potential differences between sets, and a ranker evaluates and ranks them through CLIP embeddings. As the starting point to generate potential differences, the proposer is given captions generated by BLIP-2 on subsets of the two original datasets.

We hypothesize that: if the descriptions created by ImageSet2Text were sufficiently complete and detailed, they would provide a stronger foundation for the proposer to identify dataset differences. Hence, we perform an experiment where ImageSet2Text generates descriptions of the pairs of image sets in the PIS dataset, namely sets  $\mathcal{D}_A$  and  $\mathcal{D}_B$ , independently. Then, the associated graph representations constructed for  $\mathcal{D}_A$  and  $\mathcal{D}_B$  serve as input to the VisDiff proposer-ranker framework. We compare this approach with VisDiff in Tab. 3. To generate this table, we relied on the same evaluation methodology and metric used by the authors of VisDiff [18].

**Results.** Introducing the graph representations of the sets generated by ImageSet2Text improves the performance in all the cases except for Acc@5 on the easy sets, where the performance is the same as that of VisDiff, 0.99. ImageSet2Text’s superior performance in the medium and hard cases suggest that the descriptions generated by ImageSet2Text are richer in meaningful details compared to the captions generated via BLIP-2. Furthermore, this approach accounts for some of the limitations reported by the authors of VisDiff. In App. C, we provide an analysis on specific failure cases of VisDiff [18].

Table 3. Results of the completeness evaluation on the PIS dataset [18]. The best performance is highlighted in bold.

Method	Category	Acc@1	Acc@5
VisDiff	Easy	0.88	<b>0.99</b>
	Medium	0.75	0.86
	Hard	0.61	0.80
ImageSet2Text	Easy	<b>0.90</b>	<b>0.99</b>
	Medium	<b>0.77</b>	<b>0.89</b>
	Hard	<b>0.66</b>	<b>0.82</b>

### 4.3. Readability and Overall Quality

The previous two experiments provided standardized metrics of the accuracy and completeness of the descriptions in two downstream tasks. However, they did not directly assess the quality of the descriptions themselves. To address this gap, we conducted a user study.

**Methodology.** We randomly selected 60 image sets from PIS, 20 from each difficulty category, and generated descriptions using ImageSet2Text. From each image set, we randomly selected 16 images, and displayed them in a  $4 \times 4$  grid alongside their corresponding descriptions, as depicted in App. D. Participants were asked to answer 5 five-point Likert-scale questions (where 1 corresponds to the lowest score) to evaluate, for each description: (1) its clarity; (2) its accuracy; (3) its level of detail; (4) how natural its flow is; and (5) the overall satisfaction of the participant with the description.

We compared the ImageSet2Text descriptions with control descriptions. Since no existing baseline generates descriptions of large image sets, we created 10 control descriptions of three different types: *Control Accuracy* (3 descriptions), which consist of well-written but highly inaccurate descriptions. For example, if the images depict cars, the control description could describe dogs; *Control Detail* (3 descriptions), which consist of descriptions that refer to the right visual content in the images, but lack detail and are overly vague; and *Control Clarity/Flow* (4 descriptions), which accurately describe the images with sufficient amount of detail but lack a natural flow. Control descriptions were generated with ChatGPT and some examples are provided in App. D.

**Participants.** A total of 233 people were reached through the study, each of whom was asked to evaluate 7 descriptions, of which 6 were descriptions by ImageSet2Text and 1 was a control description. The study included 2 attention checks to filter out participants who did not pay enough attention to the task. In total, 198 participants successfully completed the study. Each set-description pair was evaluated by a minimum of 16 and a maximum of 22 participants (avg. 19.8). The participants were recruited through Pro-

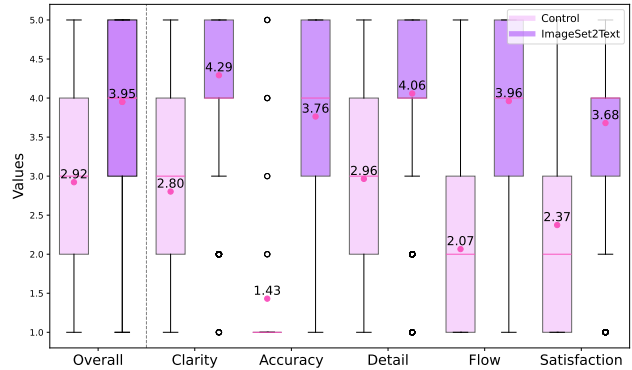


Figure 3. Boxplots of the human evaluation of the descriptions generated by ImageSet2Text and the control descriptions. The values of the control descriptions correspond to those designed to assess clarity, accuracy, detail and flow, whereas the ratings provided to all the control descriptions together are used to assess overall an satisfaction. The magenta bar corresponds to the median while the magenta dot represents the mean, numerically reported in the figure.

lific,<sup>3</sup> after qualifying for the study.<sup>4</sup> The overall task took around 8 minutes to complete and the successful participants were compensated with an hourly rate of \$12. The data collection was fully anonymized, and no personal information was collected.

**Results.** The results are depicted in Fig. 3. The descriptions generated by ImageSet2Text were rated positively, both generally and relative to the reference levels of the control descriptions: clarity ( $\mu = 4.29$  vs  $\mu = 2.80$  for the control), accuracy ( $\mu = 3.76$  vs  $\mu = 1.43$  for the control), level of detail ( $\mu = 4.06$  vs  $\mu = 2.96$  for the control) and flow ( $\mu = 3.96$  vs  $\mu = 2.07$  for the control). Based on these human evaluations, we conclude that the descriptions created by ImageSet2Text are clear, readable and with an overall good quality.

## 5. Ablation Study

The integration of structured data representations, such as graphs or dependency parsing, into data-driven AI systems is a key area of ongoing research, particularly in the context of the evolving debate between symbolic vs data-driven AI [21, 42]. We conducted an ablation study to examine the role of structured representations in the predominantly data-driven pipeline of ImageSet2Text.

The ablation study considers four versions of ImageSet2Text, each progressively introducing

<sup>3</sup>Prolific, <https://www.prolific.com/>, Last Access: 7th of March 2025.

<sup>4</sup>To qualify for the study, the participants had to be adults (at least 18 years old), native English speakers, and could not have visual impairments or reading comprehension difficulties.

Table 4. ImageSet2Text ablation study with incremental structured knowledge representation on a subset of PIS dataset [18].

	LLM	graph to create hypotheses	graph stored in memory	dependency parsing	Acc@1	Acc@5
v1	✓	-	-	-	0.67	0.87
v2	✓	✓	-	-	0.77	0.87
v3	✓	✓	✓	-	<b>0.90</b>	<b>1.00</b>
v4	✓	✓	✓	✓	0.67	0.87

structured information into different components:

- v1 relies only on LLMs and CVLs, without using any graph representation at any stage of the pipeline. At each iteration, the hypothesis  $h$ , the set of more general hypotheses  $\mathcal{H}$ , and the supporting  $\mathcal{H}_i^+$  and contradicting  $\mathcal{H}_i^-$  alternatives are generated by prompting the LLM. Rather than storing information in an intermediate graph representation  $\mathcal{G}_\tau$ , the extracted insights from each round are directly used to iteratively refine a textual description  $d_\tau$ ;
- v2 introduces the knowledge graph to generate the set  $\mathcal{H}$  of more general hypotheses, and the supporting  $\mathcal{H}_i^+$  and contradicting  $\mathcal{H}_i^-$  alternatives. However, no graph representation is kept in memory and the textual description is updated at every iteration;
- v3 summarizes the dataset  $\mathcal{D}$  not anymore through an iterative textual description but through the graph representation  $g_\tau$ , kept in memory and used to generate a more concise description at the end of the iterative process;
- v4 utilizes the LLM to summarize the answers from the VQA into a sentence, which is then processed through dependency parsing to identify entities and relations and generate the hypothesis  $h$ .

We compare the completeness performance as in Sec. 4.2 on a random subset of 15 (5 easy, 5 medium, and 5 hard) image set pairs, reporting both accuracies at 1 and at 5. In addition, a manual assessment of the quality of the descriptions is conducted by two of the authors. As reported in Tab. 4, the progressive integration of structured information improves the performance up to v3, while there is a drop in performance in v4. This result is confirmed in the manual assessment of the descriptions, where the quality of the descriptions generated by v3 was clearly superior to that of the other versions. Being the best-performing version, v3 is the version presented and evaluated in the paper.

Next, we provide a case-by-case comparison. The generation of the sets  $\mathcal{H}$ ,  $\mathcal{H}_i^+$ , and  $\mathcal{H}_i^-$  in v2 is consistently more streamlined compared to v1 that only relies on the LLM which is subject to hallucinations for this task. However, the descriptions generated by v2 and v1 have sometimes a broken flow and are hard to follow. This problem is solved in v3 by introducing the final description generated directly from the graph. Finally, while v4 includes

dependency parsing to generate the candidate predicates of the nodes, such a feature does not seem necessary as this specific task already benefits from the rich contextual embedding space of the LLM.

From this ablation study, we conclude that the best-performing version, v3, is the version that best leverages the advantages of both structured and data-centric AI.

## 6. Limitations and Future Work

While the experiments and ablation study confirm the strengths of ImageSet2Text, they also reveal areas for improvement especially in the hypothesis verification phase. These issues arise from limitations in the CVL embeddings, which enable scalability to large image collections but at times lead to false positives/negatives, and in the use of WordNet to create contradicting hypotheses because sibling nodes may not be mutually exclusive. Additionally, semantically different concepts in WordNet which are visually indistinguishable in the CLIP embedding space, such as “tea” vs. “tea-like”, remain a challenge. We leave to future work addressing these limitations. Furthermore, ImageSet2Text uses GPT-4o-mini as the LLM, which is a proprietary model. In future work, we plan to explore open-source alternatives for accessibility and ethical considerations.

The high readability of the descriptions generated by ImageSet2Text suggests broader applications, including dataset exploration under user-guidance, explainable AI and the identification of potential biases in image sets. In addition, the experiment on GroupWikiArt highlights promising possibilities in the field of cultural analytics [40]. Exploring the applicability of ImageSet2Text in real-world scenarios, we have established a collaboration with Fundación ONCE<sup>5</sup>, a Spanish NGO devoted to improving universal accessibility, to gather their insights on the potentialities of developing use cases of ImageSet2Text for improving the quality of life of visually impaired individuals. As authors of this paper, we believe that community insights should be taken into account early in the design process [13]. Details of these discussions are provided in App. E.

## 7. Conclusion

We have presented ImageSet2Text, a system to automatically generate natural language descriptions of image sets, a novel task in the literature. To assess the accuracy of these descriptions, we have conducted a large-scale group image captioning experiment and released two benchmark datasets: GroupConceptualCaptions and GroupWikiArt. We have further demonstrated their completeness through

<sup>5</sup>Fundación ONCE, <https://www.fundaciononce.es/en>, Last Access: 19th of March 2025.



strong performance in the Set Difference Captioning task. Additionally, a human evaluation by means of a user study confirmed the readability and overall quality of the generated descriptions. Since ImageSet2Text leverages both structured and data-centric approaches, we have performed an ablation study that offers insights into the value of integrating these two paradigms.

## Acknowledgements

We are grateful to Fundación ONCE for the fruitful collaboration and their willingness to collaborate on our research.

**PR** and **NO** are supported by a nominal grant received at the ELLIS Unit Alicante Foundation from the Regional Government of Valencia in Spain (Convenio Singular signed with Generalitat Valenciana, Conselleria de Innovación, Industria, Comercio y Turismo, Dirección General de Innovación). **PR** is also supported by a grant by Fundación Banc Sabadell.

A part of this work was performed while **PR** was an academic guest at the University of Osaka, in the D3 center. **NG** is partly supported by JSPS KAKENHI No. JP22K12091.

**KS** is part of the ELLIS Unit Linz, the LIT AI Lab and the Institute for Machine Learning at Johannes Kepler University Linz, which are supported by the Federal State Upper Austria. This research was funded in part by the Austrian Science Fund (FWF) [10.55776/COE12]. We thank the projects INCONTROL-RL (FFG-881064), PRIMAL (FFG-873979), S3AI (FFG-872172), DL for GranularFlow (FFG-871302), EPILEPSIA (FFG-892171), FWF AIRI FG 9-N (10.55776/FG9), AI4GreenHeatingGrids (FFG899943), INTEGRATE (FFG-892418), ELISE (H2020-ICT2019-3 ID: 951847), Stars4Waters (HORIZON-CL6-2021-CLIMATE-01-01). We thank NXAI GmbH, Audi.JKU Deep Learning Center, TGW LOGISTICS GROUP GMBH, Silicon Austria Labs (SAL), FILL Gesellschaft mbH, Anyline GmbH, Google, ZF Friedrichshafen AG, Robert Bosch GmbH, UCB Biopharma SRL, Merck Healthcare KGaA, Verbund AG, GLS (Univ. Waterloo), Software Competence Center Hagenberg GmbH, Borealis AG, TÜV Austria, Frauscher Sononic, TRUMPF and the NVIDIA Corporation.

We thank Erik Derner, Korbinian Pöppel, Fabian Paischer, and Aditya Gulati for helpful discussions on different aspects of this work.

## References

- [1] Josh Achiam, Steven Adler, Sandhini Agarwal, Lama Ahmad, Ilge Akkaya, Florencia Leoni Aleman, Diogo Almeida, Janko Altenschmidt, Sam Altman, Shyamal Anadkat, et al. Gpt-4 technical report. *arXiv preprint arXiv:2303.08774*, 2023. 2, 4, 5, 3
- [2] Jean-Baptiste Alayrac, Jeff Donahue, Pauline Luc, Antoine Miech, Iain Barr, Yana Hasson, Karel Lenc, Arthur Mensch, Katherine Millican, Malcolm Reynolds, et al. Flamingo: a visual language model for few-shot learning. *Advances in neural information processing systems*, 35:23716–23736, 2022. 1, 2
- [3] Peter Anderson, Basura Fernando, Mark Johnson, and Stephen Gould. Spice: Semantic propositional image caption evaluation. In *Computer Vision – ECCV 2016*, pages 382–398, Cham, 2016. Springer International Publishing. 5
- [4] Zechen Bai, Yuta Nakashima, and Noa Garcia. Explain me the painting: Multi-topic knowledgeable art description generation. In *Proceedings of the IEEE/CVF international conference on computer vision*, pages 5422–5432, 2021. 2
- [5] Jeffrey P Bigham, Chandrika Jayant, Hanjie Ji, Greg Little, Andrew Miller, Robert C Miller, Robin Miller, Aubrey Tatarowicz, Brandyn White, Samuel White, et al. Vizwiz: nearly real-time answers to visual questions. In *Proceedings of the 23rd annual ACM symposium on User interface software and technology*, pages 333–342, 2010. 1
- [6] Cambridge Dictionary. Definition of "caption", 2025. Accessed: February 12, 2025. 1
- [7] Eva Cetinic. Towards generating and evaluating iconographic image captions of artworks. *Journal of Imaging*, 7: 123, 2021. 1, 2
- [8] Shizhen Chang and Pedram Ghamisi. Changes to captions: An attentive network for remote sensing change captioning. *IEEE Transactions on Image Processing*, 2023. 2
- [9] Aditya Chattopadhyay, Kwan Ho Ryan Chan, and Rene Vidal. Bootstrapping variational information pursuit with large language and vision models for interpretable image classification. In *The Twelfth International Conference on Learning Representations*, 2024. 2, 4
- [10] Fuhai Chen, Rongrong Ji, Xiaoshuai Sun, Yongjian Wu, and Jinsong Su. Groupcap: Group-based image captioning with structured relevance and diversity constraints. In *Proceedings of the IEEE Conference on Computer Vision and Pattern Recognition (CVPR)*, 2018. 1, 2
- [11] Jun Chen, Deyao Zhu, Kilichbek Haydarov, Xiang Li, and Mohamed Elhoseiny. Video chatcaptioner: Towards enriched spatiotemporal descriptions. *arXiv preprint arXiv:2304.04227*, 2023. 2
- [12] Yeounoh Chung, Tim Kraska, Neoklis Polyzotis, Ki Hyun Tae, and Steven Euijong Whang. Automated data slicing for model validation: A big data-ai integration approach. *IEEE Transactions on Knowledge and Data Engineering*, 32(12): 2284–2296, 2019. 1
- [13] Sasha Costanza-Chock. *Design justice: Community-led practices to build the worlds we need*. The MIT Press, 2020. 8, 6
- [14] Michael Denkowski and Alon Lavie. Meteor universal: Language specific translation evaluation for any target language. In *Proceedings of the Ninth Workshop on Statistical Machine Translation*, pages 376–380, Baltimore, Maryland, USA, 2014. Association for Computational Linguistics. 5
- [15] Greg d’Eon, Jason d’Eon, James R Wright, and Kevin Leyton-Brown. The spotlight: A general method for discov-

- ering systematic errors in deep learning models. In *Proceedings of the 2022 ACM Conference on Fairness, Accountability, and Transparency*, pages 1962–1981, 2022. 1
- [16] Moreno D’Incà, Elia Peruzzo, Massimiliano Mancini, Dejia Xu, Vidit Goel, Xingqian Xu, Zhangyang Wang, Humphrey Shi, and Nicu Sebe. Openbias: Open-set bias detection in text-to-image generative models. In *Proceedings of the IEEE/CVF Conference on Computer Vision and Pattern Recognition*, pages 12225–12235, 2024. 2
- [17] Carl Doersch, Saurabh Singh, Abhinav Gupta, Josef Sivic, and Alexei A Efros. What makes paris look like paris? *Communications of the ACM*, 58(12):103–110, 2015. 2
- [18] Lisa Dunlap, Yuhui Zhang, Xiaohan Wang, Ruiqi Zhong, Trevor Darrell, Jacob Steinhardt, Joseph E Gonzalez, and Serena Yeung-Levy. Describing differences in image sets with natural language. In *Proceedings of the IEEE/CVF Conference on Computer Vision and Pattern Recognition*, pages 24199–24208, 2024. 1, 2, 4, 6, 7, 8, 5
- [19] Sabri Eyuboglu, Maya Varma, Khaled Saab, Jean-Benoit Delbrouck, Christopher Lee-Messer, Jared Dunnmon, James Zou, and Christopher Ré. Domino: Discovering systematic errors with cross-modal embeddings. *arXiv preprint arXiv:2203.14960*, 2022. 1
- [20] Timnit Gebru, Jamie Morgenstern, Briana Vecchione, Jennifer Wortman Vaughan, Hanna Wallach, Hal Daumé Iii, and Kate Crawford. Datasheets for datasets. *Communications of the ACM*, 64(12):86–92, 2021. 1
- [21] Yuxin Guo, Deyu Bo, Cheng Yang, Zhiyuan Lu, Zhongjian Zhang, Jixi Liu, Yufei Peng, and Chuan Shi. Data-centric graph learning: A survey. *IEEE Transactions on Big Data*, 2024. 7
- [22] Danna Gurari, Yanan Zhao, Meng Zhang, and Nilavra Bhattacharya. Captioning images taken by people who are blind. In *Computer Vision—ECCV 2020: 16th European Conference, Glasgow, UK, August 23–28, 2020, Proceedings, Part XVII 16*, pages 417–434. Springer, 2020. 1, 6
- [23] Pengcheng He, Xiaodong Liu, Jianfeng Gao, and Weizhu Chen. DeBERTa: Decoding-enhanced BERT with disentangled attention. In *International Conference on Learning Representations*, 2021. 4
- [24] Jack Hessel, Ari Holtzman, Maxwell Forbes, Ronan Le Bras, and Yejin Choi. Clipscore: A reference-free evaluation metric for image captioning. *arXiv preprint arXiv:2104.08718*, 2021. 5
- [25] MD Zakir Hossain, Ferdous Sohel, Mohd Fairuz Shiratuddin, and Hamid Laga. A comprehensive survey of deep learning for image captioning. *ACM Computing Surveys (CSUR)*, 51(6):1–36, 2019. 1, 2
- [26] Yushi Hu, Benlin Liu, Jungo Kasai, Yizhong Wang, Mari Ostendorf, Ranjay Krishna, and Noah A Smith. Tifa: Accurate and interpretable text-to-image faithfulness evaluation with question answering. In *Proceedings of the IEEE/CVF International Conference on Computer Vision*, pages 20406–20417, 2023. 2
- [27] Gabriel Ilharco, Mitchell Wortsman, Ross Wightman, Cade Gordon, Nicholas Carlini, Rohan Taori, Achal Dave, Vaishaal Shankar, Hongseok Namkoong, John Miller, Hananeh Hajishirzi, Ali Farhadi, and Ludwig Schmidt. Openclip, 2021. 4, 5
- [28] Hoeseong Kim, Jongseok Kim, Hyungseok Lee, Hyunsung Park, and Gunhee Kim. Agnostic change captioning with cycle consistency. In *Proceedings of the IEEE/CVF International Conference on Computer Vision*, pages 2095–2104, 2021. 2
- [29] Pang Wei Koh, Thao Nguyen, Yew Siang Tang, Stephen Mussmann, Emma Pierson, Been Kim, and Percy Liang. Concept bottleneck models. In *International conference on machine learning*, pages 5338–5348. PMLR, 2020. 2
- [30] Bo Li, Yuanhan Zhang, Liangyu Chen, Jinghao Wang, Fanyi Pu, Jingkang Yang, Chunyuan Li, and Ziwei Liu. Mimic-it: Multi-modal in-context instruction tuning. *arXiv preprint arXiv:2306.05425*, 2023. 1, 2
- [31] Junnan Li, Dongxu Li, Silvio Savarese, and Steven Hoi. Blip-2: Bootstrapping language-image pre-training with frozen image encoders and large language models. In *International conference on machine learning*, pages 19730–19742. PMLR, 2023. 5, 3
- [32] Zhuowan Li, Quan Tran, Long Mai, Zhe Lin, and Alan L Yuille. Context-aware group captioning via self-attention and contrastive features. In *Proceedings of the IEEE/CVF conference on computer vision and pattern recognition*, pages 3440–3450, 2020. 2
- [33] Percy Liang, Rishi Bommasani, Tony Lee, Dimitris Tsipras, Dilara Soylu, Michihiro Yasunaga, Yian Zhang, Deepak Narayanan, Yuhuai Wu, Ananya Kumar, Benjamin Newman, Binhang Yuan, Bobby Yan, Ce Zhang, Christian Alexander Cosgrove, Christopher D Manning, Christopher Re, Diana Acosta-Navas, Drew Arad Hudson, Eric Zelikman, Esin Durmus, Faisal Ladhak, Frieda Rong, Hongyu Ren, Huaxiu Yao, Jue WANG, Keshav Santhanam, Laurel Orr, Lucia Zheng, Mert Yuksekgonul, Mirac Suzgun, Nathan Kim, Neel Guha, Niladri S. Chatterji, Omar Khattab, Peter Henderson, Qian Huang, Ryan Andrew Chi, Sang Michael Xie, Shibani Santurkar, Surya Ganguli, Tatsunori Hashimoto, Thomas Icard, Tianyi Zhang, Vishrav Chaudhary, William Wang, Xuechen Li, Yifan Mai, Yuhui Zhang, and Yuta Koreeda. Holistic evaluation of language models. *Transactions on Machine Learning Research*, 2023. 5
- [34] Chin-Yew Lin. ROUGE: A package for automatic evaluation of summaries. In *Text Summarization Branches Out*, pages 74–81, Barcelona, Spain, 2004. Association for Computational Linguistics. 5
- [35] Tsung-Yi Lin, Michael Maire, Serge Belongie, James Hays, Pietro Perona, Deva Ramanan, Piotr Dollár, and C Lawrence Zitnick. Microsoft coco: Common objects in context. In *Computer Vision—ECCV 2014: 13th European Conference, Zurich, Switzerland, September 6–12, 2014, Proceedings, Part V 13*, pages 740–755. Springer, 2014. 4
- [36] Haotian Liu, Chunyuan Li, Yuheng Li, and Yong Jae Lee. Improved baselines with visual instruction tuning, 2023. 5, 3
- [37] Haotian Liu, Chunyuan Li, Qingyang Wu, and Yong Jae Lee. Visual instruction tuning. In *Thirty-seventh Conference on Neural Information Processing Systems*, 2023. 5

- [38] Ziyu Liu, Tao Chu, Yuhang Zang, Xilin Wei, Xiaoyi Dong, Pan Zhang, Zijian Liang, Yuanjun Xiong, Yu Qiao, Dahua Lin, et al. Mmdu: A multi-turn multi-image dialog understanding benchmark and instruction-tuning dataset for lvlms. *arXiv preprint arXiv:2406.11833*, 2024. 2, 7
- [39] Yue Lu, Chao Guo, Xingyuan Dai, and Fei-Yue Wang. Artcap: A dataset for image captioning of fine art paintings. *IEEE Transactions on Computational Social Systems*, 11(1): 576–587, 2024. 2
- [40] Lev Manovich. *Cultural analytics*. Mit Press, 2020. 1, 8
- [41] Shunqi Mao, Chaoyi Zhang, Hang Su, Hwanjun Song, Igor Shalyminov, and Weidong Cai. Controllable contextualized image captioning: Directing the visual narrative through user-defined highlights. *arXiv preprint arXiv:2407.11449*, 2024. 2
- [42] Gary Marcus. Deep learning: A critical appraisal. *arXiv*, 1801.00631, 2018. 7
- [43] Fanqing Meng, Jin Wang, Chuanhao Li, Quanfeng Lu, Hao Tian, Jiaqi Liao, Xizhou Zhu, Jifeng Dai, Yu Qiao, Ping Luo, et al. Mmiu: Multimodal multi-image understanding for evaluating large vision-language models. *arXiv preprint arXiv:2408.02718*, 2024. 2
- [44] George A Miller. Wordnet: a lexical database for english. *Communications of the ACM*, 38(11):39–41, 1995. 2, 4
- [45] Kishore Papineni, Salim Roukos, Todd Ward, and Wei-Jing Zhu. Bleu: A Method for Automatic Evaluation of Machine Translation. In *Proceedings of the 40th Annual Meeting of the Association for Computational Linguistics*, pages 311–318, Philadelphia, Pennsylvania, USA, 2002. 5
- [46] Dong Huk Park, Trevor Darrell, and Anna Rohrbach. Robust change captioning. In *Proceedings of the IEEE/CVF International Conference on Computer Vision*, pages 4624–4633, 2019. 2
- [47] Sung Min Park, Kristian Georgiev, Andrew Ilyas, Guillaume Leclerc, and Aleksander Madry. Trak: Attributing model behavior at scale. *arXiv preprint arXiv:2303.14186*, 2023. 1
- [48] European Parliament and the Council of the European Union. Regulation (EU) 2024/1689 of the European Parliament and of the Council of 13 June 2024 laying down harmonised rules on artificial intelligence and amending certain Union legislative acts. <https://eur-lex.europa.eu/eli/reg/2024/1689>, 2024. Official Journal of the European Union, L 168, 12 July 2024. 1
- [49] Itthisak Phueaksri, Marc A Kastner, Yasutomo Kawanishi, Takahiro Komamizu, and Ichiro Ide. Towards captioning an image collection from a combined scene graph representation approach. In *International Conference on Multimedia Modeling*, pages 178–190. Springer, 2023. 2, 6
- [50] Itthisak Phueaksri, Marc A Kastner, Yasutomo Kawanishi, Takahiro Komamizu, and Ichiro Ide. Image-collection summarization using scene-graph generation with external knowledge. *IEEE Access*, 2024. 2, 6
- [51] Alec Radford, Jong Wook Kim, Chris Hallacy, Aditya Ramesh, Gabriel Goh, Sandhini Agarwal, Girish Sastry, Amanda Askell, Pamela Mishkin, Jack Clark, et al. Learning transferable visual models from natural language supervision. In *International conference on machine learning*, pages 8748–8763. PMLR, 2021. 2, 5
- [52] Simon Schrodi, Julian Schur, Max Argus, and Thomas Brox. Concept bottleneck models without predefined concepts. *arXiv preprint arXiv:2407.03921*, 2024. 2
- [53] Christoph Schuhmann, Romain Beaumont, Richard Vencu, Cade W Gordon, Ross Wightman, Mehdi Cherti, Theo Coombes, Aarush Katta, Clayton Mullis, Mitchell Wortsman, Patrick Schramowski, Srivatsa R Kundurthy, Katherine Crowson, Ludwig Schmidt, Robert Kaczmarczyk, and Jenia Jitsev. LAION-5b: An open large-scale dataset for training next generation image-text models. In *Thirty-sixth Conference on Neural Information Processing Systems Datasets and Benchmarks Track*, 2022. 5
- [54] Harshay Shah, Sung Min Park, Andrew Ilyas, and Aleksander Madry. Modeldiff: A framework for comparing learning algorithms. In *International Conference on Machine Learning*, pages 30646–30688. PMLR, 2023. 1
- [55] Piyush Sharma, Nan Ding, Sebastian Goodman, and Radu Soricut. Conceptual captions: A cleaned, hypernymed, image alt-text dataset for automatic image captioning. In *Proceedings of ACL*, 2018. 1, 5
- [56] Andong Tan, Fengtao Zhou, and Hao Chen. Explain via any concept: Concept bottleneck model with open vocabulary concepts. *arXiv preprint arXiv:2408.02265*, 2024. 2
- [57] Wei Ren Tan, Chee Seng Chan, Hernan Aguirre, and Kiyoshi Tanaka. Improved artgan for conditional synthesis of natural image and artwork. *IEEE Transactions on Image Processing*, 28(1):394–409, 2019. 1, 5
- [58] Antonio Torralba and Alexei A Efros. Unbiased look at dataset bias. In *CVPR 2011*, pages 1521–1528. IEEE, 2011. 2
- [59] Nanne Van Noord. Prototype-based dataset comparison. In *Proceedings of the IEEE/CVF International Conference on Computer Vision*, pages 1944–1954, 2023. 2
- [60] Ramakrishna Vedantam, C. Lawrence Zitnick, and Devi Parikh. Cider: Consensus-based image description evaluation. In *Proceedings of the IEEE Conference on Computer Vision and Pattern Recognition (CVPR)*, 2015. 5, 4
- [61] Oriol Vinyals, Alexander Toshev, Samy Bengio, and Dumitru Erhan. Show and tell: A neural image caption generator. In *Proceedings of the IEEE conference on computer vision and pattern recognition*, pages 3156–3164, 2015. 1, 2
- [62] Angelina Wang, Alexander Liu, Ryan Zhang, Anat Kleiman, Leslie Kim, Dora Zhao, Iroha Shirai, Arvind Narayanan, and Olga Russakovsky. Revise: A tool for measuring and mitigating bias in visual datasets. *International Journal of Computer Vision*, 130(7):1790–1810, 2022. 2
- [63] Bairui Wang, Lin Ma, Wei Zhang, Wenhao Jiang, and Feng Zhang. Hierarchical photo-scene encoder for album storytelling. In *Proceedings of the AAAI Conference on Artificial Intelligence*, pages 8909–8916, 2019. 2
- [64] Kelvin Xu. Show, attend and tell: Neural image caption generation with visual attention. *arXiv preprint arXiv:1502.03044*, 2015. 1, 2
- [65] Linli Yao, Weiyang Wang, and Qin Jin. Image difference captioning with pre-training and contrastive learning. In *Pro-*

*ceedings of the AAAI Conference on Artificial Intelligence*, pages 3108–3116, 2022. [1](#), [2](#)

- [66] Tianyi Zhang, Varsha Kishore, Felix Wu, Kilian Q. Weinberger, and Yoav Artzi. Bertscore: Evaluating text generation with bert. In *International Conference on Learning Representations*, 2020. [5](#), [6](#)
- [67] Lianmin Zheng, Wei-Lin Chiang, Ying Sheng, Siyuan Zhuang, Zhanghao Wu, Yonghao Zhuang, Zi Lin, Zhuohan Li, Dacheng Li, Eric Xing, Hao Zhang, Joseph E. Gonzalez, and Ion Stoica. Judging LLM-as-a-judge with MT-bench and chatbot arena. In *Thirty-seventh Conference on Neural Information Processing Systems Datasets and Benchmarks Track*, 2023. [5](#), [6](#)
- [68] Deyao Zhu, Jun Chen, Kilichbek Haydarov, Xiaoqian Shen, Wenxuan Zhang, and Mohamed Elhoseiny. Chatgpt asks, blip-2 answers: Automatic questioning towards enriched visual descriptions. *arXiv preprint arXiv:2303.06594*, 2023. [2](#)



# ImageSet2Text: Describing Sets of Images through Text

## Supplementary Material

### A. ImageSet2Text: Implementation Details

In this section, we provide details regarding the prompts used for the LLM in our implementation of ImageSet2Text. The code will be publicly shared through our GitHub repository.

To effectively prompt GPT-4o-mini, we designed system prompts that outline the model’s role and guide its reasoning process. Additionally, we utilized structured outputs to ensure consistency in responses. For example, we reference the “next question” prompt used in ImageSet2Text, provided in Fig. 4, to explain the rationale behind our prompt engineering. This is a key component in our design, as it provides a structured method for generating follow-up questions to refine image set descriptions.

The system prompt defines GPT-4o-mini’s role as an expert assisting in the enrichment of textual descriptions for a large image set. Specifically, the model is given:

**QUESTION\_BRANCH:** A connection within our graph representation which highlights an aspect of the image set that requires further exploration.

**KEY\_POINT:** The main element within the description that needs additional details.

**ATTRIBUTE:** The specific property of the **KEY\_POINT** to investigate further.

**LOG:** A history of previously asked questions about the **KEY\_POINT** to avoid redundancy.

To ensure coherence and usability, the model produces responses in JSON format with two key fields:

**QUESTION\_EXPERT:** A refined, expert-level question that directly addresses the given **ATTRIBUTE** in a way that enriches the overall understanding of the image set.

**QUESTION\_VQA:** A simplified, image-focused translation of **QUESTION\_EXPERT** that adheres to the constraints of a Visual Question Answering (VQA) system. The design of **QUESTION\_VQA** follows strict guidelines:

- It must be direct, clear, and reference visible elements in a single image.
- It should avoid abstract reasoning, cultural knowledge, or domain expertise beyond visual interpretation.
- It must elicit descriptive responses rather than simple yes/no answers.
- It should ensure novelty, avoiding redundancy with previously asked questions.

This structured approach overall improves the quality of GPT-4o-mini. The other prompts used for the LLM in ImageSet2Text follow the same criteria.

### B. Accuracy Evaluation

In this section, we provide additional information regarding the accuracy evaluation. Specifically, we provide details about the dataset generation process, how to create a caption with ImageSet2Text, details on how the baselines have been set up and the full results of the experiments.

#### B.1. Dataset Composition and Creation

Given the absence of public benchmarks for evaluating ImageSet2Text in the group image captioning task, we constructed datasets. Specifically, the GroupConceptualCaptions dataset based on the ConceptualCaptions dataset [55] and the GroupWikiArt dataset based on the WikiArt dataset [57]. Group sizes for these datasets are depicted in Fig. 5. The minimal size is 50, and many groups are smaller than 1000 samples, yet there are also sets in the range of 3000-4000 images.

To retrieve relevant image sets from each of the two data sources, we employed different techniques.

For the ConceptualCaptions dataset [55], we grouped images that shared the same caption and applied a filter to retain only those sets with more than 100 available links in the metadata of the original dataset. This process resulted in 287 distinct captions. After downloading the images, we found that not all links were accessible. We further filtered the sets, keeping only those with at least 50 images, which resulted in 125 unique sets. We then manually reviewed all the sets, removing 9 sets that contained either duplicate images, broken images, or images that did not correspond to the caption. Additionally, we deleted any duplicate images within the remaining 116 sets. As a result, we obtained 116 image sets, with sizes ranging from 50 to 3,342 images, for a total of 23,412 images.

The initial WikiArt dataset [57] does not include explicit reference captions on which we could group the images, but it includes metadata about the artist, style, and genre. The possible values for these attributes are listed in Tab. 5. Using this information, we generated captions for the images based on the following rules: when aggregating by genre and style, the caption format is “< genre > in < style > style”; when considering the artist as well, the caption format becomes “< genre > by < artist > in < style > style”. For instance, possible captions are: “Landscapes in Romanticism Style” or “Religious paintings by Edgar Degas in Impressionism Style”. To ensure sufficient data for analysis, we filtered the groups based on the number of images: groups with only two attributes (style and genre) were kept if they contained more than 499 images, while groups

```

NEXT_QUESTION = """You are an expert in {expertise} assisting a client in enriching the textual
description of a large IMAGE_SET in their possession.

Using JSON, you will be provided with a question expressed as a connection within a knowledge graph built
for IMAGE_SET (QUESTION_BRANCH), a KEY_POINT that lacks detailed explanation in DESCRIPTION_CURRENT,
an ATTRIBUTE which is the specific property of the KEY_POINT to investigate further, and a list of
textual questions which have already been asked about that KEY_POINT (LOG).

An example of a client query might be the following:

{jsonScheme_input}

Based on this input, translate the QUESTION_BRANCH into two textual concise questions (QUESTION_EXPERT
and QUESTION_VQA) to investigate the ATTRIBUTE further.

Provide the answer in JSON format. For example, the output from an expert in couples would be:

{jsonScheme_output}

In the output, it is expected that:
- The field QUESTION_EXPERT is a string containing an expert-level query that specifically addresses the
selected ATTRIBUTE, intended to enrich the understanding of the IMAGE_SET.
- The field QUESTION_VQA is a string containing the translation of QUESTION_EXPERT into an image-focused
question that meets the following criteria:
1. QUESTION_VQA must be direct, simple, clear, and must refer to visible aspects within the image.
2. QUESTION_VQA should be structured to ask about details that can be observed in one randomly selected
image from the IMAGE_SET, referring to "the image" directly, like "What is in the image?".
3. Avoid questions that require abstract reasoning, cultural knowledge, or expertise beyond what can be
visually interpreted.
4. Avoid yes/no questions and focus instead on generating descriptive responses.
5. Ensure that QUESTION_VQA aligns with the capabilities of a VQA system, such as object recognition,
spatial relationships, counting, and scene understanding.
6. QUESTION_VQA must be designed to elicit new insights without overlapping with previous responses.

```

(a) "Next Question" Prompt

```

def next_question(expertise):
    expertise = expertise_to_string(expertise)

    jsonScheme_input = """{
        "QUESTION_BRANCH": "image.wedding.couple.body language?",
        "KEY_POINT": "couple",
        "ATTRIBUTE": "body language: communication via the movements or attitudes of the body",
        "log": [
            {
                "ATTRIBUTE": "gender composition: the properties that distinguish organisms on the basis
of their reproductive roles",
                "QUESTION_EXPERT": "What is the gender composition of the couple portrayed in the image?",
                "QUESTION_VQA": "How many men and women are visible in the image?"
            },
            {
                "ATTRIBUTE": "attire: clothing of a distinctive style or for a particular occasion",
                "QUESTION_EXPERT": "What is the attire of the couple portrayed in the image?",
                "QUESTION_VQA": "What type of clothing are the individuals in the image wearing?"
            }
        ]
    }"""

    jsonScheme_output = """{
        "QUESTION_EXPERT": "How does the couple's body language appear in the wedding image?",
        "QUESTION_VQA": "What are the body positions or movements of the spouses in the image?"
    }"""

    return NEXT_QUESTION.format(
        expertise=expertise,
        jsonScheme_input=jsonScheme_input,
        jsonScheme_output=jsonScheme_output
    )

```

(b) Function for "Next Question"

Figure 4. "Next Question" Prompt

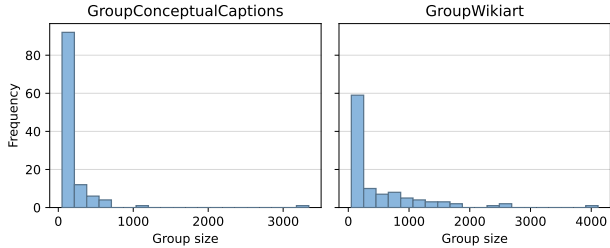


Figure 5. Group sizes for the GroupConceptualCaptions and GroupWikiArt datasets.

Table 5. Metadata values for creating group captions on WikiArt.

Artist
0: "Albrecht Durer", 1: "Boris Kustodiev", 2: "Camille Pissarro", 3: "Childe Hassam", 4: "Claude Monet", 5: "Edgar Degas", 6: "Eugene Boudin", 7: "Gustave Dore", 8: "Ilya Repin", 9: "Ivan Aivazovsky", 10: "Ivan Shishkin", 11: "John Singer Sargent", 12: "Marc Chagall", 13: "Martiros Saryan", 14: "Nicholas Roerich", 15: "Pablo Picasso", 16: "Paul Cezanne", 17: "Pierre Auguste Renoir", 18: "Pyotr Konchalovsky", 19: "Raphael Kirchner", 20: "Rembrandt", 21: "Salvador Dali", 22: "Vincent van Gogh"
Genre
0: "Abstract paintings", 1: "Cityscapes", 2: "Genre paintings", 3: "Illustrations", 4: "Landscapes", 5: "Nude paintings", 6: "Portraits", 7: "Religious paintings", 8: "Sketches and studies", 9: "Still lifes"
Style
0: "Abstract Expressionism", 1: "Action painting", 2: "Analytical Cubism", 3: "Art Nouveau", 4: "Baroque", 5: "Color Field Painting", 6: "Contemporary Realism", 7: "Cubism", 8: "Early Renaissance", 9: "Expressionism", 10: "Fauvism", 11: "High Renaissance", 12: "Impressionism", 13: "Mannerism Late Renaissance", 14: "Minimalism", 15: "Naive Art Primitivism", 16: "New Realism", 17: "Northern Renaissance", 18: "Pointillism", 19: "Pop Art", 20: "Post Impressionism", 21: "Realism", 22: "Rococo", 23: "Romanticism", 24: "Symbolism", 25: "Synthetic Cubism", 26: "Ukiyo-e"

with three attributes (style, genre and artist) required a minimum of 50 images. After downloading the images and removing duplicates, we retained only the groups with more than 49 images. From this process, we obtained 53,707 images distributed across 105 groups. The sizes of these groups range from 50 to 4,112 images.

## B.2. Baseline Methods

The baselines we compare against for this task, namely BLIP-2 [31], LLaVA-1.5 [36], and GPT-4V [1], are not designed to process multiple images simultaneously. Therefore, we conducted experiments using different settings to enable a comparison with ImageSet2Text. These set-

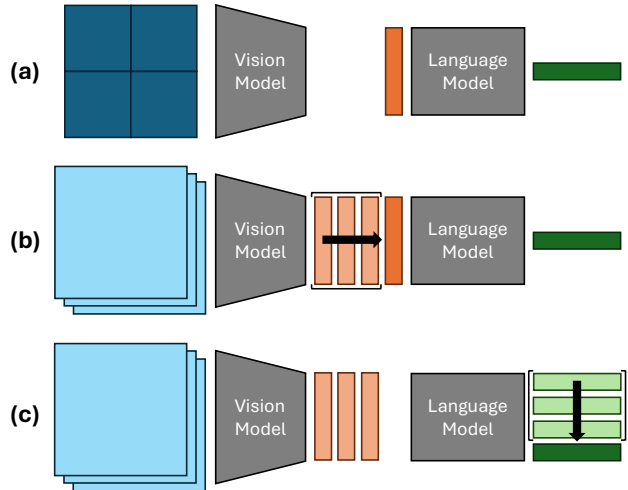


Figure 6. Settings of utilizing VQA models to generate group captions. Light colors denote images (blue), image embeddings (orange) and output text (green) on the level of individual images, dark colors denote aggregation on a group level. (a) is the grid setting where images are put into a collage to depict the group, (b) is the group embedding setting where embeddings of individual images after the vision encoder are averaged and (c) is the summary setting where an additional LLM is used to generate a group caption from the captions of individual instances.

tings are referred to as (a) the grid setting, (b) the group embedding setting, and (c) the summary setting. A visual summary of these settings is provided in Fig. 6.

In the grid setting, we selected images from the groups, arranged them into grids, and used these grids as inputs for the baseline models. Due to resolution constraints on the input size of the respective vision encoders, we included only a subset of images from each group. For the biggest groups of multiple thousand images, using the entire set would have resulted in each image occupying only a few pixels within the grid, leading to meaningless outputs. To be applicable to all groups we investigated grid sizes of up to 7x7 images, which is close the minimum number of images present in the smallest groups (50).

In the group embedding setting, all images of a group are passed through the vision encoder of the respective model and is averaged before the caption is generated. Naturally this is only applicable to open-source models, thus not to the GPT-4V baseline.

In the summary setting, we generate a caption for every individual image of the group. Then we utilize GPT-4V to summarize these captions into a single caption. We only considered unique captions. The prompt format used for this operation was:

```
In the following, a list of captions is provided.
Generate a caption that best describes the group of
captions.
The group captions should be short and concise.
[[f"{i+1}: {caption} " for i, caption in
  enumerate(captions)]]
Group Caption:
```

To ensure a fair comparison with ImageSet2Text, the grid setting necessitates a “caption curation” step. Since the models process the grid as a single image, they often generate captions containing phrases like “collage of images” or “grid of images”. These terms negatively impact performance evaluation, as the reference captions describe only the image content without mentioning grids or collages. Therefore, we removed such terms or sentences from the generated captions, evaluating only the detected content within the grid images. To not introduce any systematic bias to the evaluation, we applied this curation step to captions of all methods, also ImageSet2Text.

### B.3. Generating a Caption with ImageSet2Text

ImageSet2Text is not explicitly designed for group captioning, but this task serves as a key evaluation tool for assessing the accuracy of descriptions. The typical output of ImageSet2Text is a long, nuanced, and detailed textual description highlighting the main visual elements shared among the images in a given set. However, for evaluation purposes, this detailed description must be transformed into a more plain and concise textual representation, *i.e.*, a caption.

To generate a caption from a description issued by ImageSet2Text, we utilized GPT-4V with the following prompt format:

Examples on four sets (two from GroupConceptualCaptions and two from GroupWikiArt) are reported in Fig. 7.

```
In the following, a description of a group of images is
provided.
Summarize the description into a plain, single sentence
caption.
Focus on the most important parts and and keep it as
short as possible.
Description: {description}
Caption:
```

### B.4. Metrics

For all metrics, we used the suggested standard implementation of recent publications or if available the original authors of the papers suggesting these metrics. We use the standard rouge package to calculate the ROUGE-L (F1) score. Furthermore, we use the BLEU-4 score (sentence-wise) and the METEOR score as implemented by the nltk package. For SPICE we used the implementation of the pycocoevalcap package. For CIDEr-D, we ported the python 2 code accompanying the original publication [60] to python 3. They also provide pre-computed document frequencies on the MSCOCO dataset



Figure 7. Examples of generated descriptions and generated captions for four different image sets. From top two bottom: two sets in GroupConceptualCaptions and two sets in GroupWikiArt.

[35], which are necessary for our task as only a single reference caption is available. For BERTScore, we utilize the bert-score package. We considered the microsoft/deberta-xlarge-mnli [23] model as basis to calculate the scores. For LLM-as-a-judge, we utilized the same GPT-40-mini model as for the rest of the



evaluation with the following prompt scheme:

```
You are an impartial judge evaluating the equivalence
of two captions.
Response only with True and False.
Caption 1: {hypothesis}
Caption 2: {reference}
Response:
```

Finally, for CLIPScore we utilized the Open-CLIP [27] ViT-bigG-14 model trained on the LAION2B dataset [53] (S39B B160K).

## B.5. Detailed Results

We provide detailed results on GroupConceptualCaptions in Tab. 6 and GroupWikiArt in Tab. 7. Additional to the metrics discussed in the main paper, we include BLEU-4 [45] for completeness. We already featured CIDEr-D and METEOR, which are designed to improve upon the weaknesses of BLEU, in our evaluation in the main paper. Furthermore, we additionally report CLIPScore for the GroupWikiArt dataset. Here, it is actually not clear if a good group captioning method should attain higher scores. Depending on how the vision encoder of CLIP extracts semantic information from the image, it could be rather misleading, *i.e.*, high scores might not indicate a good group caption. Also, if *e.g.*, trees or bottles are visually important features, generating a description that correctly captures the style, artist and genre might not score high. Given that we construct the groups from the metadata, we do not foresee that any reference-free metric such as CLIPScore effectively measures performance on this task.

## C. Completeness Evaluation

To assess the completeness of our descriptions, we conduct an experiment on the downstream task of Set Difference Captioning using the PairedImageSets dataset [18].

As outlined in the main paper, the proposer-ranker framework introduced in VisDiff begins with single-image captions generated via BLIP-2 on a randomly selected subset of each of the two considered sets. In our experiment, we instead consider the information extracted through ImageSet2Text as a starting point of the same proposer-ranker framework. Below, we detail the key implementation aspects of this experiment.

First, the input provided to the proposer to identify differences between the sets is the graph representations generated at the final iteration of ImageSet2Text for both image sets  $\mathcal{D}_A$  and  $\mathcal{D}_B$ . These graphs are then transformed into a textual format using the `generate_network_text` function from the NetworkX library in Python<sup>6</sup>.

<sup>6</sup>NetworkX, [https://networkx.org/documentation/stable/reference/readwrite/generated/networkx.readwrite.text.generate\\_network\\_text.html](https://networkx.org/documentation/stable/reference/readwrite/generated/networkx.readwrite.text.generate_network_text.html), Last Access: 7th of March 2025.

In the original VisDiff implementation, the authors conduct three rounds of their pipeline, where in each round, 10 different images are considered to generate 10 candidate differences. The proposed differences are merged over the three rounds (for a total of 30 differences) and then passed as input to the ranker module. Since our graph representations are precomputed and remain static, we have considered using a single round of iteration. However, we observed that when the proposer is prompted to find 30 possible differences at once, the proposals start becoming meaningless, diverging toward irrelevant interpretations. To mitigate this, we adopt a two-round approach, requesting 15 differences per round, for a total of 30 proposed differences.

While the proposer’s prompt remains largely unchanged, we make one key modification: instead of specifying that the input consists of 10 individual captions, we explicitly clarify that the input consists of descriptions of two image sets, represented in graph form.

In the main paper, we demonstrated that integrating the information extracted through ImageSet2Text enhances performance on the PairedImageSets dataset. In this section, we further examine this improvement through a case-by-case analysis, directly comparing our results with those of VisDiff on six specific failure cases reported in their paper [18]. The comparison is illustrated in Fig. 8.

As noted by the authors of VisDiff, one of the primary limitations of their approach is that the BLIP-2-generated captions tend to be overly generic. This issue is particularly evident in more challenging cases, where a deeper, more nuanced understanding of the images is required, such as distinguishing between “Cupcakes topped with buttercream” and “Cupcakes topped with fondant”. In contrast, ImageSet2Text addresses this limitation by iteratively refining the focus of the VQA, ensuring that the generated descriptions capture more specific and contextually relevant details. As shown in Fig. 8, our experimental setting produces superior set difference captions in five out of the six cases.

## D. User Study

To assess the quality of descriptions generated by ImageSet2Text, we conducted a user study with 200 participants recruited via Prolific. The study was implemented as a dynamic Google Form, deployed as a Google Web Application, and coded using Google Apps Script. Each user evaluates seven descriptions: six generated by ImageSet2Text and one control description. Three examples of control descriptions (one per type) and their corresponding image grids are shown in Fig. 9. The study takes approximately 8 minutes per user. The user study questions are listed in Tab. 8 and a screenshot of the interface is reported in Fig. 10, where a pair set-description is reported, along with the first question of the user study.

Table 6. Extended results of accuracy evaluation for in group image captioning on the GroupConceptualCaptions dataset.

Model (Setting)	CIDEr-D	SPICE	METEOR	Rouge-L	BLEU	BERTScore	LLM-Judge	CLIPScore
LLaVA-1.5 (1x1 grid)	0.103	0.081	0.101	0.144	0.018	0.640	0.284	0.272
LLaVA-1.5 (2x2 grid)	0.046	0.102	0.079	0.106	0.015	0.619	0.181	0.266
LLaVA-1.5 (3x3 grid)	0.082	0.112	0.096	0.086	0.013	0.627	0.207	0.268
LLaVA-1.5 (4x4 grid)	0.092	0.121	0.110	0.089	0.014	0.632	0.198	0.273
LLaVA-1.5 (5x5 grid)	0.090	0.106	0.102	0.090	0.014	0.625	0.216	0.269
LLaVA-1.5 (6x6 grid)	0.082	0.099	0.098	0.087	0.014	0.619	0.172	0.261
LLaVA-1.5 (7x7 grid)	0.069	0.092	0.094	0.085	0.013	0.619	0.138	0.255
LLaVA-1.5 (Avg emb.)	0.053	0.041	0.074	0.107	0.014	0.586	0.103	0.232
LLaVA-1.5 (Summary)	0.038	0.085	0.112	0.091	0.012	0.626	0.198	0.301
GPT-4V (1x1 grid)	0.251	0.130	0.137	0.189	0.024	0.655	0.302	0.299
GPT-4V (2x2 grid)	0.120	0.084	0.110	0.098	0.013	0.623	0.155	0.297
GPT-4V (3x3 grid)	0.143	0.108	0.099	0.096	0.014	0.635	0.284	0.314
GPT-4V (4x4 grid)	0.146	0.105	0.104	0.099	0.013	0.649	0.276	0.315
GPT-4V (5x5 grid)	0.139	0.107	0.098	0.092	0.013	0.645	0.276	0.308
GPT-4V (6x6 grid)	0.131	0.101	0.091	0.087	0.013	0.647	0.276	0.305
GPT-4V (7x7 grid)	0.112	0.106	0.097	0.091	0.013	0.649	0.259	0.294
GPT-4V (Summary)	0.132	0.104	0.096	0.104	0.015	0.631	0.129	0.314
ImageSet2Text	0.210	0.143	0.149	0.155	0.020	0.674	0.345	0.325

## E. Automatic Alternative Text Generation of Image Sets

Automatic generation of alternative text (alt-text) is a fundamental application of image captioning [22], particularly for visually impaired individuals. `ImageSet2Text` introduces a novel approach by summarizing entire image collections rather than generating captions for individual images. Since this area is largely unexplored, we conducted interviews with three visually impaired individuals by virtue of a collaboration with Fundación ONCE, a Spanish NGO devoted to improving universal accessibility. The goal of the interviews was to gather community feedback on its usefulness and potential improvements [13]. The interviews were conducted by the first author in Spanish. They were transcribed and then carefully translated into English to facilitate a qualitative analysis of the collected data. The questions are summarized in Tab. 9.

In the first part of the interview, the questions aimed to assess whether the interviewee was familiar with tools for automatic alt-text generation. The second part explored the potential usefulness of accessing textual descriptions for collections of images in various tasks. In the third part, we presented an example of description generated by `ImageSet2Text` and asked the interviewee to provide feedback on it. Finally, the interview concluded with an open-ended opportunity for the interviewee to share any additional relevant information.

Interviewees generally welcomed the idea, recognizing that set-level descriptions could be extremely useful when

understanding the broader context of a scene is more important than focusing on specific details, such as during events and entertainment, keeping memories of travels, or while managing folders on the computer. However, they emphasized that such summaries should complement rather than replace individual image descriptions, as both serve distinct purposes. When evaluating an example description, participants expressed general satisfaction with the level of detail, coherence, and clarity. In particular, they appreciated explicit relations among the entities in the images—an aspect they often find lacking in commercial automatic alt-text generators. This feature of `ImageSet2Text` is a direct consequence of integrating structural representations that explicitly consider relationships between visual elements [49, 50].

Should `ImageSet2Text` be further developed in the context of accessible technologies, our collaborators from Fundación ONCE suggested key areas for improvement. First, they emphasized the importance of using simple, clear, and direct language to minimize ambiguity. They also recommended tailoring descriptions based on the user’s visual experience—for instance, those who have seen before might benefit from references to colors and light, while those who have never seen may require alternative descriptions. Another point raised was that the current approach works best for homogeneous image sets with shared visual elements. However, in real-world scenarios, image collections might be more heterogeneous. As a result, a necessary future direction for `ImageSet2Text` is to not only identify common features but also to detect distinct groups

Table 7. Extended results of accuracy evaluation for in group image captioning on the GroupWikiArt dataset.

Model (Setting)	CIDEr-D	SPICE	METEOR	Rouge-L	BLEU	BERTScore	LLM-Judge	CLIPScore
BLIP-2 (1x1 grid)	0.002	0.034	0.055	0.063	0.011	0.539	0.019	0.255
BLIP-2 (2x2 grid)	0.046	0.060	0.060	0.091	0.017	0.542	0.038	0.263
BLIP-2 (3x3 grid)	0.117	0.103	0.077	0.088	0.015	0.583	0.179	0.303
BLIP-2 (4x4 grid)	0.092	0.102	0.070	0.076	0.014	0.577	0.132	0.295
BLIP-2 (5x5 grid)	0.068	0.091	0.065	0.058	0.010	0.565	0.132	0.291
BLIP-2 (6x6 grid)	0.052	0.079	0.047	0.047	0.009	0.551	0.085	0.278
BLIP-2 (7x7 grid)	0.062	0.084	0.046	0.049	0.009	0.551	0.057	0.273
BLIP-2 (Avg emb.)	0.004	0.054	0.076	0.086	0.013	0.576	0.028	0.294
BLIP-2 (Summary)	0.082	0.032	0.069	0.075	0.010	0.574	0.085	0.269
LLaVA-1.5 (1x1 grid)	0.001	0.012	0.033	0.043	0.006	0.542	0.000	0.219
LLaVA-1.5 (2x2 grid)	0.003	0.037	0.022	0.034	0.004	0.556	0.057	0.274
LLaVA-1.5 (3x3 grid)	0.025	0.124	0.036	0.032	0.005	0.585	0.019	0.289
LLaVA-1.5 (4x4 grid)	0.027	0.119	0.039	0.032	0.005	0.589	0.019	0.289
LLaVA-1.5 (5x5 grid)	0.028	0.115	0.036	0.031	0.005	0.583	0.028	0.293
LLaVA-1.5 (6x6 grid)	0.030	0.107	0.041	0.034	0.006	0.579	0.028	0.292
LLaVA-1.5 (7x7 grid)	0.024	0.106	0.034	0.033	0.006	0.576	0.009	0.295
LLaVA-1.5 (Avg emb.)	0.001	0.012	0.020	0.027	0.004	0.547	0.000	0.202
LLaVA-1.5 (Summary)	0.037	0.027	0.067	0.060	0.008	0.559	0.000	0.248
GPT-4V (1x1 grid)	0.002	0.012	0.064	0.064	0.008	0.558	0.028	0.242
GPT-4V (2x2 grid)	0.011	0.079	0.101	0.058	0.008	0.594	0.151	0.283
GPT-4V (3x3 grid)	0.023	0.117	0.116	0.050	0.007	0.613	0.208	0.300
GPT-4V (4x4 grid)	0.022	0.108	0.108	0.052	0.008	0.617	0.208	0.310
GPT-4V (5x5 grid)	0.021	0.140	0.108	0.053	0.009	0.621	0.160	0.301
GPT-4V (6x6 grid)	0.032	0.177	0.108	0.050	0.008	0.624	0.142	0.305
GPT-4V (7x7 grid)	0.025	0.159	0.106	0.045	0.008	0.623	0.113	0.298
GPT-4V (Summary)	0.003	0.028	0.049	0.036	0.006	0.560	0.075	0.247
ImageSet2Text	0.032	0.063	0.115	0.090	0.012	0.620	0.248	0.291

Table 8. Questions of the user study. Each question allows answers on a Likert scale from 1 to 5.

Question
(1) Is the description clear and easy to understand?
(2) Does the description contain enough details?
(3) Does the description contain misleading or incorrect information?
(4) Does the text flow naturally?
(5) What is your overall satisfaction for this description?

within an image set to provide more meaningful summaries, which is aligned with ongoing research in semantic image clustering [38].

In sum, this feedback highlights the potential of ImageSet2Text to enhance accessibility and inclusion for blind and low-vision users in both personal and professional settings.

 <p>Set A: "Motorcycles on a Street"</p>	<p>A collection of images featuring motorcycles, showcasing their design, which is characterized by a skeletal system similarity and a consistent profile structure. The motorcycles are depicted in a variety of colors, with chrome and silver components as the primary metallic elements, set within an urban environment.</p>	 <p>Set B: "Bicycles on a street"</p>	<p>A collection of images depicting bicycles in an urban environment. The bicycles feature varied designs and colors, and exhibit functionalities such as being lightweight and including safety components. They are shown parked, as part of a collection serving multiple purposes, with a style resembling that of urban commuter or cruiser bikes. The demographic represented in the images indicates a variety of riders.</p>	<p>Ground Truth: Vehicle type (Motorcycles vs Bicycles)</p> <p>VisDiff (score = 0.5): futuristic motorcycle design</p> <p>Ours (score = 1.0): "Motorcycle with defined structural similarity"</p>
 <p>Set A: "Birds flying in the sky"</p>	<p>A collection of images featuring birds, specifically gulls, capturing various formations and flight movements against a clear blue sky. The gulls are depicted in streamlined shapes within their coastal habitat, while the background showcases a daytime sky with shades of blue and clouds.</p>	 <p>Set B: "Airplanes flying in the sky"</p>	<p>A collection of images featuring airplanes, specifically commercial airplanes categorized as passenger aircraft and sized as narrowbody aircraft. These images depict airplanes in a sunset sky environment, with the sky background characterized by dramatic clouds and a colorful sunset. The atmosphere of the sky is blue with clouds, although the weather is noted as bad.</p>	<p>Ground Truth: Flying object (Birds vs Airplanes)</p> <p>VisDiff (score = 0.5): Images of seagulls in flight</p> <p>Ours (score = 1.0): "Birds in flight"</p>
 <p>Set A: "Vintage cars on a road"</p>	<p>A collection of images featuring vintage cars from the fifties, characterized by their rounded silhouette and chrome detailing. The aesthetic evokes nostalgia, with the cars available in various colors and presented in a compact size. Each image is set against a rural landscape, highlighting the cars in an appropriate environment.</p>	 <p>Set B: "Modern cars on a road"</p>	<p>A collection of images featuring cars in various colors, set against a mix of rural and urban backgrounds. Each image showcases different models of cars.</p>	<p>Ground Truth: Car era (Vintage vs Modern)</p> <p>VisDiff (score = 0.5): woman driving vintage cars</p> <p>Ours (score = 1.0): "Vintage themed car"</p>
 <p>Set A: "Shiny Metallic Cars"</p>	<p>A collection of images featuring sports cars, characterized by a chrome color. The physical appearance of these sports cars highlights a luxurious chrome finish, showcasing aerodynamic curves and sharp angles. Additionally, there is a reflective surface that enhances the visual appeal of the cars, particularly with the silver shade of the chrome coating.</p>	 <p>Set B: "Matte finish car"</p>	<p>A collection of images featuring cars, characterized by a sporty design, displayed in a garage that functions as a showroom. The cars have a matte finish that is non-reflective and comes in a gray coloration.</p>	<p>Ground Truth: Car finish (Shiny/Metallic vs Matte)</p> <p>VisDiff (score = 0.5): cars with reflective backgrounds</p> <p>Ours (score = 1.0): "Car with shiny, reflective chrome finish"</p>
 <p>Set A: "Cupcakes topped with buttercream"</p>	<p>A collection of images showcasing cupcakes, featuring vanilla flavor as a key seasoning. The vanilla flavor is presented as an essence enhancing cupcake flavors. Each cupcake is displayed with attention to its presentation, which includes a colored lining and swirled frosting, along with decorative elements specifically for cupcakes. Additionally, the cupcakes exhibit vibrant colors and are topped with jimmies.</p>	 <p>Set B: "Cupcakes topped with fondant"</p>	<p>A collection of photographs featuring cupcakes. Each cupcake is light golden-brown in base color and is presented displayed on a flat surface or platter, specifically a white surface. The cupcakes are decorated with an assortment of decorations and come in an assortment of colors.</p>	<p>Ground Truth: Icing type (Buttercream vs Fondant)</p> <p>VisDiff (score = 0.5): Cupcakes with coffee frosting</p> <p>Ours (score = 1.0): "Swirled frosting on cupcake"</p>
 <p>Set A: "Bonsai trees shaped in cascade style"</p>	<p>A collection of images featuring a bonsai tree, characterized by its lush vibrant green leaves that are small in size. The bonsai tree is presented on a wooden stand made of wood and is set against a dark backdrop. It is contained in a ceramic pot that is dark or earthy in color.</p>	 <p>Set B: "Bonsai trees shaped in informal upright style"</p>	<p>A collection of images featuring a bonsai tree, characterized by its lush green leaves with varied shape and texture, a twisted and gnarled trunk, and set against a plain background, all displayed in a rectangular ceramic pot.</p>	<p>Ground Truth: Bonsai shaping style (Cascade vs Informal upright)</p> <p>VisDiff (score = 0.0): Repetition of 'bonsai' in the caption</p> <p>Ours (score = 0.0): "Ceramic pot with dark or earthy color"</p>

Figure 8. Case-by-case comparison with VisDiff. The first column presents images of "Set A" along with their definition in PIS, the second column presents our description for this set. The third column presents images of "Set B" and their definition in PIS, while the fourth column is our generated description. Finally, in the fifth column we report the ground truth of the difference between Set A and Set B, the prediction and score of VisDiff and our prediction and score.



Table 9. Focus Areas and Associated Questions to explore the usability of ImageSet2Text in the context of alternative text generation.

Focus	Questions
Alt-Text Generation Usage	<p>Do you use any tool or service for generating image descriptions? If so, which ones?</p> <p>In what contexts do you find image descriptions most useful? (<i>e.g.</i>, on websites, social media, documents)</p>
ImageSet2Text opportunities	<p>If you had the option to receive a summary of a set of images instead of individual descriptions, do you think it would be useful? Why or why not?</p> <p>In what situations or types of content do you think this option would be most beneficial? (<i>e.g.</i>, news articles, academic documents, presentations, social media, personal images from events/travel, etc.)</p> <p>Can you think of specific cases where a summary of a set of images would be more useful than individual descriptions?</p> <p>Do you think these types of summaries could be useful in professional, educational, or personal contexts? How?</p> <p>Do you see any difficulties with this approach?</p>
ImageSet2Text evaluation	<p>We have developed a method to automatically create descriptions of image sets: would you like to review an example and share your feedback?</p> <p>What aspects of the descriptions do you find clear or useful?</p> <p>Are there any parts of the descriptions that you find confusing or unclear?</p> <p>How could we improve the structure, level of detail, or language used in the descriptions to make them more accessible?</p> <p>Would you prefer these summaries to be presented in a specific format? (<i>e.g.</i>, structured lists, narrative summaries, bullet points)</p>
Extra	<p>Is there anything we haven't mentioned that you think we should consider when designing this methodology?</p>



**Control Accuracy**

A series of images showcasing a group of penguins in their natural habitat of the Antarctic. The Antarctic landscape is defined by its ice-covered terrain and harsh, cold climate, which supports a variety of bird species, including the penguin. The penguins are seen navigating the snow-covered ground and interacting with the icy environment that forms their primary ecosystem.



**Control Detail**

A collection of distant, luminous points scattered across a vast expanse, their patterns seemingly fixed but subject to subtle, rhythmic movement. These points appear in clusters, each contributing to a larger, unchanging display that remains constant regardless of perspective.



**Control Clarity/Flow**

Dogs. Playing. In a park. Running. Leaping, chasing. Grass, swaying, or still. Barking, stopping, starting. Space to move. Open, yet undefined. The dogs, paws pressing, leaving marks. The park, a place to be, yet not permanent. Movement, constant. Each frame, a pause.

Figure 9. Three examples of control descriptions used as reference values for the user study.

Evaluation 7/7

Description: A collection of photographs featuring sushi, including an assortment style made up of various ingredients such as salmon, cucumber, avocado, and fish roe. The sushi includes salmon as a main fish, presented with various unique garnishes for enhanced presentation.

Is the description clear and easy to understand? \*

1   2   3   4   5

Very hard to understand





Very easy to understand

Figure 10. Example of a pair set-description shown in the user study, along with the first rating question about clarity.