

Dynamically Learning to Integrate in Recurrent Neural Networks

Blake Bordelon,^{1,2,*} Jordan Cotler,^{3,†} Cengiz Pehlevan,^{1,2,4,‡} and Jacob A. Zavatone-Veth^{2,5,§}

¹*John A. Paulson School of Engineering and Applied Sciences, Harvard University, Cambridge, MA, USA*

²*Center for Brain Science, Harvard University, Cambridge, MA, USA*

³*Department of Physics, Harvard University, Cambridge, MA, USA*

⁴*Kempner Institute for the Study of Natural and Artificial Intelligence, Harvard University, Cambridge, MA, USA*

⁵*Society of Fellows, Harvard University, Cambridge, MA, USA*

Learning to remember over long timescales is fundamentally challenging for recurrent neural networks (RNNs). While much prior work has explored why RNNs struggle to learn long timescales and how to mitigate this, we still lack a clear understanding of the dynamics involved when RNNs learn long timescales via gradient descent. Here we build a mathematical theory of the learning dynamics of linear RNNs trained to integrate white noise. We show that when the initial recurrent weights are small, the dynamics of learning are described by a low-dimensional system that tracks a single outlier eigenvalue of the recurrent weights. This reveals the precise manner in which the long timescale associated with white noise integration is learned. We extend our analyses to RNNs learning a damped oscillatory filter, and find rich dynamical equations for the evolution of a conjugate pair of outlier eigenvalues. Taken together, our analyses build a rich mathematical framework for studying dynamical learning problems salient for both machine learning and neuroscience.

I. INTRODUCTION

Recurrent neural networks (RNNs) are the paradigmatic model of dynamical computation in neuroscience and machine learning [1, 2]. Though continuous attractors are believed to underlie many forms of working memory in the brain [3], learning to remember over long timescales is fundamentally challenging for RNNs. The difficulty of training RNNs with gradient descent is a central problem in deep learning [4–10]. Traditionally, this challenge has been circumvented through alternative recurrent architectures, most famously Long Short-Term Memory networks [5]. Recent years have seen the resurrection of vanilla RNNs for long-range tasks, enabled by carefully designed constraints on recurrent weights [6, 7, 11].

Despite extensive research into why RNNs struggle to learn long timescales and how to mitigate this, we still lack a precise understanding of the dynamics involved when RNNs learn long timescales via gradient descent. Much progress has been made in understanding the dynamics of gradient descent in feedforward networks, distinguishing between a lazy regime where parameters move infinitesimally and learning dynamics are linear, and a rich regime where features are learned [12–15]. Though the nonlinear dynamics of learning in the rich regime are generally intractable, substantial insight can be gained from studying deep linear feedforward networks [16–20]. These analyses reveals a two-stage

learning process in which the weights first align to task-relevant directions and then grow in scale.

In the recurrent setting, while a lazy regime is known [21] and past works have uncovered signatures of alignment [9, 22–26], we still lack a detailed analytical understanding in simple settings akin to the work on feedforward networks. In particular, many works in the recurrent setting have focused on low-rank updates to random initial recurrent weights [22, 24, 27], employing learning rules that explicitly rank-constrain updates or empirically noting that gradient descent updates are low-rank.

To address how RNNs learn to remember, we build a mathematical theory of the learning dynamics of linear RNNs trained to integrate white noise. We show that when the initial recurrent weights are small, the dynamics of learning are described by a low-dimensional system that tracks a single outlier eigenvalue of the recurrent weights. This reveals the precise manner in which the long timescale associated with white noise integration is learned. We extend our analyses to RNNs learning a damped oscillatory filter, and find rich dynamical equations for the evolution of a conjugate pair of outlier eigenvalues. Taken together, our analyses build a rich mathematical framework for studying dynamical learning problems salient for both machine learning and neuroscience.

II. RESULTS

We consider learning in linear RNNs in continuous time [28], with dynamics

$$\partial_t \mathbf{h}(t) = -\mathbf{h}(t) + \frac{1}{\sqrt{N}} \mathbf{W} \mathbf{h}(t) + \mathbf{u} x(t), \quad y(t) = \frac{1}{N} \mathbf{v}^\top \mathbf{h}(t). \quad (1)$$

Authors listed alphabetically.

* blake_bordelon@g.harvard.edu

† jcotler@fas.harvard.edu

‡ cpehlevan@seas.harvard.edu

§ jzavatoneveth@fas.harvard.edu

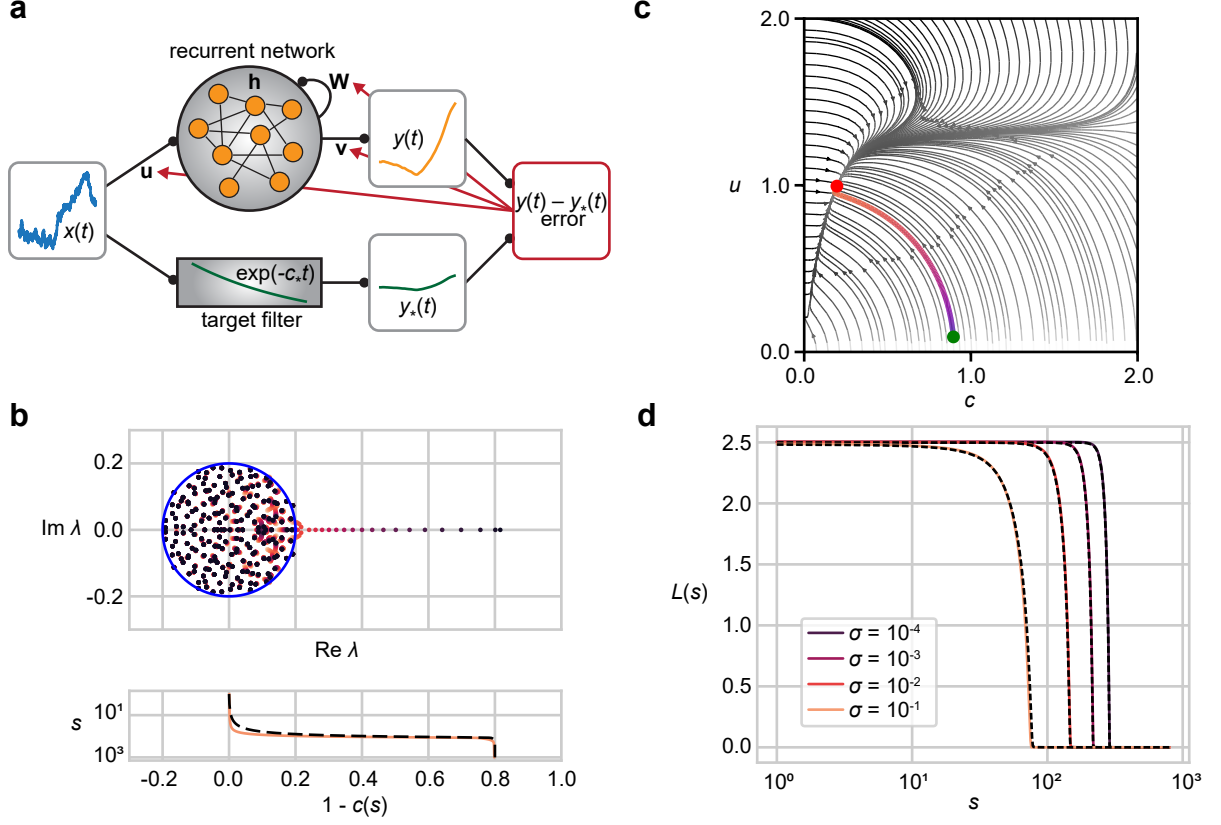


FIG. 1: Training a linear RNN to integrate noise. **a.** Diagram of training setup. Gaussian noise $x(t)$ is fed into a linear RNN with recurrent weights \mathbf{W} through a read-in vector \mathbf{u} , and the resulting signal $y(t)$ is read out through a vector \mathbf{v} . This signal is then compared to a target signal $y_*(t)$ generated by filtering the noise signal with an exponential filter e^{-c_*t} , and the error signal is backpropagated to update the parameters (diagrammed as red arrows). **b.** Dynamics for $c_* = 0.2$ and $\sigma = 0.2$. (Top) Eigenvalues of $\mathbf{W}(s)$ during training of a $N = 250$ network. Shading indicates training steps, with darker colors indicating later times. (Bottom) Comparison of evolution of the projection of the recurrent weights onto the read-in/out directions $\frac{\mathbf{v}^\top \mathbf{W} \mathbf{u}}{\|\mathbf{v}\| \|\mathbf{u}\|}$, which measures the outlier eigenvalue after alignment, (orange line) compared to the theoretical prediction $1 - c(s)$ from Equation (4) (black dashed line). **c.** Flow field of the reduced two-dimensional gradient flow dynamics for $c_* = 0.2$, with the trajectory for $\sigma = 0.2$ overlaid. **d.** Loss dynamics for varying initialization scale σ . The initial alignment takes time $t \propto -\ln(\sigma)$.

Here there are N neurons driven by scalar Gaussian noise $x(t)$, recurrent weights \mathbf{W} , read-in weights \mathbf{u} , and read-out weights \mathbf{v} . The term $-\mathbf{h}$ represents the intrinsic decay of the neuronal activity over time, while $\mathbf{W}\mathbf{h}(t)$ captures the recurrent interactions among neurons. The input signal $x(t)$ is injected into the network through the read-in weights \mathbf{u} , and the network output $y(t)$ is obtained by projecting the hidden state $\mathbf{h}(t)$ onto the read-out weights \mathbf{v} . The learning goal is for the readout $y(t)$ to match a target signal $y_*(t) = \int_0^t dt' f_*(t')x(t-t')$ for a fixed target filter $f_*(t)$. In other words, we want the network to implement a convolution of the input signal with a desired filter $f_*(t)$, effectively performing temporal integration with specific properties determined by $f_*(t)$ (see Figure 1).

Learning is accomplished via gradient flow on the population risk $L = \mathbb{E}_x \int_0^\infty dt [y(t) - y_*(t)]^2 = \int_0^\infty dt [f(t) -$

$f_*(t)]^2$, where $f(t) = \frac{1}{N} \mathbf{v}^\top e^{-(\mathbf{I} - \frac{1}{\sqrt{N}} \mathbf{W})t} \mathbf{u}$ is the filter induced by the linear RNN. We initialize the RNN parameters according to an isotropic Gaussian $W_{ij} \sim \mathcal{N}(0, \sigma^2)$. Then we update the parameters (\mathbf{u} , \mathbf{v} , and \mathbf{W}) using backpropagation through training time s (for “steps”), e.g. $d\mathbf{W}(s)/ds \propto -\nabla_{\mathbf{W}} L$ (see Appendix B). This gradient flow corresponds to continuous-time gradient descent, where the parameters are updated continuously in the direction of steepest descent of the loss function L . Our setup comprises a streamlined version of previous works on training RNNs to solve neuroscience and machine learning tasks [9, 22–24, 29]; by focusing on a linear RNN with scalar input and output, we reduce the complexity of the system and make it amenable to analytical treatment. This simplified architecture allows us to obtain a precise characterization of learning dynamics, shedding light on the mechanisms by which RNNs can learn to represent long timescales.

A. Learning a leaky integrator

We first study how the RNN learns to solve the simplest memory task: damped integration with $f_\star(t) = e^{-c_\star t}$ [30]. This target filter corresponds to a leaky integrator that accumulates input over time but forgets it exponentially with rate c_\star . The goal is for the network to emulate this temporal filtering behavior, effectively maintaining a memory of past inputs with an exponential decay. When the initial weights are small ($\sigma \ll 1$), the early-time learning dynamics drive alignment of the read-in and read-out vectors, and there emerges an aligned spike in the recurrent weights (see Appendix E for details of the derivation). Intuitively, the network starts with negligible interactions, and learning first focuses on strengthening the pathways that are most effective for the learning task. This results in the alignment of \mathbf{u} and \mathbf{v} , meaning that the network predominantly processes information along a single direction in the high-dimensional state space. Concretely, to leading order in the initialization scale, we find the ODEs

$$\begin{aligned} \frac{d\mathbf{v}(s)}{ds} &\approx \frac{1}{c_\star + 1} \mathbf{u}(s), & \frac{d\mathbf{u}(s)}{ds} &\approx \frac{1}{c_\star + 1} \mathbf{v}(s) \\ \frac{d\mathbf{W}(s)}{ds} &\approx \frac{1}{(c_\star + 1)^2} \mathbf{v}(s)\mathbf{u}(s)^\top. \end{aligned} \quad (2)$$

These equations describe the evolution of the parameters $\mathbf{v}(s)$, $\mathbf{u}(s)$, and $\mathbf{W}(s)$ during the early phase of learning. The first two equations show that the read-in and read-out vectors reinforce each other: as one grows, it stimulates the growth of the other and they eventually converge to the same vector (Appendix E). The third equation indicates that the recurrent weights \mathbf{W} develop a rank-one structure proportional to $\mathbf{v}(s)\mathbf{u}(s)^\top$, effectively enhancing the connectivity along the aligned direction. From these approximate dynamics, we can estimate that the outlier eigenvalue of \mathbf{W} induced by this alignment should escape from the circular bulk of initial eigenvalues at a timescale that scales as $-\log(\sigma)$ (Appendix E).

After the read-in, read-out, and recurrent weights align so that $\mathbf{u}(s) \approx \mathbf{v}(s) \approx u(s)\hat{\mathbf{u}}$ and $\mathbf{W}(s) \approx c(s)\hat{\mathbf{u}}$, we can describe the learning dynamics by gradient flow on an effective loss function

$$L(u, c) = \frac{u^4}{2c} - \frac{2u^2}{c + c_\star} + \frac{1}{2c_\star} \quad (3)$$

for the learned inverse time constant c corresponding to the outlier eigenvalue $1 - c$ and read-in/read-out scale u in a reduced filter $f(t) = u^2 e^{-ct}$. In this reduced description, the network's behavior is effectively captured by two parameters: u , representing the magnitude of the aligned read-in and read-out vectors, and c , representing the inverse timescale of the emergent mode. We can then understand the dynamics of learning by studying gradient flow on this effective loss, where the learning rate for $u(s)$ must be set to half of that for $c(s)$ to match the full

network dynamics (Appendix E):

$$\begin{aligned} \frac{dc(s)}{ds} &= u(s)^2 \left(\frac{u(s)^2}{2c(s)^2} - \frac{2}{(c(s) + c_\star)^2} \right) \\ \frac{du(s)}{ds} &= -u(s) \left(\frac{u(s)^2}{c(s)} - \frac{2}{c(s) + c_\star} \right). \end{aligned} \quad (4)$$

These equations precisely describe the emergence of an outlier eigenvalue, establishing that the final network is a detuned line attractor [30]. At initialization, both u and c are small (*i.e.*, $\mathcal{O}(\sigma)$). Through training, they increase towards the fixed point of these dynamics at $c = c_\star$, $u = 1$, corresponding to perfect recovery of the target filter. One can verify by direct computation that this fixed point is stable. Because these dynamics are two-dimensional, we can visualize their flow field directly for a given c_\star (Figure 1).

The two-phase learning dynamics mirror those found for small initialization in linear feedforward networks [17, 18]. In the first phase, the read-in and read-out vectors align and grow in magnitude, and in the second phase, the recurrent weights adjust to fine-tune the timescale $c(s)$ toward the target c_\star . However, the $1/c$ -like terms in the effective loss leads to extremely sharp learning curves, in contrast to the smooth sigmoids seen in the feedforward case [17]. As a result, the network can exhibit rapid transitions in performance as $c(s)$ approaches c_\star . Though it is hard in general to analytically pinpoint the time at which this transition to $c(s) = c_\star$ occurs, in a simplified model with fixed $u = 1$ one can show that as $c_\star \downarrow 0$ the time of convergence scales as $(1 - \sigma)^3$ (Appendix E). This provides a full description of the observations of long plateaus followed by rapid convergence in past works [8, 26]. We illustrate the dynamics of (4) in Figure 1, and show an excellent agreement with empirical data.

We can also characterize the learning regime when the initial weights are not small ($\sigma \simeq 1$). In this setting c_\star lies within the spectral radius of $\mathbf{I} - \mathbf{W}$ at initialization, and learning induces a reorganization of the bulk eigenvalues and the read-in/out to capture the target timescale as a superposition of many modes. Instead of forming a single dominant mode, the network approximates the target filter through a combination of its inherent spontaneous dynamics without changing its internal dynamics (Figure 2). This dynamics is described by a “lazy” learning solution in which the neural tangent kernel of the RNN does not change over training (see Figure 2, Figure S1, and Appendix C for details), and mirrors the results of previous works [22, 24]. The dynamics of the random reservoir and the neural tangent kernel are determined by the activity autocorrelation $C(t, t') = \frac{1}{N} \sum_{i=1}^N \langle h_i(t) h_i(t') \rangle$, where the angle brackets denote averaging over the random input. $C(t, t')$ can be computed analytically using a standard dynamical mean field theory developed by Sompolinsky *et al.* [28] (Appendices A and C; Figure 2). These dynamics contrast starkly with the alignment dynamics observed

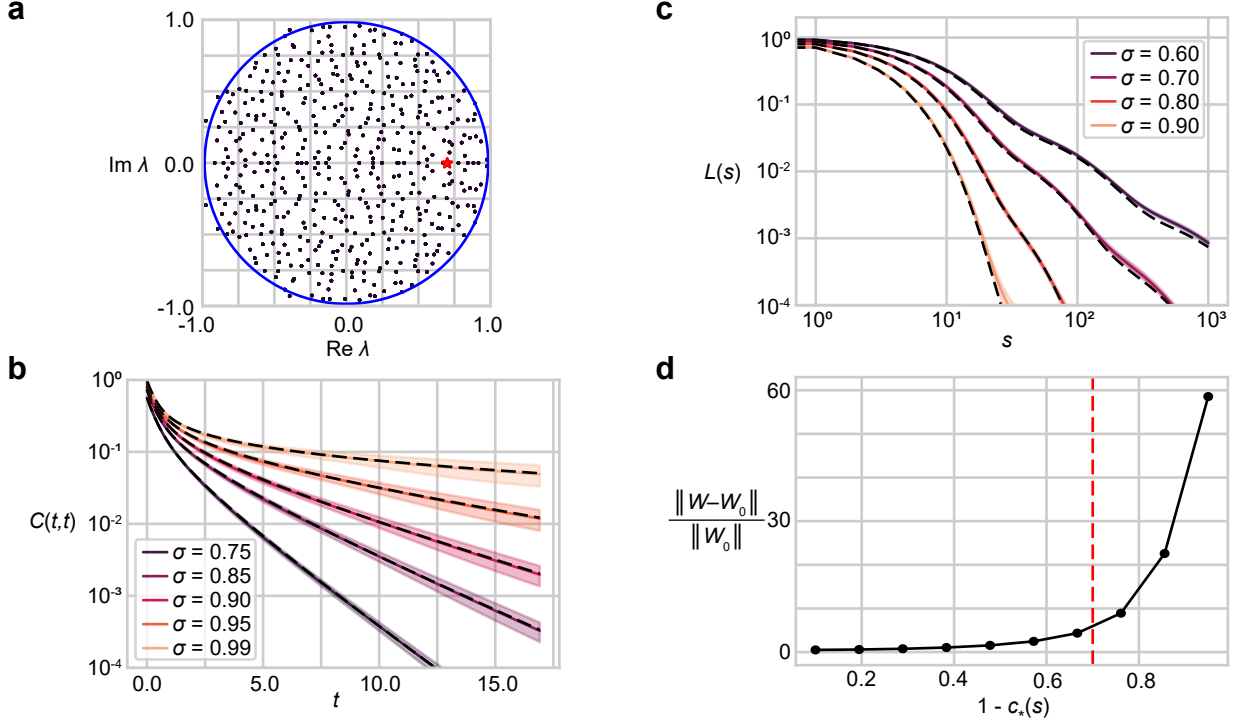


FIG. 2: **Lazily learning to integrate noise.** **a.** Spectrum of eigenvalues of a network learning to integrate in the lazy regime, with $\sigma = 0.98$. As in Figure 1, training steps are indicated by color, but no motion of the eigenvalues is visible. The red star indicates the target $1 - c_* = 0.7$. **b.** The lazy training regime is characterized by the autocorrelation function $C(t, t') = \frac{1}{N} \sum_{i=1}^N \langle h_i(t) h_i(t') \rangle$. Here we show the autocorrelation function on the diagonal $t = t'$ estimated from 5 random initializations of $N = 4000$ networks. Theory curves are plotting $C(t, t) = \sigma^2 e^{-2t} I_0(2\sigma t)$. **c.** Lazy training in networks of size $N = 4000$ with varying initialization variance σ^2 on a task with $c_* = 0.5$. **d.** Relative change in recurrent weights for networks with $N = 250$ and $\sigma = 0.7$ as a function of c_* . The dashed red vertical line shows the predicted threshold $1 - c_* < \sigma$ for lazy learning.

at small σ , emphasizing the importance of initialization scale in determining the network's learning behavior.

What determines how small σ must be in order to drive rich learning? Our experiments suggest that alignment occurs when the target timescale is far outside the spectrum of $\mathbf{I} - \mathbf{W}$ at initialization, which as $N \rightarrow \infty$ has edges along the real line at $1 \pm \sigma$ (Figure 2d). We can make this analysis precise if we consider a reservoir computing setting in which we take the $N \rightarrow \infty$ limit while fixing the recurrent weights to their initial values and training only the readout. In Appendix D, we show that a target filter $f(t) = e^{-c_* t}$ is learnable through reservoir computing only if $1 - \sigma \leq c_* \leq 1 + \sigma$, corresponding precisely to the limiting spectral edges of $\mathbf{I} - \mathbf{W}$. This sharp threshold can be computed thanks to the fact that the network autocorrelation function is analytically diagonalizable. Though this analytical result does not extend easily to lazy learning of the full network (see Appendices C and D), it provides intuition for why the transition to rich learning must occur if the target is not lazily learnable. This is consistent with recent proposals for when rich learning in feedforward networks can accelerate training [31].

B. Learning an oscillator

Next we study learning of a richer memory task: integration with a damped sinusoidal filter $f_*(t) = e^{-c_* t} \cos(\omega_* t)$ [22]. This target filter represents an oscillatory memory trace with frequency ω_* and damping rate c_* , capturing more complex temporal dependencies than the simple exponential decay. Learning this filter requires the network to develop oscillatory dynamics. Again supposing that the weights are small ($\sigma \ll 1$), the learning dynamics consists of an alignment phase, after which subsequent learning is described by a reduced-dimensional effective dynamics (see Appendix F for details). In the alignment phase, the network identifies and strengthens the pathways that contribute to the desired oscillatory behavior. This reduced dynamics is described by a two-dimensional *effective* linear RNN:

$$\begin{aligned} \dot{\mathbf{h}}_{\text{eff}}(t) &= -\mathbf{h}_{\text{eff}}(t) + \begin{pmatrix} a & b \\ c & d \end{pmatrix} \mathbf{h}_{\text{eff}}(t) + \begin{pmatrix} u \\ v \end{pmatrix} x(t) \\ f_{\text{eff}}(t) &= \begin{pmatrix} u \\ v \end{pmatrix}^\top \exp \left\{ \begin{pmatrix} a-1 & b \\ c & d-1 \end{pmatrix} t \right\} \begin{pmatrix} u \\ v \end{pmatrix}. \end{aligned} \quad (5)$$

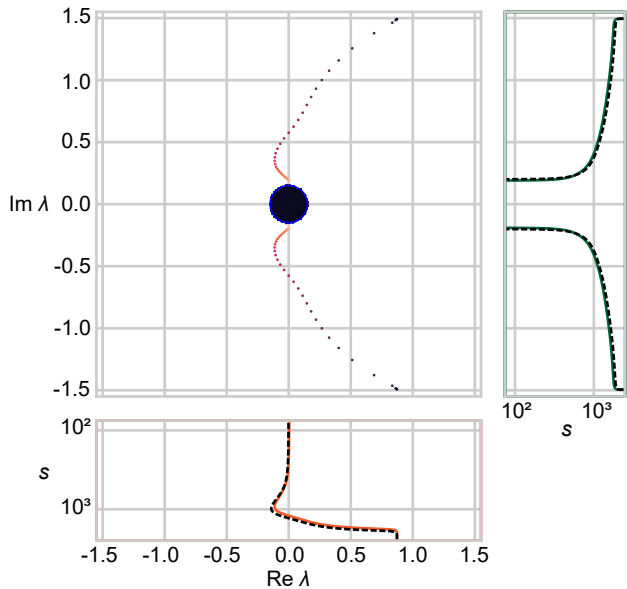


FIG. 3: **Training an RNN to mimic an oscillatory filter.** The dynamics of an RNN with $N = 250$ hidden units learning an oscillatory filter with parameters $(c_*, \omega_*) = (0.1, 1.0)$ can be approximated with the dynamics of a 2 neuron RNN.

Here, the effective model captures the essential dynamics of the full network by focusing on a two-dimensional subspace spanned by the modes responsible for the oscillatory behavior. The parameters a, b, c, d represent the effective recurrent weights, while u and v represent the read-in weights. The effective filter $f_{\text{eff}}(t)$ models how the network processes the input signal over time. Unlike the case of a leaky (non-oscillatory) integrator, the escape dynamics exhibit a non-trivial dependence on σ , rendering analysis of the early phase learning more challenging (see Figure S3). To circumvent this, we assume a *warm start* where the network is initialized with two outlier eigenvalues that are outside of the bulk.

The resulting effective loss depends non-trivially on the eigendecomposition of the two-dimensional effective weights. Specifically, the complex eigenvalues of the effective weight matrix (appearing in the exponential of the second line of (5)) determine the frequency and damping of the network’s oscillatory modes, which must align with the target ω_* and c_* . It is straightforward to simulate the learning dynamics of our effective model and compare it to empirical data. In Figure 3, we plot the loss dynamics and hidden weight eigenvalues of an empirical N neuron system and compare this to the dynamics of our effective two-dimensional system. Despite the simplicity of the effective model, it captures the key features of the learning dynamics observed in the full network. The N neuron system is prepared with two outlier eigenvalues outside of the bulk to avoid interference (see Appendix F for a detailed discussion). The dynamics of the N neuron system reveal that the bulk eigenvalues are effectively un-

changed, but the outliers follow a complicated dynamics as they approach their final values $\lambda_* = 1 - c_* \pm i\omega_*$. These outlier eigenvalues correspond to the emergent oscillatory mode that the network learns to match the target filter. The complicated dynamics of these eigenvalues is quantitatively reproduced by our effective model. The close agreement between the effective model and the full network underscores the power of reduced-dimensional analyses in understanding how RNNs learn to represent and process temporal information with complex structures. The network can also lazily learn to match the oscillatory filter much as it lazily learned to integrate; we illustrate this in Figure S2.

III. DISCUSSION

We have analyzed the dynamics of learning to integrate via gradient descent in a streamlined RNN model. By focusing on linear RNNs and specific target filters, we derived analytical expressions that precisely describe how network parameters evolve during training. These solutions reveal two distinct learning regimes: a rich regime where the read-in, read-out, and recurrent weights first align and then grow in scale to match the desired temporal dynamics, and a lazy regime in which timescales from the initial reservoir are mixed to mimic the target. The transition between these regimes is controlled by the scale of the initial weights, and by the timescale of integration which the RNN is trained to match.

Our analytical results illuminate the conditions governing RNN operation in rich versus lazy learning regimes, particularly how weight initialization scale and target memory timescale determines these dynamics. This understanding is crucial for designing networks that effectively learn long-timescale dependencies. Our work is, however, just a first step. We have focused on learning very low-dimensional integration tasks for uncorrelated inputs by minimizing the population loss; accounting for the effects of finite training data and temporal correlations in inputs signals will be required to understand how RNNs learn to solve richer dynamical problems. Even so, our results show that training a (linear) RNN to integrate white noise or learn a damped oscillatory filter leads to the spontaneous emergence of topological structures such as line attractors or stable oscillatory modes. From a dynamical systems perspective, this suggests that gradient-based learning sculpts the topology of dynamics on the network’s phase space, a principle that has been explored in nonlinear settings [23, 29, 32–35]. Our findings thus reinforce the idea that trained recurrent networks naturally develop low-dimensional attractor structures for memory and temporal processing, as observed in both artificial and biological systems [3, 23, 29, 32, 36]. Moreover, we have focused on learning with gradient flow starting from Gaussian initialization; dissecting how learning rules interact with structure in initial weights to determine what integration mechanisms are learned will be an important

goal for future work [25, 37, 38].

Our work builds upon a line of research by Ostojic, Barak, and colleagues on RNNs with low-rank structure in their recurrent weights [22, 24, 27, 39, 40]. In Schuessler *et al.* [22], those authors identified “aligned” and “oblique” regimes of operation in RNNs, defined by the alignment of the recurrent weight matrix with the read-out direction. They demonstrated that that lazy learning leads to “oblique” dynamics, while rich learning drives alignment. Those results build on their earlier work [24], where they analyzed gradient flow learning in linear RNNs for tasks that depend only on the long-time behavior, *i.e.*, on the fixed-point output $y(t \rightarrow \infty) = \frac{1}{N} \mathbf{v}^\top (\mathbf{I} - \frac{1}{\sqrt{N}} \mathbf{W})^{-1} \mathbf{u} x(t \rightarrow \infty)$. Our work complements this prior art by providing a setting where one can in fact derive a complete prediction for the learning trajectory for dynamical tasks, at the expense of the restriction to low-dimensional tasks and linear dynamics. Our results illuminate in detail how the aligned dynamics observed by Schuessler *et al.* [22] emerge through learning.

Looking forward, developing a detailed theoretical understanding of how RNNs learn to solve simple tasks is an important prerequisite to identifying the mechanisms underlying computation through neural dynamics [36]. In confronting theories for integration mechanisms with data [3, 41–43] and dissecting natural constraints on learning dynamics [44, 45], it is important to keep in mind inductive biases of simple RNNs as a baseline.

ACKNOWLEDGEMENTS

J.A.Z.-V. thanks M. Fee and I. Fiete for stimulating discussions regarding structured initializations. B.B. is supported by a Google PhD Fellowship. C.P. is supported by NSF grant DMS-2134157, NSF CAREER Award IIS-2239780, DARPA grant DIAL-FP-038, a Sloan Research Fellowship, and The William F. Milton Fund from Harvard University. This work has been made possible in part by a gift from the Chan Zuckerberg Initiative Foundation to establish the Kempner Institute for the Study of Natural and Artificial Intelligence. J.A.Z.-V. is supported by the Office of the Director of the National Institutes of Health under Award Number DP5OD037354. The content is solely the responsibility of the authors and does not necessarily represent the official views of the National Institutes of Health. JAZV is further supported by a Junior Fellowship from the Harvard Society of Fellows.

AUTHOR CONTRIBUTIONS

Conceptualization, B.B., J.C., and J.A.Z.-V., with input from C.P.; Methodology, B.B., J.C., and J.A.Z.-V., with input from C.P.; Investigation, B.B., J.C., and J.A.Z.-V.; Writing – Original Draft, B.B., J.C., and

J.A.Z.-V.; Writing – Review & Editing, B.B., J.C., C.P., and J.A.Z.-V.; Funding Acquisition, C.P. and J.A.Z.-V.

CODE AVAILABILITY

All code was implemented in Python using JAX [46], and is available on GitHub at: <https://github.com/Pehlevan-Group/rnn-learning-dynamics-theory>.

Supplemental Figures

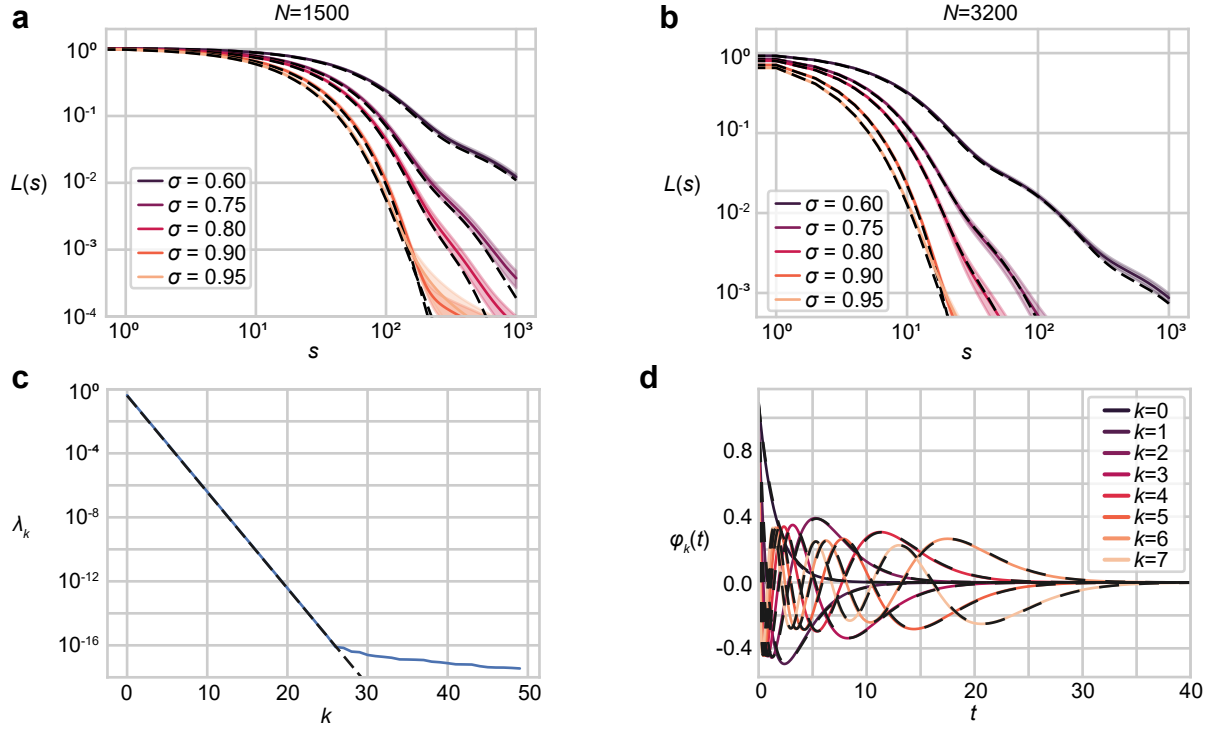


FIG. S1: **Additional figures on lazy integrator learning and kernel eigendecompositions.** **a.** Lazy training of networks of size $N = 1500$ with varying initialization variance σ^2 on a task with $c_\star = 0.5$. Compare to Figure 2c's $N = 4000$ networks. **b.** As in **a**, but for networks of size $N = 1500$. **c.** Eigenvalue spectrum of the DMFT autocorrelation $C(t, t')$ for $\sigma = 0.8$. Blue line shows result of numerical diagonalization of $C(t, t')$ sampled on a grid with temporal resolution $\Delta t = 0.1$ up to $t = 100$ using double-precision floating point arithmetic. Black dashed line shows the analytical result from Appendix D. Discrepancies emerge around the working precision $2^{-52} \sim 10^{-16}$. **d.** As in **c**, but showing the first eight eigenvectors $\phi_k(t)$. Black dashed lines show the eigenvectors obtained analytically in Appendix D.

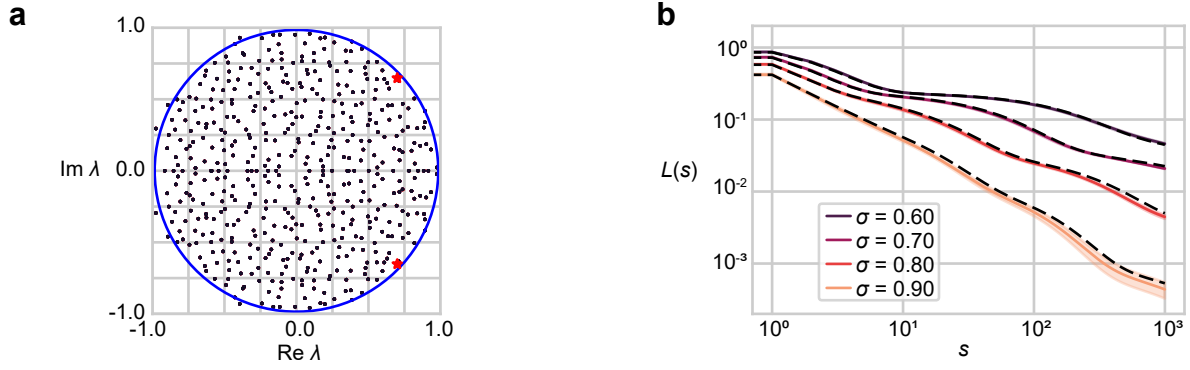


FIG. S2: **Lazy learning of an oscillator.** **a.** Eigenvalue spectrum of a network with $N = 250$ neurons. The eigenvalues are approximately static over the course of learning. **b.** The loss dynamics in the lazy learning regime for $N = 4000$ networks $(c_*, \omega_*) = (0.25, 0.5)$.

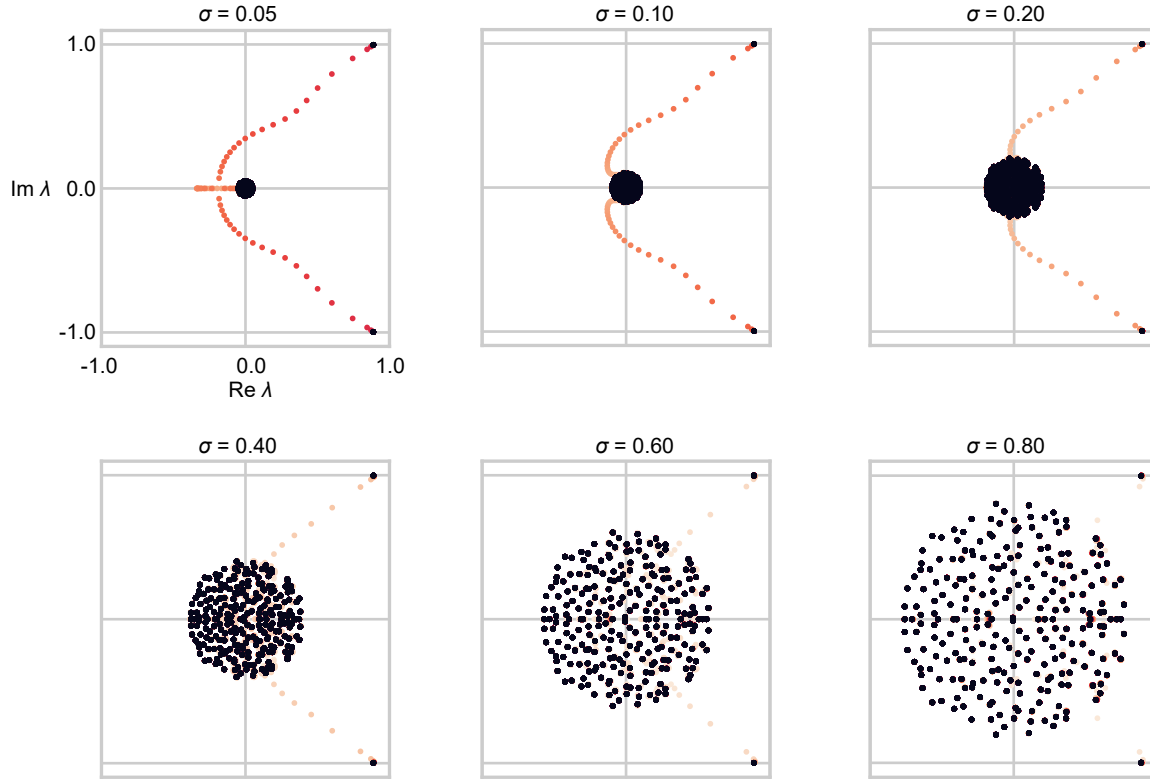


FIG. S3: **Learning an oscillator without a warm start.** The escape path for the pair of outliers is very dependent on precise initialization scale in the absence of an explicit warm start. Unlike the exponential decaying target filter (real target eigenvalue), capturing the geometry of the initial gradient flow dynamics at non-negligible σ would require computing complicated interactions from the bulk eigenvalues, which we leave for future work.

Appendix A: Dynamics of linear RNNs with random weights

We begin with the setup of our RNN model and an analysis of its dynamics at initialization. As stated in the main text, we consider linear RNNs with N neurons, with activity $\mathbf{h}(t)$ evolving according to the dynamics

$$\partial_t \mathbf{h}(t) = -\mathbf{h} + \frac{1}{\sqrt{N}} \mathbf{W} \mathbf{h}(t) + \mathbf{u} x(t), \quad y(t) = \frac{1}{\gamma \sqrt{N}} \mathbf{v}^\top \mathbf{h}(t). \quad (\text{A1})$$

Here, we introduce a scale factor γ which allows us to choose either neural tangent kernel (NTK) parameterization by setting $\gamma = \Theta(1)$, or mean-field parameterization by setting $\gamma = \gamma_0 \sqrt{N}$ [14, 15].

As noted in the main text, if we assume an initial condition $\mathbf{h}(0) = \mathbf{0}$, the solution

$$\mathbf{h}(t) = \int_0^t dt' e^{-(\mathbf{I} - \frac{1}{\sqrt{N}} \mathbf{W})t'} \mathbf{u} x(t-t') \quad (\text{A2})$$

leads to the input-output mapping

$$y(t) = \int_0^t dt f(t') x(t-t'), \quad (\text{A3})$$

where the filter is given by

$$f(t) = \frac{1}{\gamma \sqrt{N}} \mathbf{v}^\top e^{-(\mathbf{I} - \frac{1}{\sqrt{N}} \mathbf{W})t} \mathbf{u} = \frac{1}{\gamma \sqrt{N}} e^{-t \mathbf{v}^\top e^{\frac{1}{\sqrt{N}} \mathbf{W}} \mathbf{u}}. \quad (\text{A4})$$

Assuming \mathbf{W} is non-defective, this leads to the classic fact that perfect integration is achieved by choosing $\frac{1}{\sqrt{N}} \mathbf{W}$ to have a unique eigenvalue equal to 1, with all other eigenvalues having smaller real parts, and then choosing \mathbf{u} and \mathbf{v} to be equal to an appropriate rescaling of the corresponding eigenvector, such that $f(t) = 1$. This is of course the classic line attractor network as popularized by Seung [30].

Before training, we draw the initial values of the weights from isotropic Gaussian distributions:

$$W_{ij} \sim \mathcal{N}(0, \sigma^2), \quad (\text{A5})$$

$$u_i \sim \mathcal{N}(0, \sigma^2), \quad (\text{A6})$$

$$v_i \sim \mathcal{N}(0, \sigma^2). \quad (\text{A7})$$

With this initialization, \mathbf{W} is diagonalizable with probability 1, and the distribution of eigenvalues of $\frac{1}{\sqrt{N}} \mathbf{W}$ tends at large N to the circular law, *i.e.*, they are distributed uniformly within the disk of radius σ in the complex plane [47].

In the limit $N \rightarrow \infty$, one can analyze the RNN dynamics using a standard dynamical mean-field theory (DMFT) approach, following Sompolinsky *et al.* [28]. In this approach, the effect of the random matrix $\frac{1}{\sqrt{N}} \mathbf{W}$ on the dynamics can be interpreted as generating an colored noise in the dynamics for $\mathbf{h}(t)$:

$$(1 + \partial_t) h_i(t) = \xi_i(t) + u_i x(t) \quad (\text{A8})$$

The mean and variance of the Gaussian noise $\xi_i(t)$ are

$$\langle \xi_i(t) \rangle = 0, \quad \langle \xi_i(t) \xi_j(t') \rangle = \delta_{ij} \sigma^2 C(t, t') \quad (\text{A9})$$

where $C(t, t')$ is the autocorrelation function

$$C(t, t') = \frac{1}{N} \sum_{i=1}^N \langle h_i(t) h_i(t') \rangle. \quad (\text{A10})$$

In the $N \rightarrow \infty$ limit with random initialization of \mathbf{W} , \mathbf{u} , \mathbf{v} , then all neurons are completely independent and decoupled and the autocorrelation $C(t, t')$ converges to a deterministic (initialization-independent) function. This function satisfies the differential equation

$$(1 + \partial_t)(1 + \partial_{t'}) C(t, t') = \sigma^2 C(t, t') \quad (\text{A11})$$

for $t, t' \geq 0$, with initial condition $C(0, 0) = \sigma^2$ [28].

This equation can be solved explicitly in terms of the modified Bessel function of the first kind $I_0(\cdot)$, yielding

$$C(t, t') = \sigma^2 e^{-t-t'} I_0(2\sqrt{\sigma^2 t t'}). \quad (\text{A12})$$

This solution is easy to verify using identities for I_0 . As $I_0(0) = 1$, the initial condition is clearly satisfied. Now, for any $t, t' > 0$, we observe that

$$\partial_{t'} C(t, t') = -C(t, t') + \sigma^2 e^{-t-t'} \partial_{t'} I_0(2\sqrt{\sigma^2 t t'}) \quad (\text{A13})$$

$$= -C(t, t') + \sigma^2 e^{-t-t'} I_1(2\sqrt{\sigma^2 t t'}) \sqrt{\frac{t\sigma^2}{t'}} \quad (\text{A14})$$

so

$$(1 + \partial_t)(1 + \partial_{t'})C(t, t') = \sigma^2 e^{-t-t'} \partial_t \left(I_1(2\sqrt{\sigma^2 t t'}) \sqrt{\frac{t\sigma^2}{t'}} \right) \quad (\text{A15})$$

$$= \sigma^2 e^{-t-t'} \frac{1}{2} \left[I_0(2\sqrt{\sigma^2 t t'}) + I_2(2\sqrt{\sigma^2 t t'}) + I_1(2\sqrt{\sigma^2 t t'}) \sqrt{\frac{1}{\sigma^2 t t'}} \right] \sigma^2. \quad (\text{A16})$$

But, using the identity

$$\frac{2\nu}{x} I_\nu(x) = I_{\nu-1}(x) - I_{\nu+1}(x), \quad (\text{A17})$$

we can simplify this to

$$(1 + \partial_t)(1 + \partial_{t'})C(t, t') = \sigma^4 e^{-t-t'} I_0(2\sqrt{\sigma^2 t t'}) = \sigma^2 C(t, t'), \quad (\text{A18})$$

which proves the claim.

Appendix B: Backpropagation through time in linear RNNs

We now want to train the parameters of our linear RNN such that the readout $y(t)$ matches a target signal $y_\star(t)$ generated by filtering the input sequence $x(t)$ with a desired filter $f_\star(t)$:

$$y_\star(t) = \int_0^t dt' f(t') x(t-t'). \quad (\text{B1})$$

We do so by minimization of the population mean-squared error

$$L = \mathbb{E}_x \int_0^\infty dt [y(t) - y_\star(t)]^2 = \int_0^\infty dt [f(t) - f_\star(t)]^2, \quad (\text{B2})$$

assuming that $x(t)$ is white Gaussian noise with covariance $\mathbb{E}_x[x(t)x(t')] = \delta(t-t')$. Here, we assume that all eigenvalues of $\frac{1}{\sqrt{N}}\mathbf{W}$ have real part strictly less than one, and that $f_\star(t)$ is square-integrable, so that all integrals converge. It would of course be interesting to consider learning from a finite number of samples, but as a prerequisite to considering those effects we focus on the population loss in this work.

We update all parameters using gradient flow with continuous training “time” s (s for training *steps*, not to be confused with RNN dynamical time t). We will subscript the training time, and often suppress it. Thus, \mathbf{W}_s refers to the value of the recurrent weights at training time s , and $\mathbf{u}_s(t)$ refers to the solution to the adjoint dynamics at time t for the value of the parameters at training time s . The gradient flow dynamics are

$$\begin{aligned} \frac{d}{ds} \mathbf{W}_s &= -\eta \mathbf{W} \nabla_{\mathbf{W}} L = -\eta \mathbf{W} \int_0^\infty dt [f(t) - f_\star(t)] \nabla_{\mathbf{W}} f(t), \\ \frac{d}{ds} \mathbf{u}_s &= -\eta \mathbf{u} \nabla_{\mathbf{u}} L = -\eta \mathbf{u} \nabla_{\mathbf{u}} \int_0^\infty dt [f(t) - f_\star(t)] \nabla_{\mathbf{u}} f(t), \\ \frac{d}{ds} \mathbf{v}_s &= -\eta \mathbf{v} \nabla_{\mathbf{v}} L = -\eta \mathbf{v} \nabla_{\mathbf{v}} \int_0^\infty dt [f(t) - f_\star(t)] \nabla_{\mathbf{v}} f(t), \end{aligned} \quad (\text{B3})$$

where we allow for parameter-specific learning rates $\eta_{\mathbf{W}}$, $\eta_{\mathbf{u}}$, and $\eta_{\mathbf{v}}$.

We can trivially compute

$$\nabla_{\mathbf{u}} f(t) = \nabla_{\mathbf{u}} \left[\frac{1}{\gamma\sqrt{N}} e^{-t\mathbf{v}^\top} e^{\frac{1}{\sqrt{N}}\mathbf{W}t} \mathbf{u} \right] = \frac{1}{\gamma\sqrt{N}} e^{-t} e^{\frac{1}{\sqrt{N}}\mathbf{W}^\top t} \mathbf{v} \quad (\text{B4})$$

and

$$\nabla_{\mathbf{v}} f(t) = \nabla_{\mathbf{v}} \left[\frac{1}{\gamma\sqrt{N}} e^{-t\mathbf{v}^\top} e^{\frac{1}{\sqrt{N}}\mathbf{W}t} \mathbf{u} \right] = \frac{1}{\gamma\sqrt{N}} e^{-t} e^{\frac{1}{\sqrt{N}}\mathbf{W}t} \mathbf{u}. \quad (\text{B5})$$

To compute the gradient with respect to \mathbf{W} , we use the formula

$$\frac{\partial e^{\frac{1}{\sqrt{N}}\mathbf{W}t}}{\partial W_{ij}} = \frac{1}{\sqrt{N}} \int_0^t dt' e^{\frac{1}{\sqrt{N}}\mathbf{W}t'} \mathbf{e}_i \mathbf{e}_j^\top e^{\frac{1}{\sqrt{N}}\mathbf{W}(t-t')}, \quad (\text{B6})$$

whence

$$\frac{\partial f(t)}{\partial W_{ij}} = \frac{1}{\gamma N} \int_0^t dt' [e^{\frac{1}{\sqrt{N}}\mathbf{W}^\top t'} \mathbf{v}]_i [e^{\frac{1}{\sqrt{N}}\mathbf{W}(t-t')} \mathbf{u}]_j \quad (\text{B7})$$

These formulas have a natural interpretation in terms of adjoint dynamics. If we define dynamical variables

$$\mathbf{v}_s(t) = e^{-t} e^{\frac{1}{\sqrt{N}}\mathbf{W}_s^\top t} \mathbf{v}_s \quad (\text{B8})$$

$$\mathbf{u}_s(t) = e^{-t} e^{\frac{1}{\sqrt{N}}\mathbf{W}_s t} \mathbf{u}_s, \quad (\text{B9})$$

such that $\mathbf{v}_s(t)$ solves

$$\frac{d}{dt} \mathbf{v}_s(t) = -\mathbf{v}_s + \frac{1}{\sqrt{N}} \mathbf{W}_s^\top \mathbf{v}_s, \quad \mathbf{v}_s(0) = \mathbf{v}_s \quad (\text{B10})$$

and $\mathbf{u}(t)$ solves

$$\frac{d}{dt} \mathbf{u}_s(t) = -\mathbf{u}_s(t) + \frac{1}{\sqrt{N}} \mathbf{W}_s \mathbf{u}_s(t), \quad \mathbf{u}(0)_s = \mathbf{u}_s, \quad (\text{B11})$$

then we have the compact expressions

$$\nabla_{\mathbf{u}_s} f_s(t) = \frac{1}{\gamma\sqrt{N}} \mathbf{v}_s(t) \quad (\text{B12})$$

$$\nabla_{\mathbf{v}_s} f_s(t) = \frac{1}{\gamma\sqrt{N}} \mathbf{u}_s(t) \quad (\text{B13})$$

$$\nabla_{\mathbf{W}_s} f_s(t) = \frac{1}{\gamma N} \int_0^t dt' \mathbf{v}_s(t') \mathbf{u}_s(t-t')^\top \quad (\text{B14})$$

This leads to the dynamics

$$\begin{aligned} \frac{d}{ds} \mathbf{W}_s &= -\frac{\eta_{\mathbf{W}}}{\gamma N} \int_0^\infty dt [f_s(t) - f_\star(t)] \int_0^t dt' \mathbf{v}_s(t') \mathbf{u}_s(t-t')^\top \\ \frac{d}{ds} \mathbf{u}_s &= -\frac{\eta_{\mathbf{u}}}{\gamma\sqrt{N}} \int_0^\infty dt [f_s(t) - f_\star(t)] \mathbf{v}_s(t) \\ \frac{d}{ds} \mathbf{v}_s &= -\frac{\eta_{\mathbf{v}}}{\gamma\sqrt{N}} \int_0^\infty dt [f_s(t) - f_\star(t)] \mathbf{u}_s(t). \end{aligned} \quad (\text{B15})$$

Appendix C: Lazy learning

How does filter $f(t)$ change through learning? Applying the chain rule and using the definition of the updates, we have

$$\frac{df(t)}{ds} = \sum_{i=1}^N \frac{\partial f(t)}{\partial u_i} \frac{du_i}{ds} + \sum_{j=1}^N \frac{\partial f(t)}{\partial v_j} \frac{dv_j}{ds} + \sum_{i,j=1}^N \frac{\partial f(t)}{\partial W_{ij}} \frac{dW_{ij}}{ds} \quad (C1)$$

$$= - \int_0^\infty dt' [f(t') - f_\star(t')] K(t, t'), \quad (C2)$$

where we have defined the tangent kernel

$$K(t_1, t_2) = \eta_{\mathbf{u}} \sum_{i=1}^N \frac{\partial f(t_1)}{\partial u_i} \frac{\partial f(t_2)}{\partial u_i} + \eta_{\mathbf{v}} \sum_{j=1}^N \frac{\partial f(t_1)}{\partial v_j} \frac{\partial f(t_2)}{\partial v_j} + \eta_{\mathbf{W}} \sum_{i,j=1}^N \frac{\partial f(t_1)}{\partial W_{ij}} \frac{\partial f(t_2)}{\partial W_{ij}} \quad (C3)$$

$$= \frac{\eta_{\mathbf{u}}}{\gamma^2} \frac{1}{N} \mathbf{v}(t_1)^\top \mathbf{v}(t_2) + \frac{\eta_{\mathbf{v}}}{\gamma^2} \frac{1}{N} \mathbf{u}(t_1)^\top \mathbf{u}(t_2) + \frac{\eta_{\mathbf{W}}}{\gamma^2} \int_0^{t_1} dt_3 \int_0^{t_2} dt_4 \left[\frac{1}{N} \mathbf{v}(t_3)^\top \mathbf{v}(t_4) \right] \left[\frac{1}{N} \mathbf{u}(t_1 - t_3)^\top \mathbf{u}(t_2 - t_4) \right]. \quad (C4)$$

When one takes $N \rightarrow \infty$ with $\gamma, \eta_{\mathbf{u}}, \eta_{\mathbf{v}}, \eta_{\mathbf{W}} = \Theta(1)$, the kernel K concentrates with respect to the random initialization of the weights, and remains constant through training [14, 15, 21].

By comparing the adjoint dynamics to the forward dynamics of the linear RNN, one sees that at initialization one has the large- N limits

$$\frac{1}{N} \mathbf{v}(t_1)^\top \mathbf{v}(t_2) \rightarrow \sigma^2 C(t_1, t_2) \quad \text{and} \quad \frac{1}{N} \mathbf{u}(t_1)^\top \mathbf{u}(t_2) \rightarrow \sigma^2 C(t_1, t_2), \quad (C5)$$

where $C(t_1, t_2)$ is the DMFT autocorrelation function introduced in Appendix A. Thus, if one in particular sets $\gamma = \eta_{\mathbf{u}} = \eta_{\mathbf{v}} = \eta_{\mathbf{W}} = 1$, the kernel is given by

$$K(t_1, t_2) = 2\sigma^2 C(t_1, t_2) + \sigma^4 \int_0^{t_1} dt_3 \int_0^{t_2} dt_4 C(t_3, t_4) C(t_1 - t_3, t_2 - t_4). \quad (C6)$$

Then, the dynamics of the filter over training becomes a linear infinite-dimensional ODE, which is easily solved formally, and likewise easily solved numerically upon discretizing RNN time t .

Appendix D: Mercer decomposition of the DMFT two-point function

Equipped with the solution for the DMFT two-point function,

$$C(t, t') = \sigma^2 e^{-t-t'} I_0(2\sqrt{\sigma^2 t t'}), \quad (D1)$$

we now work out its Mercer eigendecomposition, viewed as the kernel of an integral operator T_C acting on functions on $[0, \infty)$:

$$[T_C f](t) = \int_0^\infty dt' C(t, t') f(t'). \quad (D2)$$

This eigendecomposition gives us insight into the expressivity of a large linear RNN used as a reservoir computer, *i.e.*, trained to perform a task by only learning the readout while fixing the recurrent weights [21, 48]. In particular, it allows us to characterize what functions are learnable via reservoir computing with this kernel: given the Mercer decomposition

$$C(t, t') = \sum_{n=0}^{\infty} \lambda_n \phi_n(t) \phi_n(t') \quad (D3)$$

with orthonormal eigenvectors $\int_0^\infty dt \phi_n(t) \phi_m(t) = \delta_{nm}$ spanning L_2 , the learnable functions are those with finite norm in the reproducing kernel Hilbert space (RKHS) generated by C , *i.e.*, those with

$$\|f\|_C^2 = \sum_{n=0}^{\infty} \frac{1}{\lambda_n} \left(\int_0^\infty dt \phi_n(t) f(t) \right)^2 < \infty. \quad (\text{D4})$$

We will show in §D 2 that an exponential decay $e^{-c_\star t}$ has finite RKHS norm iff $1 - \sigma \leq c_\star \leq 1 + \sigma$, *i.e.*, if the target timescale lies within the reservoir of timescales generated by the initial weights.

As we discuss in §D 3, this analysis regrettably does not extend easily to the NTK. There we show that the NTK $K(t, t')$ is tridiagonal in the basis of eigenvectors of $C(t, t')$, and is not of a form for which we are aware of a straightforward analytical diagonalization.

Before launching into the analysis, we observe that the trace of C is [49]

$$\int_0^\infty C(t, t) dt = \sigma^2 \int_0^\infty e^{-2t} I_0(2\sigma t) dt \quad (\text{D5})$$

$$= \frac{\sigma^2}{2\sqrt{1 - \sigma^2}} \quad (\text{D6})$$

if $0 < \sigma < 1$; the kernel is otherwise not trace class because

$$I_0(z) \sim \frac{e^z}{\sqrt{2\pi z}} \quad (\text{D7})$$

as $z \rightarrow \infty$, which leads to a divergence. This matches the expected threshold for stability of the linear ODE based on the spectral radius of \mathbf{W} .

1. Derivation of the Mercer decomposition using the Hardy-Hille formula

Fortuitously, the Mercer decomposition of $C(t, t')$ follows immediately from the Hardy-Hille formula for the Laguerre polynomials [50]:

$$\sum_{n=0}^{\infty} L_n(x) L_n(y) q^n = \frac{1}{1-q} e^{-(x+y)q/(1-q)} I_0 \left(\frac{2\sqrt{xyq}}{1-q} \right). \quad (\text{D8})$$

To obtain from this the Mercer decomposition of C , we put

$$x = 2ct, \quad y = 2ct' \quad (\text{D9})$$

for an as-yet undetermined scale factor $c > 0$, and let

$$\phi_n(t) = \sqrt{2c} e^{-ct} L_n(2ct). \quad (\text{D10})$$

The system of functions $\phi_n(t)$ are orthonormal with respect to Lebesgue measure:

$$\int_0^\infty dt \phi_n(t) \phi_m(t) = \delta_{nm}, \quad (\text{D11})$$

and form a complete basis for $L^2([0, \infty))$. In terms of $\phi_n(t)$, we can write the Hardy-Hille formula as

$$\frac{1-q}{2c} \sigma^2 \sum_{n=0}^{\infty} \phi_n(t) \phi_n(t') q^n = \sigma^2 e^{-(t+t')2c(q/(1-q)+1/2)} I_0 \left(\frac{4c\sqrt{qt t'}}{1-q} \right). \quad (\text{D12})$$

To match the desired expression for $C(t, t')$, we must have

$$2c \left(\frac{q}{1-q} + \frac{1}{2} \right) = 1 \quad (\text{D13})$$

and

$$2c \frac{\sqrt{q}}{1-q} = \sigma \quad (\text{D14})$$

which we can solve for

$$q = \frac{1-c}{1+c} = \frac{2-\sigma^2-2\sqrt{1-\sigma^2}}{\sigma^2} \quad (\text{D15})$$

and

$$c = \sqrt{1-\sigma^2}. \quad (\text{D16})$$

Therefore, we have a Mercer decomposition

$$C(t, t') = \sigma^2 e^{-(t+t')} I_0(2\sigma\sqrt{tt'}) = \sum_{n=0}^{\infty} \lambda_n \phi_n(t) \phi_n(t') \quad (\text{D17})$$

with eigenvectors

$$\phi_n(t) = \sqrt{2c} e^{-ct} L_n(2ct) = \sqrt{2\sqrt{1-\sigma^2}} e^{-\sqrt{1-\sigma^2}t} L_n(2\sqrt{1-\sigma^2}t) \quad (\text{D18})$$

satisfying

$$\int_0^{\infty} \phi_n(t) \phi_m(t) dt = \delta_{nm} \quad (\text{D19})$$

and corresponding eigenvalues

$$\lambda_n = (1-c)q^n = (1-\sqrt{1-\sigma^2}) \left(\frac{2-\sigma^2-2\sqrt{1-\sigma^2}}{\sigma^2} \right)^n \quad (\text{D20})$$

As a sanity check, we observe that

$$\sum_{n=0}^{\infty} \lambda_n = \frac{\sigma^2}{2c} = \frac{\sigma^2}{2\sqrt{1-\sigma^2}}, \quad (\text{D21})$$

as we found from direct computation of the integral, where the series is summable for $0 < \sigma < 1$.

In Figure S1c-d, we compare this analytical result to numerical diagonalization of $C(t, t')$ sampled on a discrete grid. We see excellent agreement of the first few eigenvectors and eigenvalues, but discrepancies emerge beyond the first 25 or so eigenvalues as their exponential decay means they quickly fall below the working precision of double-precision floating point arithmetic.

2. Expansion of an exponential decay in the NNGP eigenbasis

Let us now expand an exponential with a general time constant

$$e^{-c_* t} \quad (\text{D22})$$

in this basis. We do so starting from the generating function for the Laguerre polynomials [49],

$$\sum_{n=0}^{\infty} q^n L_n(x) = \frac{1}{1-r} e^{-rx/(1-r)} \quad (\text{D23})$$

for $0 \leq r < 1$. Putting $x = 2ct$ and multiplying by $\sqrt{2c}e^{-ct}$, we have

$$\sum_{n=0}^{\infty} r^n \phi_n(t) = \frac{1}{1-r} \sqrt{2c} e^{-2c(1/2+r/(1-r))t}. \quad (\text{D24})$$

We therefore see that we must have

$$2c \left(\frac{1}{2} + \frac{r}{1-r} \right) = c_\star \quad (\text{D25})$$

which we can solve to obtain

$$r = \frac{c_\star - c}{c_\star + c} \quad (\text{D26})$$

Re-arranging, we can see that

$$e^{-c_\star t} = \frac{1-r}{\sqrt{2c}} \sum_{n=0}^{\infty} r^n \phi_n(t). \quad (\text{D27})$$

As a sanity check, noting that we always have $r^2 < 1$, computing the L_2 norm from this expansion gives

$$\frac{(1-r)^2}{2c} \sum_{n=0}^{\infty} r^{2n} = \frac{(1-r)^2}{2c} \frac{1}{1-r^2} = \frac{1}{2c_\star} \quad (\text{D28})$$

as expected. Now we consider the RKHS norm

$$\|e^{-c_\star t}\|_C^2 = \frac{(1-r)^2}{2c} \sum_{n=0}^{\infty} \frac{1}{\lambda_n} r^{2n} = \frac{(1-r)^2}{1-q} \frac{1}{\sigma^2} \sum_{n=0}^{\infty} \left(\frac{r^2}{q} \right)^n. \quad (\text{D29})$$

Therefore, for the RKHS norm to be finite, we must have

$$1 > \frac{r^2}{q} = \left(\frac{c_\star - c}{c_\star + c} \right)^2 \frac{1+c}{1-c}. \quad (\text{D30})$$

This ratio is a non-monotonic function of c_\star for each c : as c_\star increases from zero, it decreases towards a minimum at $c_\star = c$, before increasing again. It is less than unity for

$$1 - \sqrt{1-c^2} \leq c_\star \leq 1 + \sqrt{1-c^2} \quad (\text{D31})$$

which, as $c = \sqrt{1-\sigma^2}$, translates to

$$1 - \sigma \leq c_\star \leq 1 + \sigma. \quad (\text{D32})$$

This corresponds precisely to the spectral edges of the initial dynamics matrix. In other words, an exponential decay is in-RKHS—and therefore lazily learnable—iff its decay timescale lies within the spectrum of timescales of the reservoir.

3. Can we extend this to the NTK?

We now want to consider the NTK

$$K(t_1, t_2) = 2\sigma^2 C(t_1, t_2) + \sigma^4 \int_0^{t_1} dt_3 \int_0^{t_2} dt_4 C(t_3, t_4) C(t_1 - t_3, t_2 - t_4). \quad (\text{D33})$$

The main piece of interest is the convolution

$$C^{*2}(t_1, t_2) = \int_0^{t_1} dt_3 \int_0^{t_2} dt_4 C(t_3, t_4) C(t_1 - t_3, t_2 - t_4). \quad (\text{D34})$$

Substituting in

$$C(t, t') = \sum_{n=0}^{\infty} \lambda_n \phi_n(t) \phi_n(t'), \quad (\text{D35})$$

we have

$$C^{*2}(t_1, t_2) = \sum_{n,m=0}^{\infty} \lambda_m \lambda_n \int_0^{t_1} dt_3 \phi_n(t_3) \phi_m(t_1 - t_3) \int_0^{t_2} dt_4 \phi_n(t_4) \phi_m(t_2 - t_4). \quad (\text{D36})$$

Using the fact that

$$\phi_n(t) = \sqrt{2c} e^{-ct} L_n(2ct), \quad (\text{D37})$$

we have

$$\int_0^{t_1} dt_3 \phi_n(t_3) \phi_m(t_1 - t_3) = 2c \int_0^{t_1} dt_3 e^{-ct_3 - c(t_1 - t_3)} L_n(2ct_3) L_m(2c(t_1 - t_3)) \quad (\text{D38})$$

$$= e^{-x/2} \int_0^x dy L_n(y) L_m(x - y), \quad (\text{D39})$$

where we let $x = 2ct_1$ and $y = 2ct_3$. Using the identity

$$\int_0^x dy L_n(y) L_m(x - y) = L_{n+m}(x) - L_{n+m+1}(x) \quad (\text{D40})$$

from DLMF 18.17.2 [49], we thus find that

$$\int_0^{t_1} dt_3 \phi_n(t_3) \phi_m(t_1 - t_3) = e^{-x/2} L_{n+m}(x) - e^{-x/2} L_{n+m+1}(x) \quad (\text{D41})$$

$$= (2c)^{-1/2} [\phi_{n+m}(t_1) - \phi_{n+m+1}(t_1)]. \quad (\text{D42})$$

Therefore, we have

$$C^{*2}(t_1, t_2) = \frac{1}{2c} \sum_{n,m=0}^{\infty} \lambda_m \lambda_n [\phi_{n+m}(t_1) - \phi_{n+m+1}(t_1)] [\phi_{n+m}(t_2) - \phi_{n+m+1}(t_2)]. \quad (\text{D43})$$

It follows that the matrix elements of this convolution in the basis of eigenvectors of C are

$$[C^{*2}]_{nm} = \frac{1}{2c} \sum_{k,l=0}^{\infty} \lambda_k \lambda_l [\delta_{k+l,n} - \delta_{k+l+1,n}] [\delta_{k+l,m} - \delta_{k+l+1,m}]. \quad (\text{D44})$$

Substituting in $\lambda_k = (1-c)q^k$, and evaluating the sums, we have

$$[C^{*2}]_{nm} = \frac{(1-c)^2}{2c} \left([nq^{n-1} + (n+1)q^n] \delta_{n,m} - (m+1)q^m \delta_{n,m+1} - (n+1)q^n \delta_{m,n+1} \right). \quad (\text{D45})$$

Thus, the NTK is tridiagonal in the basis of eigenvectors of the DMFT autocorrelation, with matrix elements

$$[K]_{nm} = 2\sigma^2 \lambda_n \delta_{n,m} + \sigma^4 [C^{*2}]_{nm} \quad (\text{D46})$$

$$= \left(2\sigma^2(1-c)q^n + \frac{(1-c)^2}{2c} \sigma^4 [nq^{n-1} + (n+1)q^n] \right) \delta_{n,m} - \frac{(1-c)^2}{2c} \sigma^4 \left((m+1)q^m \delta_{n,m+1} + (n+1)q^n \delta_{m,n+1} \right). \quad (\text{D47})$$

We have as yet not succeed in analytically determining the eigenvalues and eigenvectors of this infinite tridiagonal matrix.

Appendix E: Rich learning of a leaky integrator

We now consider a regime in which the initial weights are small ($\sigma \ll 1$). In this regime, we can approximate the learning dynamics by a two-phase solution, similar to Atanasov *et al.* [18]'s study of feedforward linear networks. For now, we consider a simple exponentially-decaying target filter

$$f_*(t) = e^{-c_* t}. \quad (\text{E1})$$

1. Early alignment dynamics

Early in training, all parameters remain of order σ and the dynamics can be approximately linearized

$$\begin{aligned}\frac{d}{ds}\mathbf{W}_s &\approx \eta_{\mathbf{W}} \int_0^\infty dt f_\star(t) \int_0^t dt' \mathbf{v}_s(t') \mathbf{u}_s(t-t')^\top \\ \frac{d}{ds}\mathbf{u}_s &\approx \eta_{\mathbf{u}} \int_0^\infty dt f_\star(t) \mathbf{v}_s(t) \\ \frac{d}{ds}\mathbf{v}_s &\approx \eta_{\mathbf{v}} \int_0^\infty dt f_\star(t) \mathbf{u}_s(t).\end{aligned}\tag{E2}$$

Using the fact that $\mathbf{W}(s)$ is small for small s , we approximate the adjoint dynamics as $\mathbf{v}_s(t) = e^{-t}\mathbf{v}_s$ and $\mathbf{u}_s(t) = e^{-t}\mathbf{u}_s$.

$$\frac{d}{ds}\mathbf{u}_s = \frac{1}{1+c_\star}\mathbf{v}_s, \quad \frac{d}{dt}\mathbf{v}_s = \frac{1}{1+c_\star}\mathbf{u}_s, \quad \frac{d}{ds}\mathbf{W}_s \approx \frac{1}{(1+c_\star)^2}\mathbf{v}_s\mathbf{u}_s^\top\tag{E3}$$

Letting $a = \frac{1}{1+c_\star}$ represent the initial rate, we have

$$\mathbf{u}_s \sim \frac{1}{2}e^{as}(\mathbf{u}_0 + \mathbf{v}_0) + \frac{1}{2}e^{-as}(\mathbf{u}_0 - \mathbf{v}_0)\tag{E4}$$

$$\mathbf{v}_s \sim \frac{1}{2}e^{as}(\mathbf{u}_0 + \mathbf{v}_0) - \frac{1}{2}e^{-as}(\mathbf{u}_0 - \mathbf{v}_0)\tag{E5}$$

We see that \mathbf{u}_s and \mathbf{v}_s are quickly aligning to the average of their initial directions. Letting $\hat{\mathbf{u}}_+ = \frac{1}{2}(\mathbf{u}_0 + \mathbf{v}_0)$ represent the average initial condition between read-in and read-out, the early dynamics of \mathbf{W}_s are approximately

$$\mathbf{W}_s \approx \mathbf{W}_0 + \frac{a}{2}(e^{2as} - 1)\mathbf{u}_+\mathbf{u}_+^\top\tag{E6}$$

This leads to escape of the outlier eigenvalue from the bulk at a timescale

$$s_{\text{escape}} \approx \frac{1}{2a} \ln \left(1 + \frac{2}{a\sigma} \right).\tag{E7}$$

2. Effective dynamics after alignment

Once the outlier has escaped from the bulk and the weights have aligned, the dynamics for the vectors \mathbf{u}, \mathbf{v} and matrix \mathbf{W} can each be described by a single scalar quantity. Let $\hat{\mathbf{u}}_+$ represent a unit vector in the direction \mathbf{u}_+ , then

$$\frac{1}{\sqrt{N}}\mathbf{u}(s) \approx u(s)\hat{\mathbf{u}}_+, \quad \frac{1}{\sqrt{N}}\mathbf{v}(s) \approx v(s)\hat{\mathbf{u}}_+, \quad \frac{1}{\sqrt{N}}\mathbf{W}(s) \approx [1 - c(s)]\hat{\mathbf{u}}_+\hat{\mathbf{u}}_+^\top\tag{E8}$$

after alignment. We can now attempt to close the dynamics on $u(s), v(s), c(s)$ from the initial condition $u(0) = v(0) \approx \sigma$ and $c(0) \approx 1 - \sigma$. To do so, we note that the filter for the aligned RNN at step s has the form

$$f(t, s) = \frac{1}{N\gamma_0}\mathbf{v}(s)^\top \exp \left(\left[-\mathbf{I} + \frac{1}{\sqrt{N}}\mathbf{W}(s) \right] t \right) \mathbf{u}(s) = \frac{1}{\gamma_0}u(s)v(s)e^{-c(s)t}\tag{E9}$$

Therefore, the effective loss for this aligned model can be expressed as

$$L(s) = \int_0^\infty dt [f(t, s) - f_\star(t)]^2 = \frac{u(s)^2 v(s)^2}{2c(s)\gamma_0^2} - \frac{2u(s)v(s)}{(c(s) + c_\star)\gamma_0} + \frac{1}{2c_\star}\tag{E10}$$

As the dynamics for $\mathbf{u}(s), \mathbf{v}(s), \mathbf{W}(s)$ are confined to the $\hat{\mathbf{u}}_+$ direction, we can compute the gradients projected along these directions. The gradient flow dynamics with learning rate η gives

$$\begin{aligned}\frac{d}{ds}\mathbf{u}(s) &= -\eta \frac{\partial L(s)}{\partial \mathbf{u}(s)} = \frac{2\eta}{N\gamma_0} \int_0^\infty ds [f_\star(t) - f(t, s)] \exp \left(\left[-\mathbf{I} + \frac{1}{\sqrt{N}}\mathbf{W}(s) \right] t \right) \mathbf{v}(s) \\ &= \frac{2\eta}{\sqrt{N}\gamma_0} \int_0^\infty [f_\star(t) - f(t, s)] v(s) e^{-c(s)t} = \frac{2\eta}{\sqrt{N}\gamma_0} \left[\frac{v(s)}{c(s) + c_\star} - \frac{v(s)^2 u(s)}{2c(s)} \right] \hat{\mathbf{u}}_+\end{aligned}\tag{E11}$$

This equation implies a flow for the scalar $u(s)$ of the form

$$\frac{d}{ds}u(s) = \frac{1}{\sqrt{N}} \frac{d}{ds} \mathbf{u}(s) \cdot \hat{\mathbf{u}}_+ = \frac{\eta}{N\gamma_0} \left[\frac{2v(s)}{c(s) + c_\star} - \frac{v(s)^2 u(s)}{\gamma_0 c(s)} \right] \quad (\text{E12})$$

Repeating this procedure for $\mathbf{v}(s)$ and $\mathbf{W}(s)$ we find the reduced flows

$$\begin{aligned} \frac{d}{ds}v(s) &= \frac{1}{\sqrt{N}} \frac{d}{ds} \mathbf{v}(s) \cdot \hat{\mathbf{u}}_+ = \frac{\eta}{N\gamma_0} \left[\frac{2u(s)}{c(s) + c_\star} - \frac{u(s)^2 v(s)}{\gamma_0 c(s)} \right] \\ \frac{d}{ds}c(s) &= -\frac{1}{\sqrt{N}} \hat{\mathbf{u}}_+^\top \left[\frac{d}{ds} \mathbf{W}(s) \right] \cdot \hat{\mathbf{u}}_+ = \frac{\eta}{N\gamma_0} \left[\frac{u(s)^2 v(s)^2}{2\gamma_0 c(s)^2} - \frac{2u(s)v(s)}{c(s) + c_\star} \right] \end{aligned} \quad (\text{E13})$$

To achieve consistent dynamics across model sizes N , we adopt the mean field scaling [15]

$$\eta = \gamma_0^2 N. \quad (\text{E14})$$

Under this rescaling we see that $c(s), u(s), v(s)$ all evolve in $\Theta_N(1)$ time. The dynamics for the system are

$$\begin{aligned} \frac{d}{ds}u(s) &= \frac{2\gamma_0 v(s)}{c(s) + c_\star} - \frac{u(s)v(s)^2}{c(s)} \\ \frac{d}{ds}v(s) &= \frac{2\gamma_0 u(s)}{c(s) + c_\star} - \frac{u(s)^2 v(s)}{\gamma_0 c(s)} \\ \frac{d}{ds}c(s) &= \frac{u(s)^2 v(s)^2}{2c(s)^2} - \frac{2\gamma_0 u(s)v(s)}{c(s) + c_\star} \end{aligned} \quad (\text{E15})$$

These dynamics have a conservation law $\frac{d}{ds}u(s)^2 = \frac{d}{ds}v(s)^2$, so if $v(0) = u(0)$ then $v(s) = u(s)$ for all time s , a property known as balancing [17, 18]. We can therefore reduce the dynamics to

$$\frac{d}{ds}u(s) = u(s) \left[\frac{2\gamma_0}{c(s) + c_\star} - \frac{u(s)^2}{c(s)} \right] \quad (\text{E16})$$

$$\frac{d}{ds}c(s) = u(s)^2 \left[\frac{u(s)^2}{2c(s)^2} - \frac{2\gamma_0}{(c(s) + c_\star)^2} \right] \quad (\text{E17})$$

The fixed point of these dynamics is $u(s) = \sqrt{\gamma_0}$ and $c(s) = c_\star$. Setting $\gamma_0 = 1$ recovers the solution provided in the main text.

The dynamics at $\gamma_0 = 1$ can be interpreted as a flow on the reduced 3 variable cost function $L_3(u, v, c)$

$$L_3(u, v, c) = \frac{u^2 v^2}{2c} - \frac{2uv}{c + c_\star} + \frac{1}{2c_\star} \quad (\text{E18})$$

over all three variables $u(s), v(s), c(s)$:

$$\frac{d}{ds}u(s) = -\partial_u L_3(u, v, c), \quad \frac{d}{ds}v(s) = -\partial_v L_3(u, v, c), \quad \frac{d}{ds}c(s) = -\partial_c L_3(u, v, c) \quad (\text{E19})$$

Assuming balancing, we can reduce the model even further to a two-dimensional loss function $L_2(u, c)$

$$L_2(u, c) = \frac{u^4}{2c} - \frac{2u^2}{c + c_\star} + \frac{1}{2c_\star}. \quad (\text{E20})$$

where the dynamics are taken to be

$$\frac{d}{ds}u(s) = -\frac{1}{2}\partial_u L_2(u, c), \quad \frac{d}{ds}c(s) = -\partial_c L_2(u, c). \quad (\text{E21})$$

This recovers the reduced loss function and dynamics reported in the main text. It would be straightforward and potentially interesting to investigate the effect of unbalanced initialization where $u(s) \neq v(s)$ [51]. In this case, one can invoke the conservation law to reduce the dynamics.

a. Special Case of Clamped Read-in/out

To illustrate the sharpness of the decay towards the fixed point, it is useful to freeze $u = 1$, and train only c , such that it has the dynamics

$$\frac{dc}{ds} = \frac{1}{2c^2} - \frac{2}{(c + c_\star)^2}. \quad (\text{E22})$$

These dynamics have a stable fixed point at $c = c_\star$. Starting from some $c(0) > c_\star$, $c(s)$ will monotonically decay towards c_\star and then stay there. During the decay, one can solve for $s(c)$ and then invert to obtain $c(s)$. The easiest way to summarize the result is in the limit $c_\star \downarrow 0$:

$$\lim_{c_\star \downarrow 0} c(s) = \begin{cases} (c(0)^3 - \frac{9}{2}s)^{1/3} & s < \frac{2}{9}c(0)^3, \\ 0 & s \geq \frac{2}{9}c(0)^3. \end{cases} \quad (\text{E23})$$

Therefore, in this limit the approach to the fixed point becomes nonanalytic. We conjecture that there is a well-defined $c_\star \downarrow 0$ limit of the solution to the full dynamics with trainable u , but have not endeavored to derive it.

Appendix F: Rich learning of an oscillator

In this section we consider learning an oscillatory target filter of the form

$$f_\star(t) = e^{-c_\star t} \cos(\omega_\star t). \quad (\text{F1})$$

1. Warm start: Complex parameterization

In analogy to the leaky integrator case, one would expect the rich regime solution to this problem to involve two outlier eigenvalues λ_\pm of $-\mathbf{I} + \frac{1}{\sqrt{N}}\mathbf{W}$ emerging at $\lambda_\pm = -c_\star \pm i\omega_\star$. From simulations in Figure S3, we see that, as expected, two outliers emerge from randomly initialized networks in the rich regime. However, the precise geometry of the escape path taken by these outliers is complex at small initialization. To circumvent this problem, we assume a starting configuration where two conjugate outlier eigenvalues have already emerged at a known position in the complex plane:

$$-\mathbf{I} + \frac{1}{\sqrt{N}}\mathbf{W}(s) \approx \frac{\sigma}{\sqrt{N}}\mathbf{G} + \lambda_+(s)\mathbf{z}\mathbf{z}^\dagger + \lambda_-(s)\mathbf{z}^*\mathbf{z}^\top \quad (\text{F2})$$

where \mathbf{G} is a Gaussian random matrix with unit-variance entries and $\mathbf{z} \in \mathbb{C}^N$ is a complex vector that satisfies the following normalization constraints

$$\begin{aligned} \mathbf{z}^\dagger \mathbf{z} &= 1, \quad \mathbf{z}^\top \mathbf{z}^* = 1 \\ \mathbf{z}^\dagger \mathbf{z}^* &= 0, \quad \mathbf{z}^\top \mathbf{z} = 0. \end{aligned} \quad (\text{F3})$$

We express each eigenvalue's real and imaginary parts as

$$\lambda_\pm(s) = -c(s) \pm i\omega(s) \quad (\text{F4})$$

The above parameterization of the outliers ensures that

1. The matrix $\mathbf{W}(s)$ has real entries.
2. The vectors \mathbf{z} and \mathbf{z}^* are approximate (exact as $\sigma \rightarrow 0$) eigenvectors of $\frac{1}{\sqrt{N}}\mathbf{W}(s)$ with eigenvalues $\lambda_+(s)$ and $\lambda_-(s)$ respectively.

To reduce the model completely, we lastly need an alignment ansatz for the vectors $\mathbf{u}(s)$ and $\mathbf{v}(s)$. As in the leaky integrator case, the dynamics of \mathbf{u} and \mathbf{v} early in training are such th

$$\frac{1}{\sqrt{N}}\mathbf{u}(s) = \frac{1}{\sqrt{2}}[u(s)\mathbf{z} + u(s)^*\mathbf{z}^*], \quad \frac{1}{\sqrt{N}}\mathbf{v}(s) = \frac{1}{\sqrt{2}}[v(s)\mathbf{z} + v(s)^*\mathbf{z}^*] \quad (\text{F5})$$

The effective filter is therefore

$$\begin{aligned}
f(t, s) &= \frac{1}{N} \mathbf{v}(s)^\top \exp \left(\left[-\mathbf{I} + \frac{1}{\sqrt{N}} \mathbf{W}(s) \right] t \right) \mathbf{u}(s) \\
&\approx \frac{1}{2} (v(s) \mathbf{z} + v(s)^* \mathbf{z}^*)^\top \left(e^{\lambda_+(s)t} u(s) \mathbf{z} + e^{\lambda_-(s)t} u(s)^* \mathbf{z}^* \right) \\
&= \frac{1}{2} \left(u(s) v(s)^* e^{\lambda_+(s)t} + v(s) u(s)^* e^{\lambda_-(s)t} \right) \\
&= |u(s)| |v(s)| e^{-c(s)t} \cos(\omega(s)t + \phi_u(s) - \phi_v(s))
\end{aligned} \tag{F6}$$

where $\phi_u(s) = \arg(u(s))$ and $\phi_v(s) = \arg(v(s))$ are the phases of $u(s)$ and $v(s)$ respectively. This low rank solution can thus converge to the correct target function provided that

$$\lim_{s \rightarrow \infty} c(s) = c_\star, \quad \lim_{s \rightarrow \infty} \omega(s) = \omega_\star, \quad \lim_{s \rightarrow \infty} |u(s)| |v(s)| = 1, \quad \lim_{s \rightarrow \infty} [\phi_u(s) - \phi_v(s)] = 0. \tag{F7}$$

This demonstrates that the above two dimensional parameterization can in fact represent the target function. We now examine the more complicated task of tracking the reduced dynamics.

2. Gradient Flow Dynamics: Real Parameterization

The decomposition into the \mathbf{z} and \mathbf{z}^* basis is convenient analytically as these correspond to the outlier eigenvectors, but the gradient flow dynamics do not decouple in the eigenbasis (in contrast to the leaky integrator case, here gradients computed with respect to λ_\pm do not coincide with derivatives with respect to \mathbf{W}). Instead, the gradient flow can be reduced to a flow in a two-dimensional real subspace of the original N -dimensional space. We introduce a matrix $\mathbf{\Pi} \in \mathbb{R}^{2 \times N}$ which satisfies $\mathbf{\Pi} \mathbf{\Pi}^\top = \mathbf{I}_2$ and $\mathbf{P} = \mathbf{\Pi}^\top \mathbf{\Pi} \in \mathbb{R}^{N \times N}$ is a projection matrix ($\mathbf{P}^2 = \mathbf{P}$) to this two-dimensional subspace.

We define the following coordinates for $\mathbf{u}(s)$, $\mathbf{v}(s)$ and $\mathbf{W}(s)$ as

$$\frac{1}{\sqrt{N}} \mathbf{\Pi} \mathbf{u}(s) = \begin{bmatrix} u_1(s) \\ u_2(s) \end{bmatrix}, \quad \frac{1}{\sqrt{N}} \mathbf{\Pi} \mathbf{v}(s) = \begin{bmatrix} v_1(s) \\ v_2(s) \end{bmatrix}, \quad \frac{1}{\sqrt{N}} \mathbf{\Pi} \mathbf{W}(s) \mathbf{\Pi}^\top = \begin{bmatrix} W_{11}(s) & W_{12}(s) \\ W_{21}(s) & W_{22}(s) \end{bmatrix} \tag{F8}$$

The confinement of the dynamics to the two-dimensional subspace are equivalent to the expressions that $\mathbf{u}, \mathbf{v}, \mathbf{W}$ are unchanged under projection

$$\mathbf{P} \mathbf{u}(s) \approx \mathbf{u}(s), \quad \mathbf{P} \mathbf{v}(s) \approx \mathbf{v}(s), \quad \mathbf{P} \mathbf{W}(s) \mathbf{P}^\top \approx \mathbf{W}(s). \tag{F9}$$

The above alignment assumption implies the following structure for the reduced two-dimensional model

$$f(t, s) = \frac{1}{N} \mathbf{v}(s)^\top \exp \left(\left[-\mathbf{I} + \frac{1}{\sqrt{N}} \mathbf{W}(s) \right] t \right) \mathbf{u}(s) \tag{F10}$$

$$\approx \frac{1}{N} \mathbf{v}(s)^\top \mathbf{P} \exp \left(\left[-\mathbf{I} + \frac{1}{\sqrt{N}} \mathbf{W}(s) \right] t \right) \mathbf{P} \mathbf{u}(s) \tag{F11}$$

$$= \begin{bmatrix} v_1(s) \\ v_2(s) \end{bmatrix}^\top \exp \left(\begin{bmatrix} -1 + W_{11}(s) & W_{12}(s) \\ W_{21}(s) & -1 + W_{22}(s) \end{bmatrix} t \right) \begin{bmatrix} u_1(s) \\ u_2(s) \end{bmatrix}. \tag{F12}$$

Now, we analyze gradient dynamics in this basis, noting that

$$\frac{d}{ds} \mathbf{W}(s) = -N \nabla_{\mathbf{W}} L = \frac{1}{\sqrt{N}} \int_0^\infty dt [f_\star(t) - f(t, s)] \int_0^t dt' \mathbf{v}_s(t') \mathbf{u}_s(t - t')^\top \tag{F13}$$

$$\frac{d}{ds} \mathbf{u}(s) = -N \nabla_{\mathbf{u}} L = \int_0^\infty dt [f_\star(t) - f(t, s)] \mathbf{v}_s(t) \tag{F14}$$

$$\frac{d}{ds} \mathbf{v}(s) = -N \nabla_{\mathbf{v}} L = \int_0^\infty dt [f_\star(t) - f(t, s)] \mathbf{u}_s(t) \tag{F15}$$

Under the alignment assumptions, the dynamical variables $\mathbf{u}_s(t)$ and $\mathbf{v}_s(t)$ are determined by evolution in the two-dimensional subspace

$$\begin{aligned}\mathbf{u}_s(t) &= \exp\left(\left[-\mathbf{I} + \frac{1}{\sqrt{N}}\mathbf{W}(s)\right]t\right)\mathbf{u}(s) \approx \mathbf{\Pi}^\top \exp\left(\begin{bmatrix} -1 + W_{11}(s) & W_{12}(s) \\ W_{21}(s) & -1 + W_{22}(s) \end{bmatrix}t\right)\begin{bmatrix} u_1(s) \\ u_2(s) \end{bmatrix} \\ \mathbf{v}_s(t) &= \exp\left(\left[-\mathbf{I} + \frac{1}{\sqrt{N}}\mathbf{W}(s)\right]^\top t\right)\mathbf{u}(s) \approx \mathbf{\Pi}^\top \exp\left(\begin{bmatrix} -1 + W_{11}(s) & W_{12}(s) \\ W_{21}(s) & -1 + W_{22}(s) \end{bmatrix}^\top t\right)\begin{bmatrix} v_1(s) \\ v_2(s) \end{bmatrix}\end{aligned}\quad (\text{F16})$$

Using the above dynamics, we can verify that the dynamics in this two-dimensional subspace are closed:

$$\begin{aligned}\frac{d}{ds}\mathbf{W}(s) &\propto \mathbf{\Pi}^\top \mathbf{M}(s) \mathbf{\Pi} \\ \frac{d}{ds}\mathbf{u}(s) &\propto \mathbf{\Pi}^\top \mathbf{r}_u(s) \\ \frac{d}{ds}\mathbf{v}(s) &\propto \mathbf{\Pi}^\top \mathbf{r}_v(s)\end{aligned}$$

where $\mathbf{M} \in \mathbb{R}^{2 \times 2}$ is a 2×2 matrix, and $\mathbf{r}_u(s), \mathbf{r}_v(s) \in \mathbb{R}^2$. It is therefore sufficient to track the training dynamics of the parameters

$$\begin{bmatrix} u_1(s) \\ u_2(s) \end{bmatrix} \in \mathbb{R}^2, \quad \begin{bmatrix} v_1(s) \\ v_2(s) \end{bmatrix} \in \mathbb{R}^2, \quad \begin{bmatrix} W_{11}(s) & W_{12}(s) \\ W_{21}(s) & W_{22}(s) \end{bmatrix} \in \mathbb{R}^{2 \times 2}.\quad (\text{F17})$$

The time evolution of these quantities can be straightforwardly obtained by left-multiplying $\frac{d}{ds}\mathbf{u}(s)$, $\frac{d}{ds}\mathbf{v}(s)$ by $\mathbf{\Pi}$ and multiplying $\frac{d}{ds}\mathbf{W}(s)$ by $\mathbf{\Pi}$ from the left and $\mathbf{\Pi}^\top$ on the right. This recovers the 2D RNN system discussed in the main text.

-
- [1] F. Rosenblatt, *Principles of Neurodynamics: Perceptrons and the Theory of Brain Mechanisms*, Cornell Aeronautical Laboratory. Report no. VG-1196-G-8 (Spartan Books, 1962).
 - [2] J. J. Hopfield, Neural networks and physical systems with emergent collective computational abilities, *Proceedings of the National Academy of Sciences* **79**, 2554 (1982), <https://www.pnas.org/doi/pdf/10.1073/pnas.79.8.2554>.
 - [3] M. Khona and I. R. Fiete, Attractor and integrator networks in the brain, *Nat. Rev. Neuro.* **23**, 744 (2022).
 - [4] S. Hochreiter, Untersuchungen zu dynamischen neuronalen netzen, *Diplom Thesis, Technische Universität München* **91** (1991).
 - [5] S. Hochreiter and J. Schmidhuber, Long Short-Term Memory, *Neural Computation* **9**, 1735 (1997), <https://direct.mit.edu/neco/article-pdf/9/8/1735/813796/neco.1997.9.8.1735.pdf>.
 - [6] A. Orvieto, S. L. Smith, A. Gu, A. Fernando, C. Gulcehre, R. Pascanu, and S. De, Resurrecting recurrent neural networks for long sequences, in *Proceedings of the 40th International Conference on Machine Learning*, Proceedings of Machine Learning Research, Vol. 202, edited by A. Krause, E. Brunskill, K. Cho, B. Engelhardt, S. Sabato, and J. Scarlett (PMLR, 2023) pp. 26670–26698.
 - [7] N. Zucchet and A. Orvieto, Recurrent neural networks: vanishing and exploding gradients are not the end of the story, *arXiv preprint* (2024).
 - [8] Z. Li, J. Han, W. E. and Q. Li, On the curse of memory in recurrent neural networks: Approximation and optimization analysis, in *International Conference on Learning Representations* (2021).
 - [9] E. Cohen-Karlik, I. Menuhin-Gruman, R. Giryes, N. Cohen, and A. Globerson, Learning low dimensional state spaces with overparameterized recurrent neural nets, in *The Eleventh International Conference on Learning Representations* (2023).
 - [10] R. Engelken, Gradient flossing: Improving gradient descent through dynamic control of jacobians, in *Advances in Neural Information Processing Systems*, Vol. 36, edited by A. Oh, T. Naumann, A. Globerson, K. Saenko, M. Hardt, and S. Levine (Curran Associates, Inc., 2023) pp. 10412–10439.
 - [11] A. Gu, T. Dao, S. Ermon, A. Rudra, and C. Ré, HiPPO: Recurrent memory with optimal polynomial projections, in *Advances in Neural Information Processing Systems*, Vol. 33, edited by H. Larochelle, M. Ranzato, R. Hadsell, M. Balcan, and H. Lin (Curran Associates, Inc., 2020) pp. 1474–1487.
 - [12] L. Chizat, E. Oyallon, and F. Bach, On lazy training in differentiable programming, in *Advances in Neural Information Processing Systems*, Vol. 32, edited by H. Wallach, H. Larochelle, A. Beygelzimer, F. d'Alché-Buc, E. Fox, and R. Garnett (Curran Associates, Inc., 2019).
 - [13] B. Woodworth, S. Gunasekar, J. D. Lee, E. Moroshko, P. Savarese, I. Golan, D. Soudry, and N. Srebro, Kernel and rich regimes in overparametrized models, in *Proceedings of Thirty Third Conference on Learning Theory*, Proceedings of Machine Learning Research, Vol. 125, edited by J. Abernethy and S. Agarwal (PMLR, 2020) pp. 3635–3673.

- [14] G. Yang and E. J. Hu, Tensor programs IV: Feature learning in infinite-width neural networks, in *Proceedings of the 38th International Conference on Machine Learning*, Proceedings of Machine Learning Research, Vol. 139, edited by M. Meila and T. Zhang (PMLR, 2021) pp. 11727–11737.
- [15] B. Bordelon and C. Pehlevan, Self-consistent dynamical field theory of kernel evolution in wide neural networks, in *Advances in Neural Information Processing Systems*, Vol. 35, edited by S. Koyejo, S. Mohamed, A. Agarwal, D. Belgrave, K. Cho, and A. Oh (Curran Associates, Inc., 2022) pp. 32240–32256.
- [16] K. Fukumizu, Effect of batch learning in multilayer neural networks, in *Proceedings of the 5th International Conference on Neural Information Processing* (1998) pp. 67–70.
- [17] A. M. Saxe, J. L. McClelland, and S. Ganguli, Exact solutions to the nonlinear dynamics of learning in deep linear neural networks, in *ICLR* (2014).
- [18] A. Atanasov, B. Bordelon, and C. Pehlevan, Neural networks as kernel learners: The silent alignment effect, in *ICLR* (2022).
- [19] L. Braun, C. Dominé, J. Fitzgerald, and A. Saxe, Exact learning dynamics of deep linear networks with prior knowledge, in *Advances in Neural Information Processing Systems*, Vol. 35, edited by S. Koyejo, S. Mohamed, A. Agarwal, D. Belgrave, K. Cho, and A. Oh (Curran Associates, Inc., 2022) pp. 6615–6629.
- [20] B. Bordelon and C. Pehlevan, Deep linear network training dynamics from random initialization: Data, width, depth, and hyperparameter transfer, arXiv preprint arXiv:2502.02531 (2025).
- [21] S. Alemohammad, Z. Wang, R. Balestrierio, and R. Baraniuk, The recurrent neural tangent kernel, in *International Conference on Learning Representations* (2021).
- [22] F. Schuessler, F. Mastrogiuseppe, S. Ostojic, and O. Barak, Aligned and oblique dynamics in recurrent neural networks, eLife [10.7554/elife.93060.2](https://doi.org/10.7554/elife.93060.2) (2024).
- [23] N. Maheswaranathan, A. Williams, M. Golub, S. Ganguli, and D. Sussillo, Reverse engineering recurrent networks for sentiment classification reveals line attractor dynamics, in *NeurIPS*, Vol. 32 (2019).
- [24] F. Schuessler, F. Mastrogiuseppe, A. Dubreuil, S. Ostojic, and O. Barak, The interplay between randomness and structure during learning in RNNs, in *NeurIPS*, Vol. 33 (2020) pp. 13352–13362.
- [25] Y. H. Liu, A. Baratin, J. Cornford, S. Mihalas, E. T. SheaBrown, and G. Lajoie, How connectivity structure shapes rich and lazy learning in neural circuits, in *The Twelfth International Conference on Learning Representations* (2024).
- [26] U. Haputhanthri, L. Storan, Y. Jiang, T. Raheja, A. Shai, O. Akengin, N. Miolane, M. J. Schnitzer, F. Dinc, and H. Tanaka, Understanding and controlling the geometry of memory organization in RNNs, arXiv (2025), arXiv:2502.07256 [q-bio.NC].
- [27] F. Mastrogiuseppe and S. Ostojic, Linking connectivity, dynamics, and computations in low-rank recurrent neural networks, *Neuron* **99**, 609 (2018).
- [28] H. Sompolinsky, A. Crisanti, and H. J. Sommers, Chaos in random neural networks, *Phys. Rev. Lett.* **61**, 259 (1988).
- [29] N. Maheswaranathan, A. Williams, M. Golub, S. Ganguli, and D. Sussillo, Universality and individuality in neural dynamics across large populations of recurrent networks, in *NeurIPS*, Vol. 32 (2019).
- [30] H. S. Seung, How the brain keeps the eyes still, *PNAS* **93**, 13339 (1996).
- [31] B. Bordelon, A. Atanasov, and C. Pehlevan, How feature learning can improve neural scaling laws, arXiv (2024), arXiv:2409.17858 [stat.ML].
- [32] D. Sussillo and O. Barak, Opening the black box: Low-dimensional dynamics in high-dimensional recurrent neural networks, *Neural Computation* **25**, 626 (2013), https://direct.mit.edu/neco/article-pdf/25/3/626/881886/neco_a_00409.pdf.
- [33] J. Cotler, K. S. Tai, F. Hernández, B. Elias, and D. Sussillo, Analyzing populations of neural networks via dynamical model embedding, arXiv preprint (2023).
- [34] L. N. Driscoll, K. Shenoy, and D. Sussillo, Flexible multitask computation in recurrent networks utilizes shared dynamical motifs, *Nature Neuroscience* **27**, 1349 (2024).
- [35] J. Cotler and S. Rezhikov, Computational dynamical systems, in *2024 IEEE 65th Annual Symposium on Foundations of Computer Science (FOCS)* (IEEE, 2024) pp. 166–202.
- [36] S. Vyas, M. D. Golub, D. Sussillo, and K. V. Shenoy, Computation through neural population dynamics, *Annual Review of Neuroscience* **43**, 249 (2020).
- [37] I. R. Fiete, W. Senn, C. Z. Wang, and R. H. Hahnloser, Spike-time-dependent plasticity and heterosynaptic competition organize networks to produce long scale-free sequences of neural activity, *Neuron* **65**, 563 (2010).
- [38] A. H. Bahle, *A neural clock underlying the temporal dynamics of an auditory memory*, Ph.D. thesis, Massachusetts Institute of Technology (2024).
- [39] A. Dubreuil, A. Valente, M. Beiran, F. Mastrogiuseppe, and S. Ostojic, The role of population structure in computations through neural dynamics, *Nature Neuroscience* **25**, 783 (2022).
- [40] L. Susman, F. Mastrogiuseppe, N. Brenner, and O. Barak, Quality of internal representation shapes learning performance in feedback neural networks, *Phys. Rev. Res.* **3**, 013176 (2021).
- [41] K. Daie, L. Fontolan, S. Druckmann, and K. Svoboda, Feedforward amplification in recurrent networks underlies paradoxical neural coding, bioRxiv [10.1101/2023.08.04.552026](https://doi.org/10.1101/2023.08.04.552026) (2023), <https://www.biorxiv.org/content/early/2023/08/07/2023.08.04.552026.full.pdf>.
- [42] W. Qian, J. A. Zavatone-Veth, B. S. Ruben, and C. Pehlevan, Partial observation can induce mechanistic mismatches in data-constrained models of neural dynamics, in *The Thirty-eighth Annual Conference on Neural Information Processing Systems* (2024).
- [43] D. J. O’Shea, L. Duncker, W. Goo, X. Sun, S. Vyas, E. M. Trautmann, I. Diester, C. Ramakrishnan, K. Deisseroth, M. Sahani, and K. V. Shenoy, Direct neural perturbations reveal a dynamical mechanism for robust computation, bioRxiv [10.1101/2022.12.16.520768](https://doi.org/10.1101/2022.12.16.520768) (2022).

- [44] P. T. Sadtler, K. M. Quick, M. D. Golub, S. M. Chase, S. I. Ryu, E. C. Tyler-Kabara, B. M. Yu, and A. P. Batista, Neural constraints on learning, *Nature* **512**, 423 (2014).
- [45] E. R. Oby, A. D. Degenhart, E. M. Grigsby, A. Motiwala, N. T. McClain, P. J. Marino, B. M. Yu, and A. P. Batista, Dynamical constraints on neural population activity, *Nature Neuroscience* [10.1038/s41593-024-01845-7](https://doi.org/10.1038/s41593-024-01845-7) (2025).
- [46] J. Bradbury, R. Frostig, P. Hawkins, M. J. Johnson, C. Leary, D. Maclaurin, G. Necoala, A. Paszke, J. VanderPlas, S. Wanderman-Milne, and Q. Zhang, *JAX: composable transformations of Python+NumPy programs* (2018).
- [47] M. Potters and J.-P. Bouchaud, *A first course in random matrix theory: for physicists, engineers and data scientists* (Cambridge University Press, 2020).
- [48] B. Bordelon and C. Pehlevan, Population codes enable learning from few examples by shaping inductive bias, *eLife* **11**, e78606 (2022).
- [49] DLMF, *NIST Digital Library of Mathematical Functions*, <http://dlmf.nist.gov/>, Release 1.1.1 of 2021-03-15 (2021), f. W. J. Olver, A. B. Olde Daalhuis, D. W. Lozier, B. I. Schneider, R. F. Boisvert, C. W. Clark, B. R. Miller, B. V. Saunders, H. S. Cohl, and M. A. McClain, eds.
- [50] W. A. Al-Salam, Operational representations for the Laguerre and other polynomials, *Duke Mathematical Journal* **31**, 127 (1964).
- [51] D. Kunin, A. Raventós, C. Dominé, F. Chen, D. Klindt, A. Saxe, and S. Ganguli, Get rich quick: exact solutions reveal how unbalanced initializations promote rapid feature learning, *Advances in Neural Information Processing Systems* **37**, 81157 (2024).