

Diffusion-augmented Graph Contrastive Learning for Collaborative Filter

Fan Huang and Wei Wang(✉)

School of Data Science and Engineering, East China Normal University, China
51265903093@stu.ecnu.edu.cn, wwang@dase.ecnu.edu.cn

Abstract. Graph-based collaborative filtering has been established as a prominent approach in recommendation systems, leveraging the inherent graph topology of user-item interactions to model high-order connectivity patterns and enhance recommendation performance. Recent advances in Graph Contrastive Learning (GCL) have demonstrated promising potential to alleviate data sparsity issues by improving representation learning through contrastive view generation and mutual information maximization. However, existing approaches lack effective data augmentation strategies. Structural augmentation risks distorting fundamental graph topology, while feature-level perturbation techniques predominantly employ uniform noise scales that fail to account for node-specific characteristics. To solve these challenges, we propose Diffusion-augmented Contrastive Learning (DGCL), an innovative framework that integrates diffusion models with contrastive learning for enhanced collaborative filtering. Our approach employs a diffusion process that learns node-specific Gaussian distributions of representations, thereby generating semantically consistent yet diversified contrastive views through reverse diffusion sampling. DGCL facilitates adaptive data augmentation based on reconstructed representations, considering both semantic coherence and node-specific features. In addition, it explores unrepresented regions of the latent sparse feature space, thereby enriching the diversity of contrastive views. Extensive experimental results demonstrate the effectiveness of DGCL on three public datasets.

Keywords: Diffusion Model · Graph Contrast Learning · Collaborative Filtering.

1 Introduction

Collaborative Filtering (CF) remains a cornerstone of recommendation systems, aiming to predict user preferences by leveraging historical interactions between users and items [21,13]. Traditional approaches predominantly focus on node embedding representation learning such as matrix factorization (MF) [12] or graph-based methods like DeepWalk [18]. Recently the advent of graph neural networks (GNNs), particularly graph convolutional networks (GCN) [11], has revolutionized this landscape through recursive neighborhood aggregation. GNN-based CF

models like NGCF [25] and LightGCN [3] explicitly encode multi-hop connectivity via message-passing mechanisms, thereby modeling indirect collaborative effects beyond immediate interactions.

Despite these advances, graph-based collaborative filtering grapples with data sparsity, which induces suboptimal node representations that fail to generalize beyond observed interactions. To mitigate this, graph contrastive learning (GCL) [7,30,8] has emerged as a promising paradigm, introducing self-supervised signals to alleviate popularity bias and enhance generalization. For instance, SimGCL [29] proposes perturbing node embeddings with uniform random noise to regulate the uniformity of representation distributions and mitigate popularity bias. Existing GCL frameworks generally adopt two augmentation paradigms: structural augmentation (e.g., node/edge dropout, subgraph sampling) and feature augmentation (e.g., feature masking, noise injection, or clustering).

However, conventional augmentation strategies suffer from two fundamental limitations. Structural perturbations risk disrupting vital topological dependencies, such as distorting key nodes or user-item interactions, while feature-level augmentations like uniform noise addition, disregard the heterogeneous semantic contexts of nodes and unique features [27], applying identical distortion scales to both high-degree items and long-tail entities. This approach generates semantically inconsistent contrastive views, ultimately degrading representation learning. Consequently, designing augmentation strategies that preserve critical graph semantics while diversifying contrastive views remains an open challenge.

To address this, we propose a Diffusion-augmented Graph Contrastive Learning (DGCL) framework, which integrates diffusion-based probabilistic modeling to generate adaptive augmentation views. Specifically, DGCL estimates node-specific Gaussian distributions over embeddings, enabling adaptive sampling of augmented views conditioned on each node’s latent semantics. The forward diffusion progressively injects controlled noise, while the reverse denoising process generates semantically consistent yet diverse contrastive views. This mechanism synthesizes high-quality augmented contrastive views that maintain semantic coherence and node-specific features in a node-adaptive manner. Furthermore, the diffusion process inherently unlocks the hidden value in sparse interaction data, allowing the model to explore unrepresented regions of the feature space without distorting graph topology, enriching the diversity and quality of contrastive pairs. Therefore, DGCL not only preserves structural integrity but also tailors augmentation granularity to individual nodes, addressing the augmentation limitation of conventional GCL methods. The experiment analysis demonstrates that DGCL effectively balances augmentation robustness and semantic coherence, advancing the state-of-the-art in graph-based collaborative filtering. The main contributions of this paper are summarized as follows:

- We propose a novel Diffusion-augmented Graph Contrastive Learning (DGCL) framework which incorporates the generative diffusion model into contrastive learning for collaborative filtering.

- We design a data augmentation scheme, in which the diffusion model was used to generate high-quality contrastive views that consider semantic correlation and node-specific features.
- Extensive experiments on three public datasets confirm the superior effectiveness of the DGCL.

2 Related Work

2.1 Graph Contrastive Learning based Recommendation

Contrastive learning has emerged as a pivotal paradigm in Self-supervised learning (SSL) [30] to address data sparsity and popularity bias in recommendation systems. LightGCN [3] pioneered a streamlined approach by eliminating non-linear transformations in graph convolution, emphasizing high-order connectivity through pure neighborhood aggregation. To inject robustness, SGL [26] introduced structural augmentation via stochastic node or edge dropout, contrasting multiple subgraph views through a shared GNN encoder to learn invariant user or item representations. SimGCL [29] advanced this paradigm by perturbing embeddings with uniform noise. This approach further alleviated popularity bias and smoothly adjusted the uniformity of learned representations. NCL [15] explicitly modeled high-order semantics by contrasting nodes with neighborhood prototypes, improving representation alignment and uniformity. Meanwhile, DirectAU [23] directly optimized embedding alignment and uniformity without augmentation, achieving strong performance in sparse scenarios. Although these methods highlight the versatility of GCL, the challenge of data augmentation and constructing sophisticated contrastive views remain unresolved.

2.2 Diffusion based Recommendation

The diffusion model is the most popular approach in image generation with the development of the denoising diffusion probabilistic model (DDPM) [4] and score-based generative model [20]. Recently, advancements in diffusion models have inspired novel paradigms for addressing key challenges in recommendation systems and early approaches focused on interaction modeling. DiffRec [24] pioneered diffusion for recommendation by reformulating user-item interactions as a denoising sequence, where personalized signals are preserved through noise injection and reconstruction. Its two extensions demonstrated diffusion’s versatility in balancing scalability and preference specificity. CF-Diff [5] advanced DiffRec by explicitly encoding high-order user-item graph connectivity through multi-step denoising, iteratively refining node representations to uncover latent collaborative patterns beyond first-order interactions. Recent innovations have diversified diffusion’s role in the recommendation. BSPM [1] introduced an image-inspired paradigm, blurring (noise injection) and sharpening (denoising) user-item interactions to distill noise-robust collaborative signals. DiffKG [9] synergized diffusion models with knowledge graph learning, leveraging the semantic information from knowledge graphs to enhance recommendation quality. By defining a

generalized diffusion process on the item-item similarity graph, GiffCF [32] effectively modeled the distribution of user-item interactions, achieving superior performance in collaborative filtering tasks. Other methods combine the diffusion model and contrastive learning, but they are not in the realm of collaborative filtering. DiffGCL [2] was employed in graph classification, and DiffCL [19] was proposed for the multimodal recommendation. Different from the above diffusion-based recommendation system, our DGCL model focuses on data augmentation and generates semantically consistent yet diverse contrastive views in collaborative filtering.

3 Preliminaries

Collaborative filtering aims to recommend some relevant items to users based on implicit interaction. Given the user set $\mathcal{U} = \{u\}$, items set $\mathcal{I} = \{i\}$ and the implicit interaction matrix $\mathcal{R} \in \{0, 1\}^{|\mathcal{U}| \times |\mathcal{I}|}$, the recommendation model predicts the potential interactions between user and item. Specifically, the graph-based collaborative filtering treats the user set and item set as nodes and abstracts the interaction matrix as the bipartite graph $\mathcal{G} = \{\mathcal{V}, \mathcal{E}\}$, where $\mathcal{V} = \mathcal{U} \cup \mathcal{I}$ represents the node set and $\mathcal{E} = \{(u, i) | u \in \mathcal{U}, i \in \mathcal{I}, \mathcal{R}_{u,i} = 1\}$ represents the edge set. LightGCN is the most common backbone to aggregate the high-order neighbors' information in the recommendation system. Given the initial embedding e_u and e_i , representing the embeddings of user u and item i , the basic aggregation process is:

$$e_u^{(l+1)} = \sum_{i \in \mathcal{N}_u} \frac{1}{\sqrt{|\mathcal{N}_u| |\mathcal{N}_i|}} e_i^{(l)}, e_i^{(l+1)} = \sum_{u \in \mathcal{N}_i} \frac{1}{\sqrt{|\mathcal{N}_i| |\mathcal{N}_u|}} e_u^{(l)}, \quad (1)$$

where \mathcal{N}_u and \mathcal{N}_i represent the neighbor sets of user u and item i , respectively. The final embeddings are obtained by averaging all layer outputs:

$$\mathbf{e}_u = \frac{1}{L} \sum_{l=1}^L \mathbf{e}_u^{(l)}, \mathbf{e}_i = \frac{1}{L} \sum_{l=1}^L \mathbf{e}_i^{(l)}. \quad (2)$$

4 Methods

As illustrated in Figure 1, DGCL consists of three modules: graph collaborative relation learning, diffusion augmentation module and contrastive learning module. In graph collaborative relation learning, we adopt the basic GNN encoder to capture the high-order neighbors and latent embedding representation. Specifically, we implement LightGCN to aggregate feature aggregation and integrate a novel negative sampling strategy to enhance discriminative capability. In the diffusion augmentation module, we incorporate dual diffusion processes that systematically inject Gaussian noise through forward diffusion steps, subsequently

generating contrastive views by sampling from the learned posterior distributions. Finally, the contrastive learning module establishes cross-view comparisons between users and items through a dual-channel architecture. The framework is optimized via a joint training objective combining collaborative filtering and contrastive losses.

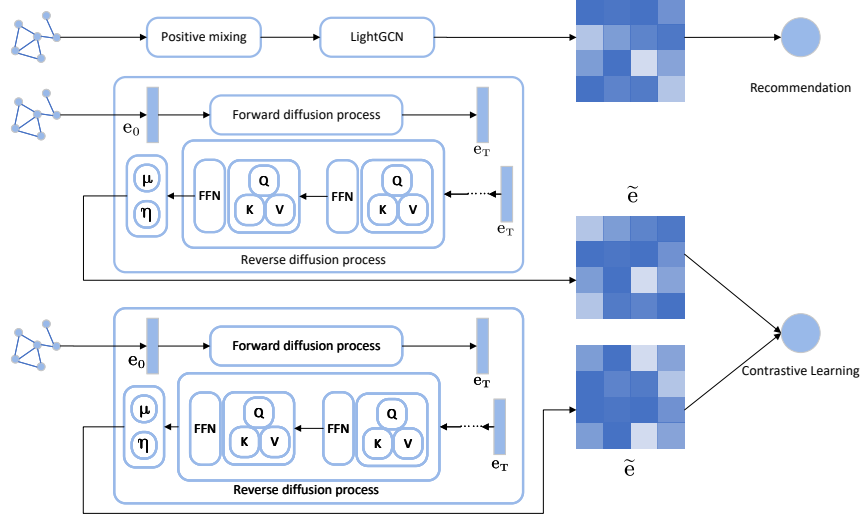


Fig. 1: Overall framework of DGCL.

4.1 Graph Collaborative Relation Learning

Given the initial embedding, e_u , e_i denotes the representation of the user u and item i . The core idea of LightGCN is to learn node embeddings by message propagation and information aggregation, iteratively stacking convolution layers. Inspired by [6], we adopt positive mixing to enhance the negative sample quality. The main logic is to generate a more indistinguishable synthetic negative sample by injecting the embedding information of the positive sample into the candidate negative sample. The positive mixing operation is formalized as follows:

$$\mathbf{e}_{i-}^{(l)} = \alpha^{(l)} \mathbf{e}_{i+}^{(l)} + (1 - \alpha^{(l)}) \mathbf{e}_{i-}^{(l)}, \alpha^{(l)} \in (0, 1), \quad (3)$$

where $\mathbf{e}_{i-}^{(l)}$ denotes the negative item representation in the l layer, $\mathbf{e}_{i+}^{(l)}$ denotes the positive item representation in the l layer and $\mathbf{e}_{i-}^{(l)}$ denotes the synthetic negative item representation in the l layer. By injecting positive sample information, the synthesized negative sample is closer to the positive sample in the embedding

space, forcing the model to learn finer differentiation ability, thus improving the accuracy of recommendation ranking and providing high-quality hard negative samples. Additionally, each layer carries out mixing operations independently so that the synthesized negative samples are interfered at different levels, which comprehensively challenges the discriminant logic of the model. For more details, please refer to [6].

4.2 Diffusion Augmentation Module

While conventional graph diffusion methods typically inject noise into adjacency matrices to produce interaction matrices, our approach operates in the latent embedding space to generate augmented contrastive views. In general, the module consists of two coordinated phases: a forward noise injection process and a parameterized reverse generation process.

Forward Diffusion Process. Given nodes representation e , including the user representation e_u and item representation e_i , we progressively inject the Gaussian noise through T diffusion steps governed by a variance schedule $\{\beta_t\}_{t=1}^T$. The forward process forms a Markov chain defined by:

$$q(e_{1:T} | x_0) = \prod_{t=1}^T q(e_t | e_{t-1}), \quad (4)$$

where e_0 represents the original node embedding and e_T denotes the noised node representation. $q(e_t | e_{t-1})$ denote the conditional probability distribution of noise injection in the forward diffusion process and the specific condition distribution for each step is:

$$q(e_t | e_{t-1}) = \mathcal{N}(e_t; \sqrt{1 - \beta_t}e_{t-1}, \beta_t \mathbf{I}), \quad (5)$$

where β controls the Gaussian noise scales at each time step t , \mathcal{N} refers to the Gaussian distribution. By exploiting the reparameterization trick [10], the noised representation can be expressed as $e_t = \sqrt{\bar{\alpha}_t}e_0 + \sqrt{1 - \bar{\alpha}_t}\epsilon_t$, where $\alpha_t = 1 - \beta_t$, $\bar{\alpha}_t = \prod_{t'=1}^t \alpha_{t'}$, and $\epsilon \sim \mathcal{N}(0, I)$. t refers to the diffusion step. e_t approaches a standard Gaussian distribution if t is sufficiently large. Consequently, noise-perturbed user and item embeddings are generated to train the model, thereby facilitating the estimation of Gaussian parameters.

Reverse Diffusion Process. The reverse process generates data by denoising step by step, it is also defined as a parameterized Markov chain, and each step satisfies the Gaussian process:

$$p_\theta(e_{t-1}|e_t) = \mathcal{N}(e_{t-1}; \mu_\theta(e_t, t), \sigma_t^2 \mathbf{I}), \quad (6)$$

where μ_θ, σ_t are the learned parameters in the model. Specifically, we employ the two-layers Transformer [22] architecture as the encoder, including the multi-head attention and feed-forward network. First, to encode the time step in the diffusion process, the time coding employs the improved sinusoidal position coding:

$$PE(t, 2i) = \sin\left(\frac{t}{10000^{2i/d}}\right), \quad PE(t, 2i + 1) = \cos\left(\frac{t}{10000^{2i/d}}\right). \quad (7)$$

The time encoding is incorporated by the feature space through a feature-wise linear modulation [17], which can be formulated as:

$$\gamma, \eta = \text{TimeMLP}(t), h = (\gamma + 1)e + \eta \quad (8)$$

Subsequently, the denoised user and item representations are derived via the attention mechanism and feed-forward network. Specifically,

$$h^{(l+1)} = \text{LayerNorm}(h^{(l)} + \text{Multi_Attention}(h^{(l)})) \quad (9)$$

$$\text{Attention}(Q, K, V) = \text{softmax}\left(\frac{QK^T}{\sqrt{d_k}}\right)V, \quad (10)$$

where $Q = W_Q h, K = W_K h, V = W_V h$. Hence, we can predict the learned Gaussian noise parameters to fit the node representation in the diffusion process.

Diffusion Loss. The diffusion augmentation module learns the parameters of the Gaussian distribution governing the latent user and item embeddings e_0 . Unlike conventional approaches that directly predict noise, DGCL is designed to recover the underlying embedding structure from the original feature space. The learning objective is twofold: (1) to minimize the Kullback-Leibler (KL) divergence between the learned and target distributions, and (2) to maximize the evidence lower bound (ELBO) of the observed embeddings:

$$\mathcal{L}_{diff}(\theta) = \mathbb{E}_{t, e_0} \left[\|e_0 - f_\theta(e_t, t)\|^2 \right], \quad (11)$$

where f_θ is the predicted augmented representation mapping function and the Training pseudo-code is represented in Algorithm 1

Contrastive View Inference. The embedding encoder $f(x_t, t)$, derived from the aforementioned diffusion process, enables the generation of augmented contrastive view embeddings. Our model leverages the estimated distribution parameters to iteratively approximate the posterior distribution $p_\theta(e_{t-1}|e_t)$, thereby inferring refined representations. The posterior mean and covariance of $p_\theta(e_{t-1}|e_t)$ are calculated as follows:

$$\mu_\theta(e_t, t) = \frac{1}{\sqrt{\alpha_t}} \left(e_t - \frac{\beta_t}{\sqrt{1 - \bar{\alpha}_t}} \epsilon_\theta(e_t, t) \right), \quad (12)$$

$$\sigma_t^2(t) = \frac{1 - \bar{\alpha}_{t-1}}{1 - \bar{\alpha}_t} \beta_t. \quad (13)$$

Therefore, we can generate iteratively augmented contrastive view embedding \tilde{e} , including the user contrastive view \tilde{e}_u and item contrastive view \tilde{e}_i :

$$e_{t-1} = \frac{1}{\sqrt{\alpha_t}} \left(e_t - \frac{\beta_t}{\sqrt{1 - \bar{\alpha}_t}} \epsilon_\theta(e_t, t) \right) + \sigma_t z, \quad (14)$$

where $z \sim \mathcal{N}(0, \mathbf{I})$. This process generates high-quality synthetic contrastive views through augmentation, which share semantic similarity in the feature space while preserving personalized characteristics for individual node embeddings. Additionally, it uncovers unrepresented embeddings in the feature space, mitigating data sparsity and enhancing the diversity of contrastive views. The inference procedure is outlined in Algorithm 2

Algorithm 1 Algorithm of DGCL Training

Input: user and item embedding E and randomly initialized θ .**Output:** optimized θ .

- 1: Sample a batch of node embedding $e \in E$.
 - 2: **while** converged **do**
 - 3: Sample $t \sim \mathcal{U}(1, T)$, $\epsilon \sim \mathcal{N}(1, I)$;
 - 4: Compute the noised embedding e_t given the e, ϵ via Eq. 5;
 - 5: Predict the noise from e_t iteratively by Eq. 6;
 - 6: Calculate the loss \mathcal{L}_{diff} according to the Eq. 11;
 - 7: Take the gradient descent step on $\nabla_{\theta} \mathcal{L}_t$ to optimize θ ;
 - 8: **end while**
-

Algorithm 2 Algorithm of DGCL Inference

Input: embedding prediction model f_{θ} from the diffusion process, node embedding, e_0 **Output:** the augmented contrastive view embedding \tilde{e} , including the user contrastive view \tilde{e}_u and item contrastive view \tilde{e}_i .Sample Gaussian noise $z \in \mathcal{N}(0, I)$.

- 2: Compute the initial noised data e_t in Eq. 5.
 - for** $t = T, \dots, 1$ **do**
 - 4: Calculate the $\mu_{\theta}(e_t, t)$ and e_{t-1} via Eq. 13 and Eq. 14.
 - end for**
-

4.3 Contrastive Learning Module

In DGCL, we train two distinct diffusion augmentation modules to generate diverse augmented contrastive views for users and items. Each augmented embedding is tailored to the original feature space of its corresponding node. The user and item contrastive losses are defined as:

$$\mathcal{L}_{cl}^U = \sum_{u \in \mathcal{B}_u} -\log \frac{\exp(\tilde{\mathbf{e}}_u'^T \tilde{\mathbf{e}}_u'' / \tau_1)}{\sum_{j \in \mathcal{B}_u} \exp(\tilde{\mathbf{e}}_u'^T \tilde{\mathbf{e}}_j'' / \tau_1)}, \quad (15)$$

$$\mathcal{L}_{cl}^I = \sum_{i \in \mathcal{B}_i} -\log \frac{\exp(\tilde{\mathbf{e}}_i'^T \tilde{\mathbf{e}}_i'' / \tau_1)}{\sum_{j \in \mathcal{B}_i} \exp(\tilde{\mathbf{e}}_i'^T \tilde{\mathbf{e}}_j'' / \tau_1)}, \quad (16)$$

where τ_1 is the temperature hyperparameter in the contrastive loss which scales the similarity scores (dot products) between embeddings.

4.4 Model Training

The DGCL consists of two independent training processes: one is to train the diffusion process for the augmented contrastive view representation. The optimal objective is presented in Eq. 11. Another is to optimize the recommendation and contrastive module, which adopts the joint learning strategy. It is formulated as follows:

$$\mathcal{L}_{joint} = \mathcal{L}_{rec} + \lambda \mathcal{L}_{cl}, \quad (17)$$

where the L_{rec} denotes the recommendation loss BPR:

$$\mathcal{L}_{rec} = -\log(\sigma(\mathbf{e}_u^\top \mathbf{e}_i - \mathbf{e}_u^\top \mathbf{e}_j)), \quad (18)$$

and L_{cl} denotes the contrastive loss which includes the \mathcal{L}_{cl}^U and \mathcal{L}_{cl}^I in the Eq. 16.

5 Experiments

In this section, we conduct extensive experiments to evaluate the performance of DGCL on three benchmark datasets and analyze the key module of the model.

5.1 Experimental Setup

Datasets. The experience employs three public datasets in different scenarios. (1) Douban-Book [30] originates from the Chinese social platform Douban, including user ratings of books, reviews and social relationships between users. (2) Gowalla¹ [23] is a location-based social network dataset and records the user behavior and friend relationship. (3) Amazon-Kindle [30] focuses on customer purchases and rating data from the Amazon Kindle E-book Store, including rich product attributes and user behavior interactions.

Baseline. We compare DGCL with other competitive baselines, mainly including three categories: (1)GNN based models: MF [12], LightGCN [3]; (2) Graph contrastive learning based models: SGL [26], SimGCL [29], DirectAU [23], NCL [15]; (3) other self-supervised learning based models: BUIR [14], SSL4Rec [28], SelfCF [31].

Experimental Settings. the LighGCN is employed as the basic recommendation embedding. The hidden dimension and learning rate of the DGCL are searched from {64, 128, 256, 512, 1024} and {1e-2, 1e-3, 4e-4, 1e-4}, respectively. The number of GNN layers is selected from {1,2,3}. λ is searched in { 0.01, 0.2, 0.3} and timestep of diffusion is searched in {10,20,30,50}. The noise β is tined in range of {1e-5, 2e-2}. In performance metrics, we adopt the widely used ranking metrics to evaluate the model, including the Recall@K (R@K) and the NDCC@K (N@K), where $K \in \{10, 20\}$.

5.2 Experimental Results

The comparative performance of DGCL against baseline methods is summarized in Table 1. DGCL achieves superior performance across three distinct public datasets in collaborative filtering for recommendation systems, demonstrating the efficacy of its diffusion-augmented approach. Notably, the method

¹ <http://snap.stanford.edu/data/loc-gowalla.html>

Table 1: DGCL Performance Comparison with different methods on three datasets.

Models	Douban-Book				Gowalla				Amazon-Kindle			
	R@10	N@10	R@20	N@20	R@10	N@10	R@20	N@20	R@10	N@10	R@20	N@20
BPR-MF	0.0869	0.0949	0.1296	0.1045	0.1158	0.0833	0.1695	0.0988	0.10873	0.0801	0.14949	0.0923
LighGCN	0.1042	0.1195	0.1516	0.1278	0.1362	0.0876	0.1976	0.1152	0.1425	0.1063	0.1906	0.1208
SGL	0.1103	0.1357	0.1551	0.1419	0.1255	0.1371	0.1783	0.1517	0.1445	0.1054	0.1974	0.12138
NCL	0.1121	0.1377	0.1576	0.1439	0.1272	0.1384	0.181	0.1535	0.1384	0.1005	0.1867	0.1152
BUIR	0.0640	0.0736	0.1036	0.0824	0.0842	0.0940	0.1216	0.1040	0.0551	0.0373	0.0830	0.0458
SSL4Rec	0.0811	0.0849	0.1142	0.0926	0.0576	0.0508	0.0958	0.0649	0.1491	0.1152	0.1924	0.1283
SelfCF	0.0595	0.0662	0.0944	0.0741	0.0798	0.0909	0.1146	0.0998	0.0403	0.0269	0.0642	0.0341
DirectAU	0.0999	0.1136	0.1365	0.1197	0.1091	0.1144	0.1584	0.1295	0.1225	0.0882	0.1757	0.1041
SimiGCL	0.1218	0.1470	0.1731	0.1540	0.1279	0.1391	0.1823	0.1544	0.1449	0.1067	0.1967	0.1222
DGCL	0.1292	0.1593	0.1782	0.1639	0.1307	0.1424	0.1855	0.1577	0.1495	0.1090	0.2052	0.1259

outperforms traditional noise injection strategies by generating perturbations that better preserve semantic correlations in the feature space. Specially, On the Douban-Book dataset, DGCL attains an N@10 score of 15.93% and N@20 score of 16.39%, improving 1.23% and 0.99% respectively over the strongest baseline, SimGCL. For Amazon-Kindle, DGCL surpasses SimGCL by 0.85% in R@20. Uniform noise may introduce uncorrelated perturbations in the embedded space, disproportionately widening differences between sample pairs and degrading semantic coherence. This hinders contrastive learning from capturing meaningful signals. In contrast, DGCL’s diffusion process generates enhanced contrastive samples through iterative denoising, enabling more feature-adaptive embedding representations that maintain semantic consistency while diversifying contrastive views. The superior performance verifies that DGCL can generate high-quality contrastive augmented views then SimGCL.

In addition, SGL randomly discards edges or nodes, risking structural degradation and poor performance across all datasets. NCL marginally outperforms SGL and is approximately 0.2% higher in Douban-Book. However, it is constrained by prototype quality and may be limited by the clustering quality. If the clustering is inaccurate, the prototype may not effectively represent the user’s interests, resulting in a decreased comparison effect. For instance, its inferior performance on Amazon-Kindle likely stems from challenges in clustering extensive and heterogeneous commodity data, whereas DGCL flexibly generates diverse augmentations without relying on clustering. Therefore, DGCL provides a suitable data augmentation that combines semantic correlation in feature space and unique features for each node representation to avoid semantic deviation caused by random noise perturbations. It not only maintains the graphs’ topological characteristics but also uncovers unrepresented representations in the feature space through progressive generation.

5.3 Ablation Study

In this section, we conduct ablation studies to evaluate the contributions of two key modules: negative sampling and diffusion augmentation. The experimental

Table 2: Ablation study of DGCL, DGCL-w/o diff denotes the model variant without diffusion augmentation, and DGCL-w/o neg represents the variant without negative sampling.

Models	Douban-Book				Gowalla				Amazon-Kindle			
	R@10	N@10	R@20	N@20	R@10	N@10	R@20	N@20	R@10	N@10	R@20	N@20
DGCL - w/o diff	0.1246	0.1562	0.1740	0.1574	0.1294	0.1413	0.1845	0.1486	0.1486	0.1082	0.2042	0.1250
DGCL - w/o neg	0.0796	0.0928	0.1251	0.1015	0.0896	0.0994	0.1411	0.1223	0.0629	0.0784	0.1643	0.1462
DGCL	0.1292	0.1593	0.1782	0.1639	0.1307	0.1424	0.1855	0.1577	0.1495	0.1090	0.2052	0.1259

Table 3: DGCL performance on different graph inference layer L.

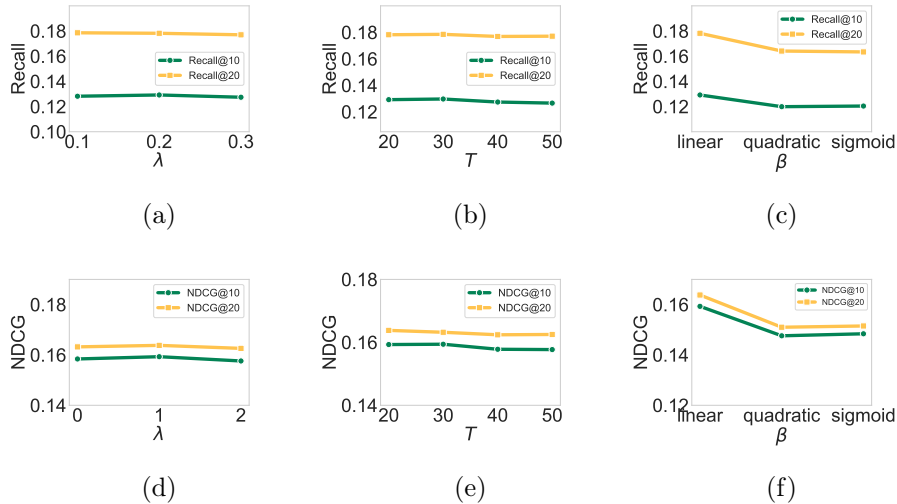
Models	Douban-Book				Gowalla				Amazon-Kindle			
	R@10	N@10	R@20	N@20	R@10	N@10	R@20	N@20	R@10	N@10	R@20	N@20
DGCL layer=1	0.1269	0.1545	0.1742	0.1588	0.1287	0.1402	0.1818	0.1549	0.1488	0.1002	0.2023	0.1243
DGCL layer=2	0.1279	0.1583	0.1777	0.1633	0.1296	0.1416	0.1849	0.1571	0.1494	0.1090	0.2051	0.1258
DGCL layer=3	0.1292	0.1593	0.1782	0.1638	0.1307	0.1424	0.1855	0.1577	0.1495	0.1090	0.2052	0.1259

results on three public datasets are presented in Table 2. Here, DGCL-w/o diff denotes the model variant without diffusion augmentation, and DGCL-w/o neg represents the variant without negative sampling. The metrics exhibit a noticeable decline when diffusion augmentation is removed, with reductions of 0.31% in N@10 and 0.65% in N@20 on the Douban-Book dataset. This underscores the module’s ability to uncover latent representations in sparse data distributions, effectively enhancing the original data by generating diverse yet semantically coherent samples. Such improvements enrich the feature representations of users and items, contributing to better recommendation performance. Eliminating negative sampling leads to a substantial drop across all evaluation metrics. This highlights the module’s critical role in enhancing the model’s discriminative capability by providing high-quality hard negative samples, which complement the diffusion augmentation process. Therefore, the experimental results demonstrate that both modules play pivotal roles in collaborative filtering and exhibit a synergistic superposition effect.

5.4 Hyper-Parameter Sensitivity Analysis

Effect of Graph Layer Depth L . To investigate the impact of graph layer depth, we vary L within the range $\{1,2,3\}$. As shown in Table 3, the model achieves optimal performance with $L = 3$ across all three datasets. It is demonstrated the shallow graph layers can not capture the high-order neighbor interactions and semantic dependencies. We are not increasing the layers because too many layers risk over-smoothing in GNN learning, where node embeddings become indistinguishable due to excessive aggregation.

Effect of Contrastive Loss λ . As illustrated in Figure 2(a),(d), We evaluate the influence of the contrastive loss weight λ over $\{0.1,0.2,0.3\}$ on the Douban-Book dataset. The results reveal that DGCL yields peak performance when λ is 0.2. A balanced weighting ($\lambda = 0.2$) optimally integrates these objectives.

Fig. 2: Effect of the λ , diffusion step T and noise β on Douban-Book

High loss weight ($\lambda = 0.3$) overemphasizes contrastive regularization, diluting task-specific signals, while lower value ($\lambda = 0.1$) underutilizes the benefits of contrastive learning. Therefore, the recommendation loss plays a dominant role and drives task-specific learning, and the contrastive enhancement loss function serves as an auxiliary component which enhances embedding robustness by promoting invariance to augmented contrastive views. The integration of these two loss functions and joint training can improve the performance of the recommendation task.

Effect of Diffusion Step T . The diffusion step T critically governs the augmentation process by balancing noise injection and feature preservation. As illustrated in Figure 2(b)(e), the results indicate that the metrics obtain superior results when T is 30, with NDCG@20 slightly declining when T is 30. And as the diffusion step increases over time, the results tend to decrease gradually. This phenomenon may result from the multiple iterations of noise injection which may lead to excessive feature smoothing and the inability to capture the unique feature of each node. Moreover, more diffusion steps lead to more time cost and diversity loss. Therefore, sufficient steps are necessary to refine embeddings, but excess iterations harm discriminative power.

Effect of the Noise Schedule β . In this section, we evaluate three noise scheduling strategies for β : linear, quadratic, and sigmoid interpolation methods [16]. As shown in Figure 2(c), (f), the linear schedule outperforms alternatives. This may attributed to that sable diffusion facilitates the balance of noise interference and semantic coherence. In contrast, non-linear schedules (quadratic, sigmoid) disrupt the balance between perturbation and stability, leading to suboptimal augmentation.

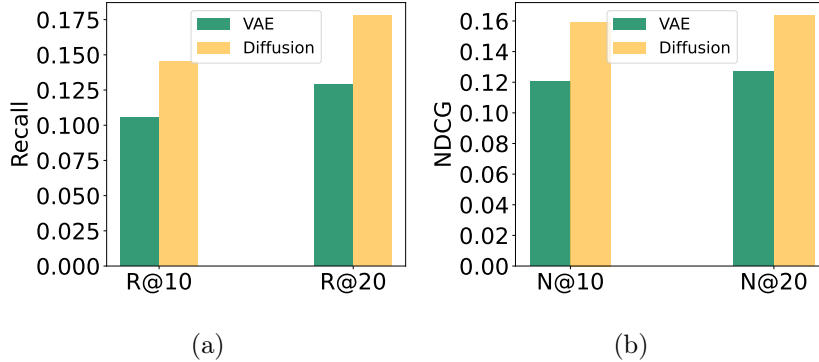


Fig. 3: Contrastive augmentation performance between Diffusion and VAE on Douban-Book.

5.5 Diffusion Augmentation Analysis

To validate the superior augmentation capability of our diffusion-based approach, we conduct a comparative analysis using a Variational Autoencoder (VAE)-based generation. Specifically, we replace the diffusion module in DGCL with a VAE and evaluate both methods on the Douban-Book dataset. As illustrated in Figure 3, the diffusion-augmented method consistently outperforms its VAE-augmented counterpart. This indicates that the multi-step denoising mechanism has advantages over VAE single-step reconstruction. The diffusion process employs iterative denoising steps to refine augmented samples progressively. Unlike VAE single-step augmentation, this gradual correction enables a deeper exploration of latent feature correlations, enhancing the model’s ability to capture complex user-item interactions. Moreover, through implicit probabilistic modeling, the diffusion mechanism dynamically adjusts augmentation intensity based on local data density. DGCL can preserve semantic consistency with subtle perturbations in high-density regions and synthetic meaningful samples in low-density regions, thereby mitigating the data sparsity.

6 Conclusion

In this paper, we propose a novel Diffusion-augmented Graph Contrastive Learning model in collaborative filtering. It provides a new data augmentation that integrates the diffusion model with graph contrastive learning to enhance recommendation systems. Specifically, the diffusion process learns Gaussian distributions of node representations, generating augmented contrastive views by iteratively injecting and removing noise. The forward process injects the noise into the nodes’ representations and the transformer-based encoder reverses the noise corruption, recovering discriminative embeddings while preserving topological relationships. The new contrastive views can be inferred from the estimated

Gaussian distribution parameters. This augmented module also combines with a positive mixing of negative sampling and achieves the best performance on three public datasets. The results demonstrate that DGCL considers the semantic consistency in the feature space and node-specific features. In addition, it explores unrepresented regions of the feature space, thereby enriching the diversity of contrastive views.

References

1. Choi, J., Hong, S., Park, N., Cho, S.B.: Blurring-sharpening process models for collaborative filtering. In: Proceedings of the 46th international ACM SIGIR conference on research and development in information retrieval. pp. 1096–1106 (2023)
2. Dai, Q., Song, Y., Gu, Y., Li, F., Li, X.: Diffusion model-enhanced contrastive learning for graph representation. In: International Conference on Database Systems for Advanced Applications. pp. 332–341. Springer (2024)
3. He, X., Deng, K., Wang, X., Li, Y., Zhang, Y., Wang, M.: Lightgcn: Simplifying and powering graph convolution network for recommendation. In: Proceedings of the 43rd International ACM SIGIR conference on research and development in Information Retrieval. pp. 639–648 (2020)
4. Ho, J., Jain, A., Abbeel, P.: Denoising diffusion probabilistic models. *Advances in neural information processing systems* **33**, 6840–6851 (2020)
5. Hou, Y., Park, J.D., Shin, W.Y.: Collaborative filtering based on diffusion models: Unveiling the potential of high-order connectivity. In: Proceedings of the 47th International ACM SIGIR Conference on Research and Development in Information Retrieval. pp. 1360–1369 (2024)
6. Huang, T., Dong, Y., Ding, M., Yang, Z., Feng, W., Wang, X., Tang, J.: Mixgcf: An improved training method for graph neural network-based recommender systems. In: Proceedings of the 27th ACM SIGKDD Conference on Knowledge Discovery & Data Mining. pp. 665–674 (2021)
7. Jaiswal, A., Babu, A.R., Zadeh, M.Z., Banerjee, D., Makedon, F.: A survey on contrastive self-supervised learning. *Technologies* **9**(1), 2 (2020)
8. Jiang, Y., Huang, C., Huang, L.: Adaptive graph contrastive learning for recommendation. In: Proceedings of the 29th ACM SIGKDD conference on knowledge discovery and data mining. pp. 4252–4261 (2023)
9. Jiang, Y., Yang, Y., Xia, L., Huang, C.: Diffkg: Knowledge graph diffusion model for recommendation. In: Proceedings of the 17th ACM international conference on web search and data mining. pp. 313–321 (2024)
10. Kingma, D.P., Welling, M., et al.: Auto-encoding variational bayes (2013)
11. Kipf, T.N., Welling, M.: Semi-supervised classification with graph convolutional networks (2016)
12. Koren, Y., Bell, R., Volinsky, C.: Matrix factorization techniques for recommender systems. *Computer* **42**(8), 30–37 (2009)
13. Koren, Y., Rendle, S., Bell, R.: Advances in collaborative filtering. *Recommender systems handbook* pp. 91–142 (2021)
14. Lee, D., Kang, S., Ju, H., Park, C., Yu, H.: Bootstrapping user and item representations for one-class collaborative filtering. In: Proceedings of the 44th international ACM SIGIR conference on Research and Development in information retrieval. pp. 317–326 (2021)

15. Lin, Z., Tian, C., Hou, Y., Zhao, W.X.: Improving graph collaborative filtering with neighborhood-enriched contrastive learning. In: Proceedings of the ACM web conference 2022. pp. 2320–2329 (2022)
16. Nguyen, T.K., Fang, Y.: Diffusion-based negative sampling on graphs for link prediction. In: Proceedings of the ACM Web Conference 2024. pp. 948–958 (2024)
17. Perez, E., Strub, F., De Vries, H., Dumoulin, V., Courville, A.: Film: Visual reasoning with a general conditioning layer. In: Proceedings of the AAAI conference on artificial intelligence. vol. 32 (2018)
18. Perozzi, B., Al-Rfou, R., Skiena, S.: Deepwalk: Online learning of social representations. In: Proceedings of the 20th ACM SIGKDD international conference on Knowledge discovery and data mining. pp. 701–710 (2014)
19. Song, Q., Hu, J., Xiao, L., Sun, B., Gao, X., Li, S.: Diffcl: A diffusion-based contrastive learning framework with semantic alignment for multimodal recommendations. arXiv preprint arXiv:2501.01066 (2025)
20. Song, Y., Sohl-Dickstein, J., Kingma, D.P., Kumar, A., Ermon, S., Poole, B.: Score-based generative modeling through stochastic differential equations. arXiv preprint arXiv:2011.13456 (2020)
21. Su, X., Khoshgoftaar, T.M.: A survey of collaborative filtering techniques. *Advances in artificial intelligence* **2009**(1), 421425 (2009)
22. Vaswani, A., Shazeer, N., Parmar, N., Uszkoreit, J., Jones, L., Gomez, A.N., Kaiser, Ł., Polosukhin, I.: Attention is all you need. *Advances in neural information processing systems* **30** (2017)
23. Wang, C., Yu, Y., Ma, W., Zhang, M., Chen, C., Liu, Y., Ma, S.: Towards representation alignment and uniformity in collaborative filtering. In: Proceedings of the 28th ACM SIGKDD conference on knowledge discovery and data mining. pp. 1816–1825 (2022)
24. Wang, W., Xu, Y., Feng, F., Lin, X., He, X., Chua, T.S.: Diffusion recommender model. In: Proceedings of the 46th International ACM SIGIR Conference on Research and Development in Information Retrieval. pp. 832–841 (2023)
25. Wang, X., He, X., Wang, M., Feng, F., Chua, T.S.: Neural graph collaborative filtering. In: Proceedings of the 42nd international ACM SIGIR conference on Research and development in Information Retrieval. pp. 165–174 (2019)
26. Wu, J., Wang, X., Feng, F., He, X., Chen, L., Lian, J., Xie, X.: Self-supervised graph learning for recommendation. In: Proceedings of the 44th international ACM SIGIR conference on research and development in information retrieval. pp. 726–735 (2021)
27. Yang, Y., Wu, Z., Wu, L., Zhang, K., Hong, R., Zhang, Z., Zhou, J., Wang, M.: Generative-contrastive graph learning for recommendation. In: Proceedings of the 46th international ACM SIGIR Conference on Research and Development in Information Retrieval. pp. 1117–1126 (2023)
28. Yao, T., Yi, X., Cheng, D.Z., Yu, F., Chen, T., Menon, A., Hong, L., Chi, E.H., Tjoa, S., Kang, J., et al.: Self-supervised learning for large-scale item recommendations. In: Proceedings of the 30th ACM international conference on information & knowledge management. pp. 4321–4330 (2021)
29. Yu, J., Yin, H., Xia, X., Chen, T., Cui, L., Nguyen, Q.V.H.: Are graph augmentations necessary? simple graph contrastive learning for recommendation. In: Proceedings of the 45th international ACM SIGIR conference on research and development in information retrieval. pp. 1294–1303 (2022)
30. Yu, J., Yin, H., Xia, X., Chen, T., Li, J., Huang, Z.: Self-supervised learning for recommender systems: A survey. *IEEE Transactions on Knowledge and Data Engineering* **36**(1), 335–355 (2023)

31. Zhou, X., Sun, A., Liu, Y., Zhang, J., Miao, C.: Selfcf: A simple framework for self-supervised collaborative filtering. *ACM Transactions on Recommender Systems* **1**(2), 1–25 (2023)
32. Zhu, Y., Wang, C., Zhang, Q., Xiong, H.: Graph signal diffusion model for collaborative filtering. In: *Proceedings of the 47th International ACM SIGIR Conference on Research and Development in Information Retrieval*. pp. 1380–1390 (2024)