

NEW CURVED KAKEYA ESTIMATES

ARIAN NADJIMZADAH

ABSTRACT. We give new lower bounds for the Hausdorff dimension of Kakeya sets built from various families of curves in \mathbb{R}^3 , going beyond what the polynomial partitioning method has so-far achieved. We do this by combining Wolff's classical hairbrush argument with a new incidence bound for 3-parameter families of curves which satisfy conditions we call *coniness* and *twistiness*. Our main argument builds off a technique of Katz, Wu, and Zahl used in the study of SL_2 -Kakeya sets.

1. INTRODUCTION

The parabolic restriction conjecture, Kakeya maximal function conjecture, and Kakeya set conjecture are central to harmonic analysis. The restriction conjecture implies the Kakeya maximal function conjecture, which in turn implies the Kakeya set conjecture (see [Wol03] for details). This paper is concerned with the natural variable-coefficient versions of these conjectures, but particularly the final one, which is particularly relevant given the recent resolution of the Kakeya set conjecture due to Wang and Zahl [WZ25]. We will lay out some notation that will allow us to discuss the classical constant-coefficient conjectures and their variable-coefficient generalizations in a unified fashion. The reader may skip to Subsection 1.4 for our main result on variable-coefficient Kakeya. In the second part of the introduction, we discuss Kakeya problems arising from general 3-parameter families of curves, or equivalently nonlinear restricted projections from \mathbb{R}^3 to \mathbb{R}^2 . Two motivating examples are the SL_2 -family of lines and Wolff's hairbrush family of lines. We put forward a useful classification of 3-parameter families of curves according to properties we call *coniness* and *twistiness*. Our main theorem in this section is a more flexible (but likely less sharp) version of the result in [KWZ23], and forms the main input to the variable-coefficient Kakeya result. The reader may skip ahead to Subsection 1.7 for our results on 3-parameter Kakeya.

1.1. Hörmander's Oscillatory Integral Problem in \mathbb{R}^3 . Fix a smooth phase function $\phi : \mathbb{R}^3 \times \mathbb{R}^2 \rightarrow \mathbb{R}$ and let $a : B_1^3 \times B_1^2 \rightarrow \mathbb{R}$ be a smooth cutoff function, where B_1^n is the n -dimensional ball of radius 1. Define the oscillatory integral operator

$$(1.1) \quad T_N^\phi f(\mathbf{x}) = \int_{B_1^2} e^{iN\phi(\mathbf{x}, \xi)} a(\mathbf{x}, \xi) d\xi.$$

Define the parameterization of the paraboloid $\Sigma_{\text{parab}}(\xi) = (\xi_1, \xi_2, \frac{1}{2}|\xi|^2)$. If we define the phase function

$$(1.2) \quad \phi_{\text{parab}}(\mathbf{x}, \xi) = \langle \mathbf{x}, \Sigma_{\text{parab}}(\xi) \rangle,$$

then $T_N^{\phi_{\text{parab}}}$ is the Fourier extension operator for the paraboloid. The calculation

$$(1.3) \quad \nabla_\xi \phi_{\text{parab}}(\mathbf{x}, \xi) = \Sigma_{\text{parab}}(\xi)$$

recovers the paraboloid, which is a non-degenerate surface of nonzero curvature. For a general ϕ , the surfaces Σ_x parameterized by $\xi \mapsto \nabla_\xi \phi(\mathbf{x}, \xi)$ must also be non-degenerate and have nonzero curvature to give a suitable variable-coefficient generalization of the extension operator for the paraboloid:¹

- **(H1)** Σ_x is a non-degenerate surface for each $x \in B_1^3$.
- **(H2)** Σ_x has nonzero Gaussian curvature for each $x \in B_1^3$.

The conditions (H1) and (H2) first appeared in [Hor73] and are known as Hörmander's conditions. We will assume going forward that all phase functions satisfy these conditions. A phase function can be put into a *normal form* at the origin:

$$(1.4) \quad \phi(\mathbf{x}, \xi) = \langle x, \xi \rangle + t \langle A\xi, \xi \rangle + O(|t||\xi|^3 + |\mathbf{x}|^2|\xi|^2),$$

where the matrix A is either

$$(1.5) \quad I_+ = \begin{pmatrix} 1 & 0 \\ 0 & 1 \end{pmatrix} \text{ or } I_- = \begin{pmatrix} 1 & 0 \\ 0 & -1 \end{pmatrix}.$$

The nondegeneracy of A is equivalent to (H2).

Definition 1.1. *If $A = I_+$ (equivalently Σ_x has positive curvature near the origin), we say ϕ is a positively curved phase function. The prototype is ϕ_{parab} .*

Definition 1.2. *If $A = I_-$ (equivalently Σ_x has negative curvature near the origin), we say ϕ is a negatively curved phase function. The prototype is*

$$(1.6) \quad \phi_{\text{hyp}} = \langle x, \xi \rangle + t(\xi_1^2 - \xi_2^2).$$

We may now pose Hörmander's oscillatory integral problem [Hor73].

Problem 1 (Hörmander's Problem). *Let ϕ be a phase function satisfying Hörmander's conditions. What is the smallest $p_0 = p(\phi)$ so that*

$$(1.7) \quad \|T_N^\phi f\|_p \lesssim N^{-3/p} \|f\|_\infty$$

for all $p > p_0$?

Conjecture 1.3 (Restriction Conjecture).

$$(1.8) \quad p(\phi_{\text{parab}}) = 3.$$

The TT^* -argument due to Tomas [Tom75] shows $p(\phi) \leq 4$ for any phase function ϕ . Bourgain found a phase function ϕ_{worst} for which $p(\phi_{\text{worst}}) = 4$ [Bou91b] (which we will write down later). Conjecture 1.3 is the best case, so

$$(1.9) \quad \{p(\phi) : \phi\} \subset [3, 4].$$

1.2. Variable-Coefficient Kekeya. An influential perspective in studying Problem 1, and especially Conjecture 1.3, is to understand the intersection patterns of the wavepackets of T_N^ϕ . That is, how do the Kekeya sets of wavepackets behave? We will formalize the geometric aspects of a wavepacket through the concept of a ϕ -curve, which we now define.

¹It is of course interesting to ask questions about T_N^ϕ when the surfaces Σ_x have some vanishing curvature. For example, the extension operator for the cone has this property. The theory is different, and it is not the focus of this paper.

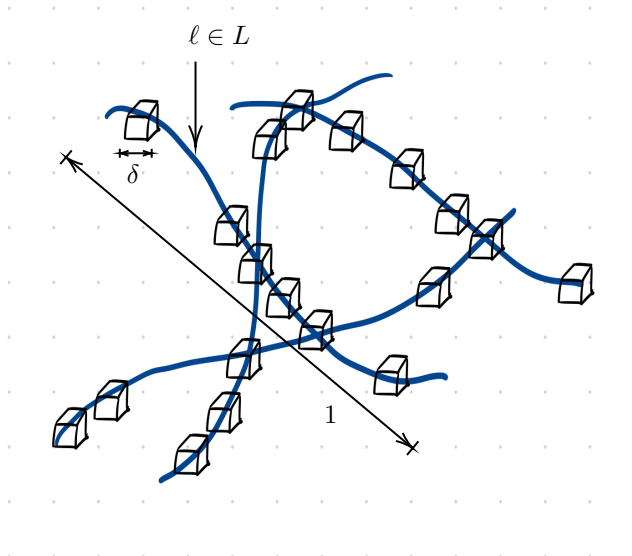


FIGURE 1. The union of cubes E (in black). There are 4 curves in L depicted (in blue). The shading density in the picture is $\lambda \approx 6 \cdot \delta$.

Definition 1.4 (ϕ -curves). Let $\phi : B_1^3 \times B_1^2 \rightarrow \mathbb{R}$ be a phase function and let ϵ_ϕ be a small constant. For each $(\xi, v) \in B_{\epsilon_\phi}^2 \times B_{\epsilon_\phi}^2$, we can define the curve

$$(1.10) \quad \ell_{\xi, v} = \{\mathbf{x} \in B_{\epsilon_\phi}^3 : \nabla_\xi \phi(\mathbf{x}, \xi) = v\}.$$

Write $\mathcal{C}(\phi)$ for the 4-parameter family of these curves.

Example 1.5 (Straight lines). The family $\mathcal{C}(\phi_{\text{parab}})$ is the family of straight line segments parameterized by

$$(1.11) \quad \ell_{\xi, v}(t) = (v - t\xi, t).$$

By analogy with Example 1.5, we call ξ the *direction* of the curve $\ell_{\xi, v}$. We say that two curves ℓ_{ξ_1, v_1} and ℓ_{ξ_2, v_2} are δ -direction separated if $|\xi_1 - \xi_2| \geq \delta$. A collection $L \subset \mathcal{C}(\phi)$ is δ -direction separated if each pair of curves is δ -direction separated.

We now state the curved Kakeya maximal function problem.

Problem 2 (ϕ -Curved Kakeya Maximal Function Problem). Fix a phase function ϕ . What is the largest $d = d_{\max}(\phi)$ so that the following holds?

For all $\epsilon > 0$, there exists $\delta_0 = \delta_0(\epsilon, \epsilon_\phi)$ so that the following holds for all $\delta \in (0, \delta_0]$. Let $L \subset \mathcal{C}(\phi)$ be a maximal collection of δ -direction separated curves. Let $E \subset \mathbb{R}^3$ be a union of δ -cubes, and suppose that $|E \cap \ell| \geq \lambda$ for all $\ell \in L$. Then

$$(1.12) \quad |E| \geq \delta^\epsilon \lambda^d \delta^{3-d}.$$

To see how this is equivalent to the boundedness of a Kakeya maximal function operator, one may refer to [Bou91a] or [Tao09]. Figure 1 is an illustration of the union of cubes E in Problem 2.

Conjecture 1.6 (Kakeya Maximal Function Conjecture).

$$(1.13) \quad d_{\max}(\phi_{\text{parab}}) = 3.$$

A simple argument of Bourgain [Bou91a], now known as the “bush argument,” shows that $d_{\max}(\phi) \geq 2$ for any phase function ϕ .² The ϕ_{worst} example of Bourgain attains $d_{\max}(\phi_{\text{worst}}) = 2$. Conjecture 1.6 is best-case, so

$$(1.14) \quad \{d_{\max}(\phi) : \phi\} \subset [2, 3].$$

A now standard application of Khinchine’s inequality shows that $d_{\max}(\phi) \geq \frac{6-p(\phi)}{p(\phi)-2}$. We also have the related ϕ -curved Kakeya set problem.

Definition 1.7 (ϕ -curved Kakeya Set). *A compact subset K of \mathbb{R}^3 is a ϕ -curved Kakeya set if for each $\xi \in B_{\epsilon_\phi}^2$, there is a curve $\ell_{\xi,v} \in \mathcal{C}(\phi)$ such that $\ell_{\xi,v} \subset K$.*

Problem 3 (ϕ -curved Kakeya Set Problem). *Fix a phase function ϕ . What is the largest $d = d_{\text{set}}(\phi)$ so that every ϕ -curved Kakeya set has Hausdorff dimension at least d ?*

Conjecture 1.8 (Kakeya Set Conjecture).

$$(1.15) \quad d_{\text{set}}(\phi_{\text{parab}}) = 3.$$

Very recently, Hong Wang and Joshua Zahl proved Conjecture 1.8 [WZ25]. An application of Hölder’s inequality and standard discretization arguments show that

$$(1.16) \quad d_{\max}(\phi) \leq d_{\text{set}}(\phi).$$

Therefore the bush argument shows $d_{\text{set}}(\phi) = 2$. The example ϕ_{worst} still gives $d_{\text{set}}(\phi_{\text{worst}}) = 2$ and Conjecture 1.8 is the best case, so $\{d_{\text{set}}(\phi) : \phi\} \subset [2, 3]$. We may combine these inequalities between Problems 1, 2, and 3 to write a quantitative “Restriction \implies Kakeya maximal \implies Kakeya set” statement:

$$(1.17) \quad \frac{6-p(\phi)}{p(\phi)-2} \leq d_{\max}(\phi) \leq d_{\text{set}}(\phi).$$

These implications are a straightforward generalization of the implications in the classical case, as can be found in [Wol03]. When $\phi = \phi_{\text{parab}}$, Wang and Wu [WW24] found a stronger replacement for Problem 2 which they call the two-ends Furstenberg conjecture. By combining this geometric input with the refined decoupling theorem, they managed to reverse the first inequality in (1.17), with d_{\max} replaced by their stronger two-ends Furstenberg hypothesis. This gives the current record for Conjecture 1.3:

$$(1.18) \quad p(\phi_{\text{parab}}) \leq 22/7.$$

By (1.17), this implies $d_{\max}(\phi_{\text{parab}}) \geq 5/2$. This bound was originally due to Wolff [Wol95] and is just ϵ -shy of the record for Conjecture 1.6 due to [KZ18] (in combination with [KZ21, Appendix B]). The same philosophy has been applied to Problem 1 for more general ϕ to give estimates that improve on $p(\phi) = 2$ in many cases: find an incidence estimate for wavepackets and exploit cancellation. It is therefore essential to understand the ϕ -curved Kakeya problems. For a nice discussion of the cancellation phenomena that can occur between wavepackets, we refer the reader to a paper by Guth, Iliopoulou, and Hickman [GHI19]. The reader will find there, for example, an explanation of why $p(\phi_{\text{worst}}) \geq 2$, and not only

$$(1.19) \quad p(\phi_{\text{worst}}) \geq \frac{6+2d_{\max}(\phi_{\text{worst}})}{d_{\max}(\phi_{\text{worst}})+1} = 10/3.$$

For the rest of the discussion, we focus our attention on Problems 2 and 3.

²This should not be confused with the more complicated “many-bush argument” in [Bou91a] which gives the bound $d_{\max}(\phi_{\text{parab}}) \geq 2 + 1/3$.

1.3. Partial Classification of Phase Functions. To begin to answer Problem 2 or 3, one should first pick out the phase functions giving the conjecturally best and worst bounds. This makes sense for both problems, so we write $d(\phi)$ for either $d_{\max}(\phi)$ or $d_{\text{set}}(\phi)$, and distinguish between the two only when necessary. We should hope to classify the following buckets of phase functions satisfying Hörmander’s conditions:

- (Best–case) $\mathcal{B}_{\text{best}} = \{\phi : d(\phi) \geq d(\phi_{\text{parab}})\}$
- (Worst–case) $\mathcal{B}_{\text{worst}} = \{\phi : d(\phi) = 2\}$
- (Intermediate–case) $\mathcal{B}_{\text{int}} = \{\phi : 2 < d(\phi) < d(\phi_{\text{parab}})\}$.

1.3.1. *Best–case phase functions.* The authors in [GWZ24] conjectured that

$$(1.20) \quad \mathcal{B}_{\text{best}} = \mathcal{B}'_{\text{best}} := \{\phi : \phi \text{ satisfies Bourgain’s condition}\}.$$

Definition 1.9 (Bourgain’s Condition). *For each $\mathbf{x} \in B^2$, let $V(\mathbf{x}, \xi)$ be the Gauss map of the parameterized surface $\Sigma_{\mathbf{x}}$. Then ϕ satisfies Bourgain’s condition if*

$$(1.21) \quad (\nabla_{\mathbf{x}} \cdot V)^2 \nabla_{\xi}^2 \phi = \lambda(\mathbf{x}, \xi) (\nabla_{\mathbf{x}} \cdot V) \nabla_{\xi}^2 \phi.$$

for a scalar function $\lambda(\mathbf{x}, \xi)$.

When ϕ fails to satisfy Definition 1.9, Bourgain showed that $d_{\max}(\phi) < 3$ (and consequently $p(\phi) > 3$). So if one believes Conjecture 1.6 then

$$(1.22) \quad \mathcal{B}_{\text{best}} \subset \mathcal{B}'_{\text{best}}.$$

It is important to note that these counterexamples *do not* extend to the curved Kakeya set problem. Bourgain gave his generic counterexample by forcing portions of the curves in the Kakeya set to cluster near a low-degree surface [Bou91b]. Stated more precisely, the curves in these Kakeya sets fail the Polynomial Wolff Axioms (at some $\lambda \ll 1$).

Definition 1.10 (Polynomial Wolff Axioms for ϕ). *Fix a phase function ϕ and let $E \geq 2$ be an integer, $\epsilon > 0$ small. Let $L \subset \mathcal{C}(\phi)$, and define the collection of tubes $\mathbb{T} = \{N_{\delta}(\ell) : \ell \in L\}$, where $N_{\delta}(\ell)$ is the δ -neighborhood of ℓ . We say L satisfies the polynomial Wolff axioms if for every integer $E \geq 1$, there is a constant $C = C(E) > 0$ so that*

$$(1.23) \quad \#\{T \in \mathbb{T} : |T \cap S| \geq \lambda|T|\} \leq C|S|\delta^{-2}\lambda^{-3},$$

whenever S is a semialgebraic set of complexity at most E .

We say that $\mathcal{C}(\phi)$ satisfies the polynomial Wolff axioms if every δ -direction separated collection of curves satisfies Definition 1.10.

As major progress toward the opposite inclusion in (1.22), the authors in [GWZ24] proved that $\mathcal{C}(\phi)$ satisfies the polynomial Wolff axioms for any ϕ satisfying Bourgain’s condition. In fact, they proved a multi-scale version which led to strong estimates for Problem 1 in high dimensions. By combining the Polynomial Wolff axioms for phase functions satisfying Bourgain’s condition with a polynomial method argument due to Guth [Gut16] (and mentioned at the end of [HRZ22] for the Kakeya problem), one gets³

$$(1.24) \quad d_{\max}(\phi) \geq 2 + 1/3.$$

One should hope to at least obtain $d_{\max}(\phi) \geq 5/2$ if one believes that Bourgain’s condition describes the best-case phase functions. This would be true if the curves in $\mathcal{C}(\phi)$ could be transformed to a family of straight lines while preserving the “direction” parameter. In all examples studied so-far this has been the case:

³For more details on this argument, see the comment in [DGGZ24, pg. 11].

- ϕ_{parab} , the phase function corresponding to the restriction problem.
- The phase functions defining the reduced Carleson-Sjölin operators for manifolds of constant sectional curvature. The geometries are Euclidean (zero-curvature), spherical (positive-curvature), or hyperbolic (negative-curvature). Another name for the reduced Carleson-Sjölin operator in the Euclidean case is the reduced Bochner-Riesz operator. The characteristic curves for these operators are the geodesics on the manifold. These manifolds are all projectively flat, so their geodesics can be turned into straight lines. We refer the reader to [DGGZ24] for much more discussion about these operators.

The author and Terence Tao found a new characterization of Bourgain’s condition, which will appear in upcoming work. As a consequence of that work, there is a phase function satisfying Bourgain’s condition whose family of curves cannot be transformed to a family of lines.

Example 1.11 (The “tan”-example (in upcoming work)). *The phase function*

$$(1.25) \quad \phi_{\text{tan}}(x, t, \xi) = \log(\sec(t\xi_1 + x_1)) + \frac{1}{2}t^2\xi_2^2 + x_2\xi_2$$

satisfies Bourgain’s condition, but $\mathcal{C}(\phi_{\text{tan}})$ cannot be transformed to a family of lines. Related to this, it does not appear that Wolff’s hairbrush argument can be easily adapted to this family of curves.

In fact, this is the “generic” behavior in the Bourgain condition class.

Remark 1.12. *The authors Gao, Liu, and Xi [GLX25] recently noted that the curves from translation-invariant phase functions satisfying Bourgain’s condition can be transformed into lines. Example 1.11 shows that this phenomenon does not hold generally in the Bourgain condition class.*

We now discuss the progress on the classification of the worst-case.

1.3.2. *Worst-case phase functions.* The key example of a phase function in $\mathcal{B}_{\text{worst}}$ is Bourgain’s worst-case example

$$(1.26) \quad \phi_{\text{worst}}(\mathbf{x}, \xi) = \langle x, \xi \rangle + \frac{1}{2} \left\langle \begin{pmatrix} 0 & t \\ t & t^2 \end{pmatrix} \xi, \xi \right\rangle,$$

where $\mathbf{x} = (x, t)$. The curves in $\mathcal{C}(\phi_{\text{worst}})$ are parameterized by

$$(1.27) \quad \ell_{\xi, v}(t) = (v_1 - t\xi_2, v_2 - t\xi_1 - t^2\xi_2).$$

By choosing $v(\xi) = (\xi_1, 0)$, the ϕ_{worst} -curved Kakeya set $K = \bigcup_{\xi} \ell_{\xi, v(\xi)}$ is contained in the hyperbolic paraboloid $y = -xz$. Minicozzi and Sogge later constructed a 2-dimensional compression example when the curves are geodesics on a 3-dimensional Riemannian manifold, and consequently showed that the Carleson-Sjölin operator for that manifold fails to be bounded beyond a trivial range [MS97]. We only know how to build 2-dimensional Kakeya sets by squeezing them into a surface; to the author’s knowledge there are no other methods to obtain a 2-dimensional Kakeya set of curves. Given this, it is reasonable to conjecture that

$$(1.28) \quad \mathcal{B}_{\text{worst}} = \{\phi : (\mathcal{C}(\phi) \text{ cannot cluster in a surface})\} =: \mathcal{B}'_{\text{worst}}.$$

Chen, et.al. almost resolve this conjecture for the translation-invariant phase functions [CGG⁺24]. Suppose that ϕ is translation-invariant, in the sense of the following definition.

Definition 1.13 (Translation-invariant Phase Function). *A phase function $\phi(\mathbf{x}, \xi)$ is translation invariant if there exists a function $\psi(t, \xi)$ such that*

$$(1.29) \quad \phi(\mathbf{x}, \xi) = \langle x, \xi \rangle + \psi(t, \xi).$$

Suppose further that ϕ is analytic and satisfies the Kakeya non-compression hypothesis:

Definition 1.14 ([CGG⁺24, Definition 2.2]). *Let $Z(\phi) \subset \mathbb{R}^2$ be the set of ξ such that there exist scalars λ_{ij} such that*

$$(1.30) \quad \det \nabla_{\xi}^2 \phi(0, t, \xi) = \lambda_{11} \partial_{\xi_1}^2 \phi(0, t, \xi) + \lambda_{12} \partial_{\xi_1} \partial_{\xi_2} \phi(0, t, \xi) + \lambda_{22} \partial_{\xi_2}^2 \phi(0, t, \xi)$$

for all t . We say that the Kakeya non-compression hypothesis holds if $|Z| = 0$.

Then

$$(1.31) \quad d_{\max}(\phi) > 2.$$

The Kakeya non-compression hypothesis guarantees that the curves $\mathcal{C}(\phi)$ cannot cluster into a surface, although it is not clear to the author whether this is the minimal condition. Some subtleties arise from the “log” example in [CGG⁺24, Example 3.1], for instance. We finally discuss the intermediate case, where our main result will sit.

1.3.3. *Intermediate-case phase functions.* Given the conjectures in the best and worst cases, the conjectured intermediate case is

$$(1.32)$$

$$(1.33) \quad \mathcal{B}'_{\text{int}} = \mathcal{B}'_{\text{int}} := (\mathcal{B}'_{\text{best}} \sqcup \mathcal{B}'_{\text{worst}})^c \\ = \{\phi : (\phi \text{ fails Bourgain's condition}) \wedge (\mathcal{C}(\phi) \text{ cannot cluster in a surface})\}.$$

This is the largest of the three collections, and it contains the phase functions whose curves fail the Polynomial Wolff axioms at an intermediate scale $\delta \ll \lambda \ll 1$, but satisfy them at $\lambda = 1$. Since $\mathcal{B}'_{\text{int}}$ is so large, it makes sense to stratify it further to give quantitative results. We briefly describe a program along these lines started in [DGGZ24].

Contact order condition in [DGGZ24]:

In order to quantify the failure of the Polynomial Wolff Axioms at scales $\lambda \ll 1$, Guo et al. introduced the contact order $\leq k$ condition for a phase function.

Definition 1.15 (Contact order $\leq k$ [DGGZ24, pg. 14-15]). *Let $X_0(t)$ be the unique solution to*

$$(1.34) \quad \nabla_{\xi} \phi(X_0(t) + x_0, t + t_0, \xi_0) = \nabla_{\xi} \phi(x_0, t_0, \xi_0).$$

Define

$$(1.35) \quad \phi_0(x, t, \xi) = \phi(x + x_0, t + t_0, \xi + \xi_0) - \phi(x_0, t_0, \xi + \xi_0),$$

$$(1.36) \quad D_{ij} = \partial_{\xi_i} \partial_{\xi_j} \phi_0(X_0(t), t, 0),$$

$$(1.37) \quad \mathfrak{D}(t) = \det \begin{pmatrix} D_{11}(t) & D_{12}(t) \\ D_{21}(t) & D_{22}(t) \end{pmatrix}.$$

Take an integer $k \geq 4$. We say ϕ has contact order $\leq k$ at (x_0, t_0, ξ_0) if the matrix

$$(1.38) \quad \begin{pmatrix} \mathfrak{D}'(0) & \cdots & \mathfrak{D}^{(k)}(0) \\ D'_{11}(0) & \cdots & D_{11}^{(k)}(0) \\ D'_{12}(0) & \cdots & D_{12}^{(k)}(0) \\ D'_{22}(0) & \cdots & D_{22}^{(k)}(0) \end{pmatrix}$$

has rank 4.

Under the assumption of contact order $\leq k$, some quantitatively weaker polynomial Wolff axioms hold for $\mathcal{C}(\phi)$. The authors in [DGGZ24] combined this with the polynomial method argument of Guth [Gut16] to give estimates for Problem 1 quantitatively better than the worst-case.⁴ The weaker polynomial Wolff axioms can be plugged into the polynomial method argument of Guth to give estimates for Problem 2 strictly worse than dimension $2 + 1/3$. Precisely, if ϕ has contact order $\leq k$, then

$$(1.39) \quad d_{\max}(\phi) \geq 2 + \epsilon_k,$$

where $\epsilon_k \rightarrow 0$ as $k \rightarrow 0$, and $0 < \epsilon_k < 1/3$. By simply plugging [DGGZ24, Theorem 2.4] into (1.17), one can take $\epsilon_k = \frac{1}{4k-3}$, although this almost certainly performs worse than running through the polynomial method argument directly.

Figure 2 is a taxonomy of the best, worst, and intermediate case ϕ -curved Kakeya problems discussed above.

1.4. Main Result on ϕ -curved Kakeya. In all of the classes discussed above, with the exception of those ϕ for which $\mathcal{C}(\phi)$ can be transformed to a family of straight lines, the best known Kakeya bound is $d_{\max}(\phi) \geq 2 + 1/3$. Even when simplifying to the Kakeya set problem, those arguments still only give $d_{\text{set}}(\phi) \geq 2 + 1/3$. These were all obtained through the polynomial partitioning method. By combining new incidence geometry tools with an old argument of Wolff [Wol95], we manage to break the $2 + 1/3$ threshold for Kakeya sets built from genuinely curved families:

Theorem 1 (Main Theorem on ϕ -curved Kakeya). *Let $\phi = \langle x, \xi \rangle + \psi(t, \xi)$ be a translation-invariant negatively curved phase function placed in normal form at the origin. Define*

$$(1.40) \quad B = \partial_t^2 \nabla_\xi^2 \psi(0, 0),$$

$$(1.41) \quad C = \partial_t^2 \nabla_\xi^2 \psi(0, 0).$$

Suppose that the matrices B and C satisfy

$$(1.42) \quad |B_{12}(B_{22} - B_{11}) + C_{12}| > \frac{1}{2} |(B_{22} + B_{11})(B_{22} - B_{11}) + C_{11} + C_{22}|.$$

Then

$$(1.43) \quad d_{\text{set}}(\phi) \geq \frac{13 - \sqrt{13}}{4} \geq 2.348.$$

In fact the following stronger discretized statement holds. For all $\epsilon > 0$ there is an $M = M(\epsilon)$ and $\delta_0 = \delta_0(\epsilon)$ so that the following holds for all $\delta \in (0, \delta_0]$. Let $L \subset C(\phi)$ be a δ -direction separated collection of curves. Let $E \subset \mathbb{R}^3$ be a union of δ -cubes and suppose that $|\ell \cap E| \geq \lambda$ for each $\ell \in L$. Then

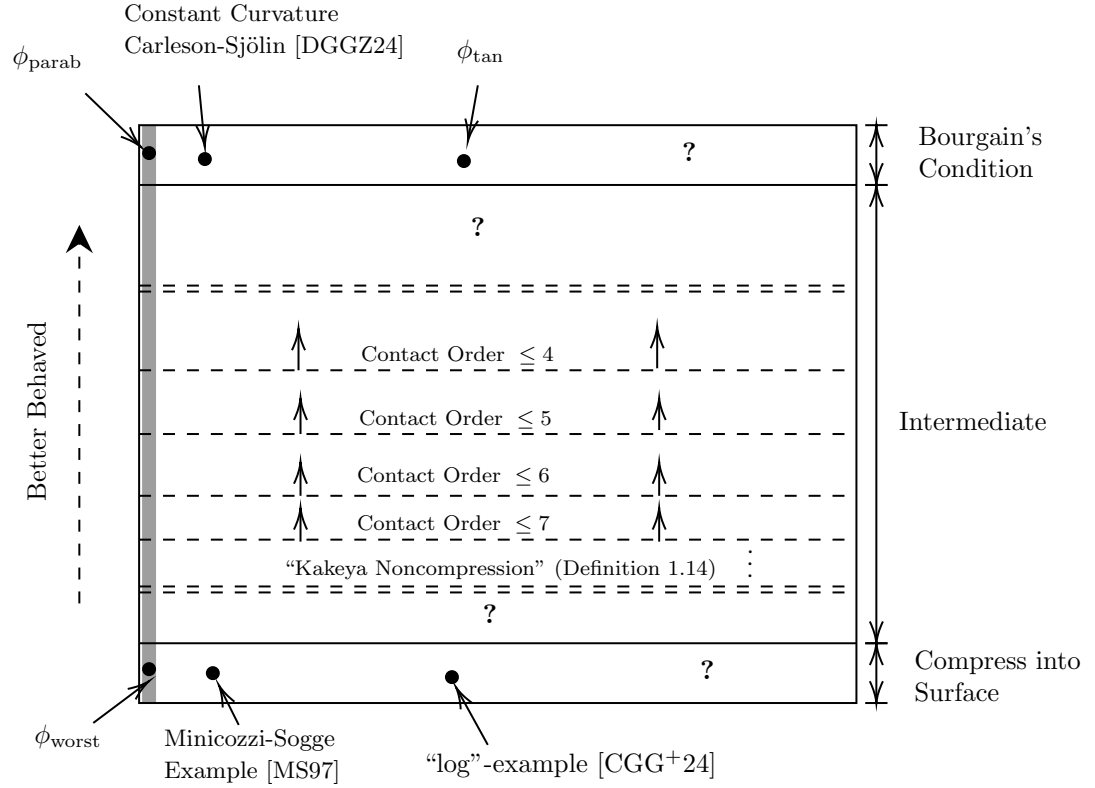
$$(1.44) \quad |E| \gtrsim \delta^\epsilon \lambda^M \delta^{\frac{a+1}{2}} (\delta^2 \#L)^{3/4},$$

where $a = (\sqrt{13} - 3)/2 \approx 0.303$ is the positive root of $a^2 + 3a - 1$.

Notice that the hypothesis on ϕ in Theorem 1 is stable under translation-invariant perturbations. Since Theorem 1 holds in the intermediate case, and performs considerably better than the polynomial partitioning method there, it is reasonable to ask whether one can find a ϕ satisfying

$$(1.45) \quad d_{\max}(\phi) < 2.348 \leq d_{\text{set}}(\phi).$$

⁴They studied positively-curved phase functions, where the worst-case is $p(\phi) = 10/3$, instead of $p(\phi) = 4$.



Model Case: $\phi = \langle x, \xi \rangle + \frac{1}{2} \langle A(t)\xi, \xi \rangle$

FIGURE 2. Taxonomy of phase functions based on the strength of polynomial Wolff axioms. From bottom to top, the available polynomial Wolff axioms tend to get stronger, and the counterexamples to Problems 1 and 2 tend to get weaker. This is what is meant by “Better Behaved.” The gray strip on the left is a cross section in a special model case. The dimensions $d_{\text{set}}(\phi)$ and $d_{\text{max}}(\phi)$ jumping “out of the page” for this cross section are in Figure 3, which is discussed in Subsection 1.5. From left to right, one should think of the examples as becoming more “complicated.” At the bottom level, we have the phase functions giving rise to Kakeya sets that lie in a surface, such as ϕ_{worst} [Bou91b], the Minicozzi-Sogge example [MS97], and the “log”-example [CGG⁺24]. The breadth of examples at this level are not yet totally understood. The “Kakeya noncompression” level guarantees that a Kakeya set cannot compress into a surface, but it is preceded by “?” since it is not clear that this is the minimal condition. Above this is the hierarchy of contact orders from [DGGZ24]. Above this is another “?” since Contact order $\leq k$ for $k < 4$ is not defined. In Subsection 1.5 we will see that our main result lies in this region, at least in the model case. At the top is Bourgain’s condition, which includes ϕ_{parab} and constant curvature reduced Carleson-Sjölin. It also includes ϕ_{tan} , among other new examples which are less understood. The main progress at this top level is from [GWZ24].

So far a separation in $d_{\max}(\phi)$ and $d_{\text{set}}(\phi)$ has not yet been observed, and we think an example like this would be quite interesting. It is conjectured that in the best case $d_{\max}(\phi) = d_{\text{set}}(\phi)$, and of course in the worst case equality holds too. As we will see in a calculation in the next subsection, one would need to go beyond certain obvious examples in the intermediate case in order to show (1.45).

1.5. The Model Case ϕ_A . We restrict to a model class of phase functions to better understand toy versions of $\mathcal{B}'_{\text{best}}$, $\mathcal{B}'_{\text{int}}$, $\mathcal{B}'_{\text{worst}}$, and Theorem 1.

Definition 1.16 (Model Phase Functions). *Fix a large degree D and consider the matrix-valued function*

$$(1.46) \quad A(t) = tA_1 + \cdots + t^D A_D,$$

where the A_i are symmetric 2×2 matrices, and $\det A_1 \neq 0$. Define the phase function

$$(1.47) \quad \phi_A(\mathbf{x}, \xi) = \langle x, \xi \rangle + \frac{1}{2} \langle A(t)\xi, \xi \rangle.$$

The curves in $\mathcal{C}(\phi_A)$ are parameterized by

$$(1.48) \quad \ell_{\xi, v}(t) = (v - A(t)\xi, t).$$

The Kakeya compression examples for ϕ_A are easier to understand than in the general case.

Definition 1.17 (Compression of A). *The compression $m(A)$ of A at the origin is the greatest integer m such that there exists a 2×2 matrix Ω with*

$$(1.49) \quad \det(\Omega - A(t)) = O(|t|^{m+1}).$$

If there is no greatest integer, set $m(A) = \infty$.

We have the following Kakeya compression phenomenon.

Proposition 1.18. *We have*

$$(1.50) \quad d_{\max}(\phi_A) \leq 2 + \frac{1}{m(A)}.$$

Proof. First consider $m = m(A) < \infty$. Define the map $X_t(\xi) = v(\xi) - A(t)\xi$, where $\nabla_{\xi} v(\xi) = \Omega$. Then $\det \nabla_{\xi} X_t(\xi) = O(|t|^{m+1})$. So for $|t| \leq \delta^{\frac{1}{m+1}}$, the δ -neighborhood of the set $\{X_t(\xi) : |\xi| \leq 1\}$ has area $\lesssim \delta$. The union of these slices over $|t| \leq \delta^{\frac{1}{m+1}}$ has volume $\delta^{1+\frac{1}{m+1}}$. Writing E for this union, we have $|\ell_{\xi, v(\xi)} \cap E| \gtrsim \delta^{\frac{1}{m+1}}$ for each ξ . By plugging E into (1.12), we find $d_{\max}(\phi) \leq 2 + \frac{1}{m}$. The case when $m(A) = \infty$ is straightforward: $\det \nabla_{\xi} X_t(\xi) = 0$ shows that $\{X_t(\xi) : |\xi| \leq 1\}$ is contained in a curve, so the union over t is contained in a surface. \square

Remark 1.19. *Wisewell observed the above phenomenon in the special case $A(t) = tA + t^2B$. In that case, $m(A) \in \{1, 2, 3, \infty\}$, and Wisewell classified the functions $A(t)$ according to each value of $m(A)$ [Wis05].*

There is enough freedom in the choice of Ω to always get $m(A) \geq 1$. If $m(A) = 1$, an easy calculation shows that A_2 is a multiple of A_1 . To make the condition $m(A) = 1$ robust, it makes sense to further require $m(A_{t_0}) = 1$, where $A_{t_0}(t) = A(t + t_0) - A(t_0)$ and t_0 is in a small neighborhood of 0. In this case, A_i is a multiple of A_1 for each $i \geq 2$. That is, ϕ_A is equivalent to ϕ_{parab} or ϕ_{hyp} up to a change of variables in t (and $\mathcal{C}(\phi_{\text{parab}})$ and $\mathcal{C}(\phi_{\text{hyp}})$ are equivalent up to a change of variables at the level of the family of curves). The hypothesis of Theorem 1 is closely related to the quantity $m(A)$.

Proposition 1.20. *If ϕ_A satisfies the hypothesis of Theorem 1 then $m(A) = 2$.*

We leave the proof of Proposition 1.20 to Appendix B. We now compare Definitions 1.15 and 1.17. Suppose that $k \geq 4$ and assume ϕ_A has contact order $\leq k$. Then it is clear that $m(A) \leq k - 1$. The other direction can fail, however. If ϕ_A fails to have contact order $\leq k$, the matrix (1.38) has rank < 4 . A direct calculation shows $\mathfrak{D}'(0) = \frac{d}{dt} \det A(t) |_{t=0} \neq 0$, so the first row is a linear combination of the last 3 and

$$(1.51) \quad \det A(t) + \lambda_{11}A_{11}(t) + \lambda_{12}A_{12}(t) + \lambda_{22}A_{22}(t) = O(|t|^{k+1}),$$

for some $\lambda_{11}, \lambda_{12}, \lambda_{22} \in \mathbb{R}$. However these lead to a choice of *real* matrix Ω satisfying (1.49) only when

$$(1.52) \quad \lambda_{12}^2 - 4\lambda_{11}\lambda_{22} \geq 0.$$

Defining $m^*(A)$ to be the largest integer m such that (1.51) holds without imposing the constraint (1.52), we do get the reverse implication (but now lose the forward implication). We always have $m(A) \leq m^*(A)$. We visualize how Theorem 1 compares to both positive and negative results in Figure 3.

1.6. Sketch of the proof of Theorem 1. We give a sketch of the proof of Theorem 1 by tracking the example ϕ_A . There are two main ingredients.

- (1) Wolff's classical hairbrush argument lets us extract a hairbrush configuration $H \subset L$ to study.
- (2) A new incidence estimate for 3-parameter families of curves, Theorem 2 below, lets us estimate the union of curves in H .

For the sketch, we consider the special case $\lambda = 1$ and $\#L = \delta^{-2}$. Write \mathbb{T} for the collection of δ -neighborhoods of curves in L . We can locate a multiplicity μ between tubes in \mathbb{T} . By double counting,

$$(1.53) \quad \left| \bigcup_{T \in \mathbb{T}} T \right| \gtrsim 1/\mu.$$

We also need an estimate which gets better with large μ . Since the average multiplicity is μ , there is a large subset of tubes $\mathbb{T}' \subset \mathbb{T}$ which are incident to $\mu\delta^{-1}$ many other tubes. Take one of these tubes $T_0 \subset \mathbb{T}$, and for the sketch assume that the tubes in the hairbrush \mathbb{H} around T_0 make an angle ~ 1 with T_0 . If, for instance, T_0 is the tubes with center curve $\ell_{0,0}$, then the center curves in \mathbb{H} are parameterized like

$$(1.54) \quad \ell_{\xi,\theta}(t) = ((A(t) - A(\theta))\xi, t).$$

The parameter θ is the height at which the curve hits $\ell_{0,0}$, and ξ is the curve's direction. Unfortunately Wolff's original argument to bound $\bigcup_{T \in \mathbb{H}} T$ does not work. This was first observed by Wisewell in the special case of quadratic phase functions:

Observation 1 (Wisewell [Wis05, Proposition 14]). *Even in the special case of $A(t) = tA + t^2B$, Wolff's hairbrush argument works only when B is a multiple of A . Equivalently, $\mathcal{C}(\phi_A)$ consists of lines up to a change of variables.*

The problem is that Wolff's argument uses the rare property that the curves in a hairbrush can be organized into essentially disjoint surfaces. We instead can only rely on a property

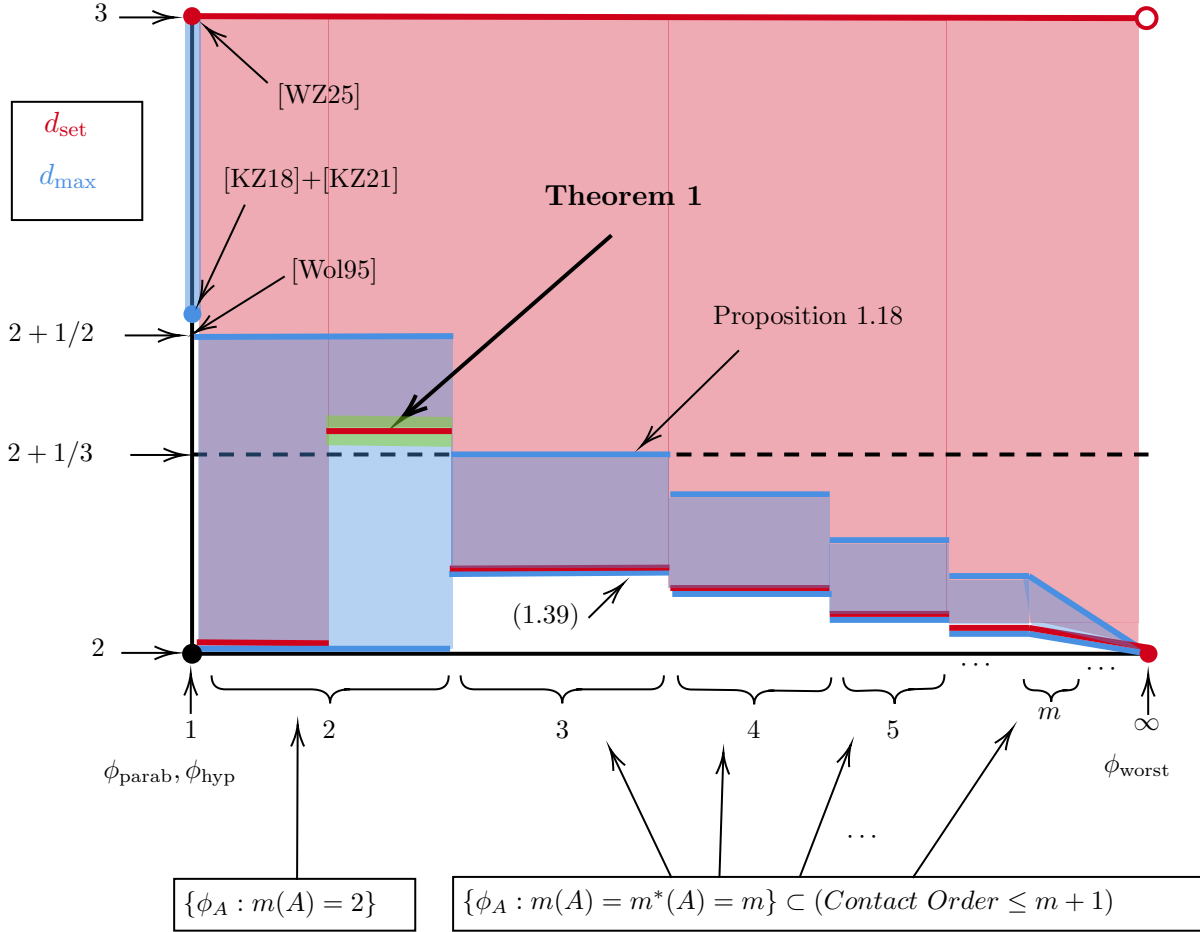


FIGURE 3. Plot of the ranges of $d_{\max}(\phi_A)$ (blue) and d_{set} (red), depending on the level of compression (measured by $m(A)$ and $m^*(A)$). The “1”-endpoint contains those phases with robust compression 1, as explained after Remark 1.19. This is classical Kakeya. The “2”-bracket is $\{\phi_A : m(A) = 2\}$, where Theorem 1 applies (highlighted in green). This region corresponds to the gray strip in the “?”-region between contact order ≤ 4 and the Bourgain condition in Figure 2. For $m \geq 3$, the “ m ”-bracket is $\{\phi_A : m(A) = m^*(A) = m\}$ (where $m^*(A) = m$ is required for contact order to apply). The positive results here are (1.39), based on [DGGZ24]. At the very right is the “ ∞ ”-endpoint, containing the examples $\{\phi_A : m(A) = \infty\}$. The trivial bounds are sharp here. The upper bound on d_{\max} is Proposition 1.18.

of curves which is stable under perturbations. These are Conditions 2 and 3 below, leading to Theorem 2. When ϕ satisfying the hypothesis of Theorem 1, Theorem 2 says

$$(1.55) \quad \left| \bigcup_{T \in \mathbb{H}} T \right| \gtrsim \delta^a (\delta^2 \#\mathbb{H}) \geq \delta^{a+1} \mu,$$

where $a \approx 0.303$. By averaging the bounds (1.53) and (1.55), we find

$$(1.56) \quad \left| \bigcup_{T \in \mathbb{T}} T \right| \gtrsim \delta^{(a+1)/2},$$

corresponding to dimension $3 - (a + 1)/2 \approx 2.348$.

We lied at various points in this sketch. First, we cannot assume $\lambda = 1$. To handle this, we will use the two-ends reduction which introduces an isotropic rescaling of the tubes (Section 7). We also cannot assume the typical hairbrush angle is ~ 1 . To handle this, we need a radial rescaling of a hairbrush (Section 7), and the bush argument to estimate the union of narrow hairbrushes. These technicalities require the Conditions for Theorem 2 to be fairly flexible.

1.7. 3-parameter families of curves. In this subsection, we define general 3-parameter families of curves in \mathbb{R}^3 .

Definition 1.21 (3-parameter family of curves). *Let $X(\mathbf{p}, t) : B_2^3 \times B_2^1 \rightarrow \mathbb{R}^2$ be a smooth map which we call the defining function. The point $\mathbf{p} \in B_2^3$ determines the curve segment $\ell_{\mathbf{p}}$ with parameterization*

$$(1.57) \quad \ell_{\mathbf{p}}(t) = (X(\mathbf{p}, t), t)$$

and $t \in B_2^1$. Write $\mathcal{C}(X)$ for the 3-parameter family of these curves.

The geometry of curves intersecting a fixed curve will play a central role in our arguments. This leads to the definition of *spread curves*.

Definition 1.22 (Spread curves). *Write $\mathbf{p} = (p, \theta)$ and define the curves $\omega_{\mathbf{p}, t}(\theta') = \partial_t X(\hat{p}_{\mathbf{p}, t}, \theta', t)$, where $\hat{p}_{\mathbf{p}, t}$ solves*

$$(1.58) \quad X(\hat{p}_{\mathbf{p}, t}(\theta), \theta', t) = X(\mathbf{p}, t)$$

near θ .

Without some mild assumptions, it is not guaranteed that these exist. We will describe some more structural properties below as well, and we will collect all the mild assumptions needed to guarantee that they exist at the end. Next we can formalize whether the curves through a point spread into a plane or a cone (with quantified curvature). The next two conditions use the spread curves to do this.

Condition 1 (Planiness).

- (Planey at a point): The map X is planey at (\mathbf{p}, t) if

$$(1.59) \quad \det(\dot{\omega}_{\mathbf{p}, t}(\theta), \ddot{\omega}_{\mathbf{p}, t}(\theta)) = 0.$$

- (Planey): The map X is planey if it is planey at each point $(\mathbf{p}, t) \in B_2^3 \times B_2^1$.

Condition 2 (\mathbf{c} -coney).

- (\mathbf{c} -coney at a point): The map X is \mathbf{c} -coney at (\mathbf{p}, t) if

$$(1.60) \quad |\det(\dot{\omega}_{\mathbf{p}, t}(\theta), \ddot{\omega}_{\mathbf{p}, t}(\theta))| \geq \mathbf{c}.$$

- (\mathbf{c} -coney): The map X is \mathbf{c} -coney if it is \mathbf{c} -coney at each point $(\mathbf{p}, t) \in B_2^3 \times B_2^1$.

If X is $\Omega(1)$ -cone, then it is $\Omega(1)$ -cone under small perturbations of X . We therefore say $\Omega(1)$ -coniness is a *stable* property.

The family $\mathcal{C}(X)$ enjoys an explicit graininess property. Fix $\ell_{\mathbf{p}} \in \mathcal{C}(X)$, a scale $\delta > 0$, and $\rho \in [\delta, \delta^{1/2}]$. Then the union of curves passing through $\ell_{\mathbf{p}}$ at angle $\sim r$ inside $N_{\rho}(\ell_{\mathbf{p}})$

$$(1.61) \quad N_{\rho}(\ell_{\mathbf{p}}) \cap \bigcup_{\angle(\ell', \ell_{\mathbf{p}}) \sim r} \ell',$$

is contained in a $\delta \times \rho \times 1$ (possibly twisted) grain. The ρ -direction of the grain is determined by

$$(1.62) \quad \gamma_{\mathbf{p}}(t) := \dot{\omega}_{\mathbf{p}, t}(\theta).$$

When X is planey ρ can be taken larger, so the grain becomes wider. When X is cone, ρ cannot be taken too large. We will find that the ρ -direction of nearby grains are almost the same. We can therefore describe the grains in $N_{\rho}(\ell)$ by the following grain projection map.

Definition 1.23 (Grain Projection). *Fix $\mathbf{p} \in B_2^3$ and define the grain projection $\pi_{\mathbf{p}} : N_{\rho}(\ell_{\mathbf{p}}) \rightarrow N_{\rho}(B_2^1)$ by*

$$(1.63) \quad \pi_{\mathbf{p}}(x, t) = (t, (x - X(\mathbf{p}, t)) \cdot \gamma_{\mathbf{p}}(t)^{\perp}).$$

The grain through $\ell_{\mathbf{p}}$ which was described above is $\pi_{\mathbf{p}}^{-1}(N_{\delta}(B_2^1))$. The map $\pi_{\mathbf{p}}$ “projects out” the common grain directions. Definition 1.23 is a generalization of the *twisted projections* for SL_2 -lines in [KWZ23]. The authors in [KWZ23] needed control over the overlap of nearby grains. Equivalently, they needed control over the grain projections of curves in $N_{\rho}(\ell_{\mathbf{p}})$. Below we define the family of plane curves in our general setting.

Definition 1.24. *Define the family of plane curves*

$$(1.64) \quad \mathcal{F}(\mathbf{p}, X) = \{\pi_{\mathbf{p}}(\ell_{\mathbf{p}'}) : \mathbf{p}' \in B(\mathbf{p}, \rho)\}.$$

As long as $\rho \leq \delta^{1/2}$ (which we will always assume), Taylor’s theorem says $\mathcal{F}(\mathbf{p}, X)$ can be taken to be

$$(1.65) \quad \{\text{Graph}(h_{\mathbf{p}}(\mathbf{p}', \cdot)) : \mathbf{p}' \in B(\mathbf{p}, \rho)\}$$

up to error δ , where

$$(1.66) \quad h_{\mathbf{p}}(\mathbf{p}', \cdot) = \langle \nabla_{\mathbf{p}} X(\mathbf{p}, t)(\mathbf{p}' - \mathbf{p}), \gamma_{\mathbf{p}}(t)^{\perp} \rangle.$$

As long as $\mathcal{F}(\mathbf{p}, X)$ avoids 2nd-order tangency in the sense of [Zah25, Definition 1.8], then the planar maximal function estimate [Zah25, Theorem 1.9] holds. To quantify avoiding 2nd-order tangency, we introduce the *tangency matrix*:

Definition 1.25. *Define the map*

$$(1.67) \quad F_{\mathbf{p}, t}(\mathbf{p}') = (h_{\mathbf{p}}(\mathbf{p}', t), \partial_t h_{\mathbf{p}}(\mathbf{p}', t), \partial_t^2 h_{\mathbf{p}}(\mathbf{p}', t)),$$

as in [Zah25, Definition 1.1]. This is given by $M_{\mathbf{p}}(t) \cdot (\mathbf{p}' - \mathbf{p})$, where $M_{\mathbf{p}, t}$ is the tangency matrix

$$(1.68) \quad M_{\mathbf{p}}(t) = \begin{pmatrix} \nabla_{\mathbf{p}} X(\mathbf{p}, t)^T \gamma_{\mathbf{p}}(t)^{\perp} \\ \partial_t [\nabla_{\mathbf{p}} X(\mathbf{p}, t)^T \gamma_{\mathbf{p}}(t)^{\perp}] \\ \partial_t^2 [\nabla_{\mathbf{p}} X(\mathbf{p}, t)^T \gamma_{\mathbf{p}}(t)^{\perp}] \end{pmatrix}.$$

We may now state the τ -twisty property of X :

Condition 3 (τ -twisty property).

- (τ -twisty at a point): The map X is τ -twisty at (\mathbf{p}, t) if

$$(1.69) \quad |\det M_{\mathbf{p}}(t)| \geq \tau.$$

- (τ -twisty): The map X is τ -twisty if it is τ -twisty at every point $(\mathbf{p}, t) \in B_2^3 \times B_2^1$.

When X is $\Omega(1)$ -twisty, then small perturbations of X are also $\Omega(1)$ -twisty. So $\Omega(1)$ -twistiness is a stable property. It is also meaningful to ask what happens when the 3×3 matrix $M_{\mathbf{p}}(t)$ has rank 1 or 2. In the former case, we say X is 1-flat at (\mathbf{p}, t) , and in the latter we say X is 2-flat at (\mathbf{p}, t) . When these properties hold for all (\mathbf{p}, t) , we say X is 1-flat and 2-flat respectively. Considering $\pi_{\mathbf{p}}$ as a map from space curves to plane curves:

- Twistiness says the projections are injective.
- 1-flat says the image of the curves is a 1-parameter family (and the preimages lie in a 2-parameter family).
- 2-flat says the image of curves is a 2-parameter family (and the preimages lie in a 1-parameter family).

Below is a collection of the mild nondegeneracy conditions needed to make all of the conditions above effective.

Condition 4 (Basic Conditions). *We say X satisfies the basic conditions if there exists a sequence of constants $(C_i)_{i=0}^{\infty}$ with $C_0 = C_1 = C_2$ so that the following holds. For all $(\mathbf{p} = (p, \theta), t) \in B_2^3 \times B_2^1$,*

(1) (Nondegeneracy) *The entries of $\nabla_{\mathbf{p}}X$ and $(\partial_{p_i, p_j}X)_{1 \leq i, j \leq 2}$ are $\leq C$ and*

$$(1.70) \quad |\det \nabla_p X(\mathbf{p}, t)| \geq C^{-1}.$$

(2) (Angle faithfulness)

$$(1.71) \quad C^{-1} \leq |\gamma_{\mathbf{p}}(t)| \leq C.$$

(3) (Relevant to coniness)

$$(1.72) \quad |\partial_t^i X(\mathbf{p}, t)| \leq C_i.$$

(1.73) $|\ddot{\omega}_{\mathbf{p}, t}(\theta)|, |\ddot{\omega}_{\mathbf{p}, t}(\theta)| \leq C.$

(4) (Relevant to twistiness) *For each $i \geq 0$,*

$$(1.74) \quad |\partial_t^i [\nabla_{\mathbf{p}} X(\mathbf{p}, t)^T \gamma_{\mathbf{p}}(t)^{\perp}]| \leq C_i.$$

Remark 1.26. *If one does not care how the constants C_i depend on X , then by compactness it is enough to check*

- (1) $\det \nabla_p X \neq 0$ and
- (2) $\gamma_{\mathbf{p}}(t) \neq 0$.

However in our application to Theorem 1, the more precise control is crucial.

Below we check the conditions we developed on a few familiar examples.

Example 1.27 (Straight hairbrush is planey and 1-flat). *The curves in the classical hairbrush may be parameterized by*

$$(1.75) \quad \ell_{\xi, \theta}(t) = ((\theta - t)\xi, t),$$

so the defining map is $X(\xi, \theta, t) = (\theta - t)\xi$. Assume that $1/2 \leq |t - \theta| \leq 1$ and $1/2 \leq |\xi| \leq 1$. The spread-curves are

$$(1.76) \quad \omega_{\xi, \theta, t}(\theta') = \frac{t - \theta}{\theta' - t} \xi.$$

It is straightforward to check that X is planey, as expected. Also $\gamma_{\xi,\theta}(t) = (\theta - t)^{-1}\xi$. This corresponds to the grains around the line in direction $(\xi, 1)$ running parallel to the plane $\text{Span}((\xi, 0), (0, 0, 1))$. It is also straightforward to compute the tangency matrix:

$$(1.77) \quad M_{\xi,\theta}(t) = \begin{pmatrix} \xi^\perp & 0 \\ 0 & 0 \\ 0 & 0 \end{pmatrix},$$

which has rank 1. This corresponds to the fact that lines in a fixed $\delta^{1/2}$ -tube in a hairbrush are organized into parallel planes. Of course, we know this is true globally for a hairbrush of straight lines.

We also check the conditions on the family of SL_2 -lines considered by Katz, Wu, and Zahl.

Example 1.28 (SL_2 -family is planey and $\Omega(1)$ -twisty). Define the SL_2 -family of lines by

$$(1.78) \quad \mathcal{L}_{SL_2} = \{\ell_{a,b,c,d} : ad - bc = 1\},$$

where $\ell_{a,b,c,d} = [(a, b, 0) + \text{span}(c, d, 1)] \cap B_1^3$. Even though \mathcal{L}_{SL_2} is not globally given by a defining function, we can cover it by charts and put a defining function on each chart. After dealing with this technicality, \mathcal{L}_{SL_2} is planey and $\Omega(1)$ -twisty. The family in fact enjoys a stronger form of planiness [KWZ23, Section 1.2.2] and a stronger form of twistiness [KWZ23, Lemma 2.5].

We will prove in Section 7 that phase functions satisfying the conditions of Theorem 1 are coney and twisty. As a very special case:

Example 1.29 (A stable collection of coney and twisty hairbrushes). The family of hairbrush curves

$$(1.79) \quad \ell_{\xi,\theta}(t) = ((t - \theta)A + (t^2 - \theta^2)B, t),$$

with $A = I_-$, B symmetric, and $|B_{12}(B_{22} - B_{11})| > \frac{1}{2}|(B_{11} + B_{22})(B_{22} - B_{11})|$ is $\Omega(1)$ -coney and $\Omega(1)$ -twisty.

1.8. Results on 3-parameter Kakeya. We may finally state our main result for X which is \mathfrak{c} -coney and τ -twisty:

Theorem 2 (Coney-Twisty 3-parameter Kakeya). Suppose that X is \mathfrak{c} -coney, τ -twisty, and satisfies the basic conditions. For all $\epsilon > 0$ there is $M = M(\epsilon)$ and $\delta_0 = \delta_0(\epsilon, C_0, \dots, C_{O_\epsilon(1)})$ so that the following holds for all $\delta \in (0, \delta_0]$. Suppose that $L \subset B_1^3$ satisfies the two-dimensional ball condition

$$(1.80) \quad \#(L \cap B) \leq (r/\delta)^2 \text{ for all } r \in [\delta, 1], \text{ and all balls } B \text{ of radius } r.$$

Let $E \subset \mathbb{R}^3$ be a union of δ -cubes, and suppose $|\ell \cap E| \geq \lambda$ for each $\ell \in L$. Then

$$(1.81) \quad |E| \geq \delta^\epsilon \mathfrak{c}^2 (\tau\lambda)^W \rho^a (\rho^2 \#L),$$

where $a = (\sqrt{13} - 3)/2 \approx 0.303$ is the positive root of $a^2 + 3a - 1$.

Theorem 2 is the input to Theorem 1. Much of the proof follows the arguments in [KWZ23], though we swap in a small generalization of [Zah25, Theorem 1.9] instead of [PYZ24, Theorem 1.7]. Matters are complicated without the planiness condition, and the arguments in [KWZ23] will only work for us when the typical angle between curves is small. To handle the other case, we need the curved 3-linear Kakeya theorem [BG11, Theorem 6].

By a far simpler argument that only uses the coney condition and the 3-linear Kakeya theorem, we get:

Theorem 3 (Coney 3-parameter Kakeya). *Suppose that X is c -coney and satisfies the basic conditions. For all $\epsilon > 0$ there is $\delta_0 = \delta_0(\epsilon, C_0, \dots, C_{O_\epsilon(1)})$ so that the following holds for all $\delta \in (0, \delta_0]$. Suppose that $L \subset B_1^3$ satisfies the two-dimensional ball condition*

$$(1.82) \quad \#(L \cap B) \leq (r/\delta)^2 \text{ for all } r \in [\delta, 1], \text{ and all balls } B \text{ of radius } r.$$

Let $E \subset \mathbb{R}^3$ be a union of δ -cubes, and suppose $|\ell \cap E| \geq \lambda$ for each $\ell \in L$. Then

$$(1.83) \quad |E| \geq \delta^\epsilon c^{3/2} \lambda^2 \delta^{1/2} (\delta^2 \#L).$$

The bound is worse than Theorem 2, but the dependence on λ is much better. We can mildly generalize the argument in [KWZ23] to find a sharp bound under the planey and coney conditions.

Theorem 4 (Planey-Twisty 3-parameter Kakeya (minor generalization of [KWZ23, Theorem 1.2])). *Suppose that X is planey, τ -twisty, and satisfies the basic conditions. For all $\epsilon > 0$ there is $M = M(\epsilon)$ and $\delta_0 = \delta_0(\epsilon, C_0, \dots, C_{O_\epsilon(1)})$ so that the following holds for all $\delta \in (0, \delta_0]$. Suppose that $L \subset B_1^3$ satisfies the two-dimensional ball condition. Let $E \subset \mathbb{R}^3$ be a union of δ -cubes, and suppose $|\ell \cap E| \geq \lambda$ for each $\ell \in L$. Then*

$$(1.84) \quad |E| \geq \delta^\epsilon (\tau \lambda)^M (\delta^2 \#L).$$

The proof of Theorem 3 and an outline of the proof of Theorem 4 are contained in Appendix A.

1.9. Connections to Nonlinear Restricted Projections. By the same discretization argument that Katz, Wu, and Zahl used to convert their sharp SL_2 -Kakeya result ([KWZ23, Theorem 1.2]) to the linear restricted projection result ([KWZ23, Theorem 1.3], originally from [GGG⁺24]), we get non-linear restricted projection results as corollaries of Theorems 2, 3, and 4.

Corollary 1.30 (Corresponding Restricted Projection Theorems). *Let $F_t : \mathbb{R}^3 \rightarrow \mathbb{R}^2$ be a family of maps, and define $X(\mathbf{p}, t) = F_t(\mathbf{p})$. Let A be a Borel subset of \mathbb{R}^3 with $\dim(A) = 2$. Then*

- *If X is $\Omega(1)$ -coney and $\Omega(1)$ -twisty, then*

$$(1.85) \quad \dim F_t(A) \geq 1.697 \text{ for a.e. } t \in [0, 1].$$

- *If X is $\Omega(1)$ -coney, then*

$$(1.86) \quad \dim F_t(A) \geq 1.5 \text{ for a.e. } t \in [0, 1].$$

- *If X is planey and $\Omega(1)$ -twisty, then*

$$(1.87) \quad \dim F_t(A) = 2 \text{ for a.e. } t \in [0, 1].$$

Remark 1.31. *We expect that the planey-twisty restricted projection theorem can recover [KWZ23, Theorem 1.3] for all non-degenerate curves γ , however we did not run this calculation. We are not sure if this result leads to any new nonlinear restricted projection theorem, though we do not pursue this point further.*

Remark 1.32. *The first bound is most interesting, seeing as $\Omega(1)$ -coniness and $\Omega(1)$ -twistiness are stable properties. In order to prove a stable nonlinear projection result, it is tempting to apply Shmerkin's approximation method from [Shm21] directly to the linear restricted projection theorem in [GGG⁺24]. The worst case example for that approach is a well-spaced collection of δ^{-2} points*

$$(1.88) \quad A = (\delta^{2/3}\mathbb{Z})^3 \cap B_1^3.$$

Let $m = \lfloor \log \delta \rfloor$. The slope function for A (as in [Shm21]) is

$$(1.89) \quad f(m) = \begin{cases} 3x, & x \in [1, (2/3)m] \\ 2, & x \in ((2/3)m, m]. \end{cases}$$

Cut $[1, m]$ into intervals $[1, x]$, $[x, y] \ni (2/3)m$, $[y, m]$. Dimension 2 is critical for the linear restricted projection theorem, so it is optimal to choose x, y such that $(f(y) - f(x))/(y - x) = 2$. To linearize F_t on $[x, y]$, we need $y \leq 2x$. We should thus take $y = 2x$ to make full use of the linearization. These equations determine $x = (2/5)m$, $y = (4/5)m$. We have $m \leq 2y$ so we may linearize on $[y, m]$. Cut $[1, x]$ into $O(\log m)$ many intervals and linearize on each. Applying the linear restricted projection theorem on each interval, we find

$$(1.90) \quad \log(|F_t(A)|_\delta) \gtrsim 2(2/5 - 0)m + 2(4/5 - 2/5)m + 0(1 - 4/5)m = 1.6m,$$

where $|F_t(A)|_\delta$ is the number of δ -balls needed to cover $F_t(A)$. This corresponds to $\dim F_t(A) \geq 1.6$ for a.e. $t \in [0, 1]$, which is worse than our result.

In light of the recent resolution of the Kakeya conjecture due to Wang and Zahl [WZ25], our curved Kakeya results could be thought of as some preliminary understanding required to prove analogous curved Kakeya conjectures.

1.10. Classification of Results and Examples for 3-parameter Kakeya. We collect the above examples, theorems, and some ideas to be explored in future work in Table 1. Row 1 summarizes the main result of this paper. The essential properties of the SL_2 -example studied in [KWZ23] are summarized in row 2. There is no entry in column 5 since we do not know of a phase function whose hairbrushes are all planey and twisty. In row 3, we do not know if there are any examples of coney families which are not twisty. By swapping in Theorem 3 for 2 in the proof of Theorem 1, it is not difficult to give a ϕ -curved Kakeya set bound at dimension 2.25. By carefully tracking through the proof, the δ -discretized result has the shading density appearing as $\lambda^{O(1)}$ instead of $\lambda^{M(\epsilon)}$. For example, one can safely take the power to be 10. This can be optimized, and might lead to new estimates in Problem 1, though we do not pursue this point any further in this paper.

In row 4, we recorded Example 1.27 and Wolff's classical hairbrush result. In row 5, we give the example of a hairbrush family from ϕ_{worst} .

Example 1.33 (Hairbrushes from ϕ_{worst} are planey and 1-flat). *Recall that $\ell_{\xi, v}(t) = (v_1 - t\xi_2, v_2 - t\xi_1 - t^2\xi_2, t)$, so the hairbrush family around $\ell_{0,0}$ has defining function*

$$(1.91) \quad X(\xi, \theta, t) = ((t - \theta)\xi_2, (t - \theta)\xi_1 + (t^2 - \theta^2)\xi_2).$$

Coney?	Twisty?	Example	3-parameter Keakeya Dimension $\geq d$	Hairbrush Argument for ϕ -curved Keakeya Dimension $\geq (d+2)/2$
Coney	Twisty	Hairbrushes from ϕ satisfying (1.42) (Lemma 6.15)	2.697 (Theorem 2)	2.348 (Theorem 1)
Planey	Twisty	SL ₂ family (Example 1.28)	3 (Theorem 4)	–
Coney	Any allowed	Hairbrushes from ϕ satisfying (1.42)	2.5 (Theorem 3)	2.25
Planey	1-flat	Hairbrush from ϕ_{parab} (Example 1.27)	3	2.5
Planey	1-flat	Hairbrush from ϕ_{worst} (Example 1.33)	2	2
Either possible pointwise	1-flat	Hairbrushes from ϕ satisfying Bourgain’s condition (In upcoming work)	?	?

TABLE 1. 3-Parameter Keakeya: The “3-parameter Keakeya Dimension” column is the dimension of the union of a 2-dimensional set of curves. When an entry under this column is bold, the conditions in the first two columns give a theorem. When an entry under the “Example” column is bold, the dimension bound in the row need only hold for that example. If the example is a hairbrush from $\mathcal{C}(\phi)$, we give the dimension one gets from running Wolff’s hairbrush argument as in the sketch above.

After a change of variables, this gives the hairbrush family around any curve ℓ_{ξ_0, v_0} . Listing 2 shows that

$$(1.92) \quad \det(\dot{\omega}_{\xi, \theta, t}(\theta), \ddot{\omega}_{\xi, \theta, t}(\theta)) = 0 \text{ and}$$

$$(1.93) \quad M_{\xi, \theta}(t) = \begin{pmatrix} -\xi^\perp & -\xi_2^2 \\ 0 & 0 \\ 0 & 0 \end{pmatrix} \text{ has rank 1.}$$

By 1-flatness, the curves in the hairbrush from ϕ_{worst} organize themselves into disjoint $\delta \times \delta^{1/2} \times 1$ grains. However the direction-separated curves can fail the Wolff axioms, which distinguishes the hairbrush from ϕ_{worst} from the straight hairbrush in Example 1.27. It is also not difficult to see that $\mathcal{C}(\phi_{\text{worst}})$ is equivalent to a family of lines (which do *not* satisfy the Wolff axioms), which is another explanation for why the hairbrushes are planey and 1-flat.

In row 6, we remark on an interesting structural property of hairbrushes arising from ϕ satisfying Bourgain’s condition. If ϕ is in the normal form (1.4), then $\ell_{0,0}$ is the t -axis. The 3-parameter family of hairbrush curves with defining function $X(\xi, \theta, t)$ is given implicitly by

$$(1.94) \quad \nabla_\xi \phi(X(\xi, \theta, t), t, \xi) = \nabla_\xi \phi(0, \theta, \xi).$$

A calculation shows that X is 1-flat. That is, the curves in a hairbrush organize themselves into disjoint $\delta \times \delta^{1/2} \times 1$ grains. The curves also satisfy the Wolff axioms in a grain, so these “Bourgain hairbrushes” share many properties with straight hairbrushes. However the hairbrushes from Example 1.11 turn out to be $\Omega(1)$ -coney at various points, and the classical hairbrush structure does not hold on $\delta \times 1 \times 1$ grains. Since the coniness condition is diffeomorphism-invariant, this is a quick way to see that the family of curves $\mathcal{C}(\phi_{\tan})$ is not equivalent to a family of lines. These complications demonstrate the complexity of examples satisfying Bourgain’s condition. The calculations and their consequences will appear in future work.

1.11. Outline of the article. In the first part of this article, we prove Theorem 2. Then we combine Theorem 2 with Wolff’s hairbrush argument outlined in Section 1 to prove Theorem 1. The more detailed outline is below.

- In Section 2 we set up the δ -discretization, and some important pigeonholing tools.
- In Section 3 we give the main tools, the 3-linear curved Kakeya inequality and a variant of Wolff’s planar maximal function estimate, and deduce the precise versions we will use to prove Theorem 2.
- In Section 4 we formalize the grain structure touched on in the introduction, and use it to understand the mass of the Kakeya set in a fat tube. Many of the lemmas have analogues in [KWZ23], which we indicate along the way.
- In Section 5 we prove Theorem 2. Again, many of the steps have analogues in [KWZ23], which we indicate along the way.
- In Section 6, we prove Theorem 1 by combining Wolff’s hairbrush argument with Theorem 2 applied to hairbrushes of curves. This requires a two-ends reduction.
- In Section 7, we check that hairbrushes of curves are coney and twisty.
- In Appendix A we give the proof of Theorem 3, and sketch the mild generalization of [KWZ23, Theorem 1.2], Theorem 4.
- In Appendix B we include the proof of Proposition 1.20 and Mathematica calculations used to check the coney and twisty conditions in special cases.

1.12. Acknowledgments. The author was supported in part by NSF grant DMS-2347850. The author would like to thank Terence Tao and Hong Wang for their support and many helpful conversations throughout the course of this project, and for suggestions that greatly improved the presentation in this article.

2. NOTATION, DISCRETIZATION, AND PIGEONHOLING/UNIFORMIZATION TOOLS

2.1. Asymptotic notation. The relation $A \lesssim B$ means that $A \leq CB$, where C depends only on finitely many of the constants C_i in Condition 4 (when X is relevant), or finitely many derivatives of ϕ (when ϕ is relevant). We write $A \lesssim_\epsilon CB$ if C might additionally depend on ϵ . For instance, C might depend on $\epsilon, C_0, \dots, C_{O_\epsilon(1)}$. When we write $A \lesssim^\delta B$, we mean that

$$(2.1) \quad A \lesssim 2^{100|\log \delta|/\log |\log \delta|} B.$$

We will only need the full strength of this notation in the proofs of Theorem 2 and 3, and elsewhere the reader can replace it with $A \lesssim |\log \delta|^{100} B$ if they wish. When the small parameter δ is clear from context, we will write $A \lesssim B$. We will adopt the notation from [KWZ23] and write $A = O(B)$ to mean $A \lesssim B$, $A = \Omega(B)$ to mean $A \gtrsim B$, $A = O^*(B)$ to mean $A \lesssim^\delta B$, and $A = \Omega^*(B)$ to mean $A \gtrsim^\delta B$.

2.2. Distances and angles in $\mathcal{C}(X)$. We give $\mathcal{C}(X)$ the metric induced by \mathbb{R}^3 :

Definition 2.1. *The distance between $\ell_{\mathbf{p}_1}$ and $\ell_{\mathbf{p}_2}$ in $\mathcal{C}(X)$ is*

$$(2.2) \quad d(\ell_{\mathbf{p}_1}, \ell_{\mathbf{p}_2}) = |\mathbf{p}_1 - \mathbf{p}_2|.$$

Thanks to Part 1 of Condition 4, this metric reflects the physical distance between curves as expected.

Lemma 2.2. *There is a constant $C = C(C_0)$ and $r_0 = r_0(C_0)$ so that the following hold.*

(1) *If $d(\ell_{\mathbf{p}_1}, \ell_{\mathbf{p}_2}) \leq r$ then $\ell_{\mathbf{p}_1} \in N_{Cr}(\ell_{\mathbf{p}_2})$. Conversely if $r \leq r_0$ and $\ell_{\mathbf{p}_1} \in N_r(\ell_{\mathbf{p}_2})$ then $d(\ell_{\mathbf{p}_1}, \ell_{\mathbf{p}_2}) \leq Cr$.*

(2) *If $r \leq r_0$ and $|\ell_{\mathbf{p}}(t) - \mathbf{x}| \leq r$, then there is a $\mathbf{p}' \in B(\mathbf{p}, Cr)$ such that*

$$(2.3) \quad \ell_{\mathbf{p}'}(t) = \mathbf{x}.$$

Proof. By the fundamental theorem of calculus, the first direction of (1) is true. The second direction of (1) follows from a quantitative version of the implicit function theorem, such as the one found in these notes [Liv]. Item (2) also follows from the implicit function theorem. These use all of Condition 4 Part 1. We leave the straightforward details to the reader. \square

The parameter θ in $\mathbf{p} = (p, \theta)$ gives a way to measure angles of intersecting curves. Let $\mathbf{n}_{\mathbf{p}}(t) \in S^2$ be the direction of $\ell_{\mathbf{p}}$ at position t .

Lemma 2.3. *Take $\ell_{\mathbf{p}_1}, \ell_{\mathbf{p}_2} \in \mathcal{C}(X)$ which intersect at height t . Then*

$$(2.4) \quad \angle(\mathbf{n}_{\mathbf{p}_1}(t), \mathbf{n}_{\mathbf{p}_2}(t)) \sim |\theta_1 - \theta_2|.$$

Proof. By the mean value theorem, $\omega_{p, \theta_1, t}(\theta_2) - \omega_{p, \theta_1, t}(\theta_1) \sim (\theta_2 - \theta_1)\eta$, where $|\eta| \sim 1$ by Condition 4 Part 2. Therefore

$$(2.5) \quad |(\omega_{p, \theta_1, t}(\theta_2), 1) \times (\omega_{p, \theta_2, t}(\theta_1), 1)| = |\theta_2 - \theta_1| |(-\eta^2, -\eta^1, \omega_{p, \theta_1, t}^1(\theta_1)\eta^2 - \omega_{p, \theta_1, t}^2(\theta_1)\eta^1)| \sim |\theta_2 - \theta_1|.$$

Therefore

$$(2.6) \quad \sin(\angle(\mathbf{n}_{\mathbf{p}_1}(t), \mathbf{n}_{\mathbf{p}_2}(t))) = \frac{|(\omega_{p, \theta_1, t}(\theta_2), 1) \times (\omega_{p, \theta_1, t}(\theta_1), 1)|}{|(\omega_{p, \theta_1, t}(\theta_2), 1)| |(\omega_{p, \theta_1, t}(\theta_1), 1)|} \sim |\theta_2 - \theta_1|,$$

which proves the claim. \square

2.3. Distances and angles in $\mathcal{C}(\phi)$. The metric on $\mathcal{C}(\phi)$ is induced by \mathbb{R}^4 :

Definition 2.4. *The distance between ℓ_{ξ_1, v_1} and ℓ_{ξ_2, v_2} in $\mathcal{C}(\phi)$ is*

$$(2.7) \quad d(\ell_{\xi_1, v_1}, \ell_{\xi_2, v_2}) = |(\xi_1, v_1) - (\xi_2, v_2)|.$$

Similarly, the metric reflects distances between curves in space as expected:

Lemma 2.5. *There is a constant $C = C(\phi)$ and $r_0 = r_0(\phi)$ so that the following hold.*

(1) *If $d(\ell_{\xi_1, v_1}, \ell_{\xi_2, v_2}) \leq r$ then $\ell_{\xi_1, v_1} \in N_{Cr}(\ell_{\xi_2, v_2})$. Conversely if $r \leq r_0$ and $\ell_{\xi_1, v_1} \in N_r(\ell_{\xi_2, v_2})$ then $d(\ell_{\xi_1, v_1}, \ell_{\xi_2, v_2}) \leq Cr$.*

(2) *If $r \leq r_0$ and $|\ell_{\xi, v}(t) - \mathbf{x}| \leq r$, then there is a $(\xi', v') \in B((\xi, v), Cr)$ such that*

$$(2.8) \quad \ell_{\xi', v'}(t) = \mathbf{x}.$$

Proof. To run the implicit function theorem, we only need the phase function ϕ to satisfy the Hörmander conditions. \square

Write $\mathbf{n}_{\xi, v}(t) \in S^2$ for the direction of $\ell_{\xi, v}$ at position t . It is straightforward to show that the parameter ξ describes the angle:

Lemma 2.6. *If $\ell_{\xi_1, v_1}, \ell_{\xi_2, v_2} \in \mathcal{C}(\phi)$ intersect at height t then*

$$(2.9) \quad \angle(\mathbf{n}_{\xi_1, v_1}(t), \mathbf{n}_{\xi_2, v_2}(t)) \sim |\xi_1 - \xi_2|.$$

2.4. Shadings. Tile \mathbb{R}^3 by grid-aligned δ -cubes. In both $\mathcal{C}(X)$ and $\mathcal{C}(\phi)$, define a shading of a curve ℓ to be a union $Y(\ell)$ of cubes intersecting ℓ . The shading is λ -dense if $|Y(\ell)| \geq \lambda\delta^2$. Write (L, Y) for a collection of curves with their associated λ -dense shadings. Define

$$(2.10) \quad E_{(L, Y)} = \bigcup_{\ell \in L} Y(\ell).$$

When the shading Y of L is clear from context, we write E_L . A collection of curves L is δ -separated if the corresponding points in \mathbb{R}^3 or \mathbb{R}^4 are δ -separated, for $\mathcal{C}(X)$ or $\mathcal{C}(\phi)$ respectively. Recall from the introduction that $L \subset \mathcal{C}(\phi)$ is δ -direction separated if the points $\xi(\ell) \in \mathbb{R}^2$ are δ -separated. Here we defined $\xi(\ell_{\xi, v}) = \xi$.

2.5. Quantitative Broad-Narrow Reduction. We restrict our attention here to $\mathcal{C}(X)$. Define

$$(2.11) \quad L(\mathbf{x}) = \{\ell \in L : \mathbf{x} \in Y(\ell)\}.$$

Suppose that $\ell_{\mathbf{p}_1}, \ell_{\mathbf{p}_2} \in L(\mathbf{x})$. In light of Lemmas 2.2 and 2.3, we define the angle between $\ell_{\mathbf{p}_1}, \ell_{\mathbf{p}_2} \in L(\mathbf{x})$ by $|\theta_2 - \theta_1|$. For $\ell = \ell_{p, \theta}$, define $\theta(\ell) = \theta$. Define for an interval $J \subset B_1^1$

$$(2.12) \quad L_J(\mathbf{x}) = \{\ell \in L(\mathbf{x}) : \theta(\ell) \in J\}.$$

The next lemma identifies how the curves spread in $L(\mathbf{x})$.

Lemma 2.7 (Quantitative Broad-Narrow Reduction [WW24, Lemma 1.27]). *Let $(L, Y)_\delta$ be a collection of curves in $\mathcal{C}(X)$ with their associated shading by δ -cubes. Suppose that $\#L(\mathbf{x}) \geq \delta^{-\epsilon}$. Then there is a scale $r = |\log \delta|^j \in [\delta, 1]$ and an interval $J \subset B_1^1$ with $|J| \sim r$ such that the following hold.*

- $\#L_J(\mathbf{x}) \gtrsim 2^{-100|\log \delta|/\log |\log \delta|} \#L(\mathbf{x})$,
- There are 3 subsets $L_1(\mathbf{x}), L_2(\mathbf{x}), L_3(\mathbf{x}) \subset L_J(\mathbf{x})$ which are $r/|\log \delta|$ θ -separated and $\#L_j(\mathbf{x}) \gtrsim |\log \delta|^{-1} \#L_J(\mathbf{x})$.

Proof. The proof is the same as in [WW24, Lemma 1.27], except we need to be more precise about losses due to pigeonholing. For example, a loss of the form $c_\epsilon \delta^\epsilon$ is unacceptable.

Set $\rho_j = |\log \delta|^j$ with $\rho_n \approx \delta$. Then $n \sim |\log \delta|/\log |\log \delta|$. Run the following algorithm to locate the correct scale. Partition $\omega_0 = B^1$ into $\sim |\log \delta|$ many finitely overlapping ρ_1 -intervals $\omega_1 \in \Omega_1$. If there is an ω_1 such that $\#L_{\omega_1}(\mathbf{x}) \geq 100^{-1} \#L(\mathbf{x})$, repeat the procedure in this smaller interval ω_1 . We continue in this way until the first j where $\#L_{\omega_{j+1}}(\mathbf{x}) < (100)^{-1} \#L_{\omega_j}(\mathbf{x})$. In this case, there is a set Ω'_{j+1} of at least 50 intervals ω_{j+1} such that

$$(2.13) \quad \#L_{\omega_{j+1}}(\mathbf{x}) \geq (2|\log \delta|)^{-1} \#L_{\omega_j}.$$

We may extract 3 ρ_{j+1} -separated intervals from Ω'_{j+1} and consider the corresponding collection of ρ_{j+1} - θ -separated curves $L_1(p), L_2(p), L_3(p)$. Set $J = \omega_j$. Since $j \lesssim |\log \delta|/\log |\log \delta|$, we have $\#L_J(\mathbf{x}) \geq (100)^{-|\log \delta|/\log |\log \delta|}$. \square

Applying Lemma 2.7 to a point $\mathbf{x} \in E_L$, we may define

$$(2.14) \quad r_L(\mathbf{x}) = r \text{ and } J_L(\mathbf{x}) = J.$$

Both functions r_L and J_L are constant on δ -cubes since the shadings are unions of grid-aligned δ -cubes.

2.6. Regular Shadings. It is convenient to work with regular shadings $Y(\ell)$.

Definition 2.8 (Regular Shading [KWZ23]). *A shading $Y(\ell)$ is regular if for each $\mathbf{x} \in Y(\ell)$ and each $\delta \leq r \leq 1$,*

$$(2.15) \quad |Y(\ell) \cap B_r| \geq \frac{r|Y(\ell)|}{C|\log \delta|}.$$

The next Lemma says that every shading has a large regular refinement.

Lemma 2.9 (Regular refinements [KWZ23, Lemma 2.7]). *A shading $Y(\ell)$ has a regular refinement $Y'(\ell) \subset Y(\ell)$ with $|Y'(\ell)| \geq \frac{1}{2}|Y(\ell)|$.*

Proof. Straighten ℓ to a line, apply the result verbatim from [KWZ23, Lemma 2.7], and undo the straightening. \square

3. MAIN TOOLS IN THE PROOF OF THEOREM 2

Depending on whether the broad-narrow angle r is large or small, we rely on different tools.

3.1. Large angle tools. When r is large, we rely on the following 3-linear Kakeya inequality due to Bourgain and Guth [BG11].

Theorem 5 (Multilinear Kakeya [BG11, Theorem 6]). *Let \mathbb{T} be a collection of δ -neighborhoods of C^∞ -curves. Assume that for each $k \geq 0$, the C^k norms of the curves are uniformly bounded. Then for any $\epsilon > 0$,*

$$(3.1) \quad \int \left(\sum_{T_1, T_2, T_3 \in \mathbb{T}} \chi_{T_1} \chi_{T_2} \chi_{T_3} |\det(\mathbf{n}_1(\mathbf{x}), \mathbf{n}_2(\mathbf{x}), \mathbf{n}_3(\mathbf{x}))|^{1/2} \right) \lesssim_\epsilon \delta^{-\epsilon} \delta^3 (\#\mathbb{T})^{3/2}.$$

Remark 3.1. *As originally stated, [BG11, Theorem 6] has no ϵ -losses and applies only to algebraic curves of bounded degree. However this can be upgraded to smooth curves by using the Jackson type theorem [BBL02, Theorem 2], and tracking the degree D in the proof. This is outlined in [BG11].*

The \mathbf{c} -coniness condition is designed to work with Theorem 5:

Lemma 3.2 (\mathbf{c} -coniness means transverse). *Suppose that $\mathcal{C}(X)$ satisfies the \mathbf{c} -coniness condition. Let $\ell_{\mathbf{p}_1}, \ell_{\mathbf{p}_2}, \ell_{\mathbf{p}_3} \in \mathcal{C}(X)$ intersect at height t and*

$$(3.2) \quad r/K \leq |\theta_i - \theta_j| \leq r$$

for all $i \neq j$. As long as $r \leq c(C_0)K^{-3}\mathbf{c}$, then

$$(3.3) \quad |\det(\mathbf{n}_{\mathbf{p}_1}(t), \mathbf{n}_{\mathbf{p}_2}(t), \mathbf{n}_{\mathbf{p}_3}(t))| \gtrsim \mathbf{c}(r/K)^3.$$

Proof. Define the curve $\mathbf{v}(\theta) = (\omega_{\mathbf{p}_1, t}(\theta), 1)$. We have

$$(3.4) \quad \mathbf{n}_{\mathbf{p}_i}(t) = \frac{\mathbf{v}(\theta_i)}{|\mathbf{v}(\theta_i)|}$$

for $i = 1, 2, 3$. Condition 4 guarantees $|\mathbf{v}(\theta)| \lesssim 1$, so it is enough to show

$$(3.5) \quad |\det(\mathbf{v}(\theta_1), \mathbf{v}(\theta_2), \mathbf{v}(\theta_3))| \gtrsim \mathbf{c}r^3.$$

By Taylor expanding $\mathbf{v}(\theta)$ in θ , we get

$$(3.6) \quad \mathbf{v}(\theta) = \mathbf{v}(\theta_1) + (\theta - \theta_1)\dot{\mathbf{v}}(\theta_1) + \frac{(\theta - \theta_1)^2}{2}\ddot{\mathbf{v}}(\theta_1) + O(r^3).$$

Now compute the LHS of (3.5):

$$(3.7) \quad \det(\mathbf{v}(\theta_1), \mathbf{v}(\theta_2), \mathbf{v}(\theta_3)) = \frac{(\theta_2 - \theta_1)(\theta_3 - \theta_1)(\theta_3 - \theta_2)}{2} \det(\mathbf{v}(\theta_1), \dot{\mathbf{v}}(\theta_1), \ddot{\mathbf{v}}(\theta_1)) + O(r^4).$$

By \mathbf{c} -coniness,

$$(3.8) \quad |\det(\mathbf{v}(\theta_1), \mathbf{v}(\theta_2), \mathbf{v}(\theta_3))| \gtrsim \mathbf{c}(r/K)^3$$

as long as $r \leq cK^{-3}\mathbf{c}$, for a constant c depending on C_0 in Condition 4. \square

3.2. Small Angle Tools. When r is small, we run the argument in [KWZ23]. Though instead of using [PYZ24, Theorem 1.7], it is cleaner to use a version of [Zah25, Theorem 1.9].

Theorem 6 (Tweak of [Zah25, Theorem 1.9]). *Let $(C_i)_{i \geq 0}$ be constants, $I \subset \mathbb{R}$ an interval, and $\mathcal{F} \subset C^\infty(I)$ a family of curves satisfying*

- (Uniformly Smooth) For each $i \geq 0$, $\sup_{f \in \mathcal{F}} \|f^{(i)}\|_\infty \leq C_i$.
- (Avoiding 2nd order tangency) There exists a constant $c > 0$ such that for all $f, g \in \mathcal{F}$ we have

$$(3.9) \quad \inf_{t \in I} \sum_{i=0}^2 |f^{(i)}(t) - g^{(i)}(t)| \geq c \|f - g\|_{C^2(I)}.$$

Fix $K \geq 1$ and let $F \subset \mathcal{F}$ satisfy the one-dimensional ball condition

$$(3.10) \quad \#(F \cap B) \leq K(r/\delta) \text{ for all balls } B \subset C^2(I) \text{ of radius } r.$$

Let f^δ be the δ -neighborhood of the graph of f , and let $Y(f) \subset f^\delta$ satisfy $|Y(f)| \geq \lambda\delta$. Then

$$(3.11) \quad \left| \bigcup_{f \in F} Y(f) \right| \geq c_\epsilon c^3 \delta^\epsilon \lambda^3 K^{-1} (\delta \#F).$$

The constant c_ϵ depends on the numbers $\epsilon, |I|, C_0, \dots, C_{O_\epsilon(1)}$.

Deducing Theorem 6 from the proof of [Zah25, Theorem 1.9]. Only a small change needs to be made on page 34 of [Zah25]. At the top of page 34, the author concludes that: “ $\ell \lesssim c^{-O(1)}$ ”. In the case of $k = 2$, avoiding 2nd order tangency, this is $\ell \lesssim c^{-3}$. In equation (5.9) at the bottom of the same page, one needs to leave the factor c^{-3} explicit at the end of the calculation.

The conclusion of Theorem 1.9 from [Zah25] is written as an upper bound on an $L^{3/2}$ norm, though (3.11) is equivalent by standard arguments. The condition (3.10) is also different from [Zah25]. The case for general K is obtained by randomly sampling each curve $f \in F$ with probability K^{-1} . This adjustment was needed in [KWZ23] too, where such a comment can also be found. \square

The τ -twistiness condition is, of course, designed to work with Theorem 6:

Lemma 3.3. *Suppose that X is τ -twisty and satisfies the basic conditions.*

- (1) *Then for each $\mathbf{p} \in B_1^3$, the family $\mathcal{F}(\mathbf{p}, X)$ avoids 2nd-order tangency in the sense of (3.9) with $c = \Omega(\tau)$.*
- (2) *Let $A \subset B(\mathbf{p}, \delta^{1/2})$ be a collection of points satisfying the one-dimensional ball condition*

$$(3.12) \quad \#(A \cap B_r) \leq K(r/\delta) \text{ for all balls } B_r \subset \mathbb{R}^3.$$

Then the set $F = \{f_{\mathbf{p}'} : \mathbf{p}' \in A\} \subset \mathcal{F}(p, X)$ satisfies the one-dimensional ball condition

$$(3.13) \quad \#(F \cap B_r) \leq (\tau^{-3}K)(r/\delta) \text{ for all balls } B_r \subset C^2(B_1^1).$$

Proof. To show $\mathcal{F}(\mathbf{p}, X)$ avoids 2nd-order tangency, it is enough to show

$$(3.14) \quad \inf_t |F_{\mathbf{p},t}(\mathbf{p}'_1) - F_{\mathbf{p},t}(\mathbf{p}'_2)| \gtrsim \tau \cdot \sup_t |F_{\mathbf{p},t}(\mathbf{p}'_1) - F_{\mathbf{p},t}(\mathbf{p}'_2)|$$

for any $\mathbf{p}'_1, \mathbf{p}'_2$. Recall that $F_{\mathbf{p},t}(\mathbf{p}') = M_{\mathbf{p}}(t) \cdot (\mathbf{p}' - \mathbf{p})$. By the basic conditions and τ -twistiness, the singular values of $M_{\mathbf{p}}(t)$ are $\lesssim 1$ and $\gtrsim \tau$. Thus

$$(3.15) \quad \tau|\mathbf{p}'_2 - \mathbf{p}'_1| \lesssim |M_{\mathbf{p}}(t)(\mathbf{p}'_2 - \mathbf{p}'_1)| \lesssim |\mathbf{p}'_2 - \mathbf{p}'_1|,$$

which proves claim (1). For claim (2), the first inequality in (3.15) shows that

$$(3.16) \quad \tau|\mathbf{p}'_2 - \mathbf{p}'_1| \lesssim \|f_{\mathbf{p}'_2} - f_{\mathbf{p}'_1}\|_{C^2(B_1^1)}.$$

Thus a C^2 -ball of radius r has parameters inside $B_{O(r/\tau)} \subset \mathbb{R}^3$. By covering $B_{O(r/\tau)}$ by approximately τ^{-3} balls B_i of radius r and using (3.12),

$$(3.17) \quad \#(F \cap B_r) \lesssim \sum_i \#(A \cap B_i)$$

$$(3.18) \quad \lesssim (\tau^{-3}K)(r/\delta).$$

□

4. GRAIN STRUCTURE OF $\mathcal{C}(X)$

We will build up the structural properties of the δ -tubes in a fatter ρ -tube and eventually apply Theorem 6. Most of the steps here have analogues in [KWZ23], and we indicate when this is the case. Fix a curve $\ell_{\mathbf{p}} \in \mathcal{C}(X)$ and define

$$(4.1) \quad \mathcal{C}(\mathbf{p}, X) = \{\ell' \in \mathcal{C}(X) : \ell' \text{ intersects } \ell_{\mathbf{p}}\}.$$

Recall from Definition 1.22 that $(\hat{p}_{\mathbf{p},s}(\theta'), \theta')$ is the parameter of a curves passing through $\ell_{\mathbf{p}}$ at height s and angle parameter θ' . We may therefore parameterize $\mathcal{C}(\mathbf{p}, X)$ by s and θ' , and write $\ell_{s,\theta'}$ as a slight abuse of notation. We first apply Taylor's theorem to isolate the leading order terms of $\ell_{s,\theta'}(t)$ that we can analyze.

Lemma 4.1 (Expansion of $\ell_{s,\theta'}(t)$). *Let X satisfy the basic conditions. The curve $\ell_{s,\theta'} \in \mathcal{C}(X, \mathbf{p})$ has the expansion*

$$(4.2) \quad \ell_{s,\theta'}(t) - \ell_{\mathbf{p}}(t) = ((t-s)(\theta' - \theta)\gamma_{\mathbf{p}}(s_0) + O(|\theta' - \theta|^2|t-s| + |\theta' - \theta||t-s|^2 + |\theta' - \theta||t-s||s-s_0|))$$

$$(4.3) \quad , t).$$

Remark 4.2. *If X is in addition planey, as is the case for $\mathcal{L}_{\text{SL}_2}$, we get a stronger version of Lemma 4.1. This is Lemma A.1 in Appendix A.*

Proof. Define $Y(\theta', s, t) = X(\hat{p}_{\mathbf{p},s}(\theta'), \theta', t) - X(\mathbf{p}, t)$. Then Y has the following properties:

- (1) $Y(\theta, s, t) = 0$ for all $s, t \in B_1^1$.
- (2) $Y(\theta', s, s) = 0$ for all $\theta', s \in B_1^1$.

Taylor expand Y in t around s to get

$$(4.4) \quad Y(\theta', s, t) = \partial_t Y(\theta', s, s)(t - s) + R(\theta', s, t),$$

where $R(\theta', s, t) = \frac{1}{2} \int_s^t \partial_t Y(\theta', s, a)(a - t) da$. Expanding $\partial_t Y(\theta', s, a)$ to constant order in θ' near θ ,

$$(4.5) \quad R(\theta', s, t) = \frac{1}{2} \int_s^t O(|\theta'|)(t - a) da$$

$$(4.6) \quad = O(|\theta' - \theta||t - s|^2).$$

Taylor expand $\partial_t Y(\theta', s, s)$ in θ' around θ to get

$$(4.7) \quad Y(\theta, s, t) = \partial_\theta \partial_t Y(\theta, s, s)(t - s)\theta + R_2(\theta, s)(t - s) + O(|\theta' - \theta||t - s|^2),$$

where $R_2(\theta', s) = \frac{1}{2} \int_\theta^{\theta'} \partial_\theta^2 \partial_t Y(a, s, s)(\theta' - a) da$.

By the basic conditions we have

$$(4.8) \quad R_2(\theta', s) = O(|\theta' - \theta|^2),$$

so

$$(4.9) \quad Y(\theta', s, t) = \gamma_{\mathbf{p}}(s)(t - s)(\theta' - \theta) + O(|\theta' - \theta|^2|t - s| + |\theta' - \theta||t - s|^2).$$

Expanding $\gamma_{\mathbf{p}}(s) = \gamma_{\mathbf{p}}(s_0) + O(|s - s_0|)$ we get

$$(4.10)$$

$$Y(\theta', s, t) = \gamma_{\mathbf{p}}(s_0)(t - s)(\theta' - \theta) + O(|\theta' - \theta|^2|t - s| + |\theta' - \theta||t - s|^2 + |\theta' - \theta||t - s||s - s_0|).$$

□

We now use Lemma 4.1 to give the grain structure. Fix $r \geq \delta$,

$$(4.11) \quad \rho \in [\delta, \min((\delta r)^{1/2}, \delta/r)],$$

and assume that $|\theta' - \theta| \sim r$. As a consequence of Lemma 4.1,

$$(4.12) \quad |\ell_{s, \theta'}(t) - \ell_{\mathbf{p}}(t)| \sim |t - s||\theta|$$

as long as $|\theta' - \theta|, |s - s_0|, |t - s| \ll 1$. So $\ell_{s, \theta}$ is inside $N_\rho(\ell_{\mathbf{p}})$ for only t in the range

$$(4.13) \quad |t - s| \lesssim \rho/r.$$

Fix $s_0 \in B_1^1$ and consider $|s - s_0| \leq (\delta/r)^{1/2}$. For this range of s and inside $T_\rho(\ell)$, we have by Lemma 4.1 that

$$(4.14) \quad \ell_{s, \theta}(t) - \ell_{\mathbf{p}}(t) = ((t - s)(\theta' - \theta)\gamma_{\mathbf{p}}(s_0) + O(\delta), t).$$

The image of the RHS of (4.14) for the range $|t - s| \leq \rho/r$ is contained in a $\delta \times \rho \times (\delta/r)^{1/2}$ -slab. After adding $\ell_{\mathbf{p}}(t)$, the slab is sheared slightly. These slabs are much more conveniently describe as preimages of certain rectangles under the twisted projection $\pi_\rho : N_\rho(\ell_{\mathbf{p}}) \rightarrow N_\rho(B_1^1)$ defined in Section 1.

Definition 4.3 (Prism decomposition). *Tile $B^1 \times [-\rho, \rho]$ by approximately $(\delta/r)^{1/2} \cdot (\rho/\delta)$ translates of $[-(\delta/r)^{1/2}, (\delta/r)^{1/2}] \times [-\delta, \delta]$, and call the family \mathcal{R} . The prism decomposition $\mathcal{P}_\rho(\ell_{\mathbf{p}})$ of $N_\rho(\ell_{\mathbf{p}})$ is*

$$(4.15) \quad \mathcal{P}_\rho(\ell_{\mathbf{p}}) = \{P = \pi_\rho^{-1}(R) : R \in \mathcal{R}\}.$$

Each $P \in \mathcal{P}_\rho(\ell_{\mathbf{p}})$ has dimensions $\delta \times \rho \times d$, where $d = (\delta/r)^{1/2}$. We denote the sub-collection generated by the rectangles intersecting the x -axis by $\mathcal{P}_\rho^0(\ell_{\mathbf{p}})$.

Cut $N_\rho(\ell)$ into segments $U \in \mathcal{U}$ of length $(\delta/r)^{1/2}$. Equation (4.14) shows that for each $U \in \mathcal{U}$,

$$(4.16) \quad U \cap \left(\bigcup_{\ell_{s,\theta} \in \mathcal{C}(X,p), |\theta| \sim r} \ell_{s,\theta} \right) \subset P$$

for exactly one $P \in \mathcal{P}^0(T_\rho)$. The next lemma says that the prism decompositions of nearby curves agree on their overlap.

Lemma 4.4 (Compatibility of Prism Decompositions). *There is a constant $C = O(1)$ so that the following holds. Fix a curve $\ell_p \in \mathcal{C}(X)$ and let $\mathcal{P} = \mathcal{P}_\rho(\ell_p)$ be its prism decomposition. Consider $\ell_{p'} \in \mathcal{C}(X)$ and fix a $P' = \pi^{-1}(R') \in \mathcal{P}_\rho^0(\ell_{p'})$, where*

$$(4.17) \quad R' = ([-d, d] \times [-\delta, \delta]) + (t_0, 0).$$

Then there is a $y = O(\rho) \in \mathbb{R}$ such that

$$(4.18) \quad C^{-1}\pi_{\mathbf{p}}^{-1}(R' + (0, y)) \subset \pi_{\mathbf{p}'}^{-1}(R') \subset C\pi_{\mathbf{p}'}^{-1}(R' + (0, y)).$$

That is, \mathcal{P} and $\mathcal{P}_\rho^0(\ell_{p'})$ agree on their overlap.

Proof. Take $(x, t) \in \pi_{\mathbf{p}'}^{-1}(R')$. By Taylor's theorem and because $|\mathbf{p}' - \mathbf{p}| \leq (\delta r)^{1/2}$, $|t - t_0| \leq (\delta/r)^{1/2}$, we have

$$(4.19) \quad \pi_{\mathbf{p}}(x, t) = (t, (x - X(\mathbf{p}, t)) \cdot \gamma_{\mathbf{p}}^\perp(t))$$

$$(4.20) \quad = (t, -\nabla_{\mathbf{p}} X(\mathbf{p}, t_0)(\mathbf{p}' - \mathbf{p}) \cdot \gamma_{\mathbf{p}'}^\perp(t_0) + O(\delta)).$$

Set $y = -\nabla_{\mathbf{p}} X(\mathbf{p}, t_0)(\mathbf{p}' - \mathbf{p}) \cdot \gamma_{\mathbf{p}'}^\perp(t_0)$. Therefore

$$(4.21) \quad (x, t) \in \pi_{\mathbf{p}}^{-1}(C'(R' + (0, y))) \subset C\pi_{\mathbf{p}'}^{-1}(R' + (0, y))$$

for some constants $C', C = O(1)$. This proves the second inclusion. The first inclusion follows similarly. \square

The next lemma says that a δ -tube picks up the mass of the prism that contains it. This is analogous to [KWZ23, Lemma 2.10].

Lemma 4.5. *Let $0 < \delta \ll 1$, $r \in (\delta, 1]$, $\rho \in [\delta, \min((\delta r)^{1/2}, \delta/r)]$. Let $(L, Y)_\delta$ be a set of curves with regular, λ -dense shading. Fix $\ell \in L$ and suppose that $P \in \mathcal{P}_\rho^0(\ell)$ satisfies*

$$(4.22) \quad |P \cap Y(\ell) \cap \{\mathbf{x} : r_L(\mathbf{x}) \sim r, \theta(\ell) \in J_L(\mathbf{x})\}| \geq \alpha \delta^2.$$

There is a constant $C = O(1)$ so that

$$(4.23) \quad |CP \cap E_L| \gtrsim \alpha \lambda^2 |P|.$$

See Figure 4 for the geometric picture of Lemma 4.5. We use the same notation as [KWZ23] and most of the proof reads exactly the same, though we include it here since the particular grain geometry we developed above features prominently.

Proof. Let X be the set on the LHS of (4.22). Let $\mathbf{x}_1, \dots, \mathbf{x}_M$, $M \gtrsim \alpha dr \delta^{-1}$ be points in X arranged so that $|\mathbf{x}_i - \mathbf{x}_j| \geq 100|i - j|\delta/r$. For each index i , we can find a curve ℓ_i with $|\theta(\ell_i) - \theta(\ell)| \in [r|\log \delta|^{-1}, 10r]$. We see this for fixed $\mathbf{x} = \mathbf{x}_i$ as follows. There is an interval $J = J_L(\mathbf{x})$ of length $\sim r$ with two $r/|\log \delta|$ θ -separated (non-empty) sets of curves $L_1(\mathbf{x}), L_2(\mathbf{x}) \subset L_J(\mathbf{x})$. By hypothesis $\ell \in J_L(\mathbf{x})$, so we can choose ℓ' in at least one of $L_1(\mathbf{x})$ or $L_2(\mathbf{x})$ with $|\theta(\ell') - \theta(\ell)|$ of the claimed size.

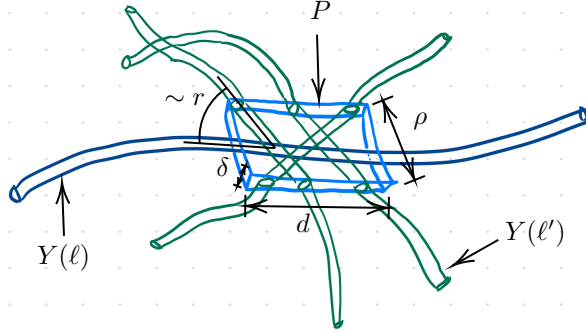


FIGURE 4. Prism P of dimensions $\delta \times \rho \times d$ around ℓ . The green shadings $Y(\ell')$ intersect $Y(\ell)$ at angle $\sim r$, and fill out P .

Recall that, after a change of variables, the curves in P are parameterized by

$$(4.24) \quad \ell_i(t) = (\gamma(t_0)\theta(t - t_i), t) + O(\delta),$$

where $\theta \approx r$. If $|t - t_i| \ll \rho/r$ then $\ell_i(t) \in P$. So $\ell_i \cap CP$ is up to an $O(\delta)$ error a line segment of length ρ/r , for an appropriate choice of C . Set $\tilde{P} = CP$. Since $Y(\ell_i)$ is a regular shading,

$$(4.25) \quad |Y(\ell_i) \cap \tilde{P}| \gtrsim \lambda(\rho/r)\delta^2.$$

So we can estimate the L^1 norm

$$(4.26) \quad \left\| \sum_{i=1}^M \chi_{Y(\ell_i)} \right\|_{L^1(\tilde{P})} \gtrsim \lambda(\rho/r)\delta^2 M.$$

If $i \neq j$ and $Y(\ell_i) \cap Y(\ell_j) \neq \emptyset$, the law of sines applied to the triangle formed by ℓ , ℓ_i , and ℓ_j says that $\angle(\ell_i, \ell_j) \gtrsim \delta r \rho^{-1} |i - j|$. Hence for any $1 \leq i, j \leq M$,

$$(4.27) \quad |\tilde{P} \cap Y(\ell_i) \cap Y(\ell_j)| \leq |P \cap N_\delta(\ell_i) \cap N_\delta(\ell_j)| \lesssim \frac{\delta^2 \rho}{r(|i - j| + 1)}.$$

This lets us estimate the L^2 norm

$$(4.28) \quad \left\| \sum_{i=1}^M \chi_{Y(\ell_i)} \right\|_{L^2(\tilde{P})}^2 \lesssim \delta^2 \rho r^{-1} \sum_{1 \leq i, j \leq M} \frac{1}{|i - j| + 1} \lesssim \delta^2 \rho r^{-1} M.$$

By Cauchy-Schwarz,

$$(4.29) \quad |\tilde{P} \cap E_L| \geq \frac{\left\| \sum_{i=1}^M \chi_{Y(\ell_i)} \right\|_{L^1(\tilde{P})}^2}{\left\| \sum_{i=1}^M \chi_{Y(\ell_i)} \right\|_{L^2(\tilde{P})}^2}$$

$$(4.30) \quad \gtrsim \alpha \lambda^2 |P|.$$

□

In the next Lemma, we consider the curves in the ρ -neighborhood of a fixed curve ℓ_0 . Each curve accumulates a prism by Lemma 4.5 and contributes to the total mass of E_L inside $N_\rho(\ell_0)$. This is analogous to Lemma [KWZ23, Lemma 2.12].

Lemma 4.6. *Let $0 < \delta \ll 1$, $r \in (\delta, 1]$, $\rho \in (\delta, \min((\delta r)^{1/2}, \delta/r)]$. Let (L, Y) and (L', Y') be sets of curves with regular, λ -dense shadings. Suppose $L' \subset L \cap B(\ell_0, \rho)$. Also assume that*

$$(4.31) \quad Y'(\ell') \subset \{\mathbf{x} : r_L(\mathbf{x}) \sim r, \theta(\ell') \in J_L(\mathbf{x})\}$$

for all $\ell' \in L'$. Then there exists a curve $\tilde{\ell} \in B(\ell_0, 2\rho)$ and a $\Omega^*(\lambda^4)$ -dense shading \tilde{Y} of $\tilde{\ell}$ by ρ -cubes. After replacing (L', Y') by a $\Omega^*(1)$ -density refinement, we have

$$(4.32) \quad |E_L \cap Q| \gtrsim \lambda^3 \rho^2 \left| \bigcup_{\ell' \in L'} \pi_{\ell_0}(Y'(\ell')) \right| \quad \text{For each } \rho\text{-cube } Q \subset \tilde{Y}(\tilde{\ell}).$$

Proof. The proof is almost exactly the same as in [KWZ23, Lemma 2.12], and we include below the small adjustments needed to prove our Lemma 4.6.

- The prisms P in [KWZ23] are dimension $\delta \times t \times t/\delta$ and ours are dimension $\delta \times \rho \times d$. We therefore replace t by ρ in the proof, and replace the tube segment length δ/t by d .
- The application of [KWZ23, Lemma 2.2] is replaced by Lemma 4.5, and we may use it because of the prism compatibility (Lemma 4.4).

□

In Figure 5, we give a diagram of the grain structure of $\mathcal{C}(X)$ around a fixed curve $\ell_0 = \ell_{\mathbf{p}_0}$.

The plane curves on the RHS of (4.32) are contained in the family $\mathcal{F}(\mathbf{p}_0, X)$, which can be estimated by Theorem 6 when X is τ -twisty. However the curves must satisfy the one-dimensional ball condition. The next Lemma says that an arbitrary set can be decomposed into pieces which satisfy this condition. This lemma is directly from [KWZ23].

Lemma 4.7 ([KWZ23, Lemma 3.2]). *Let $X \subset \mathbb{R}^d$ be δ -separated and finite, and let $K \geq 1$. Then we can partition $X = Y \sqcup Z$, and Z can be further decomposed into $Z = Z_1 \sqcup \cdots \sqcup Z_N$ so that the following holds:*

$$(4.33) \quad \sup_{r \geq \delta, x \in \mathbb{R}^d} \frac{\#(B(x, r) \cap Y)}{r/\delta} \leq K.$$

- Each Z_i is contained in a ball of radius $r_i \gtrsim \delta K^{1/d}$, and each Z_i has a subset Z'_i of size $\#Z'_i \sim r_i/\delta$ with

$$(4.34) \quad \sup_{r \geq \delta, x \in \mathbb{R}^d} \frac{\#(B(x, r) \cap Z'_i)}{r/\delta} \lesssim 1.$$

Theorem 6, Lemma 3.3, Lemma 4.7, and Lemma 4.6 can be combined to give the following estimate. This is analogous to [KWZ23, Proposition 3.3]:

Proposition 4.8 (Analogous to [KWZ23, Proposition 3.3]). *Suppose that X is τ -twisty. For all $\epsilon > 0$ the following holds. Let $\delta \in (0, 1]$, let $r \in [\delta, 1]$, and let $\rho \in [\delta, \min((\delta r)^{1/2}, r/\delta)]$. Let (L, Y) and (L', Y') be sets of δ -separated curves with regular, λ -dense shadings. Suppose that $L' \subset L \cap B(\ell_0, \rho)$ and*

$$(4.35) \quad Y'(\ell') \subset \{\mathbf{x} : r_L(\mathbf{x}) \sim r, \theta(\ell') \in J_L(\mathbf{x})\}$$

for each $\ell' \in L'$. Fix $K \geq 1$. Then at least one of the following must happen.

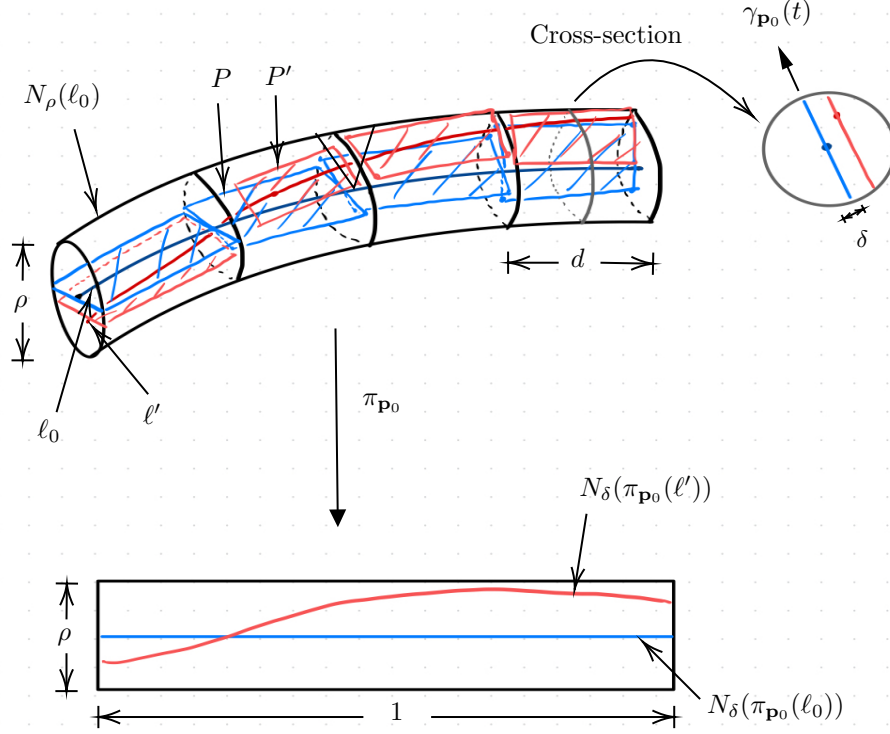


FIGURE 5. The grain structure of $\mathcal{C}(X)$ inside $N_\rho(\ell_0)$. Another curve $\ell' \in B(\ell_0, \rho)$ is depicted in red. The prisms in $\mathcal{P}_\rho(\ell_0)$ intersecting ℓ_0 and ℓ' are colored light blue and light red respectively, and two such prisms are labeled P and P' respectively. To the right, we show a cross section of $N_\rho(\ell_0)$. The cross sections of the grains are parallel up to error δ , and pointing in direction $\gamma_{\mathbf{p}_0}(t)$. At the bottom is the projection of the grains in $N_\rho(\ell_0)$ under $\pi_{\mathbf{p}_0}$. The light-blue grains project to the blue line, and the light-red grains project to the red curve. This captures the geometry used in Lemma 4.6.

(A) There is a curve $\tilde{\ell} \in B(\ell_0, 2\rho)$ and a $\Omega(\lambda^4)$ -dense shading \tilde{Y} of $\tilde{\ell}$ by ρ -cubes with

$$(4.36) \quad |Q \cap E_L| \gtrsim_\epsilon \delta^\epsilon (\tau\lambda)^6 K^{-1} ((\delta/\rho)\#L') |Q| \text{ for each } \rho\text{-cube } Q \subset \tilde{Y}(\tilde{\ell}).$$

(B) There is $\rho' \in [\delta K^{1/10}, \min((\delta r)^{1/2}, r/\delta)]$ and an arrangement $(\tilde{L}, \tilde{Y})_{\rho'}$ of curves with $\Omega^*(\lambda^4)$ -dense shading. For each $\tilde{\ell} \in \tilde{L}$ we have

$$(4.37) \quad |Q \cap E_L| \gtrsim_\epsilon \delta^\epsilon (\tau\lambda)^6 |Q| \text{ for each } \rho'\text{-cube } Q \subset \tilde{Y}(\tilde{\ell}).$$

Also $\Omega^*(\#L')$ of the curves $\ell' \in L'$ satisfy $\ell' \in B(\tilde{\ell}, O(\rho'))$, for some $\tilde{\ell} \in \tilde{L}$.

Proof. We give the proof of Case (A) only, since one can make similar adjustments to Case (B) and follow the proof of [KWZ23, Proposition 3.3].

Apply Lemma 4.7 to L' with parameter K ; we obtain a partition $L' = L^* \sqcup L^{**}$, where $L^{**} = L_1^{**} \sqcup \dots \sqcup L_M^{**}$.

Case (A): $\#L^* \geq \frac{1}{2}\#L'$.

Apply part 2 of Lemma 3.3 to L^* (or more precisely to the corresponding parameters). Then F satisfies the one-dimensional ball condition with $K = O(\tau^{-3}K)$. For each $\ell \in L^*$ define $Y^*(\ell) = Y'(\ell)$. Applying Lemma 4.6 with L as above and (L^*, Y^*) in place of (L', Y') , we get a curve $\tilde{\ell} \in B(\ell_0, 2t)$ and a $\Omega^*(\lambda^4)$ -dense shading $\tilde{Y}(\tilde{\ell})$ by t -cubes. After replacing (L^*, Y^*) with a $\Omega^*(1)$ -density refinement, we have that for each t -cube $Q \subset \tilde{Y}(\tilde{\ell})$,

$$(4.38) \quad |E_L \cap Q| \gtrsim \lambda^3 \rho^2 \left| \bigcup_{\ell \in L^*} \pi_{\ell_0}(Y^*(\ell)) \right|$$

$$(4.39) \quad \gtrsim_{\epsilon} (\lambda^3 \rho^2) (\delta^{\epsilon/2} \tau^6 \lambda^3 K^{-1} (\delta \#L^*))$$

$$(4.40) \quad \gtrsim_{\epsilon} \delta^{\epsilon} (\tau \lambda)^6 K^{-1} ((\delta/\rho) \#L') |Q|.$$

In the second line we applied Theorem 6, which is justified by part 1 of Lemma 3.3. \square

Remark 4.9. *Proposition 4.8 is the only place where the τ -coniness condition is used.*

5. PROOF OF THEOREM 2

In this section, we combine Proposition 4.8 with 3-linear Kakeya (Theorem 5) and induction on scales to prove Theorem 2. In [KWZ23] the multilinear Kakeya theorem was not required. The family $\mathcal{L}_{\text{SL}_2}$ is planey, which allows one to take $\rho \in [\delta, (\delta r)^{1/2}]$ instead of in $[\delta, \min((\delta r)^{1/2}, r/\delta)]$ in Proposition 4.8. This makes the argument in [KWZ23] efficient. When $r \leq \delta^a = \delta^{0.303\dots}$ (in a given step of the induction), we run the Katz-Wu-Zahl argument. When $r \geq \delta^a$, we apply multilinear Kakeya. When inducting, we need to ensure that the curves at the coarser scale continue to satisfy the two-dimensional ball condition. The following Lemma taken directly from [KWZ23] lets us do this.

Lemma 5.1 ([KWZ23, Lemma 4.1]). *Let $0 < \delta \leq \rho \leq r \leq 1$ and let $L, \tilde{L} \subset C(X)$.*

- (1) *Suppose that \tilde{L} is ρ -separated and contained in a ball of radius r . Then there exists a set $\tilde{L}' \subset \tilde{L}$ with $\#\tilde{L}' \gtrsim (\rho/r)\#\tilde{L}$ satisfying the two-dimensional ball condition $\#(\tilde{L}' \cap B(\ell, s)) \leq (s/\rho)^2$.*
- (2) *Suppose that L obeys the two-dimensional ball condition $\#(L \cap B(\ell, s)) \leq (s/\delta)^2$ and $L \subset \cup_{\tilde{\ell} \in \tilde{L}} B(\tilde{\ell}, \rho)$. Then for all $\epsilon > 0$, there is $c = c(\epsilon) > 0$ and a set $\tilde{L}' \subset \tilde{L}$ with $\#\tilde{L}' \gtrsim c\delta^{\epsilon}(\delta/\rho)^2\#L$ that satisfies the two-dimensional ball condition $\#(\tilde{L}' \cap B(\ell, s)) \leq (s/\rho)^2$.*

Below is the modified version of Theorem 2 which works well with induction on scales.

Proposition 5.2. *Let X be τ -twisty, \mathfrak{c} -coney, and satisfy the basic conditions. There exists $c_1 = c_1(\epsilon)$ and $c_2 = c_2(\epsilon)$ so that the following holds for all $0 < \delta \leq \rho \ll 1$ and $0 < \lambda \leq 1$.*

Let $(L, Y)_{\rho}$ be a δ -separated collection of curves satisfying the two-dimensional ball condition $\#(L \cap B_r) \leq (\delta/r)^2$, with λ -dense shading. Assume in addition that $\theta(L) = \{\theta(\ell) : \ell \in L\}$ is contained in an interval of length $\ll \mathfrak{c}/|\log \delta|^3$. Then

$$(5.1) \quad |E_L| \geq c_1 \rho^{\epsilon} \delta^{2\epsilon} \mathfrak{c} (\tau \lambda)^W \rho^a (\rho^2 \#L)^{1-c_2},$$

where

$$(5.2) \quad W = W(\epsilon, \delta, \rho) = \exp\left(\frac{100 \log \rho}{\epsilon^3 \log \delta}\right),$$

and $a = (\sqrt{13} - 3)/2 \approx 0.303$ is the positive root of $a^2 + 3a - 1$.

Let us first see how Proposition 5.2 implies Theorem 2.

Proposition 5.2 implies Theorem 2. Partition the parameter space $\mathbf{p} = (p, \theta) \in B_1^3$ into $O(|\log \delta|^3/\mathfrak{c})$ many $(1 \times 1 \times \mathfrak{c}/|\log \delta|^3)$ -slabs, and let $L = L_1 \sqcup \dots \sqcup L_N$ be the corresponding partition of the set of curves. Choose the largest $L' = L_i$, so $\#L' \gtrsim \mathfrak{c}\#L$. Apply Proposition 5.2 with (L, Y) replaced by (L', Y) , ρ replaced by δ , and ϵ replaced by $\epsilon/10$ to get

$$(5.3) \quad |E_L| \geq |E_{L'}| \gtrsim_{\epsilon} \delta^{\epsilon} \mathfrak{c}(\tau\lambda)^W \rho^a (\rho^2 \#L')$$

$$(5.4) \quad \gtrsim_{\epsilon} \delta^{\epsilon/2} \mathfrak{c}^2 (\tau\lambda)^W \rho^a (\rho^2 \#L),$$

which gives the claim after taking δ small enough compared to ϵ . \square

Proof of Proposition 5.2. Steps 1 through 7 are essentially the same as steps 1 through 7 in [KWZ23, Proposition 4.2], with the exception of Step 2, where we use the broad-narrow angle $r_L(\mathbf{x})$. Step 8 is the new ingredient, where we combine the \mathfrak{c} -coniness assumption with the 3-linear Kakeya theorem.

Step 1: Setting up the induction (following [KWZ23, Step 1 pg. 16]):

If L is empty there is nothing to show. If L is nonempty, we can bound the volume of E_L by the volume of one tube. This gives the estimate

$$(5.5) \quad |E_L| \geq \lambda \rho^2.$$

If $\delta \geq c_1^{1/\epsilon}$ then the induction closes. By choosing $c_1(\epsilon)$ small enough, we may assume that δ is very small compared to ϵ . For $\delta > 0$ fixed, we prove the result by induction on ρ . If $\rho \geq \delta^{\epsilon}$, we are done by (5.5). By setting c_1 appropriately, we can assume that $\rho > 0$ is so small that

$$(5.6) \quad (2^{100|\log \rho|/\log |\log \rho|})^{-J} \geq \rho^{1/J}, \quad J = \max(c_2^{-2}, \exp(100/\epsilon^3)).$$

In practice, we may choose $c_2(\epsilon) = \epsilon^6$. As a consequence, expressions like $(2^{100|\log \rho|/\log |\log \rho|})^{-W(\epsilon, \delta, \rho)}$ are bounded below by ρ^{ϵ^2} . For δ and ρ fixed, we prove Proposition 5.2 by induction on $\#L$. If $\#L \leq \rho^{-\epsilon/2}$ and L is nonempty, we are done by (5.5). Assume that $\#L > \rho^{-\epsilon/2}$ from now on.

Step 2: Finding a typical angle r (following [KWZ23, Step 2 pg. 16])

Apply Lemma 2.9 to each $\ell \in L$ and let $Y_1(\ell) \subset Y(\ell)$ be a $\lambda/2$ -dense regular shading. Set $L_1 = L$. Decompose $Y_1(\ell)$ into $Y_1^{low}(\ell) \sqcup Y_1^{high}(\ell)$, where

$$(5.7) \quad Y_1^{low}(\ell) = \{\mathbf{x} \in Y(\ell) : \#L(\mathbf{x}) \leq \rho^{-\epsilon}\}$$

and $Y_1^{high}(\ell) = Y_1(\ell) \setminus Y_1^{low}(\ell)$. If $\sum_{\ell \in L_1} Y_1^{low}(\ell) \geq \sum_{\ell \in L_1} Y_1^{high}(\ell)$ then

$$(5.8) \quad |E_L| \geq \rho^{\epsilon} \frac{\lambda}{4} \rho^2 \#L$$

by double counting. If $c_2 \leq 1/4$ the induction closes. Assume that we are in the high multiplicity case and define $Y_2(\ell) = Y_1^{high}(\ell)$. Set $L_2 = L_1$. By swapping the order of

summation, we can compute

(5.9)

$$\sum_r \sum_{\ell \in L_1} |\{\mathbf{x} \in Y_2(\ell) : r_{L_1}(\mathbf{x}) \sim r \text{ and } \theta(\ell) \in J_{L_1}(\mathbf{x})\}| = \int_{\{\mathbf{x} : \#L_1(\mathbf{x}) > \rho^{-\epsilon}\}} \#\{\ell \in L_1(\mathbf{x}) : \theta(\ell) \in J_{L_1}(\mathbf{x})\}$$

(5.10)

$$\gtrsim \int_{\{\mathbf{x} : \#L_1(\mathbf{x}) > \rho^{-\epsilon}\}} 100^{-|\log \delta| / \log |\log \delta|} \#L_1(\mathbf{x}) d\mathbf{x}$$

(5.11)

$$\gtrsim \lambda \rho^2 \#L.$$

Pigeonhole $r = |\log \rho|^{-j}$ so that

$$(5.12) \quad \sum_{\ell \in L_1} |\{\mathbf{x} \in Y_2(\ell) : r_{L_1}(\mathbf{x}) \sim r \text{ and } \theta(\ell) \in J_{L_1}(\mathbf{x})\}| \gtrsim \lambda \rho^2 \#L.$$

For each $\ell \in L_1$ define

$$(5.13) \quad Y_3(\ell) = \{\mathbf{x} \in Y_2(\ell) : r_{L_1}(\mathbf{x}) \sim r \text{ and } \theta(\ell) \in J_{L_1}(\mathbf{x})\}.$$

If we set

$$(5.14) \quad L_3 = \{\ell \in L_2 : |Y_3(\ell)| \gtrsim \lambda \rho^2\},$$

and choose the implied factors appropriately, we find

$$(5.15) \quad \#L_3 \gtrsim \#L.$$

We have $\#L_3(p) \lesssim r/\rho$, so

$$(5.16) \quad |E_L| \geq |E_{L_3}| \gtrsim (\rho/r) \sum_{\ell \in L_3} |Y_3(\ell)| \gtrsim (\rho/r) \lambda (\rho^2 \#L).$$

Either $r \geq \rho^{1-a}$ or the induction closes. However all we will use is $r \geq \rho^\epsilon$. Apply Lemma 2.9 to each $\ell \in L_3$ and let $Y_4(\ell)$ be the $\Omega^*(\lambda)$ -dense regular shading. Define $L_4 = L_3$.

Step 3: A large subset is contained in a $1 \times r$ tube (following [KWZ23, Step 3 pg. 17]) Let \mathcal{B} be a set of $O(r^{-3})$ boundedly overlapping balls whose union covers L_4 . For each $B \in \mathcal{B}$, let $L_4^B = L_4 \cap B$. There are $O(1)$ balls $B \in \mathcal{B}$ with $\mathbf{x} \in E_{L_4^B}$. Thus

$$(5.17) \quad \left| \bigcup_{\ell \in L_4} Y_4(\ell) \right| \gtrsim \sum_{B \in \mathcal{B}} \left| \bigcup_{\ell \in L_4^B} Y_4(\ell) \right|.$$

Continuing to follow [KWZ23], set $N = \sup_{B \in \mathcal{B}} \#L_4^B$. If $N \leq \rho^{c_2} \#L$ we can apply the inductive hypothesis to find

(5.18)

$$\sum_{B \in \mathcal{B}} \left| \bigcup_{\ell \in L_4^B} Y_4(\ell) \right| \geq c_1 \rho^\epsilon \rho^a \delta^{2\epsilon} (2^{-10|\log \rho| / \log |\log \rho|} \lambda \alpha)^{W(\epsilon, \delta, \rho)} \sum_{B \in \mathcal{B}} (\rho^2 \#L_4^B)^{1-c_2}$$

(5.19)

$$\geq c_1 \rho^\epsilon \rho^a \delta^{2\epsilon} (\lambda \alpha)^{W(\epsilon, \delta, \rho)} (2^{-10|\log \rho| / \log |\log \rho|})^{W(\epsilon, \delta, \rho)} (\rho^2 \#L_4)^{1-c_2} (\#L_4/N)^{c_2}$$

(5.20)

$$\geq c_1 \rho^\epsilon \rho^a \delta^{2\epsilon} (\lambda \alpha)^{W(\epsilon, \delta, \rho)} (2^{-10|\log \rho| / \log |\log \rho|})^{W(\epsilon, \delta, \rho)+1} (\#L/N)^{c_2}.$$

The term in the brackets is at least $\rho^{c_2} (\#L/N)^{c_2} \geq 1$, so the induction closes. Henceforth assume that there is a set $L_5 = L_4^{B_0}$ satisfying

(5.21)

$$\#L_5 \geq \rho^{c_2} \#L.$$

Define $Y_5(\ell) = Y_4(\ell)$ for each $\ell \in L_5$.

Step 4: Clustering at scale $\tilde{\rho}$ (following [KWZ23, Step 4 pg. 17])

Let \mathcal{B}_0 be a cover of $\mathcal{C}(X) \cap B_0$ by boundedly overlapping balls of radius $\tilde{\rho} = \min((\rho r)^{1/2}, \rho/r)$. Pigeonhole an integer M and subset of balls $\mathcal{B} \subset \mathcal{B}_0$ so that

$$(5.22) \quad \sum_{B \in \mathcal{B}} \#(L_5 \cap B) \geq |\log \rho|^{-1} \#L_5$$

and

$$(5.23) \quad \#(B \cap L_5) \in [M, 2M) \text{ for all } B \in \mathcal{B}.$$

Define

$$(5.24) \quad \tilde{L} = \{\ell_B : B \in \mathcal{B}\},$$

where $\ell_B \in \mathcal{C}(X)$ is the center of B . For each $\tilde{\ell} \in \tilde{L}$, define $L_5(\tilde{\ell}) = L_5 \cap B(\tilde{\ell}, t)$. Let $(L_5(\tilde{\ell}), Y_5)_{\tilde{\rho}}$ be the restricted pair of curves and their shadings induced from Y_5 . We have

$$(5.25) \quad M \cdot (\#\tilde{L}) \gtrsim |\log \rho|^{-1} (\#L_5).$$

Step 5: Apply Proposition 4.8 (Following [KWZ23, Step 5 pg. 18])

For each $\tilde{\ell} \in \tilde{L}$, apply Proposition 4.8 with

- ρ in place of δ ; $2^{-10|\log \delta|/\log |\log \delta|} \lambda$ in place of λ ; r as above, and $\tilde{\rho}$ in place of ρ .
- (L_1, Y_1) in place of (L, Y) .
- $(L_5(\tilde{\ell}), Y_5)$ in place of (L', Y') .
- $\tilde{\ell}$ in place of ℓ_0 .
- $K = \rho^{-\epsilon^3}$ and $\epsilon_1 = \epsilon^4/40$ in place of ϵ .

Case (A): If $\tilde{\ell}$ is of Type (A), there is a shading $\tilde{Y}(\tilde{\ell})$ that is a union of $\tilde{\rho}$ -cubes, with $|\tilde{Y}(\tilde{\ell})| \gtrsim \lambda^4 \rho^2$, so that for each $\tilde{\rho}$ -cube $Q \subset \tilde{Y}(\tilde{\ell})$, we have

$$(5.26) \quad |Q \cap E_L| \geq |Q \cap E_{L_1}| \geq c_\epsilon \rho^{\epsilon_1} K^{-1} (\rho^{-O(\log |\log \rho|^{-1})} \lambda \tau)^6 ((\rho/\tilde{\rho})M) |Q|$$

$$(5.27) \quad \geq c_\epsilon \rho^{\epsilon^4/20 + \epsilon^3} (\lambda \tau)^6 ((\rho/\tilde{\rho})M) |Q|.$$

Case (B): If $\tilde{\ell}$ is of Type (B), there is a diameter $\rho' = \rho'(\tilde{\ell}) \in [\rho^{1-\epsilon^3/10}, \min((\rho r)^{1/2}, r/\rho)]$ and set $(L_\ell^*, Y_\ell^*)_{\rho'}$ of curves with a $\Omega^*(\lambda^4)$ dense shading. For each $\ell^* \in L_\ell^*$ and each ρ' -cube Q , we have

$$(5.28) \quad |Q \cap E_L| \geq |Q \cap E_{L_1}| \geq c_\epsilon \rho^{\epsilon^4/30} (\lambda \tau)^6 |Q|.$$

And $\Omega^*(\#L_5(\tilde{\ell}))$ of the curves satisfy $\ell \in B(\ell^*, O(\rho'))$ for some $\ell^* \in L_\ell^*$.

Step 6: Close induction when $r \leq \rho^a$ and Case (A) holds (Following [KWZ23, Step 6 pg. 18])

Suppose that at least half the curves from \tilde{L} are of Type (A), and refined \tilde{L} to contain only those curves. Apply Lemma 5.1 with L_5 in place of L ; \tilde{L} as above; ρ in place of δ ; $\tilde{\rho}$ in place of ρ ; and r as above. We obtain $\tilde{L}' \subset \tilde{L}$ obeying the two-dimensional ball condition and has size

$$(5.29) \quad \#\tilde{L}' \gtrsim (\tilde{\rho}/r) (\#\tilde{L}) \gtrsim_{\rho} (\tilde{\rho}/r)^{1/2} N/M.$$

Apply the inductive hypothesis at scale $\tilde{\rho}$ to (\tilde{L}', \tilde{Y}) with $\tilde{\lambda} = \Omega^*(\lambda^4)$:

$$(5.30) \quad \left| \bigcup_{\tilde{\ell} \in \tilde{L}} \tilde{Y}(\tilde{\ell}) \right| \geq c_1 \mathfrak{c} \tilde{\rho}^a \delta^{2\epsilon} \tilde{\rho}^\epsilon (\tilde{\lambda} \tau)^{W(\epsilon, \delta, \tilde{\rho})} (\tilde{\rho}^2 \# \tilde{L}')^{1-c_2}$$

$$(5.31) \quad \geq \rho^{-\epsilon^2/2} c_1 \mathfrak{c} \rho^\epsilon \delta^{2\epsilon} \tilde{\rho}^a (\lambda \tau)^{\frac{1}{2} W(\epsilon, \delta, \rho)} (\tilde{\rho}^2 (\tilde{\rho}/r) N/M)^{1-c_2}.$$

The set on the LHS of (5.30) is a union of $\tilde{\rho}$ -cubes Q , and (5.26) gives a lower bound for $|Q \cap E_L|$ in terms of $|Q|$. Therefore

$$(5.32) \quad |E_L| \geq (c_\epsilon \rho^{\epsilon^4/20+\epsilon^3} \lambda^6 (\rho/\tilde{\rho}) M) \left| \bigcup_{\tilde{\ell} \in \tilde{L}'} \tilde{Y}(\tilde{\ell}) \right|$$

$$(5.33) \quad \geq (c_\epsilon \rho^{\epsilon^4/20+\epsilon^3} \lambda^6 (\rho/\tilde{\rho}) M) (\rho^{-\epsilon^2/2} c_1 \mathfrak{c} \rho^\epsilon \delta^{2\epsilon} \tilde{\rho}^a (\lambda \tau)^{\frac{1}{2} W(\epsilon, \delta, \rho)} (\tilde{\rho}^2 (\tilde{\rho}/r) N/M)^{1-c_2})$$

$$(5.34) \quad \geq (c_\epsilon \rho^{\epsilon_1+4c_2+\epsilon^3-\epsilon^2/2}) (c_1 \mathfrak{c} \rho^\epsilon \delta^{2\epsilon} (\lambda \tau)^{W(\epsilon, \delta, \rho)} \tilde{\rho}^{2+a} / (\rho r)) (\rho^2 \# L)^{1-c_2}.$$

The first term in brackets is ≥ 1 as long as ϵ is sufficiently small ($\epsilon < 1/100$ works) and $c_1(\epsilon)$ is taken sufficiently small, which forces ρ to be sufficiently small. When $r \leq \rho^{1/3}$, $\tilde{\rho} = (\rho r)^{1/2}$. Then we get $\tilde{\rho}^{2+a} / (\rho r) = (\rho r)^{a/2} \geq \rho^a$, so the induction closes. When $r \geq \rho^{1/3}$ we have $\tilde{\rho} = \rho/r$. Since $a^2 + 3a - 1 = 0$ by assumption,

$$(5.35) \quad \tilde{\rho}^{2+a} / (\rho r) \geq \rho^{-a^2-3a+1} \rho^a = \rho^a,$$

and the induction closes.

Step 7: Close induction in case (B) (Following [KWZ23, Step 7 pg. 19])

This case is almost identical to [KWZ23]. One only needs to track the extra factor $\mathfrak{c} \tau^W \delta^a$ in their argument. We omit this easy extension.

Step 8: Close induction in case $r \geq \rho^a$

By Hölder's inequality,

$$(5.36) \quad \left| \bigcup_{\ell \in L_5} Y_5(\ell) \right| \gtrsim \frac{(\lambda \delta^2 \# L_5)^3}{\left\| \sum_{\ell \in L_5} \chi_{Y_5(\ell)} \right\|_{3/2}^3}.$$

Fix $\mathbf{x} \in \bigcup_{\ell \in L_5} Y_5(\ell)$. Since $Y_5(\ell) \subset \{\mathbf{x} \in Y_1(\ell) : r_{L_1}(\mathbf{x}) \sim r\}$, there is an interval J of length r and 3 subsets $L'_1(\mathbf{x}), L''_1(\mathbf{x}), L'''_1(\mathbf{x}) \subset (L_1)_J(\mathbf{x})$ which are $r/|\log \delta|$ θ -separated and have size $\gtrsim \#L_1(\mathbf{x})$. By assumption $\theta(L)$ is contained in an interval of length $\ll \mathfrak{c}/|\log \delta|^3$, so $r \ll \mathfrak{c}/|\log \delta|^3$. If $\ell_{\mathbf{p}'} \in L'_1(\mathbf{x}), \ell_{\mathbf{p}''} \in L''_1(\mathbf{x}), \ell_{\mathbf{p}'''} \in L'''_1(\mathbf{x})$ then the \mathfrak{c} -coniness assumption and Lemma 3.2 imply that

$$(5.37) \quad |\mathbf{n}_{\mathbf{p}'}(t) \wedge \mathbf{n}_{\mathbf{p}''}(t) \wedge \mathbf{n}_{\mathbf{p}'''}(t)| \gtrsim \mathfrak{c} (r/|\log \rho|)^3 \gtrsim \mathfrak{c} r^3.$$

Compute

$$(5.38) \quad \left(\sum_{\ell \in L_5(\mathbf{x})} \chi_{Y_5(\ell)} \right)^3 \lesssim (\#L'_1(p)) (\#L''_1(p)) (\#L'''_1(p)) \lesssim \mathfrak{c}^{-1} r^{-3} \sum_{(\ell_{\mathbf{p}'}, \ell_{\mathbf{p}''}, \ell_{\mathbf{p}'''}) \in L_1(\mathbf{x})^3} \chi_{T_1} \chi_{T_2} \chi_{T_3} |\mathbf{n}_{\mathbf{p}'}(t) \wedge \mathbf{n}_{\mathbf{p}''}(t) \wedge \mathbf{n}_{\mathbf{p}'''}(t)|.$$

Integrate the square root of (5.38) and apply 3-linear Kakeya (Theorem 5) with ϵ replaced by ϵ_1 :

$$(5.39) \quad \int \left(\sum_{\ell \in L_5} \chi_{Y_5(\ell)} \right)^{3/2} \lesssim_\epsilon C_{\epsilon_1} \rho^{-\epsilon_1} \mathfrak{c}^{-1/2} r^{-3/2} \rho^3 (\#L_1)^{3/2}.$$

Combining (5.39) with (5.36), we find

$$(5.40) \quad |E_L| \gtrsim_{\epsilon} \frac{(\lambda \rho^2 \#L_5)^3}{\delta^{-\epsilon_1} \mathbf{c}^{-1} r^{-3} \rho^3 (\#L_1)^3}$$

$$(5.41) \quad \gtrsim_{\epsilon} \rho^{\epsilon_1} \mathbf{c} \lambda^3 r^3,$$

since $\#L_5 \gtrsim \#L_1$. Since $\#L_5$ satisfies the 2-dimensional ball condition and is contained in a ball of radius r , and (5.21), we get

$$(5.42) \quad r^2 \geq \rho^{c_2} \rho^2 \#L.$$

Combining this with (5.41),

$$(5.43) \quad |E_L| \gtrsim_{\epsilon} \rho^{\epsilon_1} r \mathbf{c} \lambda^3 \rho^{c_2} \rho^2 \#L$$

$$(5.44) \quad \gtrsim_{\epsilon} \rho^{\epsilon_1 + 3c_2} \mathbf{c} \lambda^3 \rho^a (\rho^2 \#L)^{1-c_2}.$$

If we choose $\epsilon_1 = \epsilon/10$, then $\rho^{\epsilon_1 + 3c_2} \geq \rho^{\epsilon/2}$. If we choose $c_1(\epsilon)$ sufficiently small, which forces ρ to be sufficiently small, the induction closes. \square

6. PROOF OF THEOREM 1

6.1. Rescaled $\mathcal{C}(\phi)$ curves. Given a translation invariant phase function

$$(6.1) \quad \phi(x, t, \xi) = \langle x, \xi \rangle + \psi(t, \xi),$$

recall that the family $\mathcal{C}(\phi)$ consists of curves of the form

$$(6.2) \quad \ell_{\xi, v}(t) = (v - \nabla_{\xi} \psi(t, \xi), t)$$

$$(6.3) \quad = (\Phi(\xi, v, t), t),$$

where $\Phi(\xi, v, t) = v - \nabla_{\xi} \psi(t, \xi)$. In the next subsection, we will formulate a two-ends version of Theorem 1. We will therefore need to work with a rescaled version of $\mathcal{C}(\phi)$ inside a radius τ ball B_{τ} .

Definition 6.1 (Rescaled family $\mathcal{C}^{\tau}(t_0, \phi)$). *Fix $t_0 \in B_1^1$ and $\tau \in (0, 1]$. The family $\mathcal{C}^{\tau}(t_0, \phi)$ consists of curves*

$$(6.4) \quad \ell_{\xi, v}(t) = (\tau^{-1} \Phi(\xi, \tau v, \tau t), t),$$

where $t \in B(t_0, 1)$. Also define

$$(6.5) \quad \Phi^{\tau}(\xi, v, t) = \tau^{-1} \Phi(\xi, \tau v, \tau t).$$

Example 6.2. *Consider the model family*

$$(6.6) \quad \phi_{A, B}(x, t, \xi) = \langle x, \xi \rangle + \frac{1}{2} \langle (tA + t^2 B) \xi, \xi \rangle.$$

Then $\ell_{\xi, v} \in \mathcal{C}^{\tau}(\phi_{A, B}, 0)$ is

$$(6.7) \quad \ell_{\xi, v}(t) = (v - [tA + \tau t^2 B] \xi, t).$$

When $B = 0$, this is the standard family of lines which rescales well. In general, the family approaches the standard lines as $\tau \rightarrow 0$.

The next Lemma says that two intersecting curves in $\mathcal{C}^{\tau}(t_0, \phi)$ escape each other at a rate similar to straight lines.

Lemma 6.3. *Let ϕ be a translation invariant phase function satisfying Hörmander's conditions. Take $\ell_1 = \ell_{\xi_1, v_1}, \ell_2 = \ell_{\xi_2, v_2} \in \mathcal{C}^\tau(t_0, \phi)$ which intersect at height t . Then*

$$(6.8) \quad |\ell_1(t') - \ell_2(t')| \sim |t' - t| |\xi_1 - \xi_2|,$$

with implicit constant depending only on ϕ .

Proof. We have

$$(6.9) \quad \Phi^\tau(\xi, v, t') = v - \tau^{-1} \nabla_\xi \phi(\tau t', \xi).$$

Using $\Phi^\tau(\xi_1, v_1, t) = \Phi^\tau(\xi_2, v_2, t)$ to solve for $v_1 - v_2$ and two applications of the fundamental theorem of calculus, we find

$$(6.10)$$

$$(6.11) \quad \begin{aligned} \Phi^\tau(\xi_1, v_1, t') - \Phi^\tau(\xi_2, v_2, t') &= \tau^{-1} [\nabla_\xi \phi(\tau t', \xi_2) - \nabla_\xi \phi(\tau t', \xi_1)] \\ &\quad - \tau^{-1} [\nabla_\xi \phi(\tau t, \xi_2) \nabla_\xi \phi(\tau t, \xi_1)] \end{aligned}$$

$$(6.12) \quad = \int_0^1 \int_0^1 \partial_t \nabla_\xi^2 \psi(\tau(t + s(t' - t)), \xi_1 + (\xi_2 - \xi_1)r) ds dr \cdot (\xi_2 - \xi_1)(t' - t).$$

The matrix $\partial_t \nabla_\xi^2 \psi(s, \xi)$ is nondegenerate by (H2). The claim follows by taking absolute values of (6.12). \square

6.2. Two-ends Reduction. We now discuss the standard two-ends reduction, which lets us assume that not too much mass is concentrated on one end of the tube.

Definition 6.4 (ϵ_0 -two-ends). *We call a shading $Y(\ell) \subset N_\delta(\ell)$ ϵ_0 -two-ends if for all $\mathbf{x} \in \mathbb{R}^3$ and $\delta \leq r \leq 1$,*

$$(6.13) \quad |Y(\ell) \cap B_r(\mathbf{x})| \leq r^{\epsilon_0} |Y(\ell)|.$$

The next Lemma says that we can find a relatively large two-ends piece inside a λ -dense shading $Y(\ell)$.

Lemma 6.5 (Large two-ends piece [Tao09, Lemma 6]). *Let $Y(\ell)$ be a λ -dense shading and fix $0 < \epsilon_0 < 1$. There is a ball $B(\mathbf{x}, r)$ with $r \in [\lambda, 1]$ and*

$$(6.14) \quad |Y(\ell) \cap B(\mathbf{p}, r)| \geq \delta^{\epsilon_0} |Y(\ell)|.$$

And for all $\mathbf{x}' \in \mathbb{R}^3$ and $\delta \leq r' \leq 1$ we have

$$(6.15) \quad |Y(\ell) \cap B(\mathbf{x}', r') \cap B(\mathbf{x}, r)| \leq (r'/r)^{\epsilon_0} |Y(\ell) \cap B(\mathbf{x}, r)|.$$

We will reduce Theorem 1 to a ϵ_0 -two-ends version. Suppose we've passed to a τ -ball in the variable $\mathbf{x} \in B^3$. When verifying that hairbrushes are coney later on, we need to assume L is contained in a $c_1 \tau$ -ball, where c_1 is a small constant depending only on $\epsilon_\phi, \epsilon_0$, and other constants depending only on ϕ . This will essentially allow us to ignore the terms in ψ of order $O(|\xi|^3)$ when verifying our hairbrushes are twisty and coney in Section 7.

Proposition 6.6 (Two-ends Version of Theorem 1). *Let ϕ be a phase function satisfying the hypotheses in Theorem 1. Fix $\epsilon_0, \epsilon > 0$. There exists a constant $M = M(\epsilon)$ so that the following holds. Fix $\tau \in (0, 1]$ and $t_0 \in B_1^1$. Let (L, Y) be a collection of δ -direction separated curves in $\mathcal{C}^\tau(t_0, \phi)$ with their associated λ -dense ϵ_0 -two-ends shadings. Assume that L is contained in some $c_1 \tau$ -ball. Then*

$$(6.16) \quad |E_L| \gtrsim_{\epsilon_0, \epsilon} \delta^\epsilon (\tau \lambda)^M \delta^{\frac{\alpha+1}{2}} (\delta^2 \#L)^{3/4}.$$

Proposition 6.6 implies Theorem 1. This reduction is mostly standard, though we won't need to run it as efficiently since large losses in λ are okay. Apply Lemma 6.5 to each $Y(\ell)$ and let $B(\mathbf{x}_\ell, r_\ell)$ be the resulting ball. Define the shading

$$(6.17) \quad Y'(\ell) = Y(\ell) \cap B(\mathbf{x}_\ell, r_\ell).$$

Notice that $|Y'(\ell)| \geq \lambda^{1+\epsilon_0} \delta^2$. By pigeonholing, we may select $\tau \in [\lambda, 1]$ and $L' \subset L$ satisfying $\#L' \geq |\log \delta| \#L$ and $r_\ell \sim \tau$ for each $\ell \in L'$. Let \mathcal{B} be a cover of $B_{\epsilon_\phi}^3$ by boundedly overlapping balls of radius 10τ . Each $\ell \in L'$ lies completely inside at least one of the balls, so we have a partition $L' = \bigsqcup_{B \in \mathcal{B}} L'_B$. Isolate the most popular ball $B \in \mathcal{B}$ with $\#L_B \gtrsim \tau^{-3} \#L$.

Let t_B be the t -coordinate of the center of B . After applying the isotropic rescaling $\mathbf{x} \mapsto \tau^{-1} \mathbf{x}$, B becomes a ball \tilde{B} of radius ~ 1 , ℓ becomes a curves $\tilde{\ell}$ in $C^\tau(t_B, \phi)$, and $Y(\ell)$ becomes a ϵ_0 -two-ends $\lambda^{1+\epsilon_0}$ -dense shading by $\tau^{-1} \delta$ -cubes $\tilde{Y}(\tilde{\ell})$. Let $\tilde{L}'_B \subset C^\tau(t_B, \phi)$ be the collection of rescaled curves. We may extract a (δ/τ) -direction separated subset $\tilde{L}''_B \subset \tilde{L}'_B$ with $\#\tilde{L}''_B \gtrsim \tau^2 \#L$. We now partition L''_B in the parameter space $C^\tau(t_B, \phi) \simeq \mathbb{R}^4$. Cover L''_B by approximately $(c_1\tau)^{-4}$ balls B' of radius $c_1\tau$, and choose the most popular one. This gives a set $L''_{B,B'} \subset L''_B$ satisfying the hypotheses of Proposition 6.6 with $\#L''_{B,B'} \gtrsim_{\epsilon_0} \tau^6 \#L$. Applying the Proposition with δ replaced by δ/τ and λ replaced by $\lambda^{1+\epsilon_0}$, we find

$$(6.18) \quad |E_L| \geq \tau^3 \left| \bigcup_{\tilde{\ell} \in L''_{B,B'}} \tilde{Y}(\tilde{\ell}) \right|$$

$$(6.19) \quad \gtrsim \tau^3 (\tau \lambda^{1+\epsilon_0})^M (\delta/\tau)^{\frac{a+1}{2}} ((\delta/\tau)^2 \#L''_{B,B'})^{3/4}$$

$$(6.20) \quad \gtrsim \delta^\epsilon \lambda^{M'} \delta^{\frac{a+1}{2}} (\delta^2 \#L)^{3/4},$$

where $M' = 3M + 10$. □

6.3. The Bush Bound. In Wolff's hairbrush reduction, we need to estimate a union of hairbrushes. This uses the following bush argument originally due to Bourgain [Bou91a].

Lemma 6.7 (Bush Bound for $\mathcal{C}(\phi)$). *Let $\phi : B_{\epsilon_\phi}^3 \times B_{\epsilon_\phi}^2 \rightarrow \mathbb{R}$ be a phase function satisfying Hörmander's conditions. Let $L \subset C^\tau(t_0, \phi)$, $E \subset \mathbb{R}^3$, and $0 < \sigma < \epsilon \leq 1$. Assume that*

$$(6.21) \quad N_\sigma(\ell) \cap N_\sigma(\ell') \text{ implies } |\xi - \xi'| \geq C\epsilon,$$

and for all $\mathbf{x} \in \mathbb{R}^3$ and $\ell \in L$,

$$(6.22) \quad |N_\sigma(\ell) \cap E \cap (\mathbb{R}^3 \setminus B(\mathbf{x}, \sigma/\epsilon))| \gtrsim \lambda \sigma^2.$$

Then

$$(6.23) \quad |E| \gtrsim \lambda \sigma^2 (\#L)^{1/2}.$$

Proof. We have $\sum_{\ell \in L} |N_\sigma(\ell) \cap E| \gtrsim \lambda \sigma^2 \#L$, so there is some point $\mathbf{x} \in E$ belonging to $\gtrsim \lambda \delta^2 \#L |E|^{-1}$ many $N_\sigma(\ell)$. Let L_1 be this collection of curves in the bush through \mathbf{x} . Define

$$(6.24) \quad T(\ell) = N_\sigma(\ell) \cap (\mathbb{R}^3 \setminus B(\mathbf{x}, \sigma/\epsilon))$$

for each $\ell \in L_1$. Next we will show that the sets $T(\ell)$ are pairwise disjoint. Choose $\ell_1, \ell_2 \in L_1$. In light of Lemma 2.5 (or rather a small adjustment with the parameter τ), we may assume that $\mathbf{x} = (x, t) \in \ell_1 \cap \ell_2$. By Lemma 6.3,

$$(6.25) \quad |\ell_1(t') - \ell_2(t')| \gtrsim (\sigma/\epsilon)(C\epsilon) = C\sigma$$

for $|t' - t| \geq \sigma/\epsilon$. As long as $C = O(1)$ is large enough, this shows $T(\ell_1) \cap T(\ell_2) = \emptyset$.

By assumption,

$$(6.26) \quad |T(\ell) \cap E| \gtrsim \lambda \sigma^2.$$

Therefore $|E| \gtrsim (\lambda \sigma^2)(\lambda \sigma^2 \#L|E|^{-1})$, which upon rearranging gives the lemma. \square

Remark 6.8. *The phase function ϕ does not need to be translation invariant. Lemma 6.7 is true under the assumption of Hörmander's conditions only.*

6.4. Wolff's Multiplicity Dichotomy. We will follow Wolff's lead to reduce Proposition 6.6 to an estimate on the volume of a hairbrush of curves, although we of course can't use his method to estimate the hairbrush. We locate a low and high multiplicity dichotomy just as in [Wol95].

Definition 6.9 (Low and high multiplicities). *Fix a number μ and consider the following possibilities:*

- **Case I (low multiplicity):** *There are at least $\#L/2$ curves $\ell \in L$ such that*

$$(6.27) \quad |\{\mathbf{x} \in Y(\ell) : \#\{\ell' \in L : \mathbf{x} \in N_\delta(\ell')\} \leq \mu\}| \geq \frac{\lambda}{2} \delta^2.$$

- **Case II $_\sigma$ (high multiplicity at angle σ):** *There are at least $C^{-1}|\log \delta|^{-1}\#L$ curves $\ell \in L$ such that*

$$(6.28) \quad |\{\mathbf{x} \in Y(\ell) : \#\{\ell' \in L : \mathbf{x} \in N_\delta(\ell) \text{ and } \sigma \leq \xi(\ell, \ell') \leq 2\sigma\} \geq (C|\log \delta|)^{-1}\mu\}| \geq (C|\log \delta|)^{-1}\lambda\delta^2.$$

Write L' for the set of these high-multiplicity curves.

Lemma 6.10 ([Wol95, Lemma 3.2]). *There is a multiplicity μ for which both I and II $_\sigma$ hold, for some $\sigma \in [\delta, (c_1\tau)]$.*

The proof is exactly the same as in [Wol95], though we reproduce it here.

Proof. Take the smallest μ for which I holds. Then there are $\#L/2$ many $\ell \in L$ for which

$$(6.29) \quad |\{\mathbf{x} \in Y(\ell) : \#\{\ell' \in L : \mathbf{x} \in N_\delta(\ell')\} \geq \mu\}| \geq \frac{\lambda}{2} \delta^2.$$

For any ℓ as in (6.29) and any $\mathbf{x} \in N_\delta(\ell)$ with $\#\{\ell' \in L : \mathbf{x} \in N_\delta(\ell')\} \geq \mu$, we may pigeonhole a common angle σ :

$$(6.30) \quad \#\{\ell' \in L : \mathbf{x} \in N_\delta(\ell'), \sigma \leq |\xi(\ell') - \xi(\ell)| \leq 2\sigma\} \gtrsim |\log \delta|^{-1}\mu.$$

Then for any ℓ as in (6.29) there is some σ such that

$$(6.31) \quad |\{\mathbf{x} \in Y(\ell) : \#\{\ell' \in L : \mathbf{x} \in N_\delta(\ell) \text{ and } \sigma \leq |\xi(\ell) - \xi(\ell')| \leq 2\sigma\} \geq (C|\log \delta|)^{-1}\mu\}| \geq (C|\log \delta|)^{-1}\lambda\delta^2,$$

for a constant $C = O(1)$. Therefore II $_\sigma$ holds with this choice of σ . \square

We make separate arguments in Case I and II $_\sigma$. Case I does not rely on any geometry.

Lemma 6.11. *If Case I holds then $|E_L| \gtrsim \lambda\mu^{-1}\delta^2\#L$.*

The proof is just double counting. Case II $_\sigma$ will follow from Theorem 2 after some work.

Lemma 6.12. *Assume the hypotheses on ϕ and (L, Y) from Proposition 6.6 and that II_σ holds. Fix a high multiplicity curve ℓ from Case II_σ . Fix $\epsilon > 0$. There exists $M = M(\epsilon)$ such that*

$$(6.32) \quad |N_\sigma(\ell) \cap E_L| \gtrsim_{\epsilon_0, \epsilon} \delta^\epsilon \sigma(\tau\lambda)^M \delta^{1+a} \mu.$$

The remainder of the present section and the next are devoted to the proof of Lemma 6.12. Let us first see how Proposition 6.6 follows from Lemmas 6.11, 6.12, and 6.7.

Proof of Proposition 6.6 from Lemmas 6.11, 6.12, and 6.7. By Lemma 6.10, I and II_σ hold at a multiplicity μ . Lemma 6.11 says that

$$(6.33) \quad |E_L| \gtrsim \lambda \mu^{-1} \delta^2 \#L.$$

For each $\mathbf{x}_0 \in \mathbb{R}^3$, consider the new shading (L, Y') , where $Y'(\ell) = Y(\ell) \setminus B(\mathbf{x}_0, c_0)$. The shading $Y(\ell)$ is λ -dense and ϵ_0 -two-ends, so we may take $c_0 = c_0(\epsilon_0)$ small enough that $Y'(\ell)$ is $\lambda/2$ -dense and still ϵ_0 -two-ends. Thus Lemma 6.12 applies to give

$$(6.34) \quad |N_\sigma(\ell) \cap E_L \cap (\mathbb{R}^3 \setminus B(\mathbf{x}_0, c_0))| \gtrsim_{\epsilon, \epsilon_0} \delta^\epsilon \sigma(\tau\lambda)^{M(\epsilon)} \delta^{1+a} \mu,$$

for each ℓ in the set of high multiplicity curves L' . Let C be the implicit constant in Lemma 6.7 and refine L' to a set L'' of $(C/c_0)\sigma$ -direction separated curves, where $\#L'' \gtrsim (\delta/\sigma)^2 \#L' \gtrsim (\delta/\sigma)^2 \#L$. We now apply Lemma 6.7 with ϵ replaced by σ/c_0 , σ the same, E replaced by E_L , L replaced by L'' , and λ replaced by $\tilde{\lambda} = \delta^\epsilon \sigma^{-1}(\tau\lambda)^M \delta^{1+a} \mu$:

$$(6.35) \quad |E_L| \gtrsim (\delta^{\epsilon/2} \sigma^{-1}(\tau\lambda)^M \delta^{1+a} \mu \sigma^2 (\#L'')^{1/2})$$

$$(6.36) \quad \gtrsim \delta^{2\epsilon} (\tau\lambda)^M \delta^{2+a} \mu (\#L)^{1/2}.$$

Taking the geometric mean of (6.33) and (6.35),

$$(6.37) \quad |E_L| \gtrsim \delta^\epsilon (\tau\lambda)^M \delta^{\frac{a+1}{2}} (\delta^2 \#L)^{3/4}.$$

□

6.5. Reducing to an ideal hairbrush. Let $\ell_0 = \ell_{\xi_0, v_0} \in L$ be a curve satisfying (6.28). There are $\gtrsim \lambda/\delta$ many δ -cubes along $Y(\ell_0)$, each of which is incident to $\gtrsim \mu$ many curves in L . Therefore there is a set $H \subset L$ of $\gtrsim \lambda\mu\delta^{-1}$ many curves passing through $N_\delta(\ell_0)$. In light of Lemma 2.5, we may assume that the curves in H pass directly through ℓ_0 . Write (H, Y) for the collection of hairbrushes with their associated shadings. Since $|\xi(\ell) - \xi(\ell_0)| \sim \sigma$ for each $\ell \in H$, Lemma 6.3 shows that

$$(6.38) \quad E_H \subset N_\sigma(\ell) \cap E_L,$$

so it is enough to prove (6.32) with the LHS replaced by $|E_H|$. We will now shear, cut, and stretch E_H to obtain an ideal hairbrush.

Shearing:

Apply the shear transformation

$$(6.39) \quad k(x, t) = (x - \Phi(\xi_0, v_0, t), t)$$

to E_H . We get a new collection H_1 of curves $\ell_1 = k(\ell)$ with shadings $Y_1(\ell_1) = k(Y(\ell))$ by sheared δ -cubes. Notice that Y_1 is still ϵ_0 -two-ends.

Cutting out the center of E_{H_1} :

For $\ell_1 \in H_1$, let $\theta(\ell_1)$ be the t -coordinate where ℓ_1 intersects the stem (the t -axis). Since $Y_1(\ell_1)$ is ϵ_0 -two-ends, the set

$$(6.40) \quad Y_2(\ell_1) = Y_1(\ell_1) \setminus B((0, 0, \ell_1(\theta)), c_0)$$

satisfies $|Y_2(\ell_1)| \geq \frac{\lambda}{2}\delta^2$, as long as $c_0 = c_{\epsilon_0}$ is small enough. Define $H_2 = H_1$. We may now assume that for each $\ell_2 \in H_2$, $|t - \theta(\ell)| \geq c_0$.

Radial rescaling of E_{H_2} :

Tile \mathbb{R}^3 by grid-aligned $\sigma^{-1}\delta$ -cubes Q . For each $\ell_3 \in H_3$, let $Y_3(\ell_3)$ be the union of those Q intersecting $j(Y_2(\ell_2))$. We have the following estimate on this new shading.

Lemma 6.13. *For each $\ell_3 \in H_3$, we have $|Y_3(\ell_3)| \gtrsim \lambda\sigma^2$ and*

$$(6.41) \quad |E_{(H_2, Y_2)_\delta}| \gtrsim \sigma^3 |E_{(H_3, Y_3)_{\sigma^{-1}\delta}}|.$$

Proof. Summing over the $\sigma^{-1}\delta$ -cubes Q in $Y_3(\ell_3)$,

$$(6.42) \quad |Y_3(\ell_3)| = \sum_{Q \subset Y_3(\ell_3)} |Q|$$

$$(6.43) \quad \geq \sum_{Q \subset Y_3(\ell_3)} |j(Y_2(\ell_2)) \cap Q|$$

$$(6.44) \quad \geq |j(Y_2(\ell_2))| \gtrsim \lambda(\sigma^{-1}\delta)^2.$$

For the second claim, write $E_{(H_3, Y_3)}$ as a union of $\sigma^{-1}\delta$ -cubes Q . The cube Q is included if it intersects $j(Y_2(\ell_2))$ for some $\ell \in L_2$. The set $j(Y_2(\ell_2))$ is a union of ≥ 1 slabs of dimension $\delta \times \sigma^{-1}\delta \times \sigma^{-1}\delta$. Certainly the 10-dilate $10Q$ contains at least one such slab, so $|j(E_{H_2}) \cap 10Q| \geq \delta^3/\sigma^2 = \sigma|Q|$. Therefore

$$(6.45) \quad |E_{H_2}| = \sigma^2 |j(E_{H_2})|$$

$$(6.46) \quad = \sigma^2 \sum_{Q \subset E_{H_3}} |j(E_{H_2}) \cap 10Q|$$

$$(6.47) \quad \geq \sigma^3 \sum_{Q \in E_{H_3}} = \sigma^3 |E_{H_3}|.$$

□

The Kakeya estimate required to give Lemma 6.12 is then

$$(6.48) \quad |E_{H_3}| \gtrsim \delta^\epsilon \sigma^{-2} (\lambda\tau)^M \delta^{1+a} \mu,$$

for some $M = M(\epsilon)$.

The family containing H_3 :

We now write explicitly the family of curves containing H_3 . The curves in the family are parameterized by where they intersect the stem, θ , and their “direction” ξ . After applying the shearing step, these are parameterized by

$$(6.49) \quad \ell_{1, \xi, \theta}(t) = (\Phi_{\xi_0}^\tau(\xi, \theta, t), t),$$

where

$$(6.50) \quad \Phi_{\xi_0}(\xi, \theta, t) = \nabla_\xi \psi(t, \xi_0 + \xi) - \nabla_\xi \psi(\theta, \xi_0 + \xi) + \nabla_\xi \psi(\theta, \xi_0) - \nabla_\xi \psi(t, \xi_0)$$

$$(6.51) \quad \Phi_{\xi_0}^\tau(\xi, \theta, t) = \tau^{-1} \Phi_{\xi_0}(\xi, \tau\theta, \tau t).$$

Here $|\xi| \sim \sigma$, $\sigma \in [\delta, c_1\tau]$, and $\xi_0 \in B_{\epsilon_\phi}^2$. After cutting out the center, the range of t is restricted to $|t - \theta| \geq c_0$, $t \in B(t_0, 1)$. After the radial rescaling steps, the curves are parameterized by

$$(6.52) \quad \ell_{3,\xi,\theta}(t) = (\Phi_{\xi_0}^{\tau,\sigma}(\xi, \theta, t), t),$$

where

$$(6.53) \quad \Phi_{\xi_0}^{\tau,\sigma}(\xi, \theta, t) = \sigma^{-1}\tau^{-1}\Phi_{\xi_0}(\sigma\xi, \tau\theta, \tau t).$$

The points $\{\xi(\ell_3) : \ell_3 \in H_3\}$ are $\delta\sigma^{-1}$ -separated and contained in an annulus of inner and outer radii ~ 1 . Below we summarize the idealized hairbrush families of curves.

Definition 6.14 (Hairbrush family of curves $\mathcal{H}_{\xi_0}^{\sigma,\tau}(\phi)$). *Fix $\epsilon_0 > 0$, $\tau \in (0, 1]$, $\sigma \in (0, c_1\tau]$. Let $\xi_0 \in B_{\epsilon_\phi}^2$. The family $\mathcal{H}_{\xi_0}^{\sigma,\tau}(\phi)$ consists of curves $\ell_{\xi,\theta}$ parameterized by*

$$(6.54) \quad \ell_{\xi,\theta}(t) = (\Phi_{\xi_0}^{\tau,\sigma}(\xi, \theta, t), t),$$

for t satisfying $t \in B(t_0, 1)$, $|t - \theta| \geq c_0$, and $\theta \in B(t_0, 1)$, $|\xi| \sim 1$. Write the domain

$$(6.55) \quad \Omega = \{(\xi, \theta, t) : |t - \theta| \geq c_0, t, \theta \in B(t_0, 1), |\xi| \sim 1\}.$$

Finishing the argument assuming conditions of Theorem 2 are satisfied:

The maps $\Phi_{\xi_0}^{\tau,\sigma}$ are the same as the defining functions in Definition 1.21, except that their domains are slightly more complicated. For the purposes of applying Theorem 2 to estimate $|E_{H_3}|$, we can certainly lose $O_{\epsilon_0,\phi}(1)$ factors. So we may cover the domain of $\Phi_{\xi_0}^{\tau,\sigma}$ by $O(1)$ many balls of radius ~ 1 , and apply Theorem 2 in the ball with the most curves. There is therefore no issue in checking that $\Phi_{\xi_0}^{\tau,\sigma}$ satisfies the basic, coniness, and twistiness conditions at each point in $\Omega^{\tau,\sigma}$ directly. We will undertake these calculations in Section 7 and show that:

Lemma 6.15. *Suppose that ϕ is translation invariant, negatively curved, and satisfies the open condition (1.42) in Theorem 1. Then $\mathcal{H}_{\xi_0}^{\sigma,\tau}(\phi)$ satisfies (with implicit constants possibly depending on ϵ_0 and ϕ):*

- Basic condition with $C_i \lesssim_i 1$,
- $\Omega(\tau^2)$ -coniness, and
- $\Omega(\tau^4)$ -twistiness.

Remark 6.16. *Lemma 6.15 is the only point where (1.42) is used.*

Once Lemma 6.15 has been verified, we apply Theorem 2 with:

- $\sigma^{-1}\delta$ in place of δ ,
- E_{H_3} in place of E ,
- H_3 in place of L ,
- $\Omega(\tau^2)$ in place of \mathfrak{c} ,
- $\Omega(\tau^4)$ in place of τ , and
- $\Omega(\lambda)$ in place of λ

to give

$$(6.56) \quad |E_{H_3}| \gtrsim (\delta/\sigma)^\epsilon \tau^{4M+4} \lambda^M (\delta/\sigma)^a ((\delta/\sigma)^2 \# H_3)$$

$$(6.57) \quad \gtrsim \delta^\epsilon \sigma^{-2} (\lambda\tau)^{M'} \delta^{1+a} \mu,$$

where $M' = 4M + 4$. This completes the proof of Lemma 6.12 conditional on Lemma 6.15.

7. PROOF OF THEOREM 1 PART 2: VERIFYING THE 3-PARAMETER FAMILY IS TWISTY AND CONEY (LEMMA 6.15)

7.1. An Instructive Special Case. The proof of Lemma 6.15 is motivated by a special case calculation for quadratic phase functions $\phi_{A,B}$, with $A \in \{I_+, I_-\}$ and B symmetric:

Example 7.1. Consider the family $\mathcal{H}_0^{1,1}(\phi_{A,B})$ with defining function

$$(7.1) \quad \Phi_0^{1,1}(\xi, \theta, t) = ((t - \theta)A + (t^2 - \theta^2)B)\xi.$$

There is a quadratic form $\xi \mapsto Q(\xi)$ such that

$$(7.2) \quad (t - \theta) \det(\dot{\omega}_{\xi, \theta, t}(\theta), \ddot{\omega}_{\xi, \theta, t}(\theta)) = -Q(\xi) + O(|(t, \theta)|),$$

$$(7.3) \quad \det M_{\xi, \theta}(t) = -Q(\xi)^2 + O(|(t, \theta)|).$$

The form Q is positive-definite precisely when $A = I_-$ and

$$(7.4) \quad |B_{12}(B_{22} - B_{11})| > \frac{1}{2} |(B_{22} + B_{11})(B_{22} - B_{11})|,$$

which is exactly (1.42) when $C = 0$.

This follows from the Mathematica calculation in Listing 3 in Appendix B. Consequently, $\mathcal{H}_0^{1,1}(\phi_{A,B})$ satisfies both twistiness and coniness everywhere precisely when the hypotheses of Theorem 1 are met. For general translation-invariant ϕ , our goal is to show that (7.1) and (7.2) are true to leading order in ξ , though with a quadratic form Q that depends on A, B and C . It is likely not a coincidence that the quadratic form and its square describe the leading order of both the twistiness determinant and the coniness determinant respectively. We suspect that this property won't persist if one tries to generalize to the non-translation invariant case. Below we run the calculations for translation invariant ϕ . We cannot assume $\sigma = \tau = 1$, though we can reduce to this case by various applications of the chain rule.

7.2. Useful Calculus Tools. It will be much more convenient to work with Φ_{ξ_0} than $\Phi_{\xi_0}^{\tau, \sigma}$. In what follows, we will do the main calculations with Φ_{ξ_0} , and translate them to $\Phi_{\xi_0}^{\tau, \sigma}$ by the chain rule. Going forward we suppress the subscript ξ_0 for ease of calculation. Also let

$$(7.5) \quad A = \partial_t \nabla_{\xi}^2 \psi(0, 0),$$

$$(7.6) \quad B = \partial_t^2 \nabla_{\xi}^2 \psi(0, 0),$$

$$(7.7) \quad C = \partial_t^3 \nabla_{\xi}^2 \psi(0, 0),$$

and define the skew-symmetric matrix

$$(7.8) \quad a = \begin{pmatrix} 0 & 1 \\ -1 & 0 \end{pmatrix}.$$

The spread curves in Definition 1.22 will appear frequently, and we give the dictionary between spread curves for $\Phi^{\tau, \sigma}$ and Φ below.

Lemma 7.2. Let $\omega_{\xi, \theta, t}(\theta')$ be the spread-curves associated to Φ , and $\omega_{\xi, \theta, t}^{\tau, \sigma}(\theta')$ the spread-curves associated to $\Phi^{\tau, \sigma}$. Then

$$(7.9) \quad \omega_{\xi, \theta, t}^{\tau, \sigma}(\theta') = \sigma^{-1} \omega_{\sigma \xi, \tau \theta, \tau t}(\tau \theta').$$

Proof. Define $\hat{\xi}_{\xi, \theta, t}(\theta')$ implicitly by

$$(7.10) \quad \Phi(\hat{\xi}_{\xi, \theta, t}(\theta'), \theta', t) = \Phi(\xi, \theta, t)$$

and $\hat{\xi}_{\xi, \theta, t}^{\tau, \sigma}(\theta')$ implicitly by

$$(7.11) \quad \Phi^{\tau, \sigma}(\hat{\xi}_{\xi, \theta, t}^{\tau, \sigma}(\theta'), \theta', t) = \Phi^{\tau, \sigma}(\xi, \theta, t).$$

Thus $\hat{\xi}_{\xi, \theta, t}^{\tau, \sigma}(\theta') = \sigma^{-1} \hat{\xi}_{\sigma\xi, \tau\theta, \tau t}(\tau\theta')$, so by the chain rule

$$(7.12) \quad \omega_{\xi, \theta, t}^{\tau, \sigma}(\theta') = \sigma^{-1} \partial_t \Phi(\hat{\xi}_{\sigma\xi, \tau\theta, \tau t}(\tau\theta'), \tau\theta', \tau t)$$

$$(7.13) \quad = \sigma^{-1} \omega_{\sigma\xi, \tau\theta, \tau t}(\tau\theta').$$

□

When working with Φ , the following calculus formulas will prove handy.

Lemma 7.3. *Define*

$$(7.14) \quad K(\xi, \theta, t) = \int_0^1 \partial_t \nabla_{\xi}^2 \psi(\theta, \xi_0 + s\xi) ds$$

$$(7.15) \quad J(\xi, \theta, t) = \int_0^1 \partial_t \nabla_{\xi}^2 \psi(\theta + s(t - \theta), \xi_0 + \xi) ds$$

$$(7.16) \quad J'(\xi, \theta, t) = \int_0^1 \int_0^1 s \partial_t^2 \nabla_{\xi}^2 \psi(\theta + rs(t - \theta), \xi_0 + \xi) dr ds$$

$$(7.17) \quad J''(\xi, \theta, t) = \int_0^1 \int_0^1 (1 - s) \partial_t^2 \nabla_{\xi}^2 \psi(\theta + (s - r(1 - s))(t - \theta), \xi_0 + \xi) dr ds$$

$$(7.18) \quad J'''(\xi, \theta, t) = \int_0^1 \int_0^1 \int_0^1 s^2 r \partial_t^3 \nabla_{\xi}^2 \psi(\theta + qrs(t - \theta), \xi_0 + \xi) dq dr ds.$$

Then

$$(7.19) \quad \nabla_{\xi} \Phi = (t - \theta) J$$

$$(7.20) \quad \partial_{\theta} \Phi = -K \xi$$

$$(7.21) \quad J - \partial_t \nabla_{\xi}^2 \psi(\theta, \xi_0 + \xi) = (t - \theta) J'$$

$$(7.22) \quad J - \partial_t \nabla_{\xi}^2 \psi(t, \xi_0 + \xi) = -(t - \theta) J''$$

$$(7.23) \quad J' - \frac{1}{2} \partial_t^2 \nabla_{\xi}^2 \psi(\theta, \xi_0 + \xi) = (t - \theta) J'''.$$

The proof of Lemma 7.3 is many easy applications of the fundamental theorem of calculus. One upshot is that $K(\xi, \theta, t)$ and $J(\xi, \theta, t)$ have determinant ~ 1 for $(\xi, \theta, t) \in B_{\epsilon_{\phi}}^2 \times B_{\epsilon_{\phi}} \times B_{\epsilon_{\phi}}$, and all of the other terms are $O(1)$. Using Lemma 7.3, we can give explicit formulas for $\dot{\omega}_{\xi, \theta, t}(\theta)$, $\ddot{\omega}_{\xi, \theta, t}(\theta)$, and $\ddot{\omega}_{\xi, \theta, t}(\theta)$.

Lemma 7.4.

(7.24)

$$\dot{\omega}_{\xi,\theta,t}(\theta) = (t - \theta)^{-1} \partial_t \nabla_{\xi}^2 \psi(t, \xi_0 + \xi) J^{-1} K \xi$$

(7.25)

$$= O(|t - \theta|^{-1} |\xi|)$$

(7.26)

$$\ddot{\omega}_{\xi,\theta,t}(\theta) = (t - \theta)^{-1} \partial_t \nabla_{\xi}^2 \psi(t, \xi_0 + \xi) J^{-1} (\partial_{\theta} K + 2(t - \theta)^{-1} \partial_t \nabla_{\xi}^2 \psi(t, \xi_0 + \xi) J^{-1} K) \xi + O(|t - \theta|^{-2} |\xi|^2)$$

(7.27)

$$= O(|t - \theta|^{-2} |\xi|)$$

(7.28)

$$\ddot{\omega}_{\xi,\theta,t}(\theta) = O(|t - \theta|^{-3} |\xi|).$$

Proof. Start with $\hat{\xi}_{\xi,\theta,t}(\theta')$ given implicitly by

$$(7.29) \quad \Phi(\hat{\xi}_{\xi,\theta,t}(\theta'), \theta', t) = \Phi(\xi, \theta, t).$$

As shorthand, we suppress the subscripts.

Computing $\dot{\omega}_{\xi,\theta,t}(\theta)$:

After taking one derivative in θ' ,

$$(7.30) \quad \nabla_{\xi} \Phi(\hat{\xi}(\theta'), \theta', \xi) \partial_{\theta'} \hat{\xi}(\theta') + \partial_{\theta} \Phi(\hat{\xi}(\theta'), \theta', \xi) = 0.$$

As further shorthand, we will suppress the arguments. So the above equation becomes

$$(7.31) \quad \nabla_{\xi} \Phi \cdot \partial_{\theta'} \hat{\xi} + \partial_{\theta} \Phi = 0.$$

After evaluating the above equation at $\theta' = \theta$, using Lemma 7.3, and solving for $\partial_{\theta'} \hat{\xi}$, we find

$$(7.32) \quad \partial_{\theta'} \hat{\xi}(\theta) = -(t - \theta)^{-1} J^{-1} K \xi,$$

where the implicit arguments are (ξ, θ, t) . Also

$$(7.33) \quad \partial_{\theta'} \hat{\xi}(\theta) = O(|t - \theta|^{-1} |\xi|),$$

which we will make use of in later calculations. We now compute $\dot{\omega}(\theta)$. By the chain rule and the calculus formulas,

$$(7.34) \quad \dot{\omega}(\theta) = \nabla_{\xi} \partial_t \Phi \cdot \partial_{\theta'} \hat{\xi} + \partial_{\theta} \partial_t \Phi$$

$$(7.35) \quad = \nabla_{\xi} \partial_t \Phi \cdot \partial_{\theta'} \hat{\xi}$$

$$(7.36) \quad = (t - \theta)^{-1} \nabla_{\xi}^2 \partial_t \psi(t, \xi_0 + \xi) J^{-1} K \xi.$$

Then $\dot{\omega}(\theta)$ is of the order

$$(7.37) \quad \dot{\omega}(\theta) = O(|t - \theta|^{-1} |\xi|).$$

Computing $\ddot{\omega}_{\xi,\theta,t}(\theta)$:

As one more notation simplification, define $\dot{\xi} = \partial_{\theta'} \hat{\xi}$, $\ddot{\xi} = \partial_{\theta'}^2 \hat{\xi}$, and $\dddot{\xi} = \partial_{\theta'}^3 \hat{\xi}$. Now differentiate (7.31) once more to find

$$(7.38) \quad \nabla_{\xi} \Phi \cdot \ddot{\xi} + \nabla_{\xi}^2 \Phi[\dot{\xi}, \dot{\xi}] + 2\partial_{\theta} \nabla_{\xi} \Phi \cdot \dot{\xi} + \partial_{\theta}^2 \Phi = 0.$$

Rearranging (7.38) and applying Lemma 7.3, we get

$$(7.39) \quad \ddot{\xi} = -(t - \theta)^{-1} J^{-1}((t - \theta) \nabla_{\xi} J[\dot{\xi}, \dot{\xi}] - 2 \partial_t \nabla_{\xi}^2 \psi(\theta, \xi_0 + \xi) \cdot \dot{\xi} - \partial_{\theta} K \cdot \xi)$$

$$(7.40) \quad = (t - \theta)^{-1} J^{-1}(\partial_{\theta} K + 2(t - \theta)^{-1} \partial_t \nabla_{\xi}^2 \psi(\theta, \xi_0 + \xi) J^{-1} K) \xi + O(|t - \theta|^{-2} |\xi|^2).$$

For future reference, $\ddot{\xi}$ has order

$$(7.41) \quad \ddot{\xi} = O(|t - \theta|^{-2} |\xi|).$$

We take two derivatives of $\omega(\theta')$ at $\theta' = \theta$ to find

$$(7.42)$$

$$\ddot{\omega}(\theta) = \partial_t \nabla_{\xi} \Phi \cdot \ddot{\xi} + \partial_t \nabla_{\xi}^2 \Phi[\dot{\xi}, \dot{\xi}]$$

$$(7.43)$$

$$= \partial_t \nabla_{\xi}^2 \psi(t, \xi_0 + \xi) \cdot \ddot{\xi} + O(|t - \theta|^{-2} |\xi|^2)$$

$$(7.44)$$

$$= (t - \theta)^{-1} \partial_t \nabla_{\xi}^2 \psi(t, \xi_0 + \xi) J^{-1}(\partial_{\theta} K + 2(t - \theta)^{-1} \partial_t \nabla_{\xi}^2 \psi(\theta, \xi_0 + \xi) J^{-1} K) \xi + O(|t - \theta|^{-2} |\xi|^2).$$

Computing the order of $\ddot{\omega}$, we get

$$(7.45) \quad \ddot{\omega}(\theta) = O(|t - \theta|^{-2} |\xi|).$$

Estimating $\ddot{\omega}_{\xi, \theta, t}$:

By differentiating (7.38), we get

$$(7.46)$$

$$\nabla_{\xi} \Phi \cdot \ddot{\xi} + \partial_{\theta}^3 \Phi + \nabla_{\xi}^3 \Phi[\dot{\xi}, \dot{\xi}, \dot{\xi}] + 3(\nabla_{\xi}^2 \Phi[\dot{\xi}, \dot{\xi}] + \partial_{\theta} \nabla_{\xi} \Phi \cdot \ddot{\xi} + \partial_{\theta} \nabla_{\xi}^2 \Phi[\dot{\xi}, \dot{\xi}] + \partial_{\theta}^2 \nabla_{\xi} \Phi \cdot \dot{\xi}) = 0.$$

By solving for $\ddot{\xi}$ and estimating term-wise using Lemma 7.3 and (7.33), (7.37), we find that

$$(7.47) \quad \ddot{\xi} = O(|t - \theta|^{-3} |\xi|).$$

Finally differentiate $\ddot{\omega}$ and evaluate at $\theta' = \theta$ to find

$$(7.48) \quad \ddot{\omega} = \partial_t \nabla_{\xi} \Phi \cdot \ddot{\xi} + \partial_t \nabla_{\xi}^3 \Phi[\dot{\xi}, \dot{\xi}, \dot{\xi}] + 3 \partial_t \nabla_{\xi}^2 \Phi[\dot{\xi}, \dot{\xi}]$$

$$(7.49) \quad = O(|t - \theta|^{-3} |\xi|).$$

□

It will also be important to compute the projections under $\pi_{\mathbf{p}}$ of curves, which are described by the vector $\nabla_{\xi, \theta} \Phi^{\tau, \sigma}(\xi, \theta, t)^T a \gamma_{\xi, \theta}(t)$. Define

$$(7.50) \quad \Gamma_{\xi, \theta}^{\tau, \sigma}(t) = \nabla_{\xi} \Phi^{\tau, \sigma}(\xi, \theta, t)^T a \gamma_{\xi, \theta}^{\tau, \sigma}(t),$$

$$(7.51) \quad \Lambda_{\xi, \theta}^{\tau, \sigma}(t) = \partial_{\theta} \Phi^{\tau, \sigma}(\xi, \theta, t)^T a \gamma_{\xi, \theta}^{\tau, \sigma}(t),$$

and similarly define $\Gamma_{\xi, \theta}(t)$ and $\Lambda_{\xi, \theta}(t)$, but with the superscripts τ and σ removed. Again, we have suppressed the subscript ξ_0 for easier notation. The following formulas are clear from the chain rule:

Lemma 7.5. *We have the change of variables formulas*

$$(7.52) \quad \Gamma_{\xi, \theta}^{\tau, \sigma}(t) = \sigma^{-1} \Gamma_{\sigma \xi, \tau \theta}(\tau t)$$

$$(7.53) \quad \Lambda_{\xi, \theta}^{\tau, \sigma}(t) = \tau \sigma^{-2} \Lambda_{\sigma \xi, \tau \theta}(\tau t).$$

We can use Lemma 7.3 to understand $\Gamma_{\xi, \theta}$ and $\Lambda_{\xi, \theta}$:

Lemma 7.6.

$$(7.54) \quad \Gamma_{\xi, \theta}(t) = Ja\partial_t \nabla_{\xi} \phi(t, \xi_0 + \xi) J^{-1} K \xi$$

$$(7.55) \quad =: \Gamma'_{\xi, \theta}(t) \xi$$

$$(7.56) \quad \Lambda_{\xi, \theta}(t) = \xi^T K a J'' K \xi$$

$$(7.57) \quad =: \xi^T \Lambda'_{\xi, \theta}(t) \xi$$

Proof. For the first equation, compute

$$(7.58) \quad \Gamma_{\xi, \theta}(t) = \nabla_{\xi} \Phi(\xi, \theta, t)^T a \gamma_{\xi, \theta}(t)$$

$$(7.59) \quad = ((t - \theta)J)a(t - \theta)^{-1} \partial_t \nabla_{\xi}^2 \psi(t, \xi_0 + \xi) J^{-1} K \xi$$

$$(7.60) \quad = Ja\partial_t \nabla_{\xi}^2 \psi(t, \xi_0 + \xi) J^{-1} K \xi.$$

For the second equation, use the identity (7.21):

$$(7.61) \quad \Lambda_{\xi, \theta}(t) = \partial_{\theta} \Phi(\xi, \theta, t)^T a \gamma_{\xi, \theta}(t)$$

$$(7.62) \quad = (-K\xi)^T a(t - \theta)^{-1} \partial_t \nabla_{\xi}^2 \psi(t, \xi_0 + \xi) J^{-1} K \xi$$

$$(7.63) \quad = (t - \theta)^{-1} \xi^T K a (I + (t - \theta)J'') K \xi$$

$$(7.64) \quad = \xi^T K a J'' K \xi.$$

□

7.3. Verifying $\mathcal{H}_{\xi_0}^{\sigma, \tau}(\phi)$ Satisfies the Basic Conditions.**Item (1)**

We may compute using the chain rule

$$(7.65) \quad \nabla_{\xi} \Phi^{\tau, \sigma}(\xi, \theta, t) = \tau^{-1} \nabla_{\xi} \Phi(\sigma\xi, \tau\theta, \tau t)$$

$$(7.66) \quad = (t - \theta)J(\sigma\xi, \tau\theta, \tau t).$$

We have $|t - \theta| \geq c_0$ and J is non-degenerate, so $|\det \nabla_{\xi} \Phi^{\tau, \sigma}| \gtrsim 1$. Also compute

$$(7.67) \quad \partial_{\theta} \Phi^{\tau, \sigma}(\xi, \theta, t) = -K\xi.$$

Since K is nondegenerate and $|\xi| \sim 1$, $|\partial_{\theta} \Phi^{\tau, \sigma}(\xi, \theta, t)| \lesssim 1$. For the last item of basic condition Part 1, compute

$$(7.68) \quad \partial_{\xi_i, \xi_j} \Phi_k^{\tau, \sigma}(\xi, \theta, t) = \sigma(t - \theta) \partial_{\xi_i} J_{jk}(\sigma\xi, \tau\theta, \tau t),$$

which has size $\lesssim \sigma \leq 1$.

Item (2)

Use Lemmas 7.2 and 7.4 to find

$$(7.69) \quad \gamma_{\xi, \theta}^{\tau, \sigma}(t) = \dot{\omega}_{\xi, \theta, t}^{\tau, \sigma}(\theta) = \sigma^{-1} \tau \omega_{\sigma\xi, \tau\theta, \tau t}(\tau\theta)$$

$$(7.70) \quad = \sigma^{-1} \tau (\tau t - \tau\theta)^{-1} \partial_t \nabla_{\xi}^2 \psi(\tau t, \xi_0 + \sigma\xi) J^{-1} K \cdot (\sigma\xi)$$

$$(7.71) \quad = (t - \theta)^{-1} \partial_t \nabla_{\xi}^2 \psi(\tau t, \xi_0 + \sigma\xi) J^{-1} K \xi,$$

where K and J are evaluated at $(\sigma\xi, \tau\theta, \tau t)$ and are nondegenerate on Ω . Since $|t - \theta| \geq c_0$, we find

$$(7.72) \quad |\gamma_{\xi, \theta}^{\tau, \sigma}(t)| \gtrsim 1.$$

This gives the second item.

Item (3)

For the third bullet, a similar application of Lemma 7.2 and 7.4 shows

$$(7.73) \quad |\ddot{\omega}_{\xi,\theta,t}(\theta)|, |\dot{\omega}_{\xi,\theta,t}(\theta)| \lesssim 1.$$

We also need to check that the $\partial_t^i \Phi^{\tau,\sigma}$ are bounded:

$$(7.74) \quad \partial_t^i \Phi^{\tau,\sigma} = \sigma^{-1} \tau^{i-1} \partial_t^i \Phi(\sigma\xi, \tau\theta, \tau t)$$

$$(7.75) \quad = \tau^{i-1} O_i(|\xi|) = O(1)$$

on Ω , where the last line is clear from the definition of Φ . It is also easy to see that $\Phi^{\tau,\sigma}$ is bounded. This finishes Item (3).

Item (4)

By Lemma 7.5,

$$(7.76) \quad \partial_t^i \Gamma_{\xi,\theta}^{\tau,\sigma}(t) = \tau^i \partial_t^i \Gamma'_{\sigma\xi, \tau\theta}(t) \xi$$

$$(7.77) \quad \partial_t^i \Lambda_{\xi,\theta}^{\tau,\sigma} = \tau^{i+1} \xi^T \Lambda'_{\xi,\theta}(t) \xi.$$

The functions $(\xi_0, \xi, \theta, t) \mapsto \partial_t^i \Gamma'_{\xi,\theta}(t)$, $(\xi_0, \xi, \theta, t) \mapsto \partial_t^i \Lambda'_{\xi,\theta}(t)$ are continuous on $B_{\epsilon_\phi}^6$, so by compactness they are $O_i(1)$ here. Also $|\xi| \sim 1$, so $\partial_t^i \Gamma_{\xi,\theta}^{\tau,\sigma}(t), \partial_t^i \Lambda_{\xi,\theta}^{\tau,\sigma}(t) = O_i(1)$ on Ω . This completes the verification of the basic conditions.

7.4. Verifying $\mathcal{H}_{\xi_0}^{\sigma,\tau}(\phi)$ is $\Omega(\tau^2)$ -cone. We need to show the following:

Claim 7.7. For each $(\xi, \theta, t) \in \Omega^{\sigma,\tau}$,

$$(7.78) \quad |\det(\dot{\omega}_{\xi,\theta,t}^{\tau,\sigma}(\theta), \dot{\omega}_{\xi,\theta,t}^{\tau,\sigma}(\theta))| \gtrsim \tau^2$$

and

$$(7.79) \quad |\ddot{\omega}_{\xi,\theta,t}^{\tau,\sigma}(\theta)| \lesssim 1.$$

The bound (7.79) follows immediately from Lemmas 7.2 and 7.4. The bound (7.78) would follow from the claim below.

Claim 7.8. Suppose that $(\xi_0, \xi, \theta, t) \in B_{\epsilon_\phi}^6$ and $|\xi| \leq c|t - \theta|$ with ϵ_ϕ and $c = c_\phi$ chosen small enough. Then

$$(7.80) \quad |\det(\dot{\omega}_{\xi,\theta,t}(\theta), \ddot{\omega}_{\xi,\theta,t}(\theta))| \gtrsim |t - \theta|^{-1} |\xi|^2.$$

Let us first see why (7.78) follows from Claim 7.8.

Claim 7.8 implies (7.78). By Lemma 7.2,

$$(7.81) \quad \det(\dot{\omega}_{\xi,\theta,t}^{\tau,\sigma}(\theta), \ddot{\omega}_{\xi,\theta,t}^{\tau,\sigma}(\theta)) = \sigma^{-2} \tau^3 \det(\dot{\omega}_{\sigma\xi, \tau\theta, \tau t}(\tau\theta), \ddot{\omega}_{\sigma\xi, \tau\theta, \tau t}(\tau\theta)).$$

Applying Claim 7.8, we find

$$(7.82) \quad |\det(\dot{\omega}_{\xi,\theta,t}^{\tau,\sigma}(\theta), \ddot{\omega}_{\xi,\theta,t}^{\tau,\sigma}(\theta))| \gtrsim \tau^2 |t - \theta|^{-1} |\xi|^2$$

$$(7.83) \quad \geq c_0 \tau^2 / 4,$$

as long as $(\xi_0, \sigma\xi, \tau\theta, \tau t) \in B_{\epsilon_\phi}^6$ (which is true since $\sigma, \tau \leq 1$), and $|\sigma\xi| \leq c|\tau(t - \theta)|$. The second inequality is true as long as $\sigma \leq c_0 c / 2$, which is guaranteed by setting $c_1 = c_0 c / 2$ (after setting c_0 at the beginning). \square

Proof of Claim 7.8. Applying the formulas in Lemma 7.4,

$$(7.84) \quad \det(\dot{\omega}, \ddot{\omega}) = (t - \theta)^{-2} \underbrace{\det(\partial_t \nabla_{\xi}^2 \psi(t, \xi_0 + \xi) J^{-1})}_{(I)} \cdot \underbrace{\det(K\xi, (\partial_{\theta} K + 2(t - \theta)^{-1} \partial_t \nabla_{\xi}^2 \psi(\theta, \xi_0 + \xi) J^{-1} K)\xi)}_{(II)}.$$

Since $\partial_t \nabla_{\xi}^2 \psi(t, \xi_0 + \xi)$ and J^{-1} are both nondegenerate,

$$(7.85) \quad (I) \sim 1.$$

We now work on estimating (II). The identity (7.21) gives

$$(7.86) \quad (t - \theta)^{-1} \partial_t \nabla_{\xi}^2 \psi(\theta, \xi_0 + \xi) J^{-1} K = (t - \theta)^{-1} K - J' J^{-1} K.$$

Plugging this into (II) and regrouping, we can remove the singularity at $t = \theta$:

$$(7.87) \quad (II) = \det(K\xi, (\partial_{\theta} K - 2J' J^{-1} K)\xi + 2(t - \theta)^{-1} K\xi)$$

$$(7.88) \quad = \det(K\xi, (\partial_{\theta} K - 2J' J^{-1} K)\xi).$$

We now expand K and $\partial_{\theta} K - 2J' J^{-1} K$ in ξ near 0:

$$(7.89) \quad K(\xi, \theta, t) = \partial_t \nabla_{\xi}^2 \psi(\theta, \xi_0) + O(|\xi|)$$

$$(7.90) \quad \partial_{\theta} K - 2J' J^{-1} K = \partial_t^2 \nabla_{\xi}^2 \psi(\theta, \xi_0) - 2J'(0, \theta, t) J^{-1}(0, \theta, t) \partial_t \nabla_{\xi}^2 \psi(\theta, \xi_0) + O(|\xi|),$$

where the error terms are uniform in $(\xi_0, \theta, t) \in B_{\epsilon_{\phi}}^4$. By applying (7.21) and (7.23), the main term in (7.90) can be turned into

$$(7.91) \quad (t - \theta)(J' J^{-1} J' - J''')|_{\xi=0}.$$

Plugging (7.89) and (7.91) back into (II),

$$(7.92) \quad (II) = (t - \theta) \underbrace{\det(\partial_t \nabla_{\xi}^2 \psi(\theta, \xi_0)\xi, (J' J^{-1} J' - J''')|_{\xi=0} \cdot \xi)}_{(II)_{\text{main}}} + O(|\xi|^3).$$

We have finally resolved (II) enough to expand each of $\partial_t \nabla_{\xi}^2 \psi(\theta, \xi_0)$ and $(J' J^{-1} J' - J''')|_{\xi=0}$ around $(\xi_0, \theta, t) = 0$. We obtain

$$(7.93) \quad (II) = (t - \theta) \det(A\xi, (BA^{-1}B - C)\xi) + O(|(\xi_0, \theta, t)| |t - \theta| |\xi|^2 + |\xi|^3).$$

Finally by combining with (7.84),

$$(7.94) \quad \det(\dot{\omega}, \ddot{\omega}) = (t - \theta)^{-1} \cdot (I) \cdot \underbrace{\det(A\xi, (BA^{-1}B - C)\xi)}_{Q(\xi)} + \underbrace{O(|t - \theta|^{-1} |(\xi_0, \theta, t)| |\xi|^2 + |t - \theta|^{-2} |\xi|^3)}_{\text{Error}}.$$

Quadratic form $Q(\xi)$ is positive-definite:

The leading order of $\det(\dot{\omega}, \ddot{\omega})$ is a quadratic form. We have the identity $\det(v, w) = v^T a w$, so

$$(7.95) \quad Q(\xi) = \xi^T \underbrace{A(BA^{-1}B - C)}_M \xi$$

$$(7.96) \quad = \xi^T \text{Sym}(Aa(BA^{-1}B - C))\xi,$$

where $\text{Sym}(M)$ is the symmetrization of the matrix A . The quadratic form Q is positive-definite exactly when $\det \text{Sym}(M) > 0$. We calculate $\det \text{Sym}(M)$ when $A = I_+$ and $A = I_-$ separately:

$A = I_+$ **Case:**

We have $M = a(B^2 - C)$. The matrix $B^2 - C$ is symmetric, say

$$(7.97) \quad B^2 - C = \begin{pmatrix} x & y \\ y & z \end{pmatrix}.$$

Then

$$(7.98) \quad \det \text{Sym}(M) = -(y^2 + (\frac{z-x}{2})^2) \leq 0,$$

so Q is never positive-definite when $A = I_+$, that is when ϕ is positively curved.

$A = I_-$ **Case:**

In this case, we compute

(7.99)

$$M = (I_-)a(BI_-^{-1}B - C) = \begin{pmatrix} B_{12}(B_{11} - B_{22}) - C_{12} & B_{12}^2 - B_{22}^2 - C_{22} \\ B_{12}^2 - B_{22}^2 - C_{11} & B_{12}(B_{11} - B_{22}) - C_{12} \end{pmatrix},$$

$$(7.100) \quad \text{Sym}(M) = \begin{pmatrix} B_{12}(B_{11} - B_{22}) - C_{12} & (B_{11}^2 - B_{22}^2 - C_{11} - C_{22})/2 \\ (B_{11}^2 - B_{22}^2 - C_{11} - C_{22})/2 & B_{12}(B_{11} - B_{22}) - C_{12} \end{pmatrix}$$

$$(7.101) \quad \det \text{Sym}(M) = (B_{12}(B_{11} - B_{22}) - C_{12})^2 - ((B_{11}^2 - B_{22}^2 - C_{11} - C_{22})/2)^2.$$

Thus $Q(\xi)$ is positive-definite exactly when

$$(7.102) \quad |B_{12}(B_{22} - B_{11}) + C_{12}| > \frac{1}{2}|B_{22}^2 - B_{11}^2 + C_{11} + C_{22}|,$$

which is the condition (1.42).

Finishing the proof of Claim 7.8:

Since Q is positive-definite, there is $c = c_\phi$ so that

$$(7.103) \quad (t - \theta)^{-1}Q(\xi) \geq c|t - \theta|^{-1}|\xi|^2.$$

As long as $|(\xi_0, \theta, t)| \ll_\phi 1$ and $|\xi| \ll_\phi |t - \theta|$ we get $\text{Error} \leq \frac{1}{2}c|t - \theta|^{-1}|\xi|^2$. Thus

$$(7.104) \quad |\det(\dot{\omega}, \ddot{\omega})| \gtrsim |t - \theta|^{-1}|\xi|^2.$$

This proves the claim. □

7.5. Verifying $\mathcal{H}_{\xi_0}^{\tau, \sigma}(\phi)$ is $\Omega(\tau^4)$ -twisty. The tangency matrix $M_{\xi, \theta, t}^{\tau, \sigma}$ from (1.68) is

$$(7.105) \quad M_{\xi, \theta}^{\tau, \sigma}(t) = \begin{pmatrix} \Gamma_{\xi, \theta}^{\tau, \sigma} & \Lambda_{\xi, \theta}^{\tau, \sigma} \\ \dot{\Gamma}_{\xi, \theta}^{\tau, \sigma} & \dot{\Lambda}_{\xi, \theta}^{\tau, \sigma} \\ \ddot{\Gamma}_{\xi, \theta}^{\tau, \sigma} & \ddot{\Lambda}_{\xi, \theta}^{\tau, \sigma} \end{pmatrix}$$

Define $M_{\xi, \theta, t}^{\tau, \sigma}(t)$ analogously. By Lemma 7.5,

$$(7.106) \quad M_{\xi, \theta}^{\tau, \sigma} = \begin{pmatrix} 1 & 0 & 0 \\ 0 & \tau & 0 \\ 1 & 1 & \tau^2 \end{pmatrix} M_{\sigma\xi, \tau\theta}(\tau t) \begin{pmatrix} \sigma^{-1} & 0 & 0 \\ 0 & \sigma^{-1} & 0 \\ 0 & 0 & \sigma^{-2}\tau \end{pmatrix}.$$

It is enough to prove that

Claim 7.9. $|\det M_{\xi, \theta}(t)| \gtrsim |\xi|^4$, as long as $(\xi_0, \xi, \theta, t) \in B_{\epsilon_\phi}^6$, for ϵ_ϕ chosen small enough.

Indeed, upon taking the determinant of (7.106) we would get

$$(7.107) \quad |\det M_{\xi, \theta}^{\tau, \sigma}(t)| = \tau^4 \sigma^{-4} |\det(M_{\sigma\xi, \tau\theta}(\tau t))| \gtrsim \tau^4 |\xi| \gtrsim \tau^4$$

on Ω . We now prove Claim 7.9, and along the way will find the square of the quadratic form $Q(\xi)$ from the coniness condition calculation.

Proof of Claim 7.9. We will compute $\Gamma_{\xi,\theta}(t)$, $\Lambda_{\xi,\theta}(t)$, and their first two derivatives in t at the origin. To do this, we need the following expansion of ψ :

$$(7.108) \quad \psi(t, \xi) = \frac{1}{2} \langle (tA + t^2B + t^3C + t^4D)\xi, \xi \rangle + O(|t|^5|\xi|^2 + |t||\xi|^3),$$

where A, B, C, D are symmetric 2×2 matrices, and $A \in \{I_+, I_-\}$.

Calculation of $\Gamma_{\xi,\theta}(t)$ and t -derivatives:

Use the formula for $\Gamma'_{\xi,\theta}(t)$ in Lemma 7.6 and evaluate at $(\xi_0, \xi, \theta, t) = (0, 0, 0, t)$:

$$(7.109) \quad \Gamma'_0(t) = [A + tB + t^2C]a[A + 2tB + 3t^2C][A + tB + t^2C]^{-1}A + O(|t|^3).$$

To simplify this expression, we will use the following identities

$$(7.110) \quad MaM = \det(M)a$$

$$(7.111) \quad AaB + BaA = c(A, B)a, \quad c(A, B) := A_{11}B_{22} + A_{22}B_{11} - 2A_{12}B_{12},$$

which hold when M, A, B are symmetric. After expanding the matrix $[A + tB + t^2C]^{-1}$ to order 2 in t and grouping,

$$(7.112)$$

$$\Gamma'_0(t) = \det(A)a + tc(A, B)a + t^2[CaA + 2AaC - AaBA^{-1}B + \det(B)a] + O(|t|^3).$$

We may now read off the derivatives in t at the origin and give expansions to constant order with $(\xi_0, \xi, \theta, t) \in B_{\epsilon_\phi}^6$:

$$(7.113) \quad \Gamma'_{\xi,\theta,t}(t) = \det(A)a + O(\epsilon_\phi)$$

$$(7.114) \quad =: E_1 + O(\epsilon_\phi)$$

$$(7.115) \quad \dot{\Gamma}'_{\xi,\theta,t}(t) = c(A, B)a + O(\epsilon_\phi)$$

$$(7.116) \quad = E_2 + O(\epsilon_\phi)$$

$$(7.117) \quad \ddot{\Gamma}'_{\xi,\theta,t}(t) = 2(CaA + 2AaC - AaBA^{-1}B + \det(B)a) + O(\epsilon_\phi)$$

$$(7.118) \quad =: E_3 + O(\epsilon_\phi).$$

Calculation of $\Lambda_{\xi,\theta,t}(t)$ and t -derivatives:

Use the formula for $\Lambda'_{\xi,\theta}(t)$ in Lemma 7.6 and evaluate at $(\xi_0, \xi, \theta, t) = (0, 0, 0, t)$:

$$(7.119) \quad \Lambda'_0(t) = Aa[B + 2tC + 3t^2D][A + tB + t^2C]^{-1}A + O(|t|^3).$$

Once again expand $[A + tB + t^2C]^{-1}$ to order 3 in t and group terms:

$$(7.120)$$

$$\Lambda'_0(t) = AaB + tAa(2C - BA^{-1}B) + t^2Aa(3D + B(A^{-1}B)^2 - BA^{-1}C - 2CA^{-1}B) + O(|t|^3).$$

Again, we may read off the derivatives in t to get

$$(7.121) \quad \Lambda'_{\xi,\theta}(t) = AaB + O(\epsilon_\phi)$$

$$(7.122) \quad =: F_1 + O(\epsilon_\phi)$$

$$(7.123) \quad \dot{\Lambda}'_{\xi,\theta}(t) = Aa(2C - BA^{-1}B) + O(\epsilon_\phi)$$

$$(7.124) \quad =: F_2 + O(\epsilon_\phi)$$

$$(7.125) \quad \ddot{\Lambda}'_{\xi,\theta}(t) = 2Aa(3D + B(A^{-1}B)^2 - BA^{-1}C - 2CA^{-1}B) + O(\epsilon_\phi)$$

$$(7.126) \quad =: F_3 + O(\epsilon_\phi).$$

Calculation of $\det M_{\xi,\theta}(t)$:

Applying the formulas in the above two steps, we have

$$(7.127) \quad M_{\xi, \theta}(t) = \underbrace{\begin{pmatrix} E_1 \xi & \xi^T F_1 \xi \\ E_2 \xi & \xi^T F_2 \xi \\ E_3 \xi & \xi^T F_3 \xi \end{pmatrix}}_{M(\xi)} + O(\epsilon_\phi(|\xi|, |\xi|^2)).$$

Claim 7.10. *We have $\det M(\xi) = 4Q(\xi)^2$, where Q is the quadratic form from the coniness step,*

$$(7.128) \quad Q(\xi) = \xi^T \begin{pmatrix} B_{12}B_{22} - B_{11}B_{12} + C_{12} & (B_{22}^2 - B_{11}^2 + C_{11} + C_{22})/2 \\ (B_{22}^2 - B_{11}^2 + C_{11} + C_{22})/2 & B_{12}B_{22} - B_{11}B_{12} + C_{12} \end{pmatrix} \xi$$

Once we establish Claim 7.10, the work in the coniness step shows that $\det M(\xi) \gtrsim |\xi|^2$ for all ξ exactly when Condition (1.42) is met. By taking ϵ_ϕ small enough, the error in (7.127) becomes small enough and Claim 7.9 is established.

Establishing Claim 7.10:

Start by expanding $M(\xi)$ down the third column:

(7.129)

$$(7.130) \quad \begin{aligned} \det M(\xi) &= -(\xi^T F_1 \xi) \det(E_2 \xi, E_3 \xi) + (\xi^T F_2 \xi) \det(E_1 \xi, E_3 \xi) - (\xi^T F_3 \xi) \det(E_1 \xi, E_2 \xi) \\ &= -(\xi^T F_1 \xi) \det(E_2 \xi, E_3 \xi) + (\xi^T F_2 \xi) \det(E_1 \xi, E_3 \xi), \end{aligned}$$

since

$$(7.131) \quad \det(E_1 \xi, E_2 \xi) = \det(A)c(A, B) \det(a\xi, a\xi) = 0.$$

We can factor (7.130) as follows:

$$(7.132) \quad \det M(\xi) = \xi^T [\det(A)F_2 - c(A, B)F_1] \xi \cdot \det(a\xi, E_3 \xi)$$

$$(7.133) \quad = (\xi^T \underbrace{[\det(A)F_2 - c(A, B)F_1]}_{Q_1} \xi) \cdot (\xi^T \underbrace{E_3}_{Q_2} \xi).$$

A straightforward calculation shows that

$$(7.134) \quad \text{Sym}(Q_1) = \text{Sym}(Q_2) = 2 \begin{pmatrix} B_{12}B_{22} - B_{11}B_{12} + C_{12} & (B_{22}^2 - B_{11}^2 + C_{11} + C_{22})/2 \\ (B_{22}^2 - B_{11}^2 + C_{11} + C_{22})/2 & B_{12}B_{22} - B_{11}B_{12} + C_{12} \end{pmatrix}.$$

□

APPENDIX A. PROOFS OF THEOREMS 3 AND 4

In this section we give the proof of Theorem 3 and sketch the proof of Theorem 4. We leave them here in the appendix since they are not used to give the main result, but make the coniness and twistiness conditions more convincing.

A.1. Proof of Theorem 3. Define the shadings $Y(\ell) = N_\delta(\ell) \cap E$. By cutting the parameter space into $1 \times 1 \times \mathfrak{c}/|\log \delta|^3$ -slabs, it is enough to show that

$$(1.1) \quad |E_L| \gtrsim_\epsilon \delta^\epsilon \mathfrak{c}^{1/2} \lambda^2 \delta^{1/2} (\delta^2 \#L),$$

where $\theta(L)$ has diameter at most $\mathfrak{c}/|\log \delta|^3$. We now prove (1.1)

Finding a typical angle r and easy bound:

We may assume that $Y(\ell) \subset \{\mathbf{x} : \#L(\mathbf{x}) \geq \rho^{-\epsilon}\}$ by cutting $Y(\ell)$ into the low and high multiplicity parts as in Section 5. As in Step 2 of Section 5, we can pigeonhole a $r = |\log \delta|^{-j}$ and a set of curves with their shadings (L_1, Y_1) with the following properties.

- $L_1 \subset L$ and $\#L_1 \gtrsim \#L$,
- $|Y_1(\ell)| \gtrsim \lambda\delta^2$, and
-

$$(1.2) \quad Y_1(\ell) \subset \{\mathbf{x} \in Y(\ell) : r_L(\mathbf{x}) = r \text{ and } \theta(\ell) \in J_L(\mathbf{x})\}.$$

The set of curves through a point is one dimensional, so $\#L_1(\mathbf{x}) \lesssim r/\delta$. This gives the easy bound

$$(1.3) \quad |E_L| \geq |E_{L_1}| \gtrsim (\delta/r) \sum_{\ell \in L_1} |Y_1(\ell)|$$

$$(1.4) \quad \gtrsim \lambda(\delta/r)(\delta^2\#L).$$

The curves are contained in disjoint $1 \times r$ -tubes and applying multilinear Kakeya inside:

Let \mathcal{B} be a set of $O(r^{-3})$ boundedly overlapping balls whose union covers L_1 . For each $B \in \mathcal{B}$ let $L_1^B = L_1 \cap B$. Because of (1.2), there are $O(1)$ balls B with $\mathbf{x} \in E_{L_1^B}$. Thus

$$(1.5) \quad \left| \bigcup_{\ell \in L_1} Y_1(\ell) \right| \gtrsim \sum_{B \in \mathcal{B}} \left| \bigcup_{\ell \in L_1^B} Y_1(\ell) \right|.$$

By the same application of the multilinear Kakeya theorem as in Step 8 of Section 5, we find

$$(1.6) \quad \left| \bigcup_{\ell \in L_1^B} Y_1(\ell) \right| \gtrsim_{\epsilon} \delta^{\epsilon} \mathbf{c} \lambda^3 r (\delta^2 \#L_B).$$

Summing over $B \in \mathcal{B}$,

$$(1.7) \quad |E_L| \gtrsim_{\epsilon} \delta^{\epsilon} \mathbf{c} \lambda^3 r (\delta^2 \#L).$$

Upon taking the geometric mean of (1.3) and (1.7), we get the claim (1.1).

A.2. Sketch of proof of Theorem 4. Steps 1 through 7 in Section 5 would yield Theorem 4 if one could take $\tilde{\rho} = (\rho r)^{1/2}$, instead of $\min((\rho r)^{1/2}, \rho/r)$. That would precisely be the proof contained in [KWZ23]. The only obstruction is Lemma 4.1, which forces the prisms to be too narrow. By assuming that X is planey, we have a better expansion of $\ell_{s,\theta'}$ as expected.

Lemma A.1 (Planey version of Lemma 4.1). *Suppose that X satisfies the basic conditions and is planey. The curve $\ell_{s,\theta'} \in \mathcal{C}(X, \mathbf{p})$ has the expansion*

$$(1.8) \quad \ell_{s,\theta'}(t) - \ell_{\mathbf{p}}(t) = ((t-s)(\theta' - \theta + \eta_{\mathbf{p},s}(\theta'))\gamma_{\mathbf{p}}(s_0) + O(|\theta' - \theta||t-s|^2 + |\theta' - \theta||t-s||s-s_0|), t),$$

where $\eta_{\mathbf{p},s}(\theta') = O(|\theta' - \theta|^2)$ is a scalar function.

Proof. The proof is the same up to equation (4.7):

$$(1.10) \quad Y(\theta, s, t) = \partial_{\theta} \partial_t Y(\theta, s, s)(t-s)(\theta' - \theta) + R_2(\theta, s)(t-s) + O(|\theta' - \theta||t-s|^2),$$

where $R_2(\theta', s) = \frac{1}{2} \int_{p_3}^{\theta} \partial_{\theta}^2 \partial_t Y(a, s, s)(\theta' - a) da$. Notice that $Y(\theta, s, s) = \omega_{\mathbf{p},s}(\theta)$. It follows from the planiness condition that the curve $\theta' \mapsto \hat{\omega}_{\mathbf{p},s}(\theta')$ lies on the line $\text{span}(\gamma_{\mathbf{p}}(s))$. Thus there is some $\theta' \mapsto \eta_{\mathbf{p},s}(\theta')$ such that

$$(1.11) \quad R_2(\theta', s) = \eta_{\mathbf{p},s}(\theta') \gamma_{\mathbf{p}}(s),$$

and $\eta_{\mathbf{p},s}(\theta') = O(|\theta' - \theta|^2)$. □

We now describe the better grain structure as a consequence of Lemma A.1. Fix $r \geq \delta$, $\rho \in [\delta, (\delta r)^{1/2}]$, and assume $|\theta' - \theta| \sim r$. Then

$$(1.12) \quad |\ell_{s,\theta'}(t) - \ell_{\mathbf{p}}(t)| \sim |t - s||\theta|$$

as long as $|\theta' - \theta|, |s - s_0|, |t - s| \ll 1$. So $\ell_{s,\theta}$ is inside $N_\rho(\ell_{\mathbf{p}})$ for only t in the range

$$(1.13) \quad |t - s| \lesssim \rho/r.$$

Fix s_0 and consider $|s - s_0| \leq (\delta/r)^{1/2}$. For this range of s and inside $N_\rho(\ell)$, we have

$$(1.14) \quad \ell_{s,\theta}(t) - \ell_{\mathbf{p}}(t) = ((t - s)(\theta' - \theta + \eta_{\mathbf{p},s}(\theta'))\gamma_{\mathbf{p}}(s_0) + O(\delta), t).$$

Thus the image of the RHS of (1.14) inside $N_\rho(\ell)$ and for $|t - s| \leq \rho/r$ is contained in a $\delta \times \rho \times (\delta/r)^{1/2}$ -slab. The analogues of Lemmas 4.5 and 4.6, and Proposition 4.8 continue to hold with $\rho \in [\delta, (\delta r)^{1/2}]$, so we may run Steps 1 through 7 without any ρ^a loss.

APPENDIX B. MATHEMATICA AND OTHER CALCULATIONS

B.1. Proof of Proposition 1.20. If ϕ_A satisfies the hypothesis of Theorem 1, then $A_1 = I_-$ and

$$(2.1) \quad |B_{12}(B_{22} - B_{11}) + C_{12}| > \frac{1}{2}|(B_{22} + B_{11})(B_{22} - B_{11}) + C_{11} + C_{22}|,$$

where $A_2 = B$ and $A_3 = C$. Certainly $m(A) \geq 2$, for if $m(A) = 1$ (the stable version in Subsection 1.5) then $B_{12} = C_{12} = 0$ and the LHS of 2.1 is 0. We now show $m(A) \leq 2$. Let

$$(2.2) \quad \Omega = \begin{pmatrix} a & b \\ c & d \end{pmatrix}.$$

We Taylor expand $\det(\Omega - A(t))$ to order 3 in t :

$$(2.3) \quad \det(\Omega - A(t)) = ad - bc$$

$$(2.4) \quad + t(a - d)$$

$$(2.5) \quad + t^2(-1 + (b + c)B_{12} - aB_{22} - dB_{11})$$

$$(2.6) \quad + t^3(-B_{11} + B_{22} + (b + c)C_{12} - aC_{22} - dC_{11})$$

$$(2.7) \quad + O(t^4).$$

We need to show that there are a, b, c, d satisfying the first three of the following equations, but there are no choices that additionally satisfy the fourth equation.

$$(2.8) \quad ad - bc = 0,$$

$$(2.9) \quad a - d = 0,$$

$$(2.10) \quad -1 + (b + c)B_{12} - aB_{22} - dB_{11} = 0,$$

$$(2.11) \quad -B_{11} + B_{22} + (b + c)C_{12} - aC_{22} - dC_{11} = 0.$$

The second equation gives the constraint $a = d$, so the other three equations become

$$(2.12) \quad a^2 = bc,$$

$$(2.13) \quad (b + c)B_{12} - a(B_{11} + B_{22}) = 1,$$

$$(2.14) \quad (b + c)C_{12} - a(C_{11} + C_{22}) = B_{11} - B_{22}.$$

Solving for B_{12} and C_{12} in (2.13) and (2.14) respectively, and substituting into (2.1), we find

$$(2.15) \quad |a| > \frac{|b+c|}{2}.$$

However by (2.12) this becomes

$$(2.16) \quad bc > \frac{b^2+c^2}{2},$$

which is false by the AM-GM inequality.

B.2. Mathematica Calculations: The below Mathematica function in Listing 1 computes the determinant in the coniness/planiness condition, and the matrix $M_{\mathbf{p},t}$ in the twistiness, 1-flat, and 2-flat conditions. First we take some implicit derivatives of $\hat{p}_{\mathbf{p},t}(\theta)$ from Definition 1.22 by hand,

$$(2.17) \quad \dot{p} := \partial_t \hat{p}_{\mathbf{p},t}(\theta) = -(\nabla_p X)^{-1} \partial_\theta X$$

$$(2.18) \quad \ddot{p} := \partial_t^2 \hat{p}_{\mathbf{p},t}(\theta) = -(\nabla_p X)^{-1} \cdot (\nabla_p^2 X [\dot{p}, \dot{p}] + 2\partial_\theta \nabla_p X \cdot \dot{p} + \partial_\theta^2 X).$$

The relevant derivatives of $\omega_{\mathbf{p},t}$ can then be computed:

$$(2.19) \quad \gamma_{\mathbf{p}}(t) = \dot{\omega} := \dot{\omega}_{\mathbf{p},t}(\theta) = \nabla_p \partial_t X \cdot \dot{p} + \partial_\theta \partial_t X,$$

$$(2.20) \quad \ddot{\omega} := \ddot{\omega}_{\mathbf{p},t}(\theta) = \nabla_p \partial_t X \cdot \ddot{p} + \nabla_p^2 \partial_t X [\dot{p}, \dot{p}] + 2\nabla_p \partial_\theta \partial_t X \cdot \dot{p} + \partial_\theta^2 \partial_t X.$$

These formulas feature in Listing 1. Listing 2 contains the calculation of the coniness determinant and the tangency matrix for hairbrushes from ϕ_{worst} , and Listing 1 contains the calculation of the coniness determinant and tangency matrix for hairbrushes from the quadratic phase functions $\phi_{A,B}$.

LISTING 1. Coniness and Twistiness Quantity calculations

```

coneTwistExpressions[XFnc_, pVars_List, thVar_, tVar_] :=
Module[
{
(* Intermediate symbols *)
thX, pX, ppX, pthX, ththX, ptX, pptX, thtX, pthtX, ththtX, dotP,
ddotP, dotOmega, ddotOmega, coneDet, proj, tangMatrix
},
X = XFnc @@ Join[pVars, {thVar, tVar}];
(* Required derivatives *)
thX = D[X, thVar];
pX = D[X, {pVars, 1}];
ppX = D[X, {pVars, 2}];
pthX = D[pX, thVar];
ththX = D[thX, thVar];
ptX = D[pX, tVar];
pptX = D[ppX, tVar];
thtX = D[thX, tVar];
pthtX = D[pthX, tVar];
ththtX = D[ththX, tVar];

(* Compute dotP, ddotP*)
dotP = -Inverse[pX] . thX;
ddotP = -Inverse[
  pX] . (ppX . dotP . dotP + 2*pthX . dotP + ththX);
(* Compute dotOmega, ddotOmega *)
dotOmega = ptX . dotP + thtX;
ddotOmega =
  ptX . ddotP + pptX . dotP . dotP + 2*pthtX . dotP + ththtX;
(*Coniness*)

```

```

coneDet = Simplify[Det[{dotOmega, ddotOmega}]];
(*Twistiness*)
a = {{0, 1}, {-1, 0}};
proj =
  Join[Transpose[pX] . a .
    dotOmega, {Transpose[thX] . a . dotOmega}];
tangMatrix =
  Simplify[{proj, D[proj, {tVar, 1}], D[proj, {tVar, 2}]}];
(* Return *)
{
  coneDet,
  tangMatrix,
}
];

```

LISTING 2. Calculation for ϕ_{worst} hairbrush

```

(* Input *)
XFunc[xi1_, xi2_, th_, t_] := ((t-th)*{{0,1},{1,0}} + (t^2-th^2)*{{0,0},{0,1}}).{xi1, xi2};
{coneDet, tangMatrix} = coneTwistExpressions[XFunc, {xi1, xi2}, th, t];
Factor[Simplify[coneDet]]
Factor[Simplify[tangMatrix]]

(* Output *)
0
{{-xi2, xi1, -xi2^2}, {0, 0, 0}, {0, 0, 0}}

```

LISTING 3. Calculation for Lemma 7.1

```

(* Input *)
XFunc[xi1_, xi2_, th_, t_] := ((t-th)*{{1,0},{0,-1}} + (t^2-th^2)*{{B11,B12},{B12,B22}}).{xi1, xi2};

{coneDet, tangMatrix} = coneTwistExpressions[XFunc, {xi1, xi2}, th, t];
(Factor[Simplify[coneDet]]*(t-th)) /. {t -> 0, th -> 0}
Factor[Simplify[Det[tangMatrix]]] /. {t -> 0, th -> 0}

(* Output *)
-2 (-B11 + B22) (B12 xi1^2 + B11 xi1 xi2 + B22 xi1 xi2 + B12 xi2^2)
-4 (-B11 + B22)^2 (B12 xi1^2 + B11 xi1 xi2 + B22 xi1 xi2 + B12 xi2^2)^2

```

REFERENCES

- [BBL02] T. Bagby, L. Bos, and N. Levenberg. Multivariate simultaneous approximation. *Constr. Approx.*, 18(4):569–577, 2002.
- [BG11] Jean Bourgain and Larry Guth. Bounds on oscillatory integral operators based on multilinear estimates. *Geom. Funct. Anal.*, 21(6):1239–1295, 2011.
- [Bou91a] Jean Bourgain. Besicovitch type maximal operators and applications to Fourier analysis. *Geom. Funct. Anal.*, 1(2):147–187, 1991.
- [Bou91b] Jean Bourgain. L^p -estimates for oscillatory integrals in several variables. *Geom. Funct. Anal.*, 1(4):321–374, 1991.
- [CGG+24] Mingfeng Chen, Shengwen Gan, Shaoming Guo, Jonathan Hickman, Marina Iliopoulou, and James Wright. Oscillatory integral operators and variable schrödinger propagators: beyond the universal estimates, 2024.
- [DGGZ24] Song Dai, Liuwei Gong, Shaoming Guo, and Ruixiang Zhang. Oscillatory integral operators on manifolds and related Takeya and Nikodym problems. *Camb. J. Math.*, 12(4):937–1015, 2024.
- [GGG+24] Shengwen Gan, Shaoming Guo, Larry Guth, Terence L. J. Harris, Dominique Maldague, and Hong Wang. On restricted projections to planes in \mathbb{R}^3 , 2024.
- [GHI19] Larry Guth, Jonathan Hickman, and Marina Iliopoulou. Sharp estimates for oscillatory integral operators via polynomial partitioning. *Acta Math.*, 223(2):251–376, 2019.
- [GLX25] Chuanwei Gao, Diankun Liu, and Yakun Xi. Curved takeya sets and nikodym problems on manifolds, 2025.

- [Gut16] Larry Guth. A restriction estimate using polynomial partitioning. *J. Amer. Math. Soc.*, 29(2):371–413, 2016.
- [GWZ24] Shaoming Guo, Hong Wang, and Ruixiang Zhang. A dichotomy for Hörmander-type oscillatory integral operators. *Invent. Math.*, 238(2):503–584, 2024.
- [Hor73] Lars Hörmander. Oscillatory integrals and multipliers on FLP . *Ark. Mat.*, 11:1–11, 1973.
- [HRZ22] Jonathan Hickman, Keith M. Rogers, and Ruixiang Zhang. Improved bounds for the Kakeya maximal conjecture in higher dimensions. *Amer. J. Math.*, 144(6):1511–1560, 2022.
- [KWZ23] Nets Hawk Katz, Shukun Wu, and Joshua Zahl. Kakeya sets from lines in SL_2 . *Ars Inven. Anal.*, pages Paper No. 6, 23, 2023.
- [KZ18] Nets Katz and Joshua Zahl. An improved bound on the hausdorff dimension of besicovitch sets in \mathbb{R}^3 . *Journal of the American Mathematical Society*, 32(1):195–259, August 2018.
- [KZ21] Nets Hawk Katz and Joshua Zahl. A Kakeya maximal function estimate in four dimensions using planebrushes. *Rev. Mat. Iberoam.*, 37(1):317–359, 2021.
- [Liv] Carlangelo Liverani. Implicit function theorem (a quantitative version). Preprint, PDF available. Unpublished manuscript.
- [MS97] William P. Minicozzi, II and Christopher D. Sogge. Negative results for Nikodym maximal functions and related oscillatory integrals in curved space. *Math. Res. Lett.*, 4(2-3):221–237, 1997.
- [PYZ24] Malabika Pramanik, Tongou Yang, and Joshua Zahl. A furstenberg-type problem for circles, and a kaufman-type restricted projection theorem in \mathbb{R}^3 , 2024.
- [Shm21] Pablo Shmerkin. A nonlinear version of bourgain’s projection theorem, 2021.
- [Tao09] Terence Tao. The two-ends reduction for the kakeya maximal conjecture. <https://terrytao.wordpress.com/2009/05/15/the-two-ends-reduction-for-the-kakeya-maximal-conjecture/#ter>, 2009. Blog post.
- [Tom75] Peter A. Tomas. A restriction theorem for the Fourier transform. *Bull. Amer. Math. Soc.*, 81:477–478, 1975.
- [Wis05] Laura Wisewell. Kakeya sets of curves. *Geom. Funct. Anal.*, 15(6):1319–1362, 2005.
- [Wol95] Thomas H. Wolff. An improved bound for kakeya type maximal functions. *Rev. Mat. Iberoam.*, 11(3):651–674, 1995.
- [Wol03] Thomas H. Wolff. *Lectures on harmonic analysis*, volume 29 of *University Lecture Series*. American Mathematical Society, Providence, RI, 2003. With a foreword by Charles Fefferman and a preface by Izabella Laba.
- [WW24] Hong Wang and Shukun Wu. Restriction estimates using decoupling theorems and two-ends furstenberg inequalities, 2024.
- [WZ25] Hong Wang and Joshua Zahl. Volume estimates for unions of convex sets, and the kakeya set conjecture in three dimensions, 2025.
- [Zah25] Joshua Zahl. On maximal functions associated to families of curves in the plane, 2025.

ARIAN NADJIMZADAH, DEPARTMENT OF MATHEMATICS, UNIVERSITY OF CALIFORNIA, LOS ANGELES, USA
Email address: anad@math.ucla.edu