

Symplectic integration of guiding-center equations in canonical coordinates for general toroidal fields

Christopher G. Albert¹, Georg S. Graßler¹, Sergei V.
Kasilov^{1,2}, Markus Markl¹, and Jonatan Schatzlmayr¹

¹*Fusion@ÖAW, Institute of Theoretical and Computational Physics,
Graz University of Technology, Graz, Austria*

²*Institute of Plasma Physics,
National Science Center “Kharkov Institute of
Physics and Technology”, Kharkiv, Ukraine*

(Dated: March 21, 2025)

Abstract

Symplectic integrators with long-term preservation of integrals of motion are introduced for the guiding-center model of plasma particles in toroidal magnetic fields of general topology. An efficient transformation to canonical coordinates from cylindrical and flux-like coordinates is discussed and applied using one component of the magnetic vector potential as a spatial coordinate. This choice is efficient in both, theoretical and numerical developments and marks a generalization of magnetic flux coordinates. The transformation enables the application of conventional symplectic integration schemes formulated in canonical coordinates, as well as variational integrators on the guiding-center system, without requiring magnetic flux coordinates. Symplectic properties and superior efficiency of the implicit midpoint scheme compared to conventional non-symplectic methods are demonstrated on perturbed tokamak fields with magnetic islands and stochastic regions. The presented results mark a crucial step towards gyrokinetic models that conserve physical invariants.

I. INTRODUCTION

Magnetized plasmas appear in nature as well as science and technology, notably magnetic confinement fusion. One of the foundations of plasma theory and computation is the tracing of charged particle orbits in electromagnetic fields. In the case of strong magnetization, their gyrofrequency ω_c is large and their gyroradius ρ_L is small compared to other scales of frequency and length in the system. This separation of scales led to the introduction of the guiding-center system, where the rapid gyromotion ϕ appears as an ignorable variable together with the perpendicular adiabatic invariant J_\perp as a constant of motion. Within its range of validity, the guiding-center ansatz has two main features: it reduces the dimension of the relevant phase-space and allows numerical treatment at larger time-steps than the gyration period $2\pi/\omega_c$. However, these features come at a price – the loss of canonical coordinates.

Why are canonical coordinates important? First, they form the basis for analytical treatment in terms of action-angle variables [1–4]. Analytical and semi-analytical methods can describe resonant wave-particle interaction and the emergence of Hamiltonian chaos [5, 6]. Second, canonical coordinates underlie an important class of numerical methods: symplectic integrators [7]. Such integrators and their generalizations retain a discrete symplectic structure of phase-space and thereby essential features of continuous Hamiltonian systems.

This includes conservation of energy and momentum within fixed bounds. In application to alpha particle losses in stellarator optimization, symplectic integrators outperform conventional methods by factor 3-5 in computing time and do not require high integration accuracy for orbit classification methods based on the properties of Hamiltonian systems [8–10].

Symplectic integrators are a subset of more general structure-preserving methods. Such approaches based on non-canonical coordinates include variational integrators [11–16], methods based on exact integration in lowest-order fields [17, 18] and methods based on slow manifolds [19, 20], line integrals [21] and average vector fields [22, 23]. Due to the special nature of the guiding-center system being a degenerate Hamiltonian system formulated in non-canonical coordinates, various methods come with specific limitations. The schemes are either not fully symplectic, e.g. preserve only energy, are of low order, or require stabilization. Straightforward application of standard symplectic integrators in canonical coordinates is of interest to obtain simple, reliable and fully structure-preserving integration schemes.

For an *explicit* transformation with canonical coordinates given as functions of non-canonical ones, it is well known [7] that symplectic integrators can be applied in a straightforward manner. This has been leveraged for analytical approximations of fields in tokamak plasmas [24–26]. Also for an *implicit* transformation to canonical coordinates it is possible to formulate symplectic integrators. The original idea by Cary [27] of solving the implicit transformation together with the implicit time-step of a symplectic integrator has been picked up recently [8, 28, 29]. An implicit transformation to canonical coordinates is also required to preserve symplectic structure in variational integrators [14–16]. There, the transformation to a form where canonical momenta can be identified is referred to as a *gauge* choice with an existence proof. Below, we describe a procedure to actually construct this transformation in practice.

Implicit spatial transformations to obtain canonical guiding-center coordinates have been realized for magnetic flux coordinates to first order in gyroradius [30–32] and exactly [8, 28, 33]. Such coordinates exist only in configurations with nested magnetic flux surfaces and exclude, for example, the tracing of particles up to the wall of a magnetic confinement configuration with a divertor. Also in the case of magnetic perturbations, flux surface geometry is destroyed, and the topology of the magnetic field includes islands and ergodic regions. [28] also provide a canonicalization in general field topology as a series expansion that requires a transformation in both, guiding-center position and velocity space coordinates.

A general and straightforward construction of canonical coordinates by a purely spatial transformation has been proposed by Meiss and Hazeltine [34]. This procedure consists of two steps: a coordinate transformation to eliminate one covariant component of the magnetic field, and a gauge transformation for the according covariant vector potential component. In the present work, we build on that approach of “Meiss-Hazeltine coordinates” with three adjustments for practical applicability: 1) The toroidal angle is modified instead of a poloidal variable. This directly yields a unique-valued transformation in usual toroidal magnetic confinement devices where the toroidal magnetic field component is never zero. 2) Based on this variant, canonical coordinates of cylindrical topology are constructed in addition to toroidal flux-like coordinates. 3) One vector potential component is used as the radial variable, thereby simplifying analytical derivations and numerical implementations. In particular, we show that the obtained coordinates are a generalization of magnetic flux coordinates.

The described spatial coordinate transformation and resulting symplectic integrators are implemented in the code SIMPLE [8, 9]. Results from numerical experiments confirm the validity and efficiency of symplectic orbit integration in both, tokamaks with broken symmetry and stellarators with magnetic islands and stochastic regions.

II. TRANSFORMATION TO CANONICAL COORDINATES

We write the guiding-center Lagrangian L_{gc} with Hamiltonian H skipping the term $J_{\perp}\dot{\phi}$ of the ignorable pair as

$$L_{\text{gc}}(\mathbf{x}, z^4) = \frac{e_{\alpha}}{c} (A_1^*(\mathbf{x}, z^4)\dot{x}^1 + A_2^*(\mathbf{x}, z^4)\dot{x}^2 + A_3^*(\mathbf{x}, z^4)\dot{x}^3) - H(\mathbf{x}, z^4) \quad (1)$$

in terms of non-canonical coordinates $\mathbf{z} = (x^1, x^2, x^3, z^4)$, where

$$A_i^*(\mathbf{x}, z^4) = \frac{v_{\parallel}(\mathbf{x}, z^4)}{\omega_{c\alpha}(\mathbf{x})} B_i(\mathbf{x}) + A_i(\mathbf{x}) \quad (2)$$

contain both, covariant components A_i of the vector potential and B_i of the magnetic field. In addition, parallel velocity v_{\parallel} , speed of light c , species charge e_{α} and gyrofrequency $\omega_{c\alpha}$ appear. Choices of the fourth phase-space coordinate z^4 besides three spatial variables

\mathbf{x} include v_{\parallel} itself, Hamiltonian H , or the toroidal canonical momentum p_{φ} . As a first step [8, 34], we transform to new spatial coordinates x_c^1, x_c^2, x_c^3 (subscript “c” for “canonical”) with the requirement to eliminate the first covariant component of \mathbf{B} , so

$$B_{1c}(\mathbf{x}_c) = -\frac{\partial x^i(\mathbf{x}_c)}{\partial x_c^1} B_i(\mathbf{x}(\mathbf{x}_c)) \stackrel{!}{=} 0. \quad (3)$$

Assuming prescribed transformations for two components $x^1(\mathbf{x}_c)$ and $x^3(\mathbf{x}_c)$ this requires

$$\frac{\partial x^2(\mathbf{x}_c)}{\partial x_c^1} = -\frac{\frac{\partial x^1(\mathbf{x}_c)}{\partial x_c^1} B_1(\mathbf{x}(\mathbf{x}_c)) + \frac{\partial x^3(\mathbf{x}_c)}{\partial x_c^1} B_3(\mathbf{x}(\mathbf{x}_c))}{B_2(\mathbf{x}(\mathbf{x}_c))}, \quad (4)$$

under the restriction that B_2 never vanishes. For any fixed pair x_c^2, x_c^3 , Eq. (4) is a nonlinear ordinary differential equation with independent variable x_c^1 .

To eliminate the component $A_1^c(\mathbf{x}_c)$ in Eq. (2), a gauge transform $\mathbf{A}^c = \mathbf{A} + \nabla\chi$ is applied [34] in addition to the covariant coordinate transform. Thus, condition $A_1^c = 0$ yields an ordinary differential equation for the gauge function $\chi(\mathbf{x}_c)$,

$$\frac{\partial \chi(\mathbf{x}_c)}{\partial x_c^1} = -\frac{\partial x^i(\mathbf{x}_c)}{\partial x_c^1} A_i(\mathbf{x}(\mathbf{x}_c)). \quad (5)$$

with $\partial x^2/\partial x_c^1$ given by Eq. (4). The solution of Eqs. (4) and (5) is found via a generic integrator for ordinary differential equations. Thus, we have eliminated A_1^{*c} in Eq. (2), which allows us to identify canonical momenta

$$p_2 = \frac{e_{\alpha}}{c} A_2^{*c}(\mathbf{x}_c, z^4) \text{ and } p_3 = \frac{e_{\alpha}}{c} A_3^{*c}(\mathbf{x}_c, z^4) \quad (6)$$

paired to x_c^2 and x_c^3 , respectively, inside $L_{\text{gc}}(\mathbf{x}_c, z^4)$ in Eq. (1). Note that this formulation still contains two generally non-canonical coordinates, $z^1 = x_c^1$ and z^4 . Now, values of these coordinates can be computed implicitly from Eq. (6) for points given in canonical coordinates (x_c^2, p_2, x_c^3, p_3) . This enables the application of symplectic [8] and variational [15, 16] integrators to the guiding-center system.

Let us now consider special cases useful in toroidal magnetic configurations, such as tokamaks or stellarators with non-zero toroidal component B_{φ} everywhere in the domain of interest. We fix $x^2 = \varphi$ to a toroidal angle and choose a transformation with

$$\begin{aligned} x^1 &= x_c^1, \\ \varphi &= \varphi_c + \lambda(x_c^1, \varphi_c, x_c^3), \\ x^3 &= x_c^3. \end{aligned} \quad (7)$$

In cylindrical-type coordinates, we have $x^1 = R$, $x^3 = Z$, and in flux-like coordinates, $x^1 = r$ is a radial coordinate and $x^3 = \vartheta$ a poloidal angle. Eqs. (4-5) become

$$\frac{\partial \lambda}{\partial x_c^1} = -\frac{B_1}{B_\varphi}, \quad \frac{\partial \chi}{\partial x_c^1} = -A_1 + \frac{B_1}{B_\varphi} A_\varphi. \quad (8)$$

In an additional step, we replace x_c^1 by using the vector potential component

$$A_3^c = A_3 + \frac{\partial \lambda}{\partial x_c^3} A_\varphi + \frac{\partial \chi}{\partial x_c^3} \equiv \psi_c \quad (9)$$

to replace the first coordinate x_c^1 (A_3^c is a monotonous function of the original x_c^1 due to non-vanishing contra-variant toroidal field component B_c^φ as follows from $\partial A_3^c / \partial x_c^1 = -\sqrt{g_c} B_c^\varphi$). This step does not affect values of covariant vector field components. Similar to a magnetic flux label, using ψ_c as a coordinate has the advantage that A_3^c will depend (identically) on ψ_c only. Following the convention of magnetic flux coordinates, we finally rename $x_c^3 \equiv \vartheta_c$. In these final spatial coordinates $\mathbf{x}_c = (\psi_c, \varphi_c, \vartheta_c)$ we express the metric determinant by magnetic quantities via

$$\sqrt{g_c} = \frac{1}{B^2} \left(B_\vartheta^c \frac{\partial A_\varphi^c}{\partial \psi_c} - B_\varphi^c \right). \quad (10)$$

Combined with the choice $z^4 \equiv A_\varphi^{*c} = p_\varphi$, the guiding-center Lagrangian takes the form

$$L_{\text{gc}}(\mathbf{x}_c, p_\varphi) = p_\varphi \dot{\psi}_c + p_\vartheta(\mathbf{x}_c, p_\varphi) \dot{\vartheta}_c - H(\mathbf{x}_c, p_\varphi). \quad (11)$$

Here, poloidal canonical momentum and parallel velocity respectively are

$$p_\vartheta(\mathbf{x}_c, p_\varphi) = m_\alpha v_{\parallel}(\mathbf{x}_c, p_\varphi) \frac{B_\vartheta^c(\mathbf{x}_c)}{B(\mathbf{x}_c)} + \frac{e_\alpha}{c} \psi_c, \quad (12)$$

$$v_{\parallel}(\mathbf{x}_c, p_\varphi) = \frac{B(\mathbf{x}_c)}{m_\alpha B_\varphi^c(\mathbf{x}_c)} \left(p_\varphi - \frac{e_\alpha}{c} A_\varphi^c(\mathbf{x}_c) \right), \quad (13)$$

and the Hamiltonian is

$$H(\mathbf{x}_c, p_\varphi) = \frac{m_\alpha v_{\parallel}^2(\mathbf{x}_c, p_\varphi)}{2} + J_\perp \omega_{c\alpha}(\mathbf{x}_c) + e_\alpha \Phi_e(\mathbf{x}_c), \quad (14)$$

with perpendicular invariant J_\perp and electric potential Φ_e . Magnetic field line equations are recovered from the Euler-Lagrange equations obtained from Eqs. (11-14) with $J_\perp = \Phi_e = 0$ using $z^4 = v_{\parallel}$ instead of p_φ . Only two out of three equations corresponding to spatial variables are independent in the limit $m_\alpha/e_\alpha \rightarrow 0$,

$$\dot{\psi}_c = \frac{\partial A_\varphi^c}{\partial \vartheta_c} \dot{\vartheta}_c, \quad \dot{\vartheta}_c = -\frac{\partial A_\varphi^c}{\partial \psi_c} \dot{\psi}_c, \quad (15)$$

and the fourth equation is $B_\vartheta^c \dot{\vartheta}_c + B_\varphi^c \dot{\varphi}_c = Bv_\parallel$, so that $\dot{x}_c^k = v_\parallel B_c^k/B$. Replacing time with a new independent variable φ_c , Eqs. (15) turn into field line equations in the canonical Hamiltonian form for a gauge with $A_1^c = 0$ (see, e.g., [6, 32]). In addition, our toroidal angle φ_c is different from the cylinder angle φ , which is not necessary for the canonical representation of field lines, but essential for guiding-centers where we require $B_1^c = 0$ via Eq. (4).

III. SYMPLECTIC ORBIT INTEGRATION

Symplectic integration schemes with an implicit transformation to canonical coordinates [8, 28] have been implemented on the new canonical coordinates in the code SIMPLE. Here, the implicit transformation from canonical coordinates (6) is solved together with the canonical symplectic time-stepping scheme for the Hamiltonian flow. For the guiding-center system in the present coordinates $\mathbf{z} = (\psi_c, \varphi_c, \vartheta_c, p_\varphi)$, the Hamiltonian flow for the according canonical coordinates $\mathbf{z}_c = (p_\vartheta, \varphi_c, \vartheta_c, p_\varphi)$ is given by canonical phase-space velocity components V_c^k as functions of non-canonical \mathbf{z} (Eqs. (63-66) of [8]),

$$\begin{aligned} V_c^{p_\vartheta} &= -\frac{\partial H}{\partial \vartheta} + \frac{\partial H}{\partial \psi_c} \left(\frac{\partial p_\vartheta}{\partial \psi_c} \right)^{-1} \frac{\partial p_\vartheta}{\partial \vartheta}, \\ V_c^\varphi &= \frac{B}{B_\varphi^c} \left(v_\parallel - \frac{\partial H}{\partial \psi_c} \left(\frac{\partial p_\vartheta}{\partial \psi_c} \right)^{-1} \frac{B_\vartheta^c}{B} \right), \\ V_c^{\vartheta} &= \frac{\partial H}{\partial \psi_c} \left(\frac{\partial p_\vartheta}{\partial \psi_c} \right)^{-1}, \\ V_c^{p_\varphi} &= -\frac{\partial H}{\partial \varphi} + \frac{\partial H}{\partial \psi_c} \left(\frac{\partial p_\vartheta}{\partial \psi_c} \right)^{-1} \frac{\partial p_\vartheta}{\partial \varphi}. \end{aligned} \quad (16)$$

For the symplectic midpoint rule [7, 28] with timestep h , implicit equations in non-canonical $\mathbf{z}_{(n+1/2)}$ that represent the midpoint $\frac{1}{2}(\mathbf{z}_{c,(n)} + \mathbf{z}_{c,(n+1)})$ in canonical coordinates are

$$p_\vartheta(\mathbf{z}_{(n+1/2)}) = p_{\vartheta,(n)} + \frac{\Delta t}{2} V_c^{p_\vartheta}(\mathbf{z}_{(n+1/2)}), \quad (17)$$

$$z_{(n+1/2)}^k = z_{c,(n)}^k + \frac{\Delta t}{2} V_c^k(\mathbf{z}_{(n+1/2)}), \quad k > 1, \quad (18)$$

where the left-hand side of Eq. (17) is computed from Eq. (12). The remaining equations for the next step $(n+1)$ become explicit with

$$z_{c,(n+1)}^k = z_{c,(n)}^k + \Delta t V_c^k(\mathbf{z}_{(n+1/2)}), \quad (19)$$

re-using values of the phase-space velocity (16) evaluated at the midpoint $\mathbf{z}_{(n+1/2)}$.

Orbits are traced in the magnetic field of a typical medium-sized tokamak configuration with a lower single-null divertor and resonant magnetic perturbations as in Refs [35, 36]. We compare the symplectic scheme to two non-symplectic adaptive methods: Runge-Kutta-Fehlberg of order 4/5 and Dormand&Prince of order 8/5/3 [37, 38]. Each setup has been chosen such that the total number of magnetic field evaluations is similar for all compared integration methods.

Fig. 1 shows the orbit of a trapped "banana" orbit in the axisymmetric field, with energy and toroidal momentum evolution plotted in Fig. 2. While the symplectic midpoint integrator retains the shape and integrals of motion, the non-symplectic methods deviate up to a destruction of the orbit topology.

Figs. 3 and 4 show the behavior of passing and trapped orbits in a perturbed tokamak field. We have chosen a region where non-linear oscillations appear around a phase-space resonance. The symplectic integrator preserves the structure of the islands and the precession of the banana tip, while the non-symplectic methods fail to do so. This is especially relevant for transport induced by such resonances, that can be shown to be a main mechanism for the loss of alpha particles [39] as well as toroidal viscosity [40] in 3D fields. Both features are critical for stable and efficient operation of magnetic confinement fusion devices.

IV. CONCLUSION AND OUTLOOK

Symplectic integration of the guiding-center system of charged particle dynamics in strong magnetic fields has been realized via an effective transformation to canonical coordinates. Starting with a short review of previously available methods, we derived a variant of Meiss-Hazeltine coordinates for this purpose. In contrast to related approaches, this transformation requires neither nested magnetic flux surfaces nor a full phase-space transformation. Starting with the general description, we pursue a realization for cylindrical coordinates. Based on these canonical coordinates, we implemented the symplectic midpoint rule based on the SIMPLE algorithm. For realistic conditions in a tokamak field with resonant magnetic perturbations, the method outperforms conventional non-symplectic integrators to a similar degree as observed in previous works. This is significant for efficient and physics-consistent numerical implementations of drift- and gyrokinetic models from the plasma core to the wall.

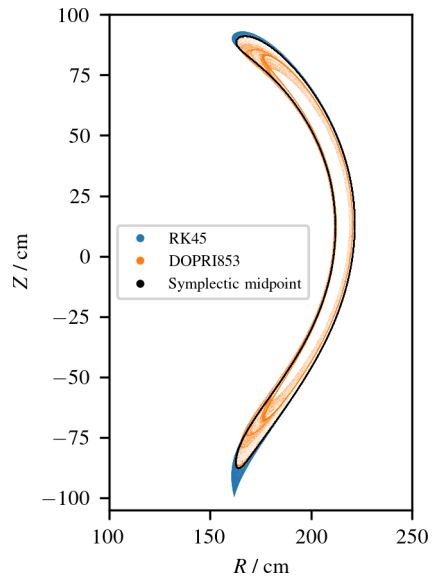


FIG. 1. Banana orbit crossing an axisymmetric tokamak’s separatrix. Results from symplectic midpoint (black) [7, 8] and non-symplectic RK45 (blue) and DOPRI853 (orange) [37, 38]. Orbits from non-symplectic methods shrink or escape after a few 10000 bounces in contrast to symplectic ones at similar computational cost in terms of field evaluations.

Due to their similarity to canonical magnetic flux coordinates, the new canonical coordinates are also of interest to generalize theoretical results that previously relied on nested magnetic flux surfaces.

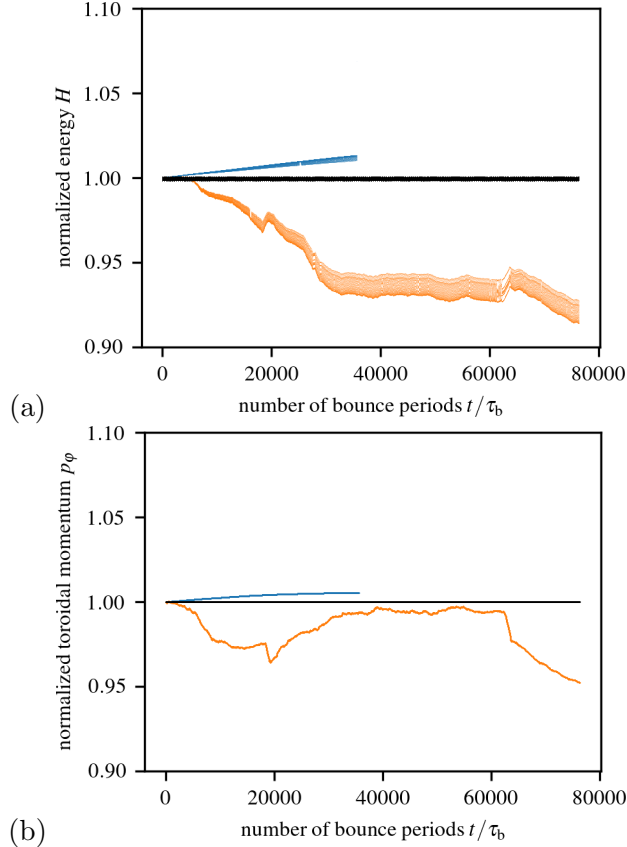


FIG. 2. Energy H (a) and toroidal momentum p_φ (b) of the orbit of Fig. 1 (same coloring) over time t normalized by their initial value. Values drift away for non-symplectic methods RK45 and DOPRI853 and are truncated when the orbit incorrectly leaves the device for RK45. The implicit midpoint rule ensures exact conservation (p_φ) or oscillation in bounds (H) due to symplecticity.

ACKNOWLEDGMENTS

The authors thank Benedikt Brantner, Martin Heyn, Michael Kraus and Pedro Gil for useful discussions. This work has been carried out within the framework of the EUROfusion Consortium, funded by the European Union via the Euratom Research and Training Programme (Grant Agreement No 101052200 — EUROfusion). Views and opinions expressed are however those of the author(s) only and do not necessarily reflect those of the European Union or the European Commission. Neither the European Union nor the European Commission can be held responsible for them. We gratefully acknowledge support from NAWI

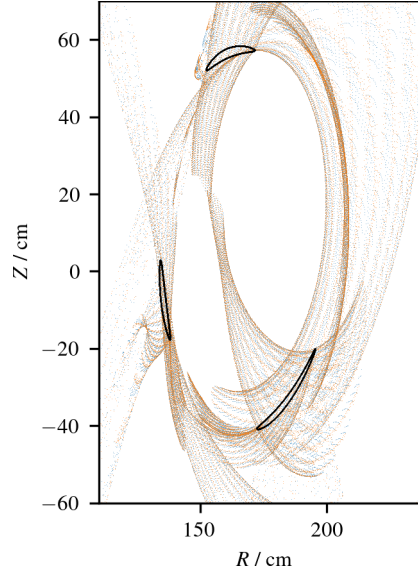


FIG. 3. Island chain formed by Poincaré sections of passing orbits at constant toroidal angle in a perturbed tokamak field. Symplectic midpoint (black) preserves its structure, opposed to RK45 (blue) and DOPRI853 (orange).

Graz.

-
- [1] R. D. Hazeltine, S. M. Mahajan, and D. A. Hitchcock, Quasi-linear diffusion and radial transport in tokamaks, *The Physics of Fluids* **24**, 1164 (1981).
 - [2] S. M. Mahajan and C. Y. Chen, Plasma kinetic theory in action-angle variables, *The Physics of Fluids* **28**, 3538 (1985).
 - [3] J. R. Cary, H. V. Wong, and S. M. Mahajan, Comment on "Plasma kinetic theory in action-angle variables" (*Phys. Fluids* 28, 3538 (1985)), *Phys. Fluids; (United States)* **31:3**, 10.1063/1.866804 (1988).
 - [4] P.-H. Chavanis, Kinetic theory with angle–action variables, *Physica A: Statistical Mechanics and its Applications* **377**, 469 (2007).
 - [5] B. V. Chirikov, A universal instability of many-dimensional oscillator systems, *Physics Reports* **52**, 263 (1979).
 - [6] S. Abdullaev, K. Finken, M. Jakubowski, and M. Lehnen, Mappings of stochastic field lines in poloidal divertor tokamaks, *Nucl. Fusion* **46**, S113 (2006).

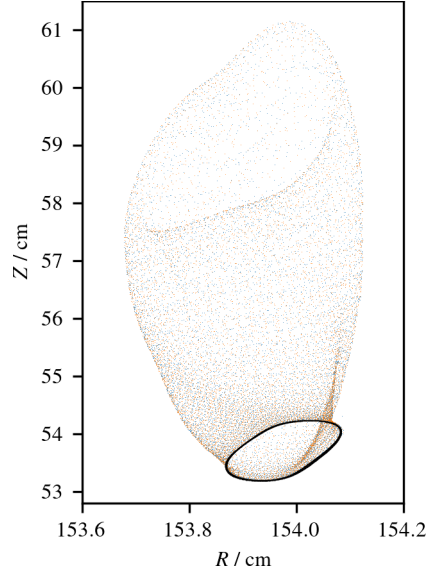


FIG. 4. Banana tip precession by Poincaré sections of trapped orbits at zero v_{\parallel} in a perturbed tokamak field. Symplectic midpoint (black) preserves its structure, opposed to RK45 (blue) and DOPRI853 (orange).

- [7] E. Hairer, C. Lubich, and G. Wanner, *Geometric Numerical Integration: Structure-Preserving Algorithms for Ordinary Differential Equations*, 2nd ed., Springer Series in Computational Mathematics No. 31 (Springer, Berlin ; New York, 2006).
- [8] C. G. Albert, S. V. Kasilov, and W. Kernbichler, Symplectic integration with non-canonical quadrature for guiding-center orbits in magnetic confinement devices, *J. Comput. Phys.* **403**, 109065 (2020).
- [9] C. G. Albert, S. V. Kasilov, and W. Kernbichler, Accelerated methods for direct computation of fusion alpha particle losses within stellarator optimization, *J. Plasma Phys.* **86**, 815860201 (2020).
- [10] C. G. Albert, R. Buchholz, S. V. Kasilov, W. Kernbichler, and K. Rath, Alpha particle confinement metrics based on orbit classification in stellarators, *Journal of Plasma Physics* **89**, 955890301 (2023).
- [11] H. Qin and X. Guan, Variational symplectic integrator for long-time simulations of the guiding-center motion of charged particles in general magnetic fields, *Phys. Rev. Lett.* **100**, 35006 (2008).

- [12] H. Qin, X. Guan, and W. M. Tang, Variational symplectic algorithm for guiding center dynamics and its application in tokamak geometry, *Phys. Plasmas* **16**, 42510 (2009).
- [13] P. J. Morrison, Structure and structure-preserving algorithms for plasma physics, *Phys. Plasmas* **24**, 55502 (2017).
- [14] M. Kraus, Projected Variational Integrators for Degenerate Lagrangian Systems (2017), arXiv:1708.07356 [math-ph, physics:physics].
- [15] J. W. Burby and C. L. Ellison, Toroidal regularization of the guiding center Lagrangian, *Physics of Plasmas* **24**, 110703 (2017).
- [16] C. L. Ellison, J. M. Finn, J. W. Burby, M. Kraus, H. Qin, and W. M. Tang, Degenerate variational integrators for magnetic field line flow and guiding center trajectories, *Phys. Plasmas* **25**, 52502 (2018).
- [17] M. Eder, C. G. Albert, L. M. P. Bauer, S. V. Kasilov, and W. Kernbichler, Quasi-geometric integration of guiding-center orbits in piecewise linear toroidal fields, *Physics of Plasmas* **27**, 122508 (2020).
- [18] J. Schatzlmayr, G. Grassler, M. F. Heyn, S. V. Kasilov, and C. G. Albert, Symplecticity of the GORILLA guiding-center tracer and its implications for edge transport modeling, submitted to *J. Phys. Conf. Ser.* (2024).
- [19] J. W. Burby and E. Hirvijoki, Normal stability of slow manifolds in nearly periodic Hamiltonian systems, *Journal of Mathematical Physics* **62**, 093506 (2021).
- [20] J. Xiao and H. Qin, Slow manifolds of classical Pauli particle enable structure-preserving geometric algorithms for guiding center dynamics, *Computer Physics Communications* **265**, 107981 (2021).
- [21] L. Brugnano, F. Iavernaro, and R. Zhang, Arbitrarily high-order energy-preserving methods for simulating the gyrocenter dynamics of charged particles, *Journal of Computational and Applied Mathematics* **380**, 112994 (2020).
- [22] B. Zhu, Y. Tang, and J. Liu, Energy-preserving methods for guiding center system based on averaged vector field, *Physics of Plasmas* **29**, 032501 (2022).
- [23] R. Zhang, Z. Wang, J. Xiao, and F. Wang, Structure-preserving algorithms for guiding center dynamics based on the slow manifold of classical Pauli particle, *Plasma Sci. Technol.* **26**, 065101 (2024).

- [24] M. Khan, K. Schoepf, V. Goloborod'ko, and V. Yavorskij, Symplectic Simulation of Fast Alpha Particle Radial Transport in Tokamaks in the Presence of TF Ripples and a Neoclassical Tearing Mode, *J. fusion energy* **31**, 547 (2012).
- [25] M. Khan, A. Zafar, and M. Kamran, Fast Ion Trajectory Calculations in Tokamak Magnetic Configuration Using Symplectic Integration Algorithm, *J. Fusion Energy* **34**, 298 (2015).
- [26] M. Khan, K. Schoepf, V. Goloborod'ko, and Z.-M. Sheng, Symplectic Simulations of Radial Diffusion of Fast Alpha Particles in the Presence of Low-Frequency Modes in Rippled Tokamaks, *J. Fusion Energy* **36**, 40 (2017).
- [27] J. R. Cary, A Second-Order Symplectic Integrator for Guiding-Center Equations, arXiv Prepr. arXiv1809.05498 (1989).
- [28] R. Zhang, J. Liu, Y. Tang, H. Qin, J. Xiao, and B. Zhu, Canonicalization and symplectic simulation of the gyrocenter dynamics in time-independent magnetic fields, *Phys. Plasmas* **21**, 32504 (2014).
- [29] B. Zhu, Z. Hu, Y. Tang, and R. Zhang, Symmetric and symplectic methods for gyrocenter dynamics in time-independent magnetic fields, *Int. J. Model. Simul. Sci. Comput.* **07**, 1650008 (2016).
- [30] R. B. White and M. S. Chance, Hamiltonian guiding center drift orbit calculation for plasmas of arbitrary cross section, *The Physics of Fluids* **27**, 2455 (1984).
- [31] A. H. Boozer, Physics of magnetically confined plasmas, *Rev. Mod. Phys.* **76**, 1071 (2005).
- [32] A. H. Boozer, Non-axisymmetric magnetic fields and toroidal plasma confinement, *Nucl. Fusion* **55**, 025001 (2015).
- [33] M. Li, B. N. Breizman, and L. Zheng, Canonical straight field line magnetic flux coordinates for tokamaks, *Journal of Computational Physics* **326**, 334 (2016).
- [34] J. D. Meiss and R. D. Hazeltine, Canonical coordinates for guiding center particles, *Physics of Fluids B: Plasma Physics* **2**, 2563 (1990).
- [35] A. F. Martitsch, S. V. Kasilov, W. Kernbichler, G. Kapper, C. G. Albert, M. F. Heyn, H. M. Smith, E. Strumberger, S. Fietz, W. Suttrop, M. Landreman, T. A. U. Team, and the EUROfusion MST1 Team, Effect of 3d magnetic perturbations on the plasma rotation in asdex upgrade, *Plasma Physics and Controlled Fusion* **58**, 074007 (2016).
- [36] W. Suttrop, A. Kirk, V. Bobkov, M. Cavedon, M. Dunne, R. M. McDermott, H. Meyer, R. Nazikian, C. Paz-Soldan, D. A. Ryan, E. Viezzer, M. Willensdorfer, The ASDEX Upgrade,

- and MST1 Teams, Experimental conditions to suppress edge localised modes by magnetic perturbations in the ASDEX Upgrade tokamak, *Nuclear Fusion* **58**, 096031 (2018).
- [37] E. Hairer, S. P. Nørsett, and G. Wanner, *Solving Ordinary Differential Equations I*, Springer Series in Computational Mathematics, Vol. 8 (Springer, Berlin, Heidelberg, 1993).
- [38] J. R. Dormand, *Numerical Methods for Differential Equations: A Computational Approach* (CRC Press, Boca Raton, 2018).
- [39] E. J. Paul, A. Bhattacharjee, M. Landreman, D. Alex, J.-L. Velasco, and R. Nies, Energetic particle loss mechanisms in reactor-scale equilibria close to quasisymmetry, *Nucl. Fusion* **62**, 126054 (2022).
- [40] J.-k. Park, A. H. Boozer, and J. E. Menard, Nonambipolar Transport by Trapped Particles in Tokamaks, *Phys. Rev. Lett.* **102**, 065002 (2009).