

The covariance of causal effect estimators for binary v-structures

Jack Kuipers

D-BSSE, ETH Zurich, Schanzenstrasse 44, 4056 Basel, Switzerland

JACK.KUIPERS@BSSE.ETHZ.CH

Giusi Moffa

Department of Mathematics and Computer Science, University of Basel, Basel, Switzerland

GIUSI.MOFFA@UNIBAS.CH

Abstract

Previously [Journal of Causal Inference, 10, 90–105 (2022)], we computed the variance of two estimators of causal effects for a v-structure of binary variables. Here we show that a linear combination of these estimators has lower variance than either. Furthermore, we show that this holds also when the treatment variable is block randomised with a predefined number receiving treatment, with analogous results to when it is sampled randomly.

Keywords: Causality; Covariate Adjustment; Structure Learning; Bayesian Networks; Probability Theory.

1. Recap

In Kuipers and Moffa (2022) we considered a DAG with 3 nodes of binary variables organised in a v-structure with the outcome Y of interest as a collider with parents Z and X (Figure 1) where we want to estimate the effect of X on Y . We recall that the DAG in Figure 1 has the following probability tables:

$$\begin{aligned} p(X = 1) &= p_X, & p(Y = 1 \mid X = 0, Z = 0) &= p_{Y,0}, & p(Y = 1 \mid X = 1, Z = 0) &= p_{Y,2} \\ p(Z = 1) &= p_Z, & p(Y = 1 \mid X = 0, Z = 1) &= p_{Y,1}, & p(Y = 1 \mid X = 1, Z = 1) &= p_{Y,3} \end{aligned} \quad (1)$$

which is equivalent to multinomial sampling with probabilities

X	Z	Y	p	X	Z	Y	p
0	0	0	$p_0 = (1 - p_X)(1 - p_Z)(1 - p_{Y,0})$	1	0	0	$p_4 = p_X(1 - p_Z)(1 - p_{Y,2})$
0	0	1	$p_1 = (1 - p_X)(1 - p_Z)p_{Y,0}$	1	0	1	$p_5 = p_X(1 - p_Z)p_{Y,2}$
0	1	0	$p_2 = (1 - p_X)p_Z(1 - p_{Y,1})$	1	1	0	$p_6 = p_Xp_Z(1 - p_{Y,3})$
0	1	1	$p_3 = (1 - p_X)p_Zp_{Y,1}$	1	1	1	$p_7 = p_Xp_Zp_{Y,3}$

(2)

If we represent with N_i the number of sampled binary vectors indexed by $i = 4X + 2Z + Y$, with a total of N , the causal estimator from raw conditionals is

$$R = R_1 - R_0, \quad R_1 = \frac{N_5 + N_7}{N_4 + N_5 + N_6 + N_7}, \quad R_0 = \frac{N_1 + N_3}{N_0 + N_1 + N_2 + N_3} \quad (3)$$

while the estimator using marginalisation is

$$M = M_1 - M_0, \quad M_1 = M_{11} + M_{10}, \quad M_0 = M_{01} + M_{00} \quad (4)$$

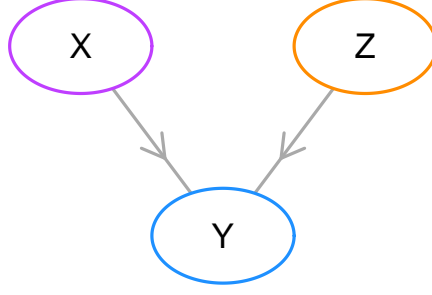


Figure 1: A v-structure on 3 nodes.

with the terms separated for later ease

$$\begin{aligned}
 M_{11} &= \frac{N_7}{(N_6 + N_7)} \frac{(N_2 + N_3 + N_6 + N_7)}{N}, & M_{01} &= \frac{N_3}{(N_2 + N_3)} \frac{(N_2 + N_3 + N_6 + N_7)}{N} \\
 M_{10} &= \frac{N_5}{(N_4 + N_5)} \frac{(N_0 + N_1 + N_4 + N_5)}{N}, & M_{00} &= \frac{N_1}{(N_0 + N_1)} \frac{(N_0 + N_1 + N_4 + N_5)}{N}
 \end{aligned} \tag{5}$$

2. A combined estimator

We previously computed the variances of these two estimators (Kuipers and Moffa, 2022), but since both R and M are estimators of the effect of X on Y , so too is any linear combination of them

$$P(\alpha) = \alpha R + (1 - \alpha)M \tag{6}$$

We could even have different linear combinations for the different parts of the estimators

$$Q = \alpha_1 R_1 + (1 - \alpha_1)M_1 - \alpha_0 R_0 - (1 - \alpha_0)M_0 \tag{7}$$

though we will stick with the simpler combination here.

The variance of P is given by

$$V[P(\alpha)] = \alpha^2 V[R] + (1 - \alpha)^2 V[M] + 2\alpha(1 - \alpha)C[R, M] \tag{8}$$

in terms of the covariance of R and M . Notably, if the covariance is smaller than both variances, then the variance of P is minimised at

$$\alpha^* = \frac{V[M] - C[R, M]}{(V[R] - C[R, M]) + (V[M] - C[R, M])} \tag{9}$$

and the variance is lower than taking the either the R or M estimator:

$$C[R, M] < \min(V[R], V[M]) \implies V[P(\alpha^*)] < \min(V[R], V[M]) \tag{10}$$

3. Computing the covariance

To compute the covariance we need different generating variables than before (Kuipers and Moffa, 2022) so we introduce the following generating function:

$$U_N = \{[p_0 s_1 t_1 + p_2 s_2 t_2 + (p_1 s_1 t_1 u_1 + p_3 s_2 t_2 u_2) v_1] w_1 + [p_4 s_1 t_3 + p_6 s_2 t_4 + (p_5 s_1 t_3 u_3 + p_7 s_2 t_4 u_4) v_2] w_2\}^N \quad (11)$$

Let $G = \{s_1, s_2, t_1, t_2, t_3, t_4, u_1, u_2, u_3, u_4, v_1, v_2, w_1, w_2\}$ be all generating variables.

Using this formulation

$$\begin{aligned} E[M_{11} R_1] &= \frac{1}{N} \int dw_2 \int dt_4 \frac{s_2 u_4 v_2}{t_4 w_2} \frac{\partial^3}{\partial s_2 \partial u_4 \partial v_2} U_N \Big|_{\substack{G_i=1 \\ \forall i}} \\ &= \int dw_2 \frac{v_2}{w_2} \frac{\partial}{\partial v_2} \frac{(p_3 v_1 w_1 + p_7 v_2 w_2 + p_2 w_1 + p_6 w_2) v_2 p_7}{(p_6 + p_7 v_2)} U_{N-1} \Big|_{\substack{G_i=1 \\ \forall i}} \\ &= \frac{p_6 p_7}{(p_6 + p_7)^2} (N-1) p_Z p_X (1-p_X)^{N-2} F\left([1, 1, 2-N], [2, 2], -\frac{p_X}{1-p_X}\right) + \\ &\quad \frac{(p_4 + p_6) p_7}{N p_X^2} + E[M_{11}] E[R_1] \end{aligned} \quad (12)$$

and likewise

$$\begin{aligned} E[M_{11} R_0] &= \int dw_1 \frac{v_1}{w_1} \frac{\partial}{\partial v_1} \frac{(p_3 v_1 w_1 + p_7 v_2 w_2 + p_2 w_1 + p_6 w_2) v_2 p_7}{(p_6 + p_7 v_2)} U_{N-1} \Big|_{\substack{G_i=1 \\ \forall i}} \\ &= \frac{(p_0 p_3 - p_1 p_2) p_7}{N(1-p_X)^2 (p_6 + p_7)} + E[M_{11}] E[R_0] \end{aligned} \quad (13)$$

These calculations can be directly repeated to compute the covariances between M_{10} and R :

$$\begin{aligned} E[M_{10} R_1] &= \frac{1}{N} \int dw_2 \int dt_3 \frac{s_1 u_3 v_2}{t_3 w_2} \frac{\partial^3}{\partial s_1 \partial u_3 \partial v_2} U_N \Big|_{\substack{G_i=1 \\ \forall i}} \\ &= \int dw_2 \frac{v_2}{w_2} \frac{\partial}{\partial v_2} \frac{(p_1 v_1 w_1 + p_5 v_2 w_2 + p_0 w_1 + p_4 w_2) v_2 p_5}{(p_4 + p_5 v_2)} U_{N-1} \Big|_{\substack{G_i=1 \\ \forall i}} \\ &= \frac{p_4 p_5}{(p_4 + p_5)^2} (N-1) (1-p_Z) p_X (1-p_X)^{N-1} F\left([1, 1, 2-N], [2, 2], -\frac{p_X}{1-p_X}\right) + \\ &\quad \frac{(p_4 + p_6) p_5}{N p_X^2} + E[M_{10}] E[R_1] \end{aligned} \quad (14)$$

and

$$\begin{aligned} E[M_{10} R_0] &= \int dw_1 \frac{v_1}{w_1} \frac{\partial}{\partial v_1} \frac{(p_1 v_1 w_1 + p_5 v_2 w_2 + p_0 w_1 + p_4 w_2) v_2 p_5}{(p_4 + p_5 v_2)} U_{N-1} \Big|_{\substack{G_i=1 \\ \forall i}} \\ &= -\frac{(p_0 p_3 - p_1 p_2) p_5}{N(1-p_X)^2 (p_4 + p_5)} + E[M_{10}] E[R_0] \end{aligned} \quad (15)$$

Similarly for the covariances of M_{00} and R :

$$E[M_{00}R_1] = \frac{(p_5p_6 - p_4p_7)p_1}{Np_X^2(p_0 + p_1)} + E[M_{00}]E[R_1] \quad (16)$$

$$E[M_{00}R_0] = \frac{p_0p_1}{(p_0 + p_1)^2}(N-1)(1-p_Z)(1-p_X)p_X^{N-1}F\left([1, 1, 2-N], [2, 2], -\frac{1-p_X}{p_X}\right) + \frac{(p_0 + p_2)p_1}{N(1-p_X)^2} + E[M_{00}]E[R_0] \quad (17)$$

And for the covariances of M_{01} and R :

$$E[M_{01}R_1] = -\frac{(p_5p_6 - p_4p_7)p_3}{Np_X^2(p_2 + p_3)} + E[M_{01}]E[R_1] \quad (18)$$

$$E[M_{01}R_0] = \frac{p_2p_3}{(p_2 + p_3)^2}(N-1)p_Z(1-p_X)p_X^{N-1}F\left([1, 1, 2-N], [2, 2], -\frac{1-p_X}{p_X}\right) + \frac{(p_0 + p_2)p_3}{N(1-p_X)^2} + E[M_{01}]E[R_0] \quad (19)$$

The complete result is then

$$\begin{aligned} C[R, M] \cdot N &= \frac{p_6p_7}{(p_6 + p_7)^2}N(N-1)p_Zp_X(1-p_X)^{N-2}F\left([1, 1, 2-N], [2, 2], -\frac{p_X}{1-p_X}\right) \\ &+ \frac{p_4p_5}{(p_4 + p_5)^2}N(N-1)(1-p_Z)p_X(1-p_X)^{N-1}F\left([1, 1, 2-N], [2, 2], -\frac{p_X}{1-p_X}\right) \\ &+ \frac{p_2p_3}{(p_2 + p_3)^2}N(N-1)p_Z(1-p_X)p_X^{N-1}F\left([1, 1, 2-N], [2, 2], -\frac{1-p_X}{p_X}\right) \\ &+ \frac{p_0p_1}{(p_0 + p_1)^2}N(N-1)(1-p_Z)(1-p_X)p_X^{N-1}F\left([1, 1, 2-N], [2, 2], -\frac{1-p_X}{p_X}\right) \\ &+ \frac{(p_4 + p_6)(p_5 + p_7)}{p_X^2} + \frac{(p_0 + p_2)(p_1 + p_3)}{(1-p_X)^2} \\ &+ 2\left(\frac{p_7}{(p_6 + p_7)} - \frac{p_5}{(p_4 + p_5)}\right)\left(\frac{p_3}{(p_2 + p_3)} - \frac{p_1}{(p_0 + p_1)}\right)p_Z(1-p_Z) \end{aligned} \quad (20)$$

3.1 Numerical checks

We include code to evaluate the analytical results and run simulations at <https://github.com/jackkuipers/Vcausal>. For example, for $p_X = \frac{1}{3}$, $p_Z = \frac{2}{3}$, $p_{Y,0} = \frac{1}{6}$, $p_{Y,1} = \frac{1}{2}$, $p_{Y,2} = \frac{1}{3}$, $p_{Y,3} = \frac{5}{6}$ and $N = 100$, we obtained Monte Carlo estimates of the square root of the covariance of R and M as 0.0915292 from 40 million repetitions, in line with the analytical result of 0.0915308. This is lower than the analytical results for R and M of 0.1019324 and 0.0924017 respectively (with MC estimates of 0.1019294 and 0.0924014). This means that the best combination would have $\alpha^* = 0.0737371$, for which we would have a minimum variance of 0.0923378. This aligns with the result from the simulation of 0.0923373.

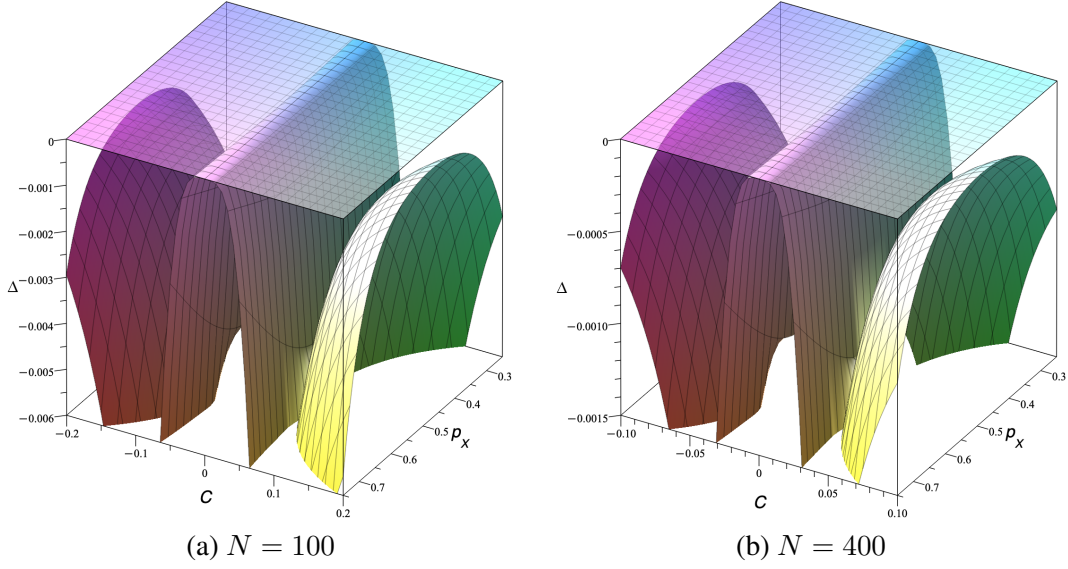


Figure 2: Relative difference in variance of the combined estimator to the better of the other two.

3.2 Relative difference in variances

As in Kuipers and Moffa (2022), we use the following parametrisation

$$\begin{aligned} p_{Y,0} &= q_0 - C - Dp_Z, & p_{Y,1} &= q_0 + C + D(1 - p_Z), \\ p_{Y,2} &= q_1 - C + Dp_Z, & p_{Y,3} &= q_1 + C - D(1 - p_Z), \end{aligned} \quad (21)$$

so that the causal effect of X on Y is $q_1 - q_0$. The effect of Z on Y in the probability tables is then $2C + D$ for $X = 0$ and $2C - D$ for $X = 1$, making C a measure of the causal effect of Z on Y and D a measure of the interaction effect between X and the effect of Z on Y .

We plot the difference in variances of the combined estimator to the better of the other two estimators:

$$\Delta = \frac{V[P(\alpha^*)] - \min(V[M], V[R])}{\min(V[M], V[R])} \quad (22)$$

In Figure 2 we leave p_X free, set $p_Z = \frac{2}{3}$ and $D = 0$, and set $q_0 = \frac{1}{3}$, $q_1 = \frac{2}{3}$. We plot Δ for $N = 100$ and $N = 400$, where in the plot for $N = 400$ we also zoomed into C by dividing it by 2. In the Figure we can see that the combined estimator has better precision everywhere, especially in the regions where the variance of M and R are similar (*cf* Figure 2 of Kuipers and Moffa, 2022).

3.3 Asymptotics

For the asymptotic analysis we employ the following asymptotic expansion of the hypergeometric functions

$$N(N-1)z^2(1-z)^{N-2}F\left([1, 1, 2-N], [2, 2], -\frac{z}{1-z}\right) = 1 + \frac{1}{Nz} + \dots \quad (23)$$

so that the asymptotics for the covariance becomes

$$\begin{aligned}
 C[R, M] \cdot N = & (q_1 + (2p_Z - 1)C)(1 - q_1 - (2p_Z - 1)C) \\
 & + (q_0 + (2p_Z - 1)C)(1 - q_0 - (2p_Z - 1)C) \\
 & + \frac{(1 - p_X)p_Z(q_1 + C - (1 - p_Z)D)(1 - q_1 - C + (1 - p_Z)D)}{p_X} \left(1 + \frac{1}{Np_X}\right) \\
 & + \frac{(1 - p_X)(1 - p_Z)(q_1 - C + p_Z D)(1 - q_1 + C - p_Z D)}{p_X} \left(1 + \frac{1}{Np_X}\right) \\
 & + \frac{p_X p_Z(q_0 + C + (1 - p_Z)D)(1 - q_0 - C - (1 - p_Z)D)}{1 - p_X} \left(1 + \frac{1}{N(1 - p_X)}\right) \\
 & + \frac{p_X(1 - p_Z)(q_0 - C - p_Z D)(1 - q_0 + C + p_Z D)}{1 - p_X} \left(1 + \frac{1}{N(1 - p_X)}\right) \\
 & - 2p_Z(1 - p_Z)(4C^2 - D^2) + O(N^{-2})
 \end{aligned} \tag{24}$$

In the scaling limit $C \sim N^{-\frac{1}{2}}$ and $D \sim N^{-\frac{1}{2}}$ this reduces, rather neatly, to

$$(C[R, M] - V[R]) \cdot N = -\frac{p_Z(1 - p_Z)}{p_X(1 - p_X)} [2C + (2p_X - 1)D]^2 + O(N^{-\frac{3}{2}}) \tag{25}$$

$$(C[R, M] - V[M]) \cdot N = -\frac{q_1(1 - q_1)(1 - p_X)}{Np_X^2} - \frac{q_0(1 - q_0)p_X}{N(1 - p_X)^2} + O(N^{-\frac{3}{2}}) \tag{26}$$

4. Conclusions

Both leading-order terms above are non-positive, so in general $C[R, M] < \min(V[R], V[M])$, as also observed in Figure 2. This condition means that $V[P(\alpha^*)] < \min(V[R], V[M])$, so that there exists an estimator with better precision than either R or M .

References

- J. Kuipers and G. Moffa. The variance of causal effect estimators for binary v-structures. *Journal of Causal Inference*, 10:90–105, 2022.
- H. S. Wilf. *generatingfunctionology*. CRC press, 2005.

Appendix A. Variances when X is fixed

Here we repeat the calculations in the setting where node X is fixed by block randomisation, so that the number of entries with $X = 0$ is N^0 while the number with $X = 1$ is N^1 . We define

$$\xi = \frac{N^1}{N} \quad (27)$$

as the fixed fraction of cases where $X = 1$ as the analogue of p_X when X was random. The probability tables for Z and Y remain unchanged, but now when sampling N binary vectors, from the DAG in Figure 1 we sample directly from two different multinomials with probabilities

X	Z	Y	p	X	Z	Y	p
0	0	0	$\rho_0 = (1 - p_Z)(1 - p_{Y,0})$	1	0	0	$\rho_4 = (1 - p_Z)(1 - p_{Y,2})$
0	0	1	$\rho_1 = (1 - p_Z)p_{Y,0}$	1	0	1	$\rho_5 = (1 - p_Z)p_{Y,2}$
0	1	0	$\rho_2 = p_Z(1 - p_{Y,1})$	1	1	0	$\rho_6 = p_Z(1 - p_{Y,3})$
0	1	1	$\rho_3 = p_Z p_{Y,1}$	1	1	1	$\rho_7 = p_Z p_{Y,3}$

(28)

where we use ρ to distinguish from the previous probabilities p without fixed numbers in each category of X . If we again represent with N_i the number of sampled binary vectors indexed by $i = 4X + 2Z + Y$, then the estimator of F from the raw conditionals is simply

$$R = R_1 - R_0, \quad R_1 = \frac{N_5 + N_7}{N^1}, \quad R_0 = \frac{N_1 + N_3}{N^0} \quad (29)$$

Using the marginalisation we would have the following estimator

$$M = M_1 - M_0, \quad M_1 = M_{11} + M_{10}, \quad M_0 = M_{01} + M_{00} \quad (30)$$

with the terms separated for later ease

$$\begin{aligned} M_{11} &= \frac{N_7}{(N_6 + N_7)} \frac{(N_2 + N_3 + N_6 + N_7)}{N}, & M_{01} &= \frac{N_3}{(N_2 + N_3)} \frac{(N_2 + N_3 + N_6 + N_7)}{N} \\ M_{10} &= \frac{N_5}{(N_4 + N_5)} \frac{(N_0 + N_1 + N_4 + N_5)}{N}, & M_{00} &= \frac{N_1}{(N_0 + N_1)} \frac{(N_0 + N_1 + N_4 + N_5)}{N} \end{aligned} \quad (31)$$

A.1 Raw Conditionals

To compute $E[R]$ we average over a multinomial sample

$$E[R] = \sum \frac{N^0! N^1!}{N_0! \dots N_7!} \rho_0^{N_0} \dots \rho_7^{N_7} R \quad (32)$$

for which we use that fact that $(\rho_0 + \dots + \rho_3)^{N^0} (\rho_4 + \dots + \rho_7)^{N^1}$ generates the probability distribution when we perform a multinomial expansion. To obtain the terms needed for the expectation we define

$$S_{N^0, N^1} = [\rho_0 + \rho_2 + (\rho_1 + \rho_3)v_1]^{N^0} [\rho_4 + \rho_6 + (\rho_5 + \rho_7)v_2]^{N^1} \quad (33)$$

with the introduction of two auxilliary generating variables v_1, v_2 and whose expansion is

$$S_{N^0, N^1} = \sum \frac{N^0! N^1!}{N_0! \dots N_7!} \rho_0^{N_0} \dots \rho_7^{N_7} v_1^{N_1 + N_3} v_2^{N_5 + N_7} \quad (34)$$

With our generating functions, we can express expectations in terms of differential and integral operators (Wilf, 2005). For example the operator $v_2 \frac{\partial}{\partial v_2}$ acting on S_{N^0, N^1} will bring down a factor of $(N_5 + N_7)$ as can be seen when we apply it to the expanded form of S_{N^0, N^1} from Equation (34):

$$v_2 \frac{\partial}{\partial v_2} S_{N^0, N^1} = \sum \frac{N^0! N^1!}{N_0! \dots N_7!} \rho_0^{N_0} \dots \rho_7^{N_7} (N_5 + N_7) v_1^{N_1 + N_3} v_2^{N_5 + N_7} \quad (35)$$

Removing the generating variables after applying the operator leads to

$$v_2 \frac{\partial}{\partial v_2} S_{N^0, N^1} \Big|_{v_1=v_2=1} = \sum \frac{N^0! N^1!}{N_0! \dots N_7!} \rho_0^{N_0} \dots \rho_7^{N_7} (N_5 + N_7) = E[N_5 + N_7] \quad (36)$$

which is an expectation over the multinomial probability distribution of a binary v-structure with fixed X . To actually perform the differentiation we employ the compact form of S_N from Equation (33) to easily obtain the result of $N^1(\rho_5 + \rho_7)$, or

$$E[R_1] = \frac{v_2}{N^1} \frac{\partial}{\partial v_2} S_{N^0, N^1} \Big|_{v_1=v_2=1} = v_2(\rho_5 + \rho_7) S_{N^0, N^1-1} \Big|_{v_1=v_2=1} = (\rho_5 + \rho_7) \quad (37)$$

Performing the same steps for R_0 we obtain

$$E[R] = (\rho_5 + \rho_7) - (\rho_1 + \rho_3) \quad (38)$$

The Variance. To compute the variance

$$V[R] = V[R_1] - 2C[R_1, R_0] + V[R_0] \quad (39)$$

we first show that the covariance is 0 (as it should be from the sampling setup)

$$\begin{aligned} E[R_1 R_0] &= \frac{v_1}{N^0} \frac{\partial}{\partial v_1} \frac{v_2}{N^1} \frac{\partial}{\partial v_2} S_{N^0, N^1} \Big|_{v_1=v_2=1} = v_1(\rho_1 + \rho_3) v_2(\rho_5 + \rho_7) S_{N^0-1, N^1-1} \Big|_{v_1=v_2=1} \\ &= E[R_1] E[R_0] \end{aligned} \quad (40)$$

The last equality follows by comparing to the values of $E[R_1]$ and $E[R_0]$ computed above.

Next we have

$$\begin{aligned} E[R_1^2] &= \frac{v_2}{N^1} \frac{\partial}{\partial v_2} \frac{v_2}{N^1} \frac{\partial}{\partial v_2} S_{N^0, N^1} \Big|_{v_1=v_2=1} = \frac{v_2}{N^1} \frac{\partial}{\partial v_2} v_2(\rho_5 + \rho_7) S_{N^0, N^1-1} \Big|_{v_1=v_2=1} \\ &= \frac{v_2(\rho_5 + \rho_7)}{N^1} S_{N^0, N^1-1} + \frac{v_2^2(\rho_5 + \rho_7)^2(N^1 - 1)}{N^1} S_{N^0, N^1-2} \Big|_{v_1=v_2=1} \\ &= \frac{(\rho_5 + \rho_7)(1 - \rho_5 - \rho_7)}{N^1} + E[R_1]^2 \end{aligned} \quad (41)$$

which is just the standard variance of a binomial distribution. Repeating the calculations for $V[R_0]$ we obtain

$$V[R] = \frac{(\rho_5 + \rho_7)(1 - \rho_5 - \rho_7)}{N^1} + \frac{(\rho_1 + \rho_3)(1 - \rho_1 - \rho_3)}{N^0} \quad (42)$$

A.2 Marginalisation

To compute the expected value $E[M]$ we define

$$T_{N^0, N^1} = [\rho_0 s_1 t_1 + \rho_1 s_1 t_1 u_1 + \rho_2 s_2 t_2 + \rho_3 s_2 t_2 u_2]^{N^0} [\rho_4 s_1 t_3 + \rho_5 s_1 t_3 u_3 + \rho_6 s_2 t_4 + \rho_7 s_2 t_4 u_4]^{N^1} \quad (43)$$

where we include extra generating variables for all terms in our estimators for which we need the ten generating variables $s_1, s_2, t_1, t_2, t_3, t_4, u_1, u_2, u_3, u_4$. Then

$$\begin{aligned} E[M_{11}] &= \frac{1}{N} \left[\int dt_4 \frac{s_2 u_4}{t_4} \frac{\partial^2}{\partial s_2 \partial u_4} \right] T_{N^0, N^1} \bigg|_{\substack{s_1=s_2=1 \\ t_1=t_2=t_3=t_4=1 \\ u_1=u_2=u_3=u_4=1}} \\ &= \frac{s_2 u_4 \rho_7}{N} \left[\frac{t_2(\rho_2 + \rho_3 u_2)}{(\rho_6 + \rho_7 u_4)} N^0 T_{N^0-1, N^1} + t_4 N^1 T_{N^0, N^1-1} \right] \bigg|_{\substack{s_1=s_2=1 \\ t_1=t_2=t_3=t_4=1 \\ u_1=u_2=u_3=u_4=1}} \\ &= \frac{\rho_7}{(\rho_6 + \rho_7)} p_Z = \rho_7 \end{aligned} \quad (44)$$

and similarly for the other terms, leading to

$$E[M] = \rho_7 + \rho_5 - \rho_3 - \rho_1 \quad (45)$$

To compute the variance, we reapply the operators of Equation (44).

A Variance. For example, removing generating variables that do not play a role:

$$\begin{aligned} E[M_{11}^2] \cdot N^2 &= \int dt_4 \frac{s_2 u_4}{t_4} \frac{\partial^2}{\partial s_2 \partial u_4} \frac{s_2 u_4 \rho_7 p_Z}{(\rho_6 + \rho_7 u_4)} N^0 T_{N^0-1, N^1} \bigg|_{\dots=1} \\ &\quad + \int dt_4 \frac{\partial^2}{\partial s_2 \partial u_4} s_2 u_4 \rho_7 N^1 T_{N^0, N^1-1} \bigg|_{\dots=1} \end{aligned} \quad (46)$$

For the second line we integrate first to get

$$\rho_7 N + \rho_7^2 N^1 (N-1) - \frac{\rho_7^2}{p_Z} N^0 \quad (47)$$

while for the rest of $E[M_{11}^2]$ we first differentiate wrt s_2

$$\begin{aligned} s_2 \frac{\partial}{\partial s_2} \left[\frac{s_2 u_4 \rho_7 p_Z}{(\rho_6 + \rho_7 u_4)} \right] T_{N^0-1, N^1} \bigg|_{\dots=1} &= \frac{u_4 \rho_7 p_Z}{(\rho_6 + \rho_7 u_4)} [T_{N^0-1, N^1} + (N^0 - 1) p_Z T_{N^0-2, N^1}] \\ &\quad + t_4 N^1 u_4 \rho_7 p_Z T_{N^0-1, N^1-1} \end{aligned} \quad (48)$$

For the part with the factor of t_4 , we again integrate first wrt t_4 and then differentiate to obtain

$$\rho_7 N^0 \left(1 - \frac{\rho_7}{p_Z} + \rho_7 N^1 \right) \quad (49)$$

on the rest we apply the operator for u_4

$$u_4 \frac{\partial}{\partial u_4} \dots \bigg|_{u_4=1} = N^0 \frac{\rho_6 \rho_7}{p_Z} T_{N^0-1, N^1} + N^0 (N^0 - 1) \rho_6 \rho_7 T_{N^0-2, N^1} \\ + y N^0 N^1 \rho_7^2 T_{N^0-1, N^1-1} + y N^0 N^1 (N^0 - 1) \rho_7^2 p_Z T_{N^0-2, N^1-1} \quad (50)$$

The linear terms in t_4 give the following

$$\rho_7^2 N^0 (N^0 - 1) + \frac{\rho_7^2}{p_Z} N^0 \quad (51)$$

while the integrals lead to

$$N^0 N^1 \rho_6 \rho_7 (1 + (N^0 - 1) p_Z) (1 - p_Z)^{N^1-1} F \left([1, 1, 1 - N^1], [2, 2], -\frac{p_Z}{1 - p_Z} \right) \quad (52)$$

Combining all the terms, subtracting the mean part squared and simplifying slightly we obtain

$$V[M_{11}] \cdot N^2 = N \rho_7 (1 - \rho_7) + \frac{\rho_6 \rho_7}{p_Z} N^0 \\ + N^0 N^1 \rho_6 \rho_7 (1 + (N^0 - 1) p_Z) (1 - p_Z)^{N^1-1} F \left([1, 1, 1 - N^1], [2, 2], -\frac{p_Z}{1 - p_Z} \right) \quad (53)$$

Covariances. For the covariances where separate generating variables are used

$$E[M_{11} M_{10}] = \frac{s_2 u_4 \rho_7}{N^2} \int dt_3 \frac{s_1 u_3}{t_3} \frac{\partial^2}{\partial s_1 \partial u_3} \left[\frac{t_2 (\rho_2 + \rho_3 u_2)}{(\rho_6 + \rho_7 u_4)} N^0 T_{N^0-1, N^1} + t_4 N^1 T_{N^0, N^1-1} \right] \bigg|_{\dots=1} \quad (54)$$

the operators act on the T repeating the calculations for the mean with reduced N giving

$$C[M_{11}, M_{10}] = -\frac{1}{N} E[M_{11}] E[M_{10}], \quad C[M_{01}, M_{10}] = -\frac{1}{N} E[M_{01}] E[M_{10}] \\ C[M_{11}, M_{00}] = -\frac{1}{N} E[M_{11}] E[M_{00}], \quad C[M_{01}, M_{00}] = -\frac{1}{N} E[M_{01}] E[M_{00}] \quad (55)$$

The more complicated cases are where the generating variables reoccur

$$E[M_{11} M_{01}] = \frac{u_4 \rho_7}{N^2} \int dt_2 \frac{s_2 u_2}{t_2} \frac{\partial^2}{\partial s_2 \partial u_2} s_2 \left[\frac{t_2 (\rho_2 + \rho_3 u_2)}{(\rho_6 + \rho_7 u_4)} N^0 T_{N^0-1, N^1} + t_4 N^1 T_{N^0, N^1-1} \right] \bigg|_{\dots=1} \quad (56)$$

For the term linear in t_2 we first integrate then differentiate wrt u_2 while for the other term we first differentiate then integrate to give

$$E[M_{11} M_{01}] = E[M_{11}] E[M_{01}] + \frac{\rho_3 \rho_7}{N p_Z} (1 - p_Z) \quad (57)$$

and

$$\begin{aligned} C[M_{11}, M_{01}] &= \frac{\rho_3 \rho_7 (1 - p_Z)}{N p_Z} \\ C[M_{01}, M_{00}] &= \frac{\rho_1 \rho_5 p_Z}{N(1 - p_Z)} \end{aligned} \quad (58)$$

The Variance. The complete variance is

$$\begin{aligned} V[M] \cdot N^2 &= N^0 N^1 \rho_6 \rho_7 (1 + (N^0 - 1)p_Z)(1 - p_Z)^{N^1 - 1} F\left([1, 1, 1 - N^1], [2, 2], -\frac{p_Z}{1 - p_Z}\right) \\ &+ N^0 N^1 \rho_4 \rho_5 (1 + (N^0 - 1)(1 - p_Z))(p_Z)^{N^1 - 1} F\left([1, 1, 1 - N^1], [2, 2], -\frac{1 - p_Z}{p_Z}\right) \\ &+ N^0 N^1 \rho_2 \rho_3 (1 + (N^1 - 1)p_Z)(1 - p_Z)^{N^0 - 1} F\left([1, 1, 1 - N^0], [2, 2], -\frac{p_Z}{1 - p_Z}\right) \\ &+ N^0 N^1 \rho_0 \rho_1 (1 + (N^1 - 1)(1 - p_Z))(p_Z)^{N^0 - 1} F\left([1, 1, 1 - N^0], [2, 2], -\frac{p_Z}{1 - p_Z}\right) \\ &+ N \rho_7 (1 - \rho_7) + N \rho_5 (1 - \rho_5) + N \rho_3 (1 - \rho_3) + N \rho_1 (1 - \rho_1) \\ &+ \frac{\rho_6 \rho_7}{p_Z} N^0 + \frac{\rho_4 \rho_5}{1 - p_Z} N^0 + \frac{\rho_2 \rho_3}{p_Z} N^1 + \frac{\rho_0 \rho_1}{1 - p_Z} N^1 \\ &+ 2N(\rho_7 - \rho_3)(\rho_1 - \rho_5) - 2N \frac{\rho_3 \rho_7 (1 - p_Z)}{p_Z} - 2N \frac{\rho_1 \rho_5 p_Z}{(1 - p_Z)} \end{aligned} \quad (59)$$

A.3 The covariance of R and M

For this covariance we also need the two generating variables we had for R and the generating function becomes

$$\begin{aligned} U_{N^0, N^1} &= [\rho_0 s_1 t_1 + \rho_2 s_2 t_2 + (\rho_1 s_1 t_1 u_1 + \rho_3 s_2 t_2 u_2) v_1]^{N^0} \\ &[\rho_4 s_1 t_3 + \rho_6 s_2 t_4 + (\rho_5 s_1 t_3 u_3 + \rho_7 s_2 t_4 u_4) v_2]^{N^1} \end{aligned} \quad (60)$$

The calculations proceed as before, for example

$$E[M_{11} R_1] = \frac{v_2}{N^1} \frac{\partial}{\partial v_2} \frac{s_2 u_4 \rho_7 v_2}{N} \left[\frac{t_2 (\rho_2 + \rho_3 u_2 v_2)}{(\rho_6 + \rho_7 u_4 v_2)} N^0 U_{N^0 - 1, N^1} + t_4 N^1 U_{N^0, N^1 - 1} \right] \bigg|_{\substack{s_1 = s_2 = 1 \\ t_1 = t_2 = t_3 = t_4 = 1 \\ u_1 = u_2 = u_3 = u_4 = 1 \\ v_1 = v_2 = 1}} \quad (61)$$

where we first applied the operators for M as above. With the final differentiation we obtain

$$E[M_{11} R_1] = E[M_{11}] E[R_1] \left(1 - \frac{1}{N} \right) + \frac{\rho_6 \rho_7}{p_Z N^1} + \frac{\rho_7^2}{p_Z N} \quad (62)$$

Differentiating instead with respect to v_1 we end up with

$$E[M_{11} R_0] = E[M_{11}] E[R_0] \left(1 - \frac{1}{N} \right) + \frac{\rho_3 \rho_7}{p_Z N} \quad (63)$$

Similarly

$$\begin{aligned}
 C[M_{00}, R_1] &= -\frac{1}{N}E[M_{00}]E[R_1] + \frac{\rho_1\rho_5}{(1-p_Z)N} \\
 C[M_{00}, R_0] &= -\frac{1}{N}E[M_{00}]E[R_0] + \frac{\rho_0\rho_1}{(1-p_Z)N^0} + \frac{\rho_1^2}{(1-p_Z)N} \\
 C[M_{01}, R_1] &= -\frac{1}{N}E[M_{01}]E[R_1] + \frac{\rho_3\rho_7}{p_Z N} \\
 C[M_{01}, R_0] &= -\frac{1}{N}E[M_{01}]E[R_0] + \frac{\rho_2\rho_3}{p_Z N^0} + \frac{\rho_3^2}{p_Z N} \\
 C[M_{10}, R_1] &= -\frac{1}{N}E[M_{10}]E[R_1] + \frac{\rho_4\rho_5}{(1-p_Z)N^1} + \frac{\rho_5^2}{(1-p_Z)N} \\
 C[M_{10}, R_0] &= -\frac{1}{N}E[M_{10}]E[R_0] + \frac{\rho_1\rho_5}{(1-p_Z)N}
 \end{aligned} \tag{64}$$

so the covariance therefore reduces to

$$\begin{aligned}
 C[M, R] &= -\frac{(\rho_7 + \rho_5 - \rho_3 - \rho_1)^2}{N} + \frac{(\rho_7 - \rho_3)^2}{p_Z N} + \frac{(\rho_5 - \rho_1)^2}{(1-p_Z)N} \\
 &\quad + \frac{\rho_6\rho_7}{p_Z N^1} + \frac{\rho_4\rho_5}{(1-p_Z)N^1} + \frac{\rho_2\rho_3}{p_Z N^0} + \frac{\rho_0\rho_1}{(1-p_Z)N^0}
 \end{aligned} \tag{65}$$

A.4 Numerical checks

Code to evaluate the variance of the two estimators and their covariance through simulation, as well as to evaluate the analytical results for fixed X is also hosted at <https://github.com/jackkuipers/Vcausal>.

As an example, for $N = 99$ with $N^0 = 66$ and $N^1 = 33$ (corresponding to $\xi = \frac{1}{3}$) and setting $p_Z = \frac{2}{3}$, $p_{Y,0} = \frac{1}{6}$, $p_{Y,1} = \frac{1}{2}$, $p_{Y,2} = \frac{1}{3}$, $p_{Y,3} = \frac{5}{6}$ we obtained Monte Carlo estimates of the standard deviation of R and M as 0.101662 and 0.092129 respectively from 40 million repetitions, and the square root of their covariance as 0.091318. This agrees with the respective analytical results of 0.101660 and 0.092132 for the standard deviations and 0.091321 for the square root of the covariance.

Since the covariance is lower than either variance, this means that the best combination would have $\alpha^* = 0.069409$, for which we would have a minimum variance of 0.092076. This aligns with the result from the simulation of 0.092073.

A.5 Relative difference plots

With the same parametrisation of p_Y as before, we plot the relative difference in variance of the two estimators $\Delta = \frac{V[M]-V[R]}{V[R]}$ with ξ free and setting $p_Z = \frac{2}{3}$ and $D = 0$, along with $q_0 = \frac{1}{3}$, $q_1 = \frac{2}{3}$ as before. We plot Δ for $N = 100$ and $N = 400$ in Figure 3.

For $N = 100$ we also plot the case with an interaction $D \neq 0$ in Figure 4. These plots are highly similar to the case when X is random from Kuipers and Moffa (2022).

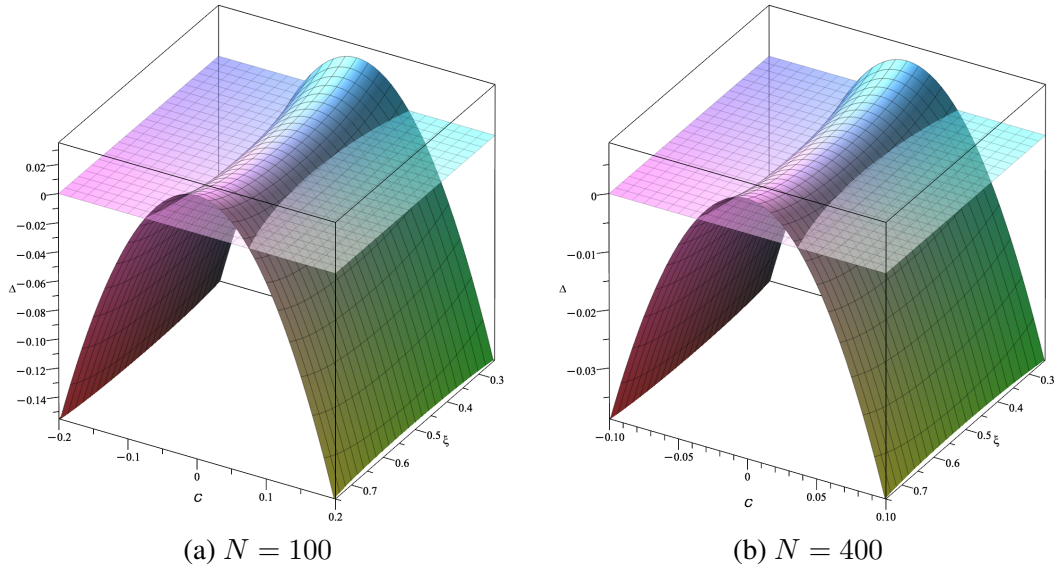


Figure 3: Relative difference in variance of the two estimators. (a) $N = 100$, (b) $N = 400$.

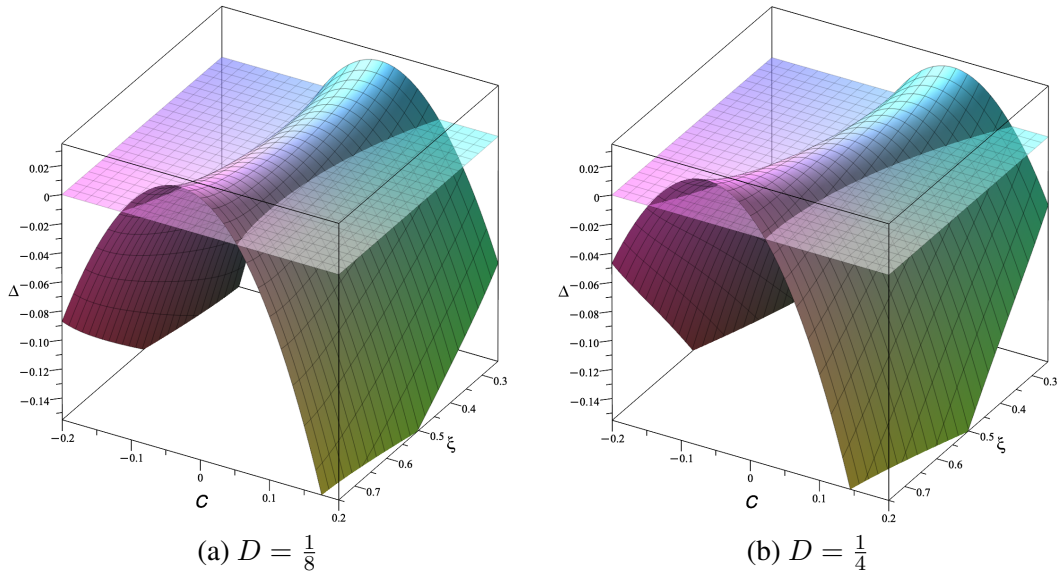


Figure 4: Relative difference in variance of the two estimators for $N = 100$ with interactions. (a) $D = \frac{1}{8}$, (b) $D = \frac{1}{4}$.

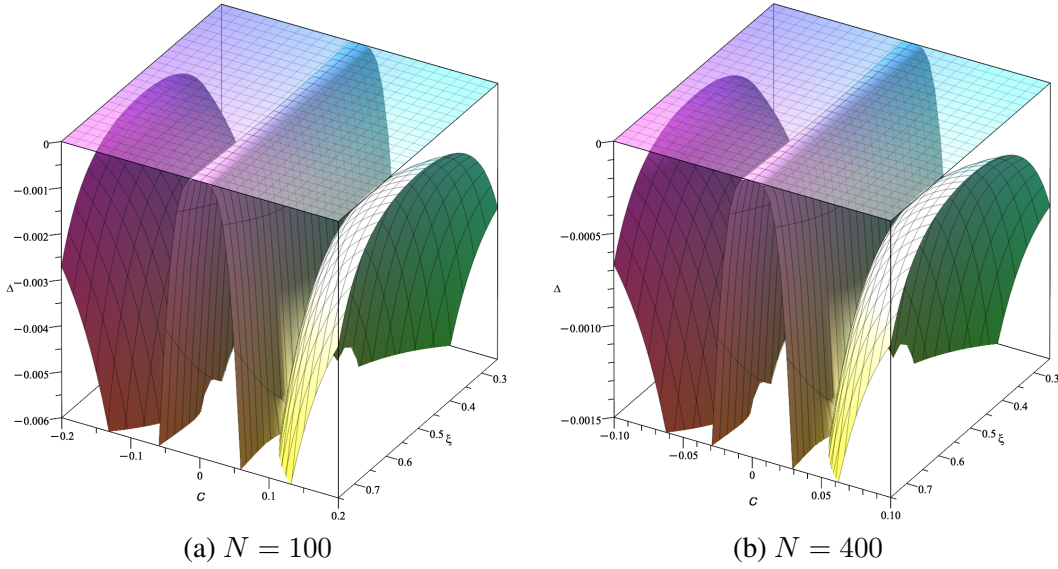


Figure 5: Relative difference in variance of the combined estimator to the better of the other two when X is fixed. This is the analogue of Figure 2 in the main text.

A.6 Asymptotics

When we consider the asymptotic behaviour in the scaling limit $C \sim N^{-\frac{1}{2}}$ and $D \sim N^{-\frac{1}{2}}$ we obtain that

$$(V[M] - V[R]) \cdot N = \frac{q_1(1 - q_1)(1 - \xi)}{\xi^2} + \frac{q_0(1 - q_0)\xi}{N(1 - \xi)^2} - \frac{p_Z(1 - p_Z)}{\xi(1 - \xi)} [2C + (2p_X - 1)D]^2 + O(N^{-\frac{3}{2}}) \quad (66)$$

$$(C[R, M] - V[R]) \cdot N = -\frac{p_Z(1 - p_Z)}{\xi(1 - \xi)} [2C + (2p_X - 1)D]^2 + O(N^{-\frac{3}{2}}) \quad (67)$$

$$(C[R, M] - V[M]) \cdot N = -\frac{q_1(1 - q_1)(1 - \xi)}{\xi^2} - \frac{q_0(1 - q_0)\xi}{N(1 - \xi)^2} + O(N^{-\frac{3}{2}}) \quad (68)$$

which are the same as the results for random X just with a change of p_X for ξ .

As for that case covered in the main text, also when X is fixed we can see that the covariance is generally lower than either variance. Again there is therefore generally a linear combination with better precision than both the R and M estimators.

A.7 Combined estimator plot

Finally, we can repeat the plot of Figure 2 for the case now when X is fixed. With ξ taking the role of p_X and all other parameter values the same, the result in Figure 5 is very similar. This is in line with the asymptotic results above also being essentially the same for both cases.