

Plasmon-plasmon interaction in nanoparticle assemblies: role of the dipole-quadrupole coupling

Olivier Masset,^{*} Roland Bastardis,[†] and Francois Vernay[‡]
*Laboratoire PROMES CNRS (UPR-8521) & Université de Perpignan Via Domitia,
Rambla de la thermodynamique, Tecnosud, F-66100 Perpignan, FRANCE*

(Dated: March 19, 2025)

The synthesis of metallic nanoparticle assemblies is nowadays well-controlled, such that these systems offer the possibility of controlling light at a sub-wavelength scale, thanks, for instance, to surface plasmons. Determining the energy dispersion of plasmons likely to couple to light within these nanostructures is, therefore, a necessary preliminary task on the way to understanding both their photonic properties and their physical nature, namely the role of the quadrupole contribution. Starting with a general model that takes account of all energy modes, we show that its low-lying energy dispersion, gained numerically, can be compared to that of a minimal model that treats dipoles and quadrupoles on the same footing. The main advantage of the latter relies on the fact that its formulation is tractable, such that a semi-analytical Bogoliubov transformation allows one to access the experimentally relevant energy bands. Based on this semi-analytical derivation, we determine quantitatively the limit of validity of the dipole-only model, the presently proposed dipole and quadrupole model, compared to a full-plasmon-mode Hamiltonian. The results show that the dispersion relation, which includes dipoles and quadrupoles, is sufficient to capture the low-energy physics at play in most experimental situations. Besides, we show that at small lattice spacing, the contribution of quadrupoles is dominant around the Brillouin zone center.

I. INTRODUCTION

Plasmonic materials have proven to show a wide range of properties, with continuous research ranging from the fields of photonics [1], condensed matter [2], and spectroscopy. As a few striking examples, quantum entanglement was shown to survive a photon-plasmon-photon conversion [3], which justified a quantum description of the plasmons. A regime of very strong coupling with light was observed in plasmonic crystals, with the breakdown of the Purcell effect [4]. The possibility of investigating single-molecule vibrational states via plasmonic cavities was demonstrated [5, 6]. Among plasmonic materials, ordered plasmonic nanostructures are especially interesting as the control of their geometry enables the control of their optical properties [7, 8], and could lead to tailored properties of materials [9]. In the theoretical description of these superlattices, different models have been proposed. Some models use a classical description of the plasmons via point dipole [10–12] or point multipole models [13], and some use a quantum description of the plasmons via dipolar second quantization bosonic operators [14–17] or multi-polar bosonic operators [18–20]. Regardless of the model chosen, it is always desirable to have a minimal model for the description of the physics at hand. That is why limiting the description to a coupled dipole model is often the chosen option. However, it is well established that this model stands for particles distant enough from one another. Indeed, a dipole-only model fails to describe the physics when the center-to-

center distances (d) gets smaller than three times the radius ($d/R < 3$) of the nanoparticles [21]. This is due to plasmon-plasmon induced hybridization [22], and it is observed even for small particles described in the quasistatic limit. This fact is particularly acute in recent interesting experimental realizations of colloidal crystals and other nanoparticle assemblies [4, 6], for which the nanoparticle center-to-center distance is well below the dipole model limit. Besides, considering coupling to fast electrons and their near fields requires higher order plasmons even for small particles, down to 4nm [23]. All these facts combine to suggest that a simple analytical expression of the low-energy plasmonic bands is necessary to help interpret future experimental data.

In the present paper, we intend to take stock of this knowledge by building a minimal semi-analytic description, in line with earlier investigations, that necessarily goes, as seen above, beyond a simple dipole model. We thus investigate the importance of higher order plasmonic modes in dense assemblies. For the sake of clarity and simplicity, we choose a 1D chain of spherical nanoparticles as a model system, and we propose a minimal Hamiltonian leading to analytic expressions for the lowest energy plasmonic modes. Specifically, we discuss our derivation in light of previous similar approaches and show that taking account of the quadrupoles is sufficient, as it accurately describes the physics relevant to experiments.

The paper is organized as follows: In the first section, we present the model as a truncation of the multipole model described in Refs.[21, 24], and show that it is comparable to Barros *et al.* approximation [19]. By inspecting the physical nature of the terms in the expression of the dispersion, we briefly argue why it is not possible to simplify this model further. Then, we present the plas-

^{*} olivier.masset@univ-perp.fr

[†] roland.bastardis@univ-perp.fr

[‡] francois.vernay@univ-perp.fr

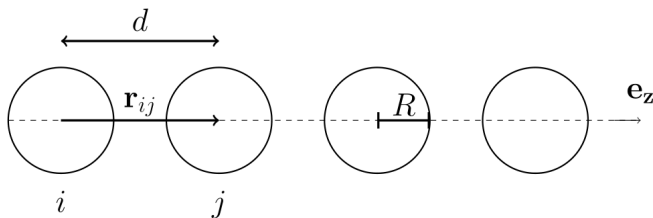


FIG. 1. Schematic representation of a 1D chain of spherical particles of radius R with center-to-center distance d . The chain runs along the z axis.

monic band structure obtained through this method and comment on the limit of validity. The paper closes with our conclusion and perspectives.

II. MODEL

The optical properties of nanoparticle assemblies are formally described by the following generic Hamiltonian

$$\mathcal{H} = H_{pl} + H_{\gamma} + H_{pl-\gamma} \quad (1)$$

$$H_{pl} = \sum_{\mathbf{k}} \sum_{\ell, m} \hbar\omega_{\ell} b_{\mathbf{k}\ell m}^{\dagger} b_{\mathbf{k}\ell m} + \sum_{\mathbf{k}} \frac{\hbar\omega_p^2}{4} \sum_{\ell, m} \sum_{\ell', m'} \frac{Q_{\mathbf{k}\ell m \ell' m'}}{\sqrt{\omega_{\ell}\omega_{\ell'}}} \left[b_{-\mathbf{k}\ell m} \left(b_{\mathbf{k}\ell' m'} + b_{-\mathbf{k}\ell' m'}^{\dagger} \right) + b_{\mathbf{k}\ell m}^{\dagger} \left(b_{\mathbf{k}\ell' m'} + b_{-\mathbf{k}\ell' m'}^{\dagger} \right) \right], \quad (2)$$

with the overlap for a 1D-chain given below, its general expression for other geometries can be found in Ref. [21]

$$Q_{\mathbf{k}\ell m \ell' m'} = \left(\frac{R}{d}\right)^{\ell+\ell'+1} (-1)^{\ell'+m} \sqrt{\frac{\ell\ell'}{(2\ell+1)(2\ell'+1)}} \frac{(\ell+\ell')!}{\sqrt{(\ell+m)!(\ell'+m)!(\ell-m)!(\ell'-m)!}} \times \left[\text{Li}_{\ell+\ell'+1}(e^{ikd}) + (-1)^{\ell+\ell'} \text{Li}_{\ell+\ell'+1}(e^{-ikd}) \right] \delta_{mm'} \quad (3)$$

and the Polylog function

$$\text{Li}_n(z) = \sum_{k=0}^{\infty} \frac{z^k}{k^n} \quad (4)$$

The main advantage of this formulation relies on the fact that, in its general expression, the Eq. (2) allows one to describe any plasmonic nanoparticle assembly within the quasistatic limit, provided that the corresponding overlap term $Q_{\mathbf{k},\ell m \ell' m'}$ is correctly evaluated. To avoid unnecessary cumbersome expressions that would obscure the discussion, the present work limits its quantitative investigation to 1D systems.

The Hamiltonian is block diagonal in m since, for symmetry reasons, modes with different azimuthal indexes do not interact, as expressed in Eq. (3). In principle, as

shown by Park and Stroud [21] a sharp description of the whole physics at play involves a large number of modes. However, if one focuses on the low-energy part of the spectrum, truncating at $\ell_{max} = 2$ is sufficient, as shall be checked in Section III A. In addition, from an experimental point of view this approximation appears reasonable: For instance, the plasmonic modes that will easily couple to light are $\ell = 1$ -dipolar modes and, as we shall see, those are strongly influenced by $\ell = 2$ -quadrupolar

where H_{pl} stands for the plasmonic degrees of freedom, whereas H_{γ} and $H_{pl-\gamma}$ respectively describe the photonic bath and its coupling to the plasmons. For the sake of clarity, this paper focuses solely on determining the minimal H_{pl} relevant to experiments. Indeed, the derivation of reliable physical observables first implies correctly describing the plasmonic Hamiltonian.

In the present work, we consider an assembly of metallic spherical nanoparticles embedded in a dielectric matrix as depicted, for instance, in Fig.1, for a 1D case. In this system, each nanoparticle hosts a discrete spectrum of localized surface plasmons $|\phi_{\ell, m}\rangle$ with corresponding energies $\hbar\omega_{\ell}$, where ℓ stands for the order of the mode and m its azimuthal index. In second quantization, one can thus write a Hamiltonian $\sum_{\ell, m} \hbar\omega_{\ell} b_{\ell m}^{\dagger} b_{\ell m}$, where $b_{\ell m}^{\dagger}$ (respectively $b_{\ell m}$) creates (annihilates) a localized surface plasmon. For spherical particles, in the quasistatic limit, one has $\omega_{\ell} = \sqrt{\frac{\ell}{2\ell+1}} \omega_p$, where ω_p stands for the plasma frequency of the metal.

Within an assembly, the plasmon modes interact with one another, implying a hybridization, thereby forming bands. The plasmon-plasmon interaction terms can be evaluated either from overlap integrals $Q_{\ell m \ell' m'}$ [21, 24, 25] or from the Coulomb interaction in hydrodynamics models [22]. Taking this interaction into account, thanks to the overlap formulation, the plasmonic Hamiltonian reads

modes. Limiting oneself to $\ell_{max} = 1$ in Eq. (2) leads to

$$H_{dip} = \sum_{\mathbf{k}} \sum_m \left\{ \hbar\omega_1 b_{\mathbf{k}1m}^\dagger b_{\mathbf{k}1m} + \frac{\hbar\omega_p^2}{2\omega_1} Q_{\mathbf{k}11m} \left[b_{-\mathbf{k}1m} (b_{\mathbf{k}1m} + b_{-\mathbf{k}1m}^\dagger) + \text{h.c.} \right] \right\} \quad (5)$$

One can notice that this latter Hamiltonian is investigated by Allard and Weick in Ref.[14] and is restricted to dipolar modes. In the same spirit, but keeping in addition quadrupolar modes, we shall truncate the Hamiltonian in Eq. (2) at order $\ell_{max} = 2$. This approximation corresponds to that of Ref.[19]. Yet, the derivation of the Hamiltonian by Barros *et al.*, based on the development of canonically conjugate momenta for quadrupolar excitations, differs slightly from the present one and the expression is a bit more involved. Nevertheless, in the quasistatic limit, the two models come together and provide access to the same physics. Besides, if necessary, the present formulation allows one to investigate the role of higher-order multipoles, which is in contrast to Ref. [19], which is limited to quadrupoles.

The diagonalization of dipole+quadrupole Hamiltonian resulting from the $\ell_{max} = 2$ -truncation of Eq. (2) is then gained by performing a Bogoliubov transformation. This unitary transformation is obtained once one has introduced the operators $\mu_{\mathbf{k}\ell}^\dagger$ and $\mu_{\mathbf{k}\ell}$ as linear combination of the original annihilation and creation operators b and b^\dagger . Such that

$$\mu_{\mathbf{k}\ell} = u_{\mathbf{k}\ell} b_{\mathbf{k}\ell} + v_{\mathbf{k}\ell} b_{-\mathbf{k}\ell}^\dagger + \sum_{\ell' \neq \ell} \left(w_{\mathbf{k}\ell'} b_{\mathbf{k}\ell'} + x_{\mathbf{k}\ell'} b_{-\mathbf{k}\ell'}^\dagger \right) \quad (6)$$

with $\ell, \ell' = 1, 2$, enables to rewrite the Hamiltonian as

$$H_{pl} = \sum_{\mathbf{k} \in \mathcal{D}} \sum_{\ell} \hbar\omega_{\mathbf{k}\ell} \mu_{\mathbf{k}\ell}^\dagger \mu_{\mathbf{k}\ell}. \quad (7)$$

The sum in the reciprocal space runs over the half-space \mathcal{D} . Indeed, one has to pay attention to the fact that in the definition of Eq. (6) the original bosonic operators carry either a positive or a negative k . The expressions for the commutator $[\mu_{\mathbf{k}\ell}, H_{pl}]$ leads to solving $\det(M - \omega_{\mathbf{k}} \mathbb{1}) = 0$ with

$$M = \begin{pmatrix} \omega_1 + f_{\mathbf{k}11m} & -f_{\mathbf{k}11m} & f_{\mathbf{k}12m}^* & f_{\mathbf{k}12m} \\ -f_{\mathbf{k}11m} & \omega_1 + f_{\mathbf{k}11m} & f_{\mathbf{k}12m} & f_{\mathbf{k}12m}^* \\ f_{\mathbf{k}12m} & f_{\mathbf{k}12m}^* & \omega_2 + f_{\mathbf{k}22m} & -f_{\mathbf{k}22m} \\ f_{\mathbf{k}12m}^* & f_{\mathbf{k}12m} & -f_{\mathbf{k}22m} & \omega_2 + f_{\mathbf{k}22m} \end{pmatrix} \quad (8)$$

where $f_{\mathbf{k}\ell\ell'm}$ is introduced

$$f_{\mathbf{k}\ell\ell'm} = \frac{\omega_p^2}{4} \frac{Q_{\mathbf{k}\ell\ell'm} + Q_{-\mathbf{k}\ell'\ell m}}{\sqrt{\omega_\ell \omega_{\ell'}}} \quad (9)$$

The low-lying energy dispersion across the Brillouin zone $\hbar\omega_{\mathbf{k}}$ is given by

$$\omega_{\mathbf{k}}^2 = \frac{1}{2} (\omega_1^2 + \omega_p^2 Q_{\mathbf{k}11m} + \omega_2^2 + \omega_p^2 Q_{\mathbf{k}22m}) - \frac{1}{2} \sqrt{(\omega_1^2 + \omega_p^2 Q_{\mathbf{k}11m} - \omega_2^2 - \omega_p^2 Q_{\mathbf{k}22m})^2 + 4\omega_p^4 |Q_{\mathbf{k}12m}|^2} \quad (10)$$

The inspection of Eqs. (3) and (10) shows that the energy contains: dipole-dipole interaction terms $Q_{11} \propto (R/d)^3$, dipole-quadrupole interaction terms $Q_{12} \propto (R/d)^4$, and quadrupole-quadrupole interaction terms $Q_{22} \propto (R/d)^5$, each of which having a non-trivial dependence in k .

Two interacting subspaces enter Eq. (10): that of dipoles and that of quadrupoles. This observation leads to the rewriting of the dispersion as $\omega_{\mathbf{k}}^2 = \frac{1}{2}(\omega_{1k}^2 + \omega_{2k}^2) - \frac{1}{2} \sqrt{(\omega_{1k}^2 - \omega_{2k}^2)^2 + 4f_{12k}^2}$. Besides, the analysis of the amplitudes of the respective elements ω_{1k} , ω_{2k} and f_{12k} over the Brillouin zone shows that $f_{12k}^2 \ll \omega_{1k}^2, \omega_{2k}^2$ as can be seen in Fig. 2. Therefore, it is tempting to perform a perturbative expansion of Eq. (10) with respect to the parameter η

$$\eta(k) = \frac{|Q_{\mathbf{k}12m}|}{|\omega_1^2 + \omega_p^2 Q_{\mathbf{k}11m} - \omega_2^2 - \omega_p^2 Q_{\mathbf{k}22m}|} \quad (11)$$

This would correspond to a downfolding of the two subspaces previously mentioned to an effective one corresponding to dipoles dressed by quadrupolar excitations. However, one has to notice in Fig. 2 that for dense chains with $d/R < 3$, the dipolar band ω_{1k} and the quadrupolar band ω_{2k} cross as one goes from $k = 0$ to π/d . Consequently η diverges at this crossing and the nature of the low-energy mode changes. All these facts together suggest that the minimal model required to describe the low-energy excitations in an assembly of plasmonic nanoparticles is given by the Hamiltonian of Eq. (2) with $\ell_{max} = 2$. To support these words, we use the dispersion relation (10) for different chain densities and different plasmon polarizations (*i.e.*, different m) and compare it to other models. In the following section we consider chain densities relevant to experiments and outside of the dipole model validity domain.

III. RESULTS AND DISCUSSION

A. Superlattice spacing d

Experimentally, dense metallic nanoparticle assemblies can be synthesized as colloidal crystals formed with small ligands [4], with inter-particle distances down to 1 ~ 4 nm. There has been remarkable success in controlling the lattice parameter for tunable crystals with DNA strands [26] or polymer shells [27]. These experimental realizations generally give rise to situations for which

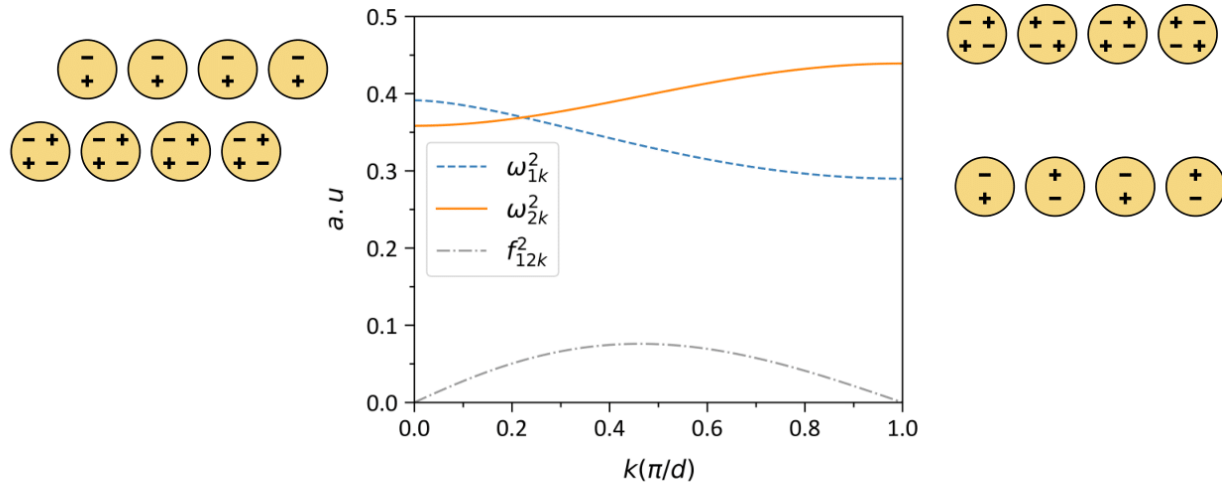


FIG. 2. Terms appearing in the dispersion relation of the model with schematic descriptions of the surface charge densities associated to the $k = 0$ and $k = \pi/d$ modes. The dotted blue line corresponds to interacting dipoles, while the orange solid line corresponds to a chain of interacting quadrupoles. As pointed out in the text, the bands cross for dense enough chains, here the values correspond to $d/R = 2.4$ and $m = 1$.

$2.4 \lesssim d/R \lesssim 3$. Denser assemblies with 1 nm particle separations or less are also of experimental relevance. However, in that case, tunneling effects occur [28], and one has to resort to a full quantum description, which is beyond the scope of the present work. Having that in mind, the quantitative analysis described below involves three distances: $d/R = 3$, $d/R = 2.6$ and $d/R = 2.4$.

The plasmon-plasmon interaction part of the Hamiltonian in Eq. (2) contains a prefactor, explicitly written in Eq. (3), with an algebraic decay $d^{-(\ell+\ell'+1)}$. This describes how the superlattice spacing influences the relative importance of the plasmonic multipoles, with higher-order modes gaining more importance as the particles get closer together. Nevertheless, the experimentally relevant modes are those likely to couple to light, namely and principally dipolar ones. Therefore, it becomes essential to understand qualitatively and quantitatively the role of these higher-order modes on the lower energy plasmonic band, which contains dipolar modes.

The dispersion of the different modes across the Brillouin zone is shown in Figure 3 for each case: $d/R = 3$, $d/R = 2.6$, and $d/R = 2.4$. The converged $\ell_{max} = 20$ -model is plotted as gray and solid black lines, whilst the red dashed lines correspond to the dipole-model, and the blue crosses to the dipole+quadrupole model. The two low-lying highlighted bands are directly linked to dipolar modes. This is obvious if one looks at the $d/R = 3$ case,

where the three models produce nearly the same dispersion, and the deviation from a pure dipole model gets more pregnant as the inter-particle distance gets smaller. To understand the underlying mechanism, it is necessary to determine the nature of each band.

The two highlighted bands in Fig. 3 correspond to the $m = 0$ and $m = \pm 1$ indexes, the latter being two times degenerate owing to the symmetry of the chain. In the dipole model, the $m = 0$ mode corresponds to dipoles aligned along the chain, while the $m = \pm 1$ relates to transverse modes with dipoles orthogonal to the chain axis. At the Brillouin zone center, the $m = 0$ -mode with all dipoles pointing in the same direction is the fundamental excitation, as it minimizes the dipolar tensor and can be viewed as a bonding mode. In contrast, at the edge $k = \pi/d$, a Néel-like order for the $m = 1$ -mode is lower in energy. This π/d mode is referred to as an anti-bonding mode in the hybridization picture proposed by Nordlander *et al.* [22]. Therefore, a band-crossing occurs as one goes from $k = 0$ to π/d , and this general observation does not depend on the superlattice spacing. However, the dipole model remains quantitatively valid only for $d/R \gtrsim 3$ but at smaller inter-particle spacings and finite k ; this simple approach fails to provide an accurate description. The blue dashed line in Fig. 4 highlights this fact: it represents the relative difference $\Delta(k) = |(\omega(k) - \omega_{\ell=20}(k)) / \omega_{\ell=20}(k)|$ with respect to the converged $\ell_{max} = 20$ -model. In addition, this is further

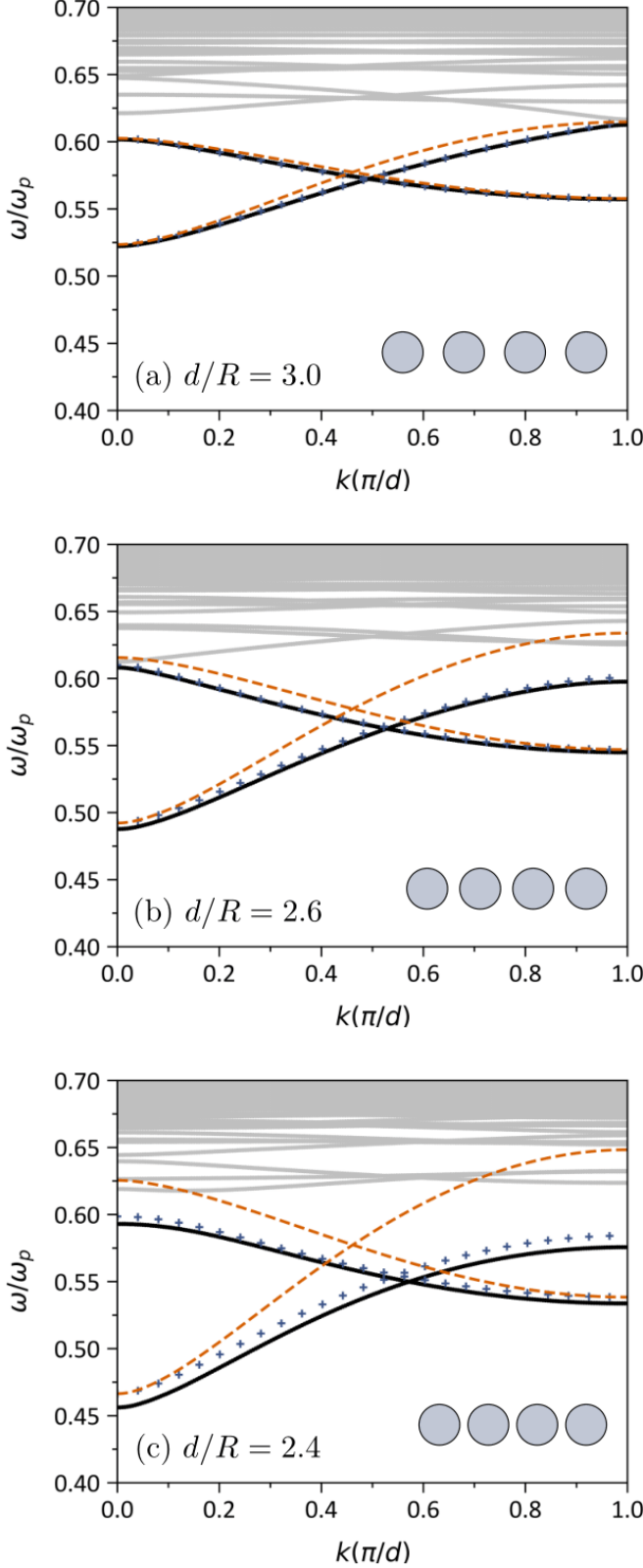


FIG. 3. (a) Plasmonic band diagram of a chain of spherical metallic nanoparticles of radius $R = 10$ nm with three different lattice spacing (a) $d = 30$ nm, (b) $d = 26$ nm and (c) $d = 24$ nm. Black lines are calculated with $\ell_{max} = 20$, red dashed lines are the dipole model eigenvalues with $\ell_{max} = 1$, and the blue crosses are the $\ell_{max} = 2$ model taking into account quadrupoles. In (a), (b) and (c) the high energy bands calculated with $\ell_{max} = 20$ are grayed out for readability. Insets show the corresponding chain densities.

	$\ell_{max} = 1$		$\ell_{max} = 2$	
	$m = 0$	$m = \pm 1$	$m = 0$	$m = \pm 1$
$d/R = 3.0$	0.98	0.95	1.00	1.00
$d/R = 2.6$	0.88	0.71	1.00	0.99
$d/R = 2.4$	0.57	0.36	0.96	0.95

TABLE I. Values of R^2 coefficient between the $\ell = 20$ values and the truncated models values for the three lowest energy bands of different superlattices geometry corresponding to the plasmonic band diagrams of Figure 2.

confirmed by the computation of the coefficient of determination R^2

$$R^2 = 1 - \frac{\sum_k (\omega(k) - \omega_{\ell=20}(k))^2}{\sum_k (\omega(k) - \bar{\omega}_{\ell=20})^2}, \quad (12)$$

which is given in Table I.

In contrast, the dipole+quadrupole model, depicted by the blue crosses in Figs. 3 remains quantitatively valid down to $d/R = 2.4$. As one can see in Fig. 4, truncating at $\ell_{max} = 2$ leads to a relative energy difference that remains below 3% across the whole k -space, even for dense assemblies and an R^2 , which is larger than 95%, comparable to that of the dipole model at $d/R = 3$.

The high precision that is obtained from the simple truncation at $\ell_{max} = 2$ comes from the very structure of the Hamiltonian of Eqs. (2) and (3). Indeed, as was previously emphasized, only terms coupling the same m remain; this gives rise to a sparse block-diagonal matrix, which combines to the decay in $d^{-(\ell+\ell'+1)}$ to make the higher-order modes contribute very little. To sum up, these results confirm that the dispersion of Eq. (10) is sufficient to describe low-energy physics in plasmonic nanoparticle chains.

B. Eigenstate analysis: role of the quadrupoles

To determine more precisely the role of the quadrupoles in the system, let us inspect the eigenstates of the low-lying plasmonic bands. These eigenstates can be written as linear combinations of the single-particle multipoles

$$|\psi_m(k)\rangle = a_{1m}(k) |\phi_{1m}\rangle + a_{2m}(k) |\phi_{2m}\rangle, \quad (13)$$

where the expressions of the coefficients $a_{1m}(k)$ and $a_{2m}(k)$ depend on the ordering of the subspaces of dipoles ω_{1k}^2 and quadrupoles ω_{2k}^2 and their difference $\Delta_m(k) = \omega_1^2 + \omega_p^2 Q_{k11m} - \omega_2^2 - \omega_p^2 Q_{k22m}$, appearing in the square root of Eq. (10). This leads to the following rewriting

$$\begin{cases} |\psi_{m,>}(k)\rangle = -\sin \frac{\theta_m(k)}{2} |\phi_{1m}\rangle + \cos \frac{\theta_m(k)}{2} |\phi_{2m}\rangle \\ |\psi_{m,<}(k)\rangle = \cos \frac{\theta_m(k)}{2} |\phi_{1m}\rangle - \sin \frac{\theta_m(k)}{2} |\phi_{2m}\rangle \end{cases} \quad (14)$$

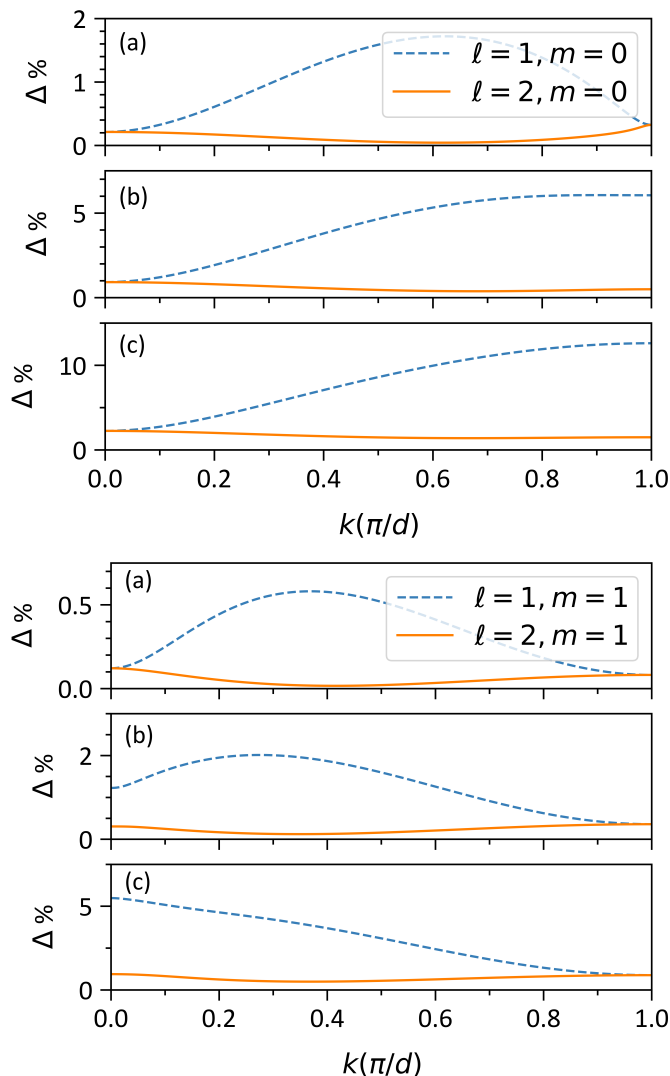


FIG. 4. Relative energy differences Δ with regard to the converged model $\ell_{max} = 20$ across the Brillouin zone for (a) $d/R = 3$, (b) $d/R = 2.6$ and (c) $d/R = 2.4$ in the same order as in Fig. 3 and for both $m = 0$ and $m = \pm 1$. The expression for Δ is $\Delta = |(\omega(k) - \omega_{\ell=20}(k)) / \omega_{\ell=20}(k)|$.

where $|\psi_{m,>}(k)\rangle$ stands for the case $\Delta_m(k) > 0$, whilst $|\psi_{m,<}(k)\rangle$ holds for $\Delta_m(k) < 0$, and the phase $\theta_m(k)$ is given by $\theta_m(k) = -\tan^{-1} \left| \frac{2Q_{k12m}}{\Delta_m(k)} \right|$.

Fig. 2 ($d/R = 2.4$) shows that the sign of $\Delta_m(k)$ might change along the Brillouin-zone, implying a crossing of dipolar and quadrupolar subspaces. Therefore, as seen in Eqs. (14), the main component of the mode changes, switching from dipoles to quadrupoles or *vice versa*. If the lattice spacing is large enough ($d/R \gtrsim 3$), this crossing does not occur since quadrupoles are too high in energy and almost decoupled from dipoles. In contrast, when the particles are close enough, the admixture of the modes can no longer be neglected as their energies are comparable. This implies that even though one fo-

cuses on low-energy physics, quadrupoles must be considered in the model since they become a non-negligible component of the bands. To highlight this fact, we plot the $a_{1m}(k)$ and $a_{2m}(k)$ coefficients for the three different lattice spacings $d/R = 3$, $d/R = 2.6$ and $d/R = 2.4$, and the two different bands $m = 0$ and $m = \pm 1$, in Figs. 5 and 6.

For $d/R = 3$, depicted at the top of Figs. 5 and 6, as expected, the dipolar component largely dominates the wave-function of Eq. (14) across the whole Brillouin zone. In the case of the $m = 0$ band, and for both $d/R = 2.6$ and $d/R = 2.4$, the wave-function is purely dipolar at $k = 0$, then it keeps a major dipolar contribution for small wave-vectors. At larger ones, a crossing occurs, and a pure quadrupolar state ends to take place at $k = \pi/d$. At high-symmetry points, quadrupoles and dipoles do not couple, which is in line with the results of Barros et al. [19], they only mix at finite wave-vectors and eventually cross. Even though the crossing wave-vector gets smaller as the lattice spacing is reduced, it remains in the order of $k_{cross} \sim 0.6\pi/d$, which means that the corresponding modes will hardly couple to light

More interestingly, for the $m = \pm 1$ bands of Fig. 6, the nature of the state at $k = 0$ changes as the lattice spacing is reduced: From a pure dipolar state for $d/R = 3$, it becomes purely quadrupolar for $d/R = 2.6$ and $d/R = 2.4$. As k is increased, the dipolar and quadrupolar components mix, up to the crossing point $k_{cross} \simeq (0.1 - 0.2)\pi/d$ from which the dipolar state becomes dominant. In contrast to the previous $m = 0$ case, the crossing point is close to the Brillouin zone center and, therefore, accessible to light-scattering.

As a result, it should be experimentally possible to measure the relative contribution of each component, dipole and quadrupole, and to see the physical nature of the state change if the assembly is more or less dense. However, this work of coupling to light and a photonic bath implies a modification of the eigenstates and is left for further investigation.

IV. CONCLUSION AND PERSPECTIVES

Having developed a quasistatic Hamiltonian (2) from the plasmonic overlap of classical and the quantum models for plasmonic arrays, we have shown that dipolar and quadrupolar modes represent the major contribution of the low-energy physics and can be decoupled from higher-order modes. Consequently, we proposed a minimal model that treats dipoles and quadrupoles on the same footing and allows an accurate description of the two first plasmonic excitations across the whole Brillouin zone of a chain of nanoparticles. Further inspection of the nature of the modes underlined the importance of dark quadrupoles in dense particle arrays, solely due to plasmon-plasmon interaction. We pointed out that even though quadrupoles do not couple to dipoles at high symmetry points ($k = 0$ for the chain), they do at others, ren-

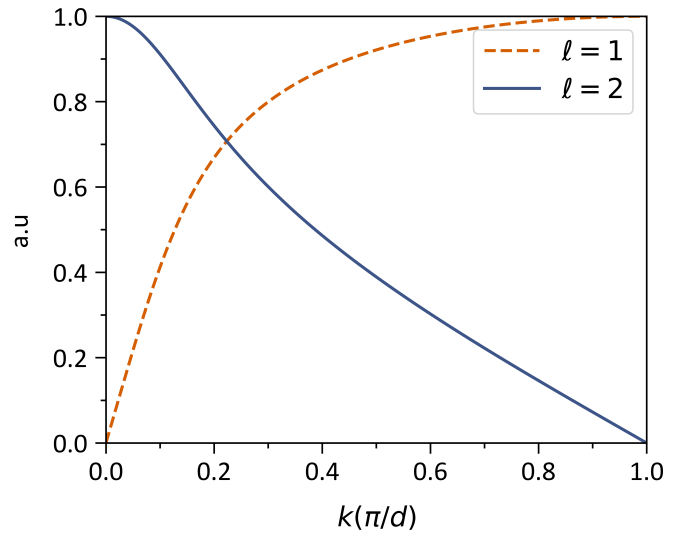
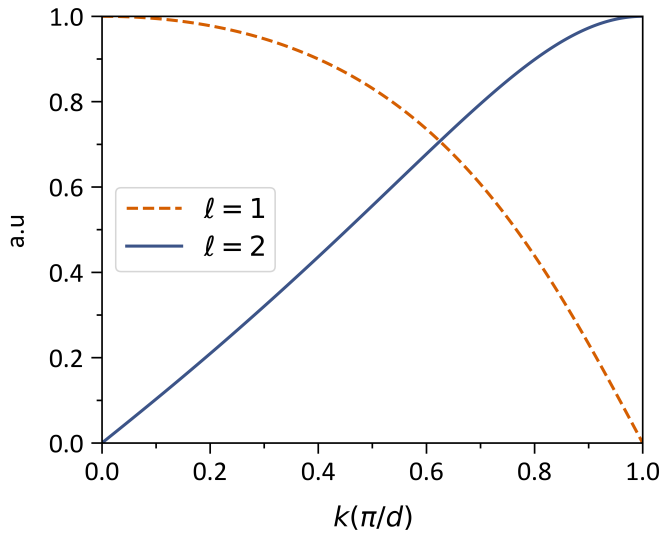
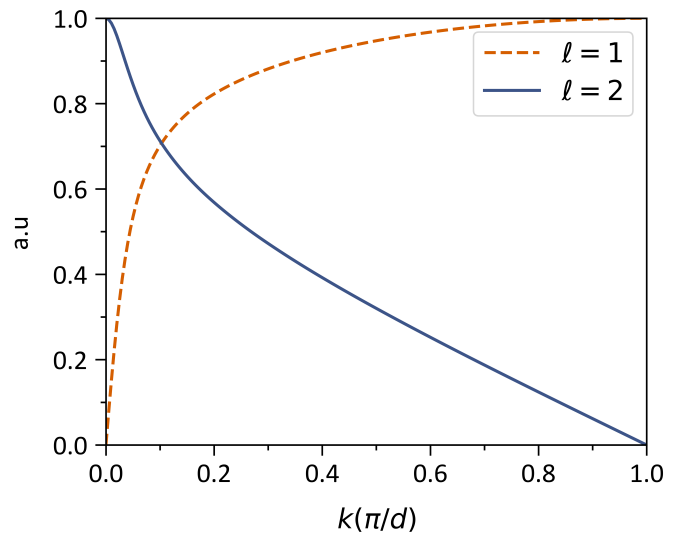
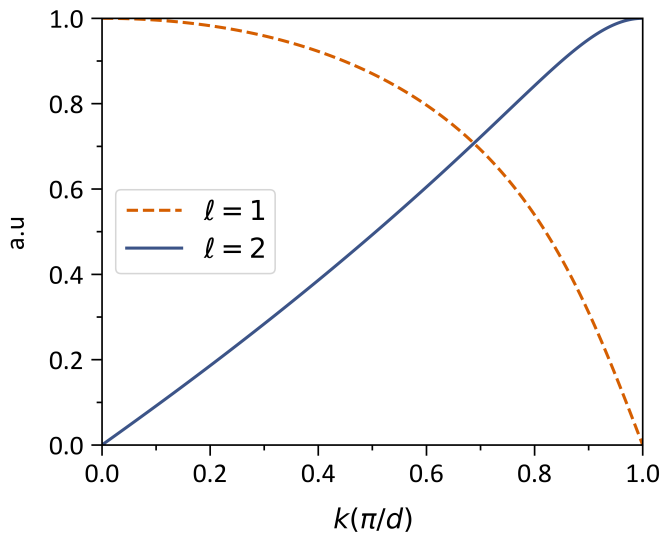
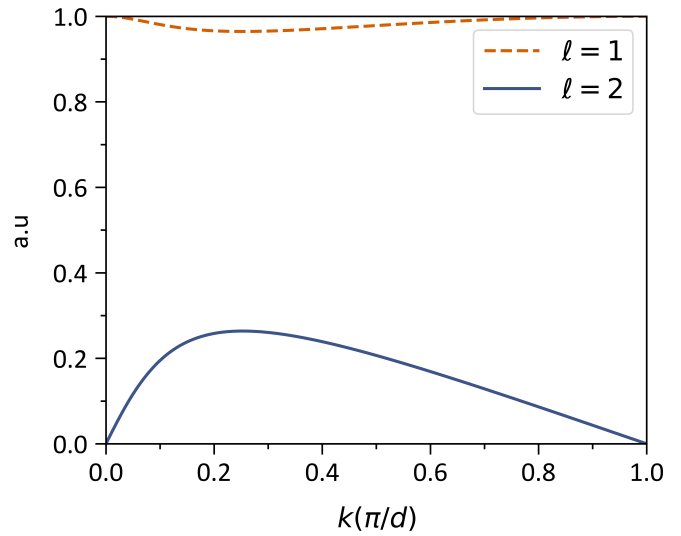
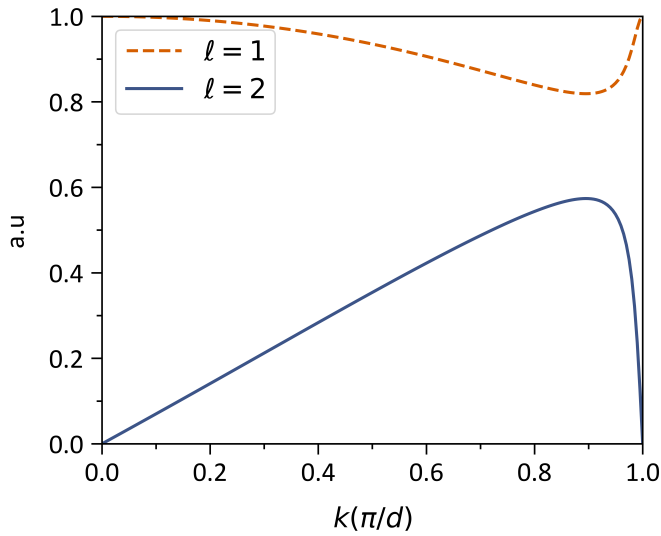


FIG. 5. (a) Components of the eigenfunctions associated with the band dispersion (10) for the $m = 0$ band of a chain of spherical nanoparticles of radius $R = 10\text{nm}$ with three different lattice spacing (a) $d = 30\text{nm}$, (b) $d = 26\text{nm}$ and (c) $d = 24\text{nm}$. Red dashed lines are the dipole component $a_{\ell=1,m=0}(k)$, and the blue lines are the quadrupolar components $a_{\ell=2,m=0}(k)$

FIG. 6. (a) Components of the eigenfunctions associated with the band dispersion (10) for the $m = \pm 1$ band of a chain of spherical nanoparticles of radius $R = 10\text{nm}$ with three different lattice spacing (a) $d = 30\text{nm}$, (b) $d = 26\text{nm}$ and (c) $d = 24\text{nm}$. Red dashed lines are the dipole component $a_{\ell=1,m=1}(k)$, and the blue lines are the quadrupolar components $a_{\ell=2,m=1}(k)$

dering them essential to investigate plasmon-polaritons in nanoparticle assemblies. The coupling of the present Hamiltonian to a photonic bath H_γ that would allow taking account of retardation effects and computing physical observables is left for further investigation.

ACKNOWLEDGMENTS

This work is supported by the Labex SOLSTICE (ANR-10-LABX-0022)

-
- [1] W. Wang, M. Ramezani, A. I. Väkeväinen, P. Törmä, J. G. Rivas, and T. W. Odom. The rich photonic world of plasmonic nanoparticle arrays. *Materials Today*, 21: 303–314, 2018. doi:10.1016/j.mattod.2017.09.002. **I**
- [2] A. N. Grigorenko, M. Polini, and K. S. Novoselov. Graphene plasmonics. *Nature Photonics*, 6:749–758, 2012. doi:10.1038/nphoton.2012.262. **I**
- [3] S. Fasel, F. Robin, E. Moreno, D. Erni, N. Gisin, and H. Zbinden. Energy-time entanglement preservation in plasmon-assisted light transmission. *Physical Review Letters*, 94, 2005. doi:10.1103/physrevlett.94.110501. **I**
- [4] N. S. Mueller, Y. Okamura, B. G. M. Vieira, S. Jürgensen, H. Lange, E. B. Barros, F. Schulz, and S. Reich. Deep strong light-matter coupling in plasmonic nanoparticle crystals. *Nature*, 583:780–784, 2020. doi:10.1038/s41586-020-2508-1. **I, III A**
- [5] R. Chikkaraddy, R. Arul, L. A. Jakob, and J. J. Baumberg. Single-molecule mid-infrared spectroscopy and detection through vibrationally assisted luminescence. *Nature Photonics*, 17:865–871, 2023. doi:10.1038/s41566-023-01263-4. **I**
- [6] R. Arul, D. Grys, R. Chikkaraddy, N. S. Mueller, A. Xomalis, E. Miele, and J. J. Baumberg. Giant mid-ir resonant coupling to molecular vibrations in sub-nm gaps of plasmonic multilayer metafilms. *Light: Science and Applications*, 11, 2022. doi:10.1038/s41377-022-00943-0. **I**
- [7] R. Guo, T. K. Hakala, and P. Törmä. Geometry dependence of surface lattice resonances in plasmonic nanoparticle arrays. *Physical Review B*, 95, 2017. doi:10.1103/physrevb.95.155423. **I**
- [8] F. Schulz, O. Pavelka, F. Lehmkuhler, F. Westermeier, Y. Okamura, N. S. Mueller, S. Reich, and H. Lange. Structural order in plasmonic superlattices. *Nature Communications*, 11, 2020. doi:10.1038/s41467-020-17632-4. **I**
- [9] D. N. Basov, R. D. Averitt, and D. Hsieh. Towards properties on demand in quantum materials. *Nature Materials*, 16:1077–1088, 2017. doi:10.1038/nmat5017. **I**
- [10] V. A. Markel. Divergence of dipole sums and the nature of non-lorentzian exponentially narrow resonances in one-dimensional periodic arrays of nanospheres. *Journal of Physics B: Atomic, Molecular and Optical Physics*, 38: L115–L121, 2005. doi:10.1088/0953-4075/38/7/102. **I**
- [11] A. B. Evlyukhin, C. Reinhardt, A. Seidel, B. Lukyanchuk, and B. N. Chichkov. Optical response features of si-nanoparticle arrays. *Physical Review B*, 82, 2010. doi:10.1103/physrevb.82.045404.
- [12] S. Zou, N. Janel, and G. C. Schatz. Silver nanoparticle array structures that produce remarkably narrow plasmon lineshapes. *The Journal of Chemical Physics*, 120: 10871–10875, 2004. doi:10.1063/1.1760740. **I**
- [13] S. D. Swiecicki and J. E. Sipe. Surface-lattice resonances in two-dimensional arrays of spheres: multipolar interactions and a mode analysis. *Physical Review B*, 95, 2017. doi:10.1103/physrevb.95.195406. **I**
- [14] T. F. Allard and G. Weick. Quantum theory of plasmon polaritons in chains of metallic nanoparticles: from near- to far-field coupling regime. *Physical Review B*, 104, 2021. doi:10.1103/physrevb.104.125434. **I, II**
- [15] A. Brandstetter-Kunc, G. Weick, C. A. Downing, D. Weinmann, and R. A. Jalabert. Nonradiative limitations to plasmon propagation in chains of metallic nanoparticles. *Physical Review B*, 94, 2016. doi:10.1103/physrevb.94.205432.
- [16] C. A. Downing, E. Mariani, and G. Weick. Retardation effects on the dispersion and propagation of plasmons in metallic nanoparticle chains. *Journal of Physics: Condensed Matter*, 30:025301, 2017. doi:10.1088/1361-648x/aa9d59.
- [17] F. Fernique and G. Weick. Plasmons in two-dimensional lattices of near-field coupled nanoparticles. *Physical Review B*, 102, 2020. doi:10.1103/physrevb.102.045420. **I**
- [18] A. Manjavacas, F. J. G. d. Abajo, and P. Nordlander. Quantum plexcitonics: strongly interacting plasmons and excitons. *Nano Letters*, 11:2318–2323, 2011. doi:10.1021/nl200579f. **I**
- [19] E. B. Barros, B. G. M. Vieira, N. S. Mueller, and S. Reich. Plasmon polaritons in nanoparticle supercrystals: microscopic quantum theory beyond the dipole approximation. *Physical Review B*, 104, 2021. doi:10.1103/physrevb.104.035403. **I, II, III B**
- [20] M. Finazzi and F. Ciccacci. Plasmon-photon interaction in metal nanoparticles: second-quantization perturbative approach. *Physical Review B*, 86, 2012. doi:10.1103/physrevb.86.035428. **I**
- [21] S. Y. Park and D. Stroud. Surface-plasmon dispersion relations in chains of metallic nanoparticles: an exact quasistatic calculation. *Physical Review B*, 69, 2004. doi:10.1103/physrevb.69.125418. **I, II, II, II**
- [22] P. Nordlander, C. Oubre, E. Prodan, K. Li, and M. I. Stockman. Plasmon hybridization in nanoparticle dimers. *Nano Letters*, 4:899–903, 2004. doi:10.1021/nl049681c. **I, II, III A**
- [23] S. Raza, S. Kadkhodazadeh, T. Christensen, M. D. Vece, M. Wubs, N. A. Mortensen, and N. Stenger. Multipole plasmons and their disappearance in few-nanometre silver nanoparticles. *Nature Communications*, 6, 2015. doi:10.1038/ncomms9788. **I**
- [24] D. J. Bergman. The dielectric constant of a composite material—a problem in classical physics. *Physics Reports*, 43(9):377–407, 1978. **I, II**
- [25] D. J. Bergman. Dielectric constant of a two-component granular composite: a practical scheme for calculating the pole spectrum. *Physical Review B*, 19:2359–2368, 1979. doi:10.1103/physrevb.19.2359. **II**
- [26] R. J. Macfarlane, B. Lee, M. R. Jones, N. Harris, G. C. Schatz, and C. A. Mirkin. Nanoparticle superlattice en-

- gineering with dna. *Science*, 334:204–208, 2011. doi:10.1126/science.1210493. [III A](#)
- [27] M. Karg, T. Hellweg, and P. Mulvaney. Self-assembly of tunable nanocrystal superlattices using poly-(nipam) spacers. *Advanced Functional Materials*, 21:4668–4676, 2011. doi:10.1002/adfm.201101115. [III A](#)
- [28] J. A. Scholl, A. Garcia-Etxarri, A. L. Koh, and J. A. Dionne. Observation of quantum tunneling between two plasmonic nanoparticles. *Nano Letters*, 13:564–569, 2013. doi:10.1021/nl304078v. [III A](#)