

Mapping Research Data at the University of Bologna

Chiara Basalti¹, Giulia Caldoni^{1*}, Sara Coppini¹, Bianca Gualandi^{1,2}, Mario Marino¹, Francesca Masini³ e Silvio Peroni²

¹ Research Division (ARIC), Alma Mater Studiorum - Università di Bologna, Bologna, Italy

² Department of Classical Philosophy and Italian Studies, Alma Mater Studiorum - Università di Bologna, Italy

³ Department of Modern Languages, Literatures, and Cultures, Alma Mater Studiorum - Università di Bologna, Bologna, Italy

* Corresponding author: giulia.caldoni2@unibo.it

Author's Contributions

Chiara Basalti: conceptualization, project administration, supervision, writing – review & editing

Giulia Caldoni: conceptualization, data curation, methodology, writing – original draft

Sara Coppini: conceptualization, data curation, methodology, writing – original draft

Bianca Gualandi: conceptualization, data curation, methodology, writing – original draft

Mario Marino: conceptualization, software, data curation, methodology, writing – original draft

Francesca Masini: conceptualization, project administration, supervision, writing – review & editing

Silvio Peroni: conceptualization, project administration, supervision, writing – review & editing

Abstract

Research data management (RDM) strategies and practices play a pivotal role in adhering to the paradigms of reproducibility and transparency by enabling research sharing in accordance with the principles of Open Science. Discipline-specificity is an essential factor when understanding RDM declinations, to tailor a comprehensive support service and to enhance interdisciplinarity.

In this paper we present the results of a mapping carried out to gather information on research data generated and managed within the University of Bologna (UniBO). The aim is to identify differences and commonalities between disciplines and potential challenges for institutional support.

We analyzed the data management plans (DMPs) of European competitive projects drafted by researchers affiliated with UniBO. We applied descriptive statistics to the collected variables to answer three main questions: How diverse is the range of data managed within the University of Bologna? Which trends of problems and patterns in terms of data management can influence/improve data stewardship service? Is there an interdisciplinary approach to data production within the University?

The research work evidenced many points of contact between different disciplines in terms of data produced, formats used and modest predilection for data reuse. Hot topics such as data confidentiality, needed either on privacy or intellectual property rights (IPR) premises, and long-term preservation pose challenges to all researchers.

These results show an increasing attention to RDM while highlighting the relevance of training and support to face the relatively new challenges posed by this approach.

Keywords: Research Data Management, Data Management Plan, Open Science, Data Stewardship, Research Data Types

Introduction

Research data and their management strategies have become a hot topic in recent years, as a result of the spreading of Open Science policies and practices. As defined by UNESCO in its Recommendation on Open Science (UNESCO, 2021), 'Open Science sets a new paradigm that integrates into the scientific practices for reproducibility, transparency, sharing and collaboration resulting from the increased opening of scientific contents, tools and processes', thus pushing for an increase in shared and shareable scientific knowledge in the forms of various research outputs such as publications, data, software, hardware, educational resources, etc. To achieve this purpose, open research outputs should comply with the principles of reliability, transparency and reproducibility (Leonelli, 2018; Credi, Masini, *et al.*, 2024).

Borghi and Van Gulick (2022) observe how data management practices and strategies overlap with those related to research reproducibility and Open Science' as 'each one is an angle for explaining the other'. Focusing on trustworthy research data sharing, Open Science relies on well structured, documented and licensed research data that are managed accordingly to the FAIR (Findable, Accessible, Interoperable, and Reusable) principles (Wilkinson *et al.*, 2016) and appropriately deposited in infrastructures, the repositories, for long term preservation. To be remarked, accessible research data should be 'as open as possible, as closed as necessary' (EC, no date) and access restriction to shared data does not conflict with the principles of open reproducible science, as long as it is proportionated and justified (UNESCO, 2021).

Despite the vast adoption of Open Science and research data management (RDM) principles at the policy level (DG for Research and Innovation (EC), 2021; NIH, 2020), the improvement of proper data management practices in the day-to-day research life still faces many challenges. Among these:

- i. the need for specific skills, often beyond the researcher's expertise, to navigate the different data management practices (Borghi and Van Gulick, 2022);
- ii. the drawback of not having enough formal recognition, also in terms of tenure, for research data sharing after investments in terms of time and costs for their management and curation (Fecher, Friesike and Hebing, 2015);
- iii. the differences between disciplines not only in terms of standard and practices (Akers and Doty, 2013), but also of data definition and identification (Gualandi, Pareschi and Peroni, 2023).

The discipline-specific angle on data and data management strategies is even more relevant when considering it in the context of interdisciplinary research. Knowledge exchange and integration from two or more disciplines to address a common problem is essential in interdisciplinary research, with knowledge being declined as theories, concepts, techniques, and data (Stokols *et al.*, 2003; Schröder *et al.*, 2020). Collaboration and cross-contamination of knowledge have a valuable role in leading scientific advances (Li, Chen and Larivière, 2023), yet a consensus on how to evaluate the contribution of interdisciplinarity to research is still to be reached (Chen *et al.*, 2024). With the perspective of considering data production and/or sharing in a cross-domain context as potential indicators of interdisciplinarity, it is essential to keep in mind the relevance of sharing a common language to grant data interoperability (Park, 2022; RDA, no date).

A pivotal role in enabling researchers' adherence to the principles of proper RDM is played by the institution they work within. In recent years, many Research Performing Organizations (RPOs) adopted RDM and Open Science promotion strategies, including policies and data stewardship support services, in accordance with the Strategic Research and Innovation Agenda (SRIA) of the European Open Science Cloud (EOSC) (DG for Research and Innovation (EC) and EOSC Executive Board, 2022). Data stewards 'are skilled professionals essential in bringing about a culture change for data management, sharing research data, and developing infrastructures and data policies' (Basalti *et al.*, 2024). These figures own the skills needed to support researchers in defining their Open Science and data management practices along the whole research lifecycle (Gualandi, Caldoni and Marino, 2022), focusing not only on enabling sharing and access to newly generated data but also in identifying and giving value to data reuse (Borgman and Groth, 2024; Puebla and Lowenberg, 2024).

Two reviewing papers from Perrier *et al.* (Perrier *et al.*, 2017; Perrier, Blondal and MacDonald, 2020) showed how assessing researchers' data management practices can be beneficial to the identification of workflows, pitfalls and needs. This represents a shift of perspective in approaching the theme, putting the spotlight on the actual practices rather than the top-down principles. Interestingly, the work of data stewards can sustain this shift, with the insight they gather on data management, also fostering the adoption of the G7 Open Science Working Group recommendations, which defines 'research on research and Open Science' as a priority 'to develop Open Science policies based on research results' (ECCC *et al.*, 2023).

Led by the data stewards at UniBO, this work was developed with the aim of mapping and categorizing research data generated and managed within the institution in order to identifying differences and commonalities between disciplines and potential challenges for institutional data support services and infrastructures (Parland-von Essen *et al.*, 2018).

The analysis was structured to answer the following research questions:

- RQ1: How diverse is the range of data managed within the University of Bologna? This question aims to investigate data reused and/or generated in terms of type, format, size, etc., across different domains, since UniBO is a large institution encompassing virtually all disciplines.
- RQ2: Which trends of problems and patterns in terms of data management can influence/improve data stewardship service? This question aims to investigate all the transversal issues that can influence data management and often require the support of a data steward to get to a solution.
- RQ3: Is there an interdisciplinary approach in data production within the University? This question aims to investigate whether data production integrates knowledge from various fields. To do so, we employ the Italian national system of scientific-disciplinary sectors (SSD).

The rest of the article is structured as follows. Section "Materials and Methods" presents the methodology we developed and applied for the analysis. The results are presented and discussed in Section "Results". Finally, in Section "Discussion and Conclusions", we draw our conclusions sketching out possible future developments.

Materials and Methods

In this paper, we analyzed the data management plans (DMPs) produced by researchers affiliated to UniBO, who are taking part in European competitive projects (i.e., within Horizon 2020 or Horizon Europe programs). These funding programs require researchers to submit a DMP within six months from the beginning of the project (M6) but may also either require or suggest the update of the DMP throughout the life of the project. Most of the documents we analyzed are initial DMPs (produced within M6), but occasionally they may be updated to reflect a more advanced stage of the research project.

Here, we considered only those competitive projects in which UniBO is either the coordinator or the partner responsible for the DMP as a deliverable. Indeed, in both these scenarios, researchers can take advantage of the support of Data Stewards in managing their research data and drafting the DMP. The type of support provided by the group concerns the identification of the types of data that will be produced or re-used during the project (firstly by the UniBO research group and then also by the other partners) and the definition of the most suitable management strategies. The support is then consolidated in the drafting of the data management plan with ad hoc meetings and the use of tools such as templates and infographics about research data management. This study analyzed the 29 DMPs that have seen the involvement of the UniBO Data Steward group from its creation in May 2022 to October 31, 2023. More information on the data collected for the analysis is available in (Coppini *et al.*, 2023, 2024).

To carry out our study, we made some preliminary methodological choices.

The first pertains to the meaning and scope of *data*, i.e., the object of analysis of this research as described in the DMPs under investigation. We chose to consider as *data* all research outputs that are digital (thus excluding physical and intangible research outputs) and distinct from traditional publications (e.g., journal articles, books, and conference proceedings papers). This choice comes from the source materials on which the research is elaborated: DMPs of EU competitive projects.

Furthermore, we considered both newly generated data within the project and reused data (which may also be mentioned in the DMP). Note that two different categories of data can exist within the same dataset, e.g., a dataset collecting data about an interview may contain both a README file documenting the data (which we do not consider in this work), the *audio file* of the recorded interview and the *text file* of the transcript. The latter are two different components of the dataset and, thus, must be described separately.

Finally, to define the possible values of the fields/variables of the analysis we employed existing taxonomies whenever possible, either generalist (e.g., DataCite (DataCite Metadata Working Group, 2019), the Italian SSD system, (*LEGGE 19 novembre 1990, n. 341*, no date)) or UniBO-specific (e.g., UniBO taxonomy for the five main subject areas of academic research). However, on a few occasions we have defined new taxonomies, when necessary, i.e., when we could not find a suitable option for our type of investigation in terms of purpose and method (e.g., 'reason of inaccessibility').

Concerning existing taxonomies, we occasionally expanded or modified them if new typologies of data or other aspects not previously considered emerged during the analysis. For instance, for the field 'data type' we reused the taxonomy proposed by DataCite, but considering only some of the controlled values for the element 10.a resourceTypeGeneral that were in line with the definition of data chosen in this work, namely: Audiovisual, ComputationalNotebook, Image, InteractiveResource, Report, Software, Sound, Standard, Text, Workflow, Other, Model, Tabular. In the original scheme, the latter is named 'dataset': we chose to rename it because we found it confusing, since we already used the term 'dataset' in the sense of 'set or collection of data' (as it is understood in the DMPs that are the subject of our analysis): note that DataCite definition for 'dataset' corresponds to the concept of 'tabular data' or 'structured data' (DataCite Metadata Working Group, 2019).

Using the DMPs and grant agreements (GAs) of European projects as input, we structured the table in which to collect data information with the variables or fields displayed in Table 1.

The data analysis consisted mainly in descriptive statistics to investigate the three research questions, based on the tabular data structured according to variables illustrated above. The computational tool chosen to carry out the analysis is R in the 4.2.2 version. More information on methodology and its implementation as R code can be found in (Coppini *et al.*, 2023; Marino *et al.*, 2024).

Table 1: List of variables selected for data analysis with their meaning and accepted values.

Field	Description and accepted values
Project identifier	Alphanumeric string to identify the project. Three-digit sequential numbering, independent of other identification fields.
Dataset identifier	Alphanumeric string to identify the dataset. Three-digit sequential numbering, independent of other identification fields.
Entry identifier	Alphanumeric string to identify the data category (i.e., file), described in the current row. Three-digit sequential numbering, independent of other identification fields.
Creator's unit	Research unit (department, center, etc.) of the person who created or reused or contributed to the dataset (values also accepted: 'ND' when data is new, but creator's name is yet to be defined, and 'EXT' for 'external' when data is reused and thus created by a person external to UniBO). Multiple values are accepted when there are multiple creators from different known or unknown research units.
Creator's SSD	Disciplinary scientific sector (SSD) of the person who created or reused or contributed to the dataset (values also accepted: 'ND' when data is new, but creator's name is yet to be defined, and 'EXT' for 'external' when data is reused and thus created by a person external to UniBO). Multiple values are accepted when there are multiple creators from different known or unknown research units.
Principal Investigator's SSD	Disciplinary scientific sector (SSD) of the principal investigator of the project.
Project unit	Research unit (department, center, etc.) of the principal investigator of the project.
Project program	HE (Horizon Europe); H2020 (Horizon 2020).
Project type	Individual; consortium.
Subject area	Disciplinary or thematic area to which the project belongs.
Month DMP is delivered	e.g., M6 (sixth month), M12 (twelfth month).
Public DMP	1 (True), 0 (False). ND is also accepted.
Data type	Typology of data on a formal level, e.g. image. ND is also accepted.
Data content	Categorization of the data at the content level, e.g., scanned image of a medieval manuscript
Format	Format and extension (if more than one, separated by commas). ND is also accepted.
New data	1 (True), 0 (False). ND is also accepted.
Contains personal data	1 (True), 0 (False). ND is also accepted.
Personal data management strategy	Anonymization, pseudonymization, no strategy, consent to publish. ND is also accepted.
Level of access	Open, accessible under conditions, controlled, embargoed, unlicensed, unfiled, unknown.
Reason of inaccessibility	Excessive size, ethical issues, privacy, IPR. ND is also accepted.
Size	Orders of magnitude for digital data (Bytes, KB, MB, GB, TB, PB, EB, ZB, YB). ND is also accepted.
Standard	Name of standards used to organize and structure data (e.g., vocabularies, ontologies, taxonomies). ND is also accepted.
Deposited	1 (True), 0 (False).
Chosen repository	Name of repository chosen by researchers to deposit data, as stated in re3data.org. ND is also accepted.
PID	1 (True), 0 (False).
Associated publication	1 (True), 0 (False). ND is also accepted.
Notes	General notes concerning other unclassified issues.

Results

This section presents and discusses the research results and is structured to answer the three research questions that direct the analysis.

Research question 1: How diverse is the range of data managed within the University of Bologna?

The first research question explores the types of data described in the DMPs object of our analysis, whether they are reused or created anew, and which file formats are favored by researchers at UniBO.

1.1: What types of data are managed by researchers at the University of Bologna?

As far as data types are concerned, we have looked at:

- The most popular data types in general terms,
- How often do we find different data types within the same dataset,
- How often do we find different data types within the same project,
- How data types are distributed across single-beneficiary and collaborative Horizon Europe projects,
- How data types are distributed across subject areas.

Please bear in mind that we have organized the information extracted from the DMPs within a single table. In Figure 1, we show how many data entries – i.e. the number of rows of the table we prepared – share a particular data type – i.e., its typology on a formal level that can have one of the following values, from the DataCite taxonomy (DataCite Metadata Working Group, 2019):

- Audiovisual,
- ComputationalNotebook,
- Image,
- InteractiveResource,
- Report,
- Software,
- Sound,
- Standard,
- Text
- Workflow,
- Other,
- Model,
- Tabular (in the original schema was 'dataset').

We have assigned a data type to each entry by looking at the descriptions provided by researchers and at the file formats indicated for that entry. For example, .txt, .pdf and .rtf files have been classified as Text; .csv, .xlsx and .ods have been classified as Tabular; .jpg, .png and .tif have been classified as Images and so on. However, a research group indicated using Jamboards to collect information during study group meetings. Although the format used was .pdf, we felt it would be reductive to categorize this entry as text and we used Other instead (see also below).

Our analysis has shown that text is the most common data type entered in the DMPs (131 instances) followed by tabular data (104), images (55), software (28), audiovisual data (21), models (18), sound (12). At this stage, we are looking at both new and reused data, without distinction (Figure 1).

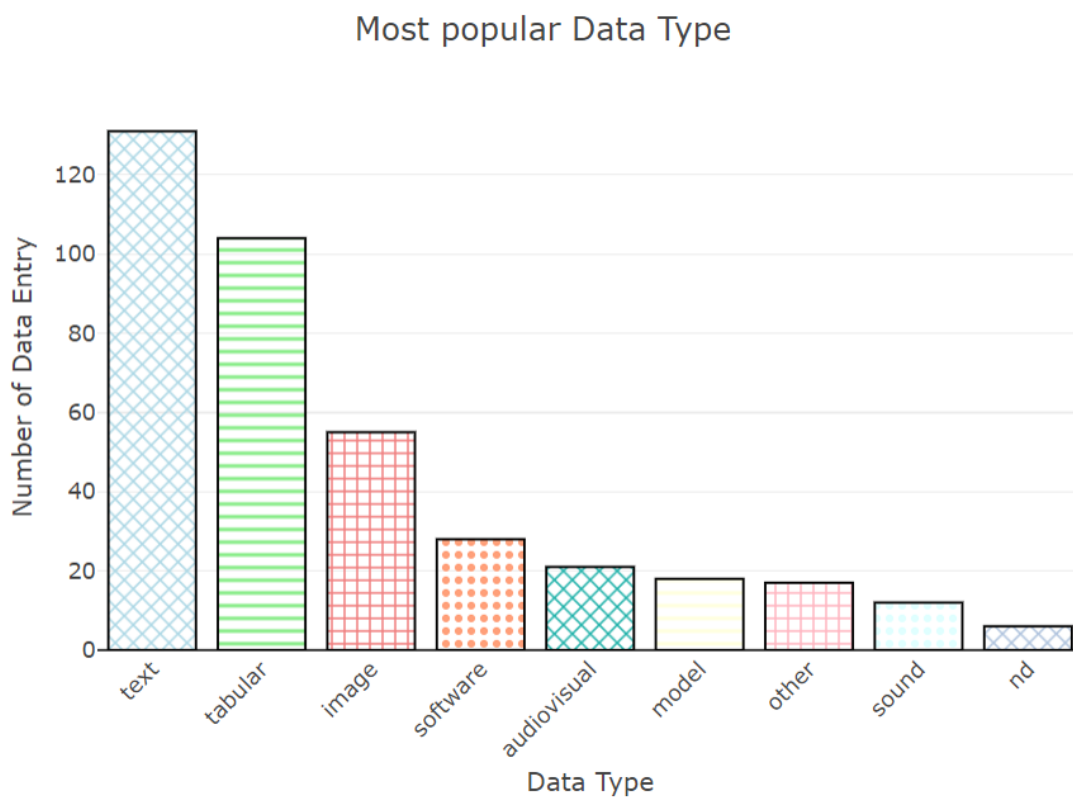


Figure 1: Most popular data types.

In 17 instances we had to use the category Other because the data entry could not be described using other, more precise, categories within the DataCite taxonomy. These cases include experimental measurements (e.g., .bag, .m, .mat), metadata and database (e.g., .json, .rdf), and shapefiles (e.g., .shp). In six cases the classification was unclear because the description given in the DMP was too vague and/or the file format was not yet specified.

After this general analysis, we looked at each dataset in turn. With the term *dataset* we indicate a collection of data (that will be) deposited in a repository and is made by one or more data entries.

According to our analysis, datasets are composed of a single data type in a small majority of cases (121). In all other cases (85 in total), different data types (mostly around two and four) are bundled together in one dataset (Figure 2).

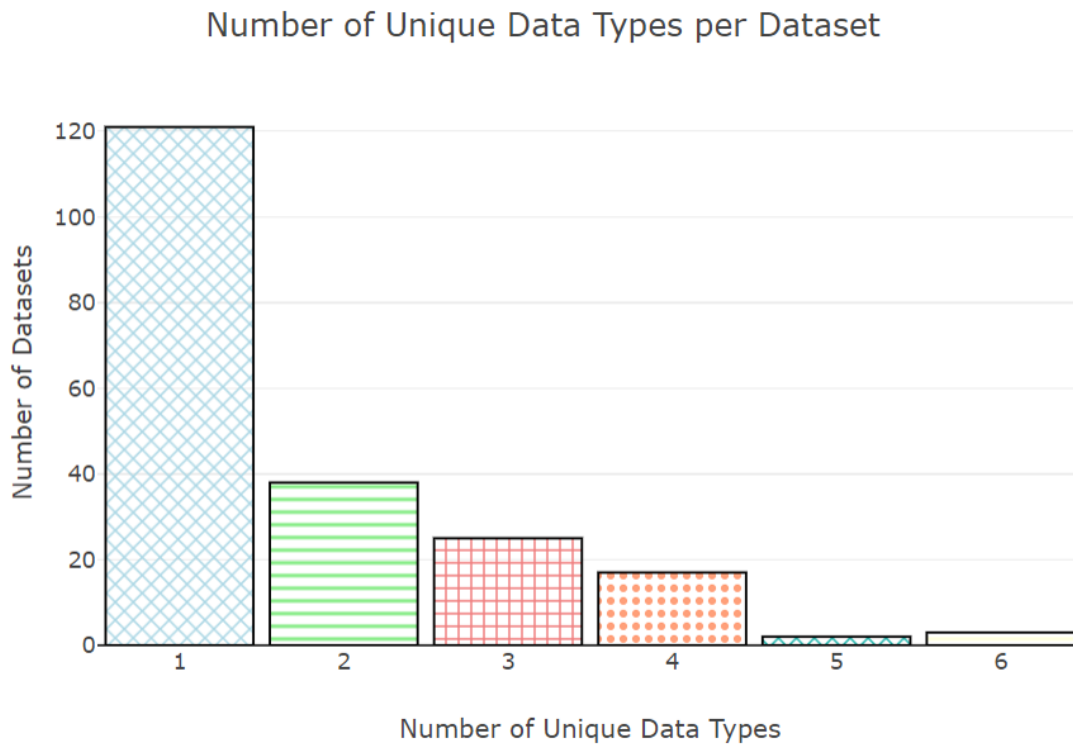


Figure 2: Number of unique data types per dataset.

Most researchers in our sample choose to deposit together data of the same typology. However, we must remember that all the DMPs we analyzed, except four, are initial DMPs, compiled within the first six months of the projects, and describe the researchers' intentions rather than what has already been done. The tendency to bundle data together based on type may be particularly pronounced at the beginning of a project and we do not yet know if it changes over time.

On the other hand, the preponderance of single-type datasets may be starker than it appears from the analysis. Some of the DMPs we analyzed did not detail how many datasets the related project would produce but loosely categorized data according to typology. In these instances, we opted to include all the typologies into one single dataset, so as not to artificially inflate the number of datasets, but researchers may decide to divide them into different datasets later on.

When grouping data entries by research project, it emerges that most projects handle from two to four different types of data. Research projects in our sample tend to produce and/or reuse more than one type of data, but are usually limited to under five, even when they are large and include several different partners (Figure 3).



Figure 3: Number of unique data types per project.

We are also interested in understanding if there is any difference between single-beneficiary projects (e.g. ERC starting grants) and collaborative research projects (e.g. Horizon Europe projects). The DMPs we analyzed describe a total of 29 projects. Of these, 17 are single-beneficiary (such as ERCs) and 12 are collaborative, e.g., carried out by a group of partners coordinated by UniBO researchers.

Table 2: Number of single-beneficiary and collaborative projects by number of data types.

N. of data types	N. of single-beneficiary projects	N. of collaborative projects
1	1	0
2	3	5
3	7	0
4	2	4
5	3	1
6	0	1
7	1	1

Just above 30% of single-beneficiary projects (six out of 17), produce or reuse four types of data or more. More than 50% of collaborative projects (seven out of 12) produce or reuse four types of data or more. Collaborative projects tend to produce or reuse a higher number of different data types than single-beneficiary projects, most-likely as a result of the higher number of researchers, expertise, and research strands involved (Figure 4a and 4b).

Variation of Data Types within Single-Beneficiary Projects

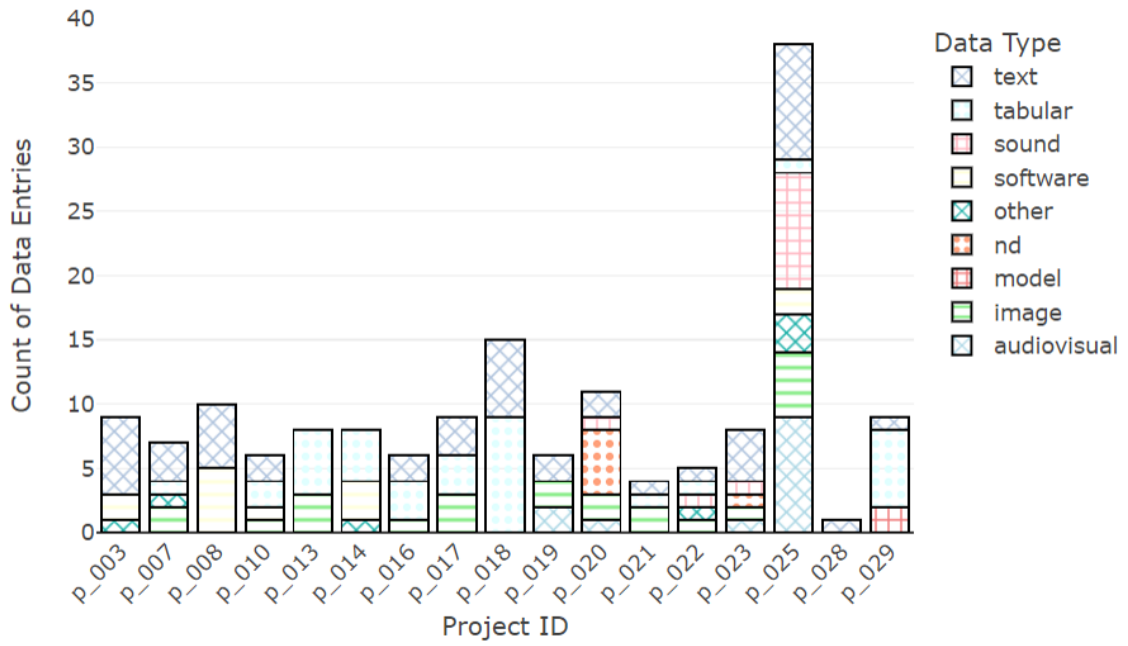


Figure 4a: Variation of data types across single-beneficiary projects.

Variation of Data Types within Collaborative Projects

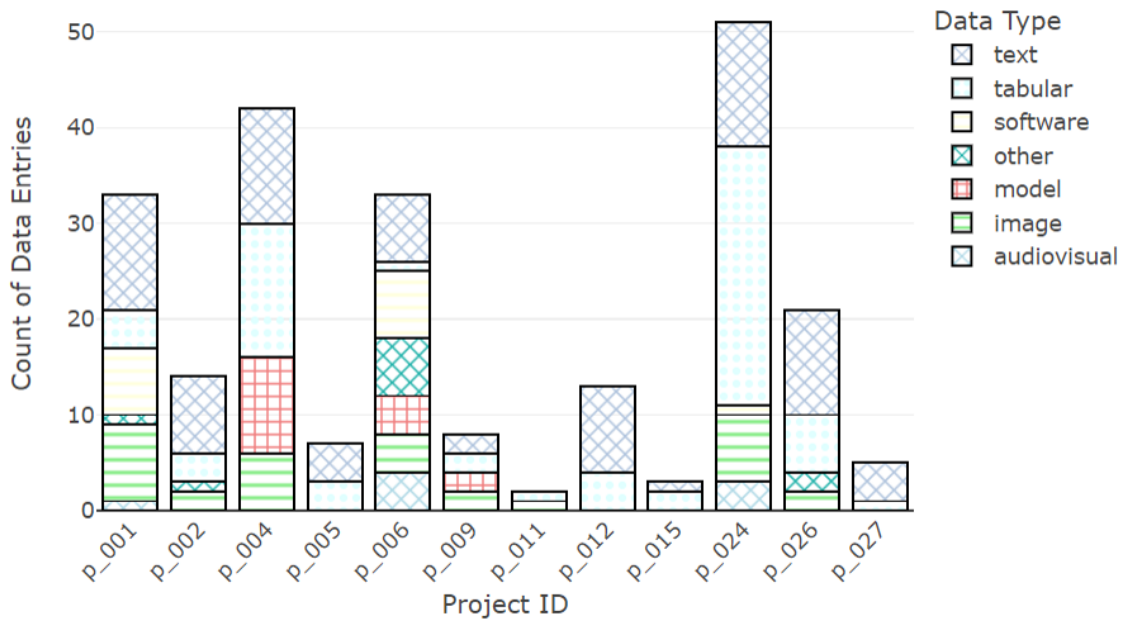


Figure 4b: Variation of data types across collaborative projects.

Variation of Data Types with Respect to Subject Area

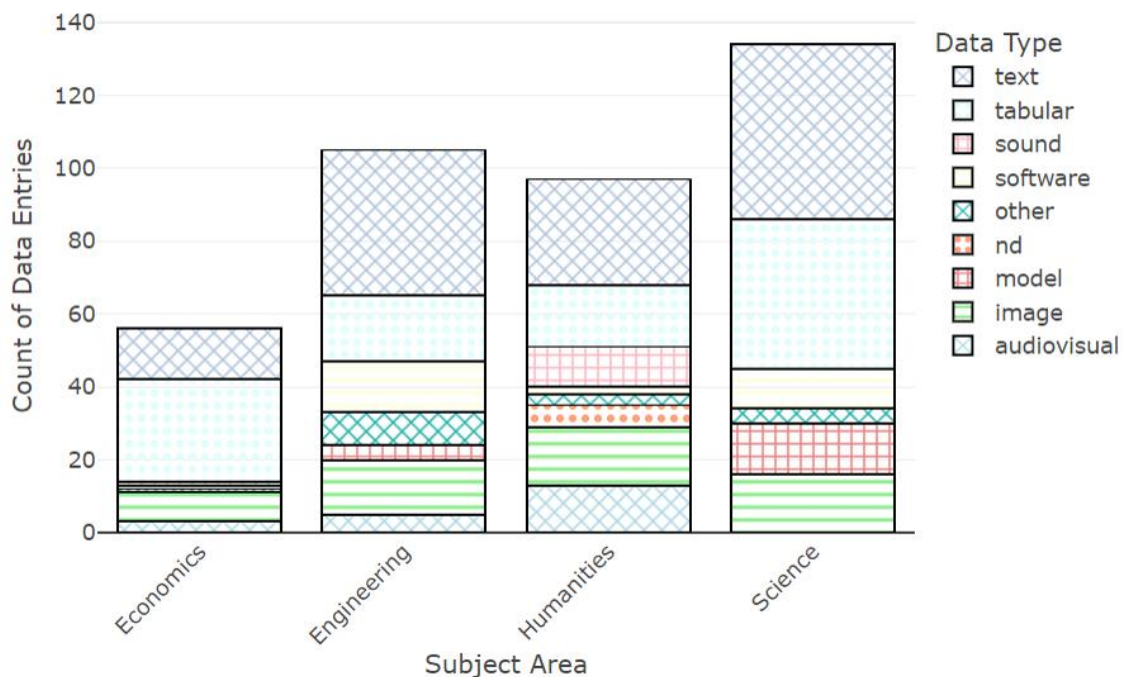


Figure 5: Variation of data types across subject areas.

If we look at how data types are distributed across subject areas, we notice that Text is the most common data type in all areas but Economics, where the most common is Tabular. Humanities disciplines use Sound and Audiovisual data extensively, especially as raw material for interviews. Engineering and Science tend to produce more Software and Models. The use of images is widespread and evenly spread across Engineering, Humanities and Science (Figure 5). It is important to bear in mind, however, that not all areas are represented in this study. For example, there are no DMPs from the medical area.

The Humanities have a disproportionately high number of undetermined data types in this sample because a researcher from this area wrote a rather vague DMP, leaving many important aspects to be described at a later stage.

Table 3: Number of data entries belonging to each data type across subject areas.

	Economics	Engineering	Humanities	Science
Text	14	40	29	48
Tabular	28	18	17	41
Software	1	14	2	11
Image	8	15	16	16
Sound	1	0	11	0
Audiovisual	3	5	13	0
Model	0	4	0	14
Other	1	9	3	4
nd	0	0	6	0

1.2: How many data entries include reused data in the DMP and what is the ratio of new to reused data?

Throughout all the DMPs, for every reused data entry, there are 7.62 new entries. While all research projects produce at least one type of data, a minority reuse data that already exists (Figure 6). However, it is possible that the reuse of existing data is underrepresented in the DMP.

Data New or Reused

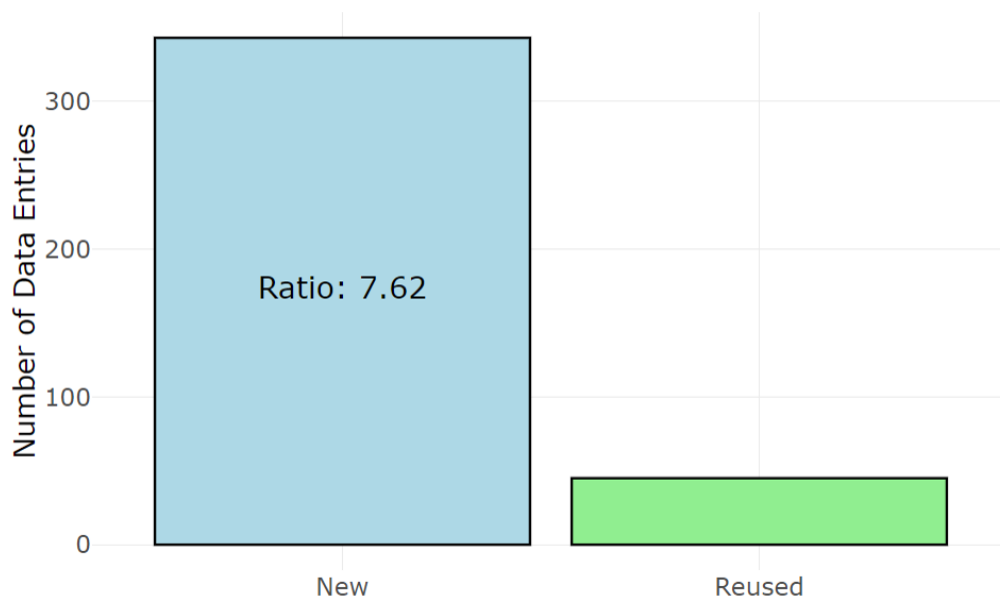


Figure 6: New and reused data entries across all DMPs.

Of the total 29 projects analyzed, 12 include in their DMP the description of reused data alongside newly generated data. Half (six) are Humanities projects.

1.3: How many projects have already made decisions about formats and have chosen standard and open formats?

Most projects in our analysis include in their initial DMP a list of specific file formats that they intend to use for their data (Figure 7). The list is sometimes long, including up to 10 different types of formats, and the expectation is that the researchers will be able to focus on a few chosen formats as the project progresses.

Precisely Defined Formats at Month 6 DMP

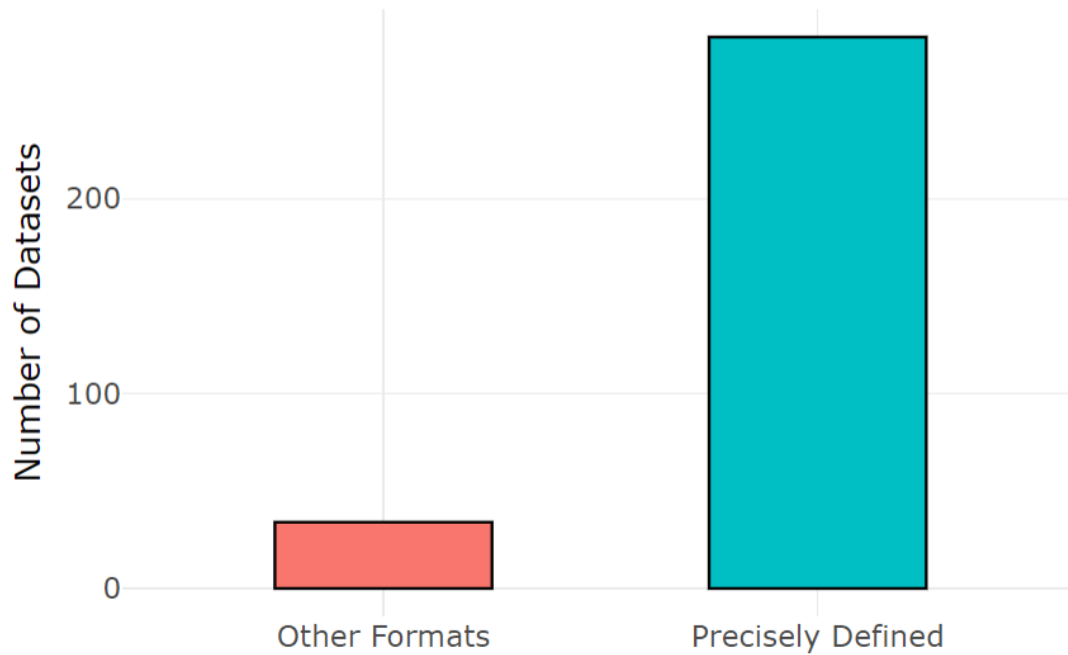


Figure 7: Data entries with precisely defined file formats across all DMPs.

Indeed, the choice of one format over another may depend on aspects of the workflow that are streamlined at a later stage (e.g., the choice of a specific tool, the need to maximize interoperability with specific applications, the need to maximize long-term preservation on a specific repository) and it may be helpful to leave options open initially.

Looking at the formats listed on the DMPs, standard and open formats like .txt for text, .csv for tabular data and .tiff/.jpg for images have been preferred (Figure 8). Originally proprietary formats, but now with standard specifications, like .docx and .xlsx are also very popular alongside open alternatives like .odt and .rtf.



Figure 8: Word cloud showing the most cited data formats in the DMPs.

The situation, as described through these initial DMPs, appears reassuring. It is likely that the training and input of data stewards throughout the DMP writing process has had a bearing on the choice of mostly preservation-friendly data formats.

Research question 2: Which trends of problems and patterns in terms of data management can influence/improve the data stewardship service?

2.1.1 How many projects involve the treatment of personal data?

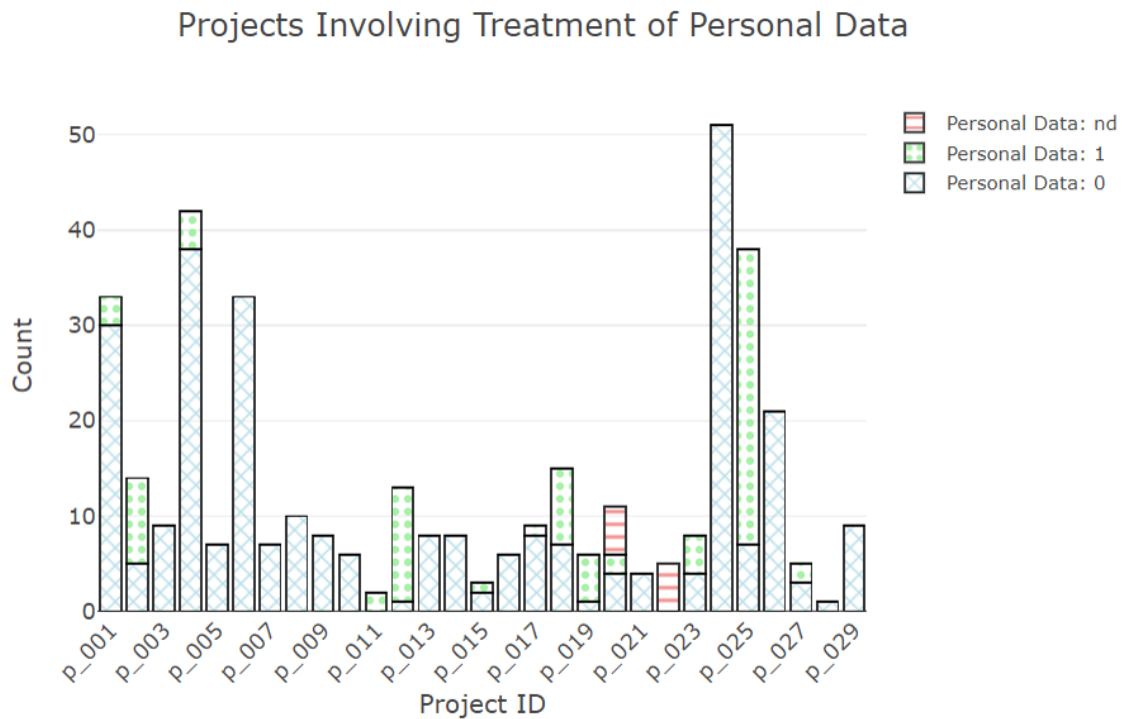


Figure 9: Data entries showing where there is a need for personal data treatment.

As we can see from plot Figure 9, 15 out of 29 of the projects do not involve the treatment of personal data (we miss DMPs from the medical area, this may influence our sample). However, researchers have indicated that 84 data entries do need to address these issues, and there are also 10 data entries for which the use of personal data cannot currently be traced.

Investigating the use of personal data within Horizon Europe projects is particularly important because privacy and related legislation (such as GDPR and national laws) are key reasons for keeping data closed. This adheres to the principle of 'as open as possible, as closed as necessary' and requires implementing measures for handling data safely, such as anonymization for long-term preservation and encryption.

2.1.2 How many projects choose to anonymize data and publish them?

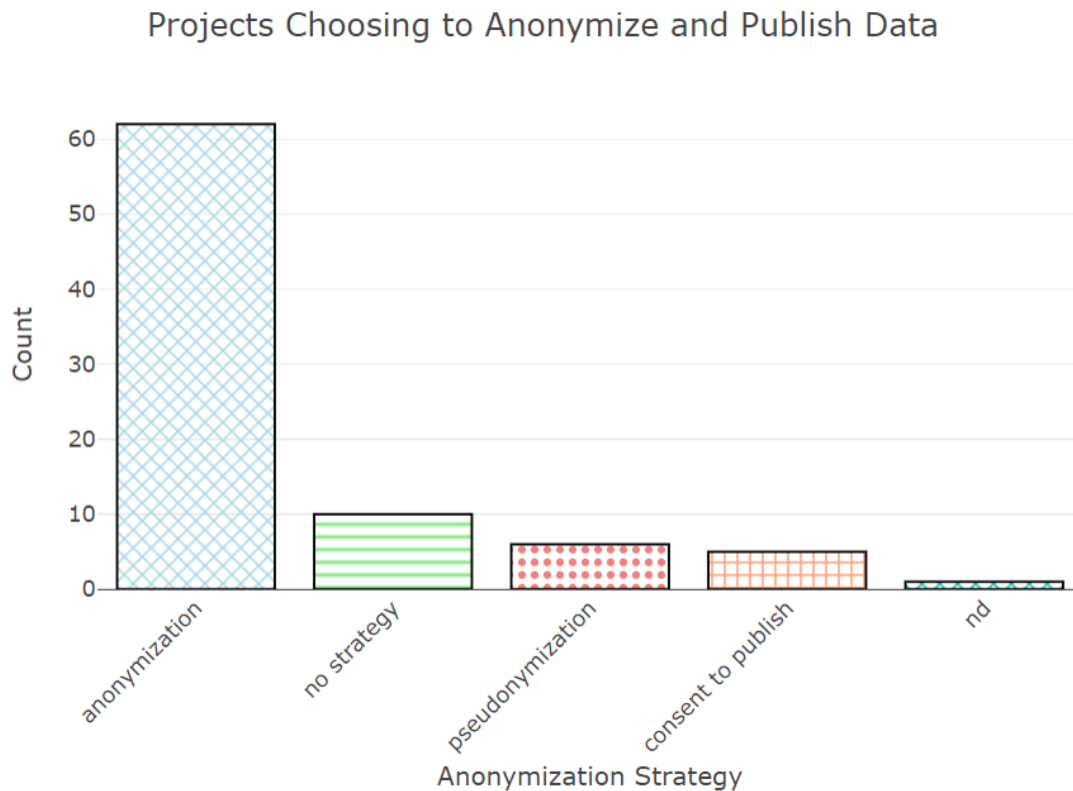


Figure 10: Data entries personal data security strategy.

As we can see from Figure 10, the majority of data entries are anonymized (62). However, 10 data entries have no strategy for protecting personal data at the moment, six are pseudonymized, five have obtained consent to publish, and one still needs to decide.

It is important to highlight that pseudonymization is not considered the best practice because pseudonymized data are still personal data, even if the recipient, namely the researcher, does not have the key to trace back to the person.

2.2.1 How many datasets are kept closed and what are the main reasons?

We now turn to the level of access provided to data based on specific data management strategies for transversal issues. This involves examining how various strategies influence data accessibility, sharing, and security across different domains. By understanding these relationships, organizations can better design their data management frameworks to address the unique challenges posed by transversal issues, ensuring that data is both accessible to those who need it and protected from unauthorized access.




Figure 11: Sankey diagram showing how potential ethics, privacy and IPR issues may influence the levels of access.

As we can see from Figure 11, there are 11 projects in which researchers have decided to give controlled access to their data at month six for at least one dataset due to IPR potential issues, two for ethical issues, and two for privacy issues. On the other hand, only one project will adopt an embargo solution for IPR issues, which is also the reason why four projects will offer an open/limited option for datasets, a solution also provided in two other projects for both privacy and IPR issues. Additionally, there are two projects that estimate they will overcome their privacy issues and provide open access to their datasets, and similarly, two projects will do the same for both IPR and privacy issues. Lastly, in three projects, some datasets will not be deposited in a data repository due to potential ethical and IPR issues, in six projects for privacy and IPR issues, in three projects for privacy issues, and in one project for IPR issues only.

This analysis can reveal insights into best practices for balancing openness and security in data management, chosen by researchers involved in Horizon Europe at the early stages of their projects. It will be interesting to see how these practices evolve in the future.

2.3.1 Is data size a recurrent issue in choosing data repository?

Another interesting potential issue to investigate is data size as, when choosing a repository for data deposit, the size of the data could be a critical concern for several reasons. First, repositories have varying limits on storage capacity, both in terms of total volume and individual file sizes, which can impact their suitability for large datasets (for example Zenodo supports for free the deposit of single datasets of maximum 50 GB). Performance can also degrade with large datasets, as retrieval times, indexing, searching, and data processing may slow down, reducing efficiency. Costs are another significant factor, with larger datasets potentially leading to higher storage and bandwidth fees. Managing large datasets requires robust backup and recovery solutions, which can be more complex and expensive. Ensuring data integrity becomes more challenging with big data volume, increasing the risk of corruption. Additionally, compliance with regulatory requirements and the implementation of stringent security measures for large datasets can be resource-intensive. Finally, usability issues arise as accessing, collaborating on, and visualizing large datasets can be cumbersome, necessitating specialized tools and techniques. Therefore, evaluating a repository's capability to efficiently and cost-effectively handle large data volumes is crucial to meet current and future needs.

Data Size as Possible Concern in Repository Choice

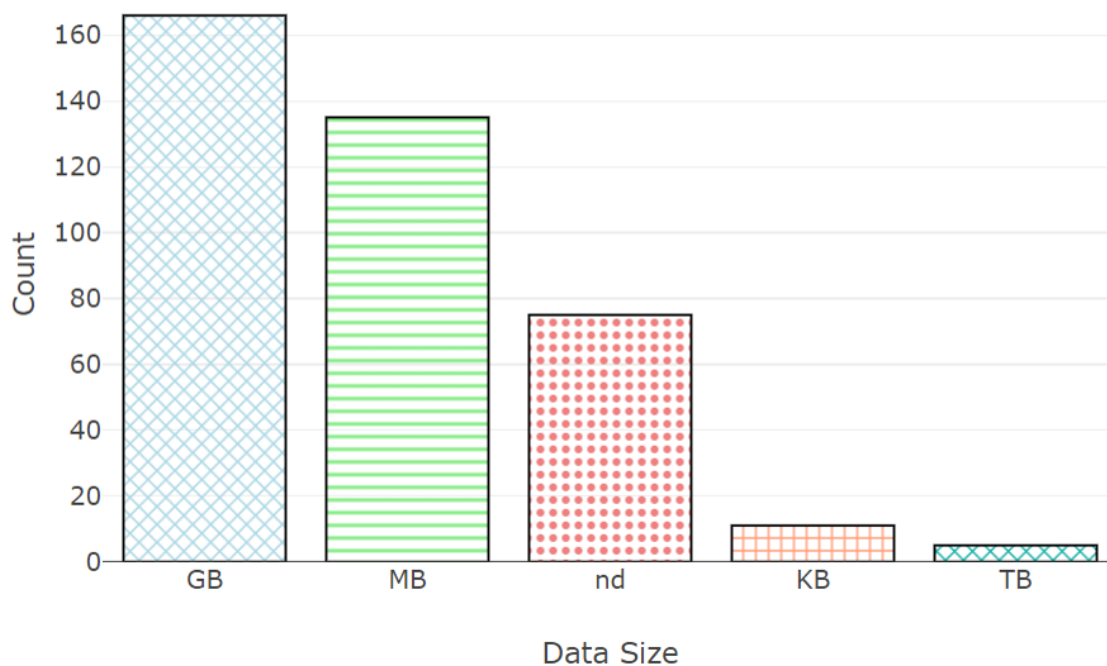


Figure 12: Data size expected by researchers for data entries.

As we can see from Figure 12, 166 data entries are estimated to be in the bandwidth of gigabytes, 135 in megabytes, 11 in kilobytes, and only five appear to be problematic in the terabyte range, while for 75 data points, researchers didn't provide information in the first version of the DMP.

2.4.1 Which repositories are the most popular among researchers?

Table 4: Repositories chosen by researchers for long-term preservation

Repository	Freq	URL
AMS Acta	109	https://amsacta.unibo.it/
Zenodo	94	https://zenodo.org/
Open Science Framework	34	https://osf.io/
Chemotion	12	https://chemotion.net/
FiVeR	9	https://fiver.ifvcns.rs/
AMS Historica	2	https://historica.unibo.it/
OpenAgrar	2	https://www.openagrar.de/content/index.xml
Springer website	2	https://www.springer.com/
European Nucleotide Archive	2	https://www.ebi.ac.uk/ena/browser/home

Table 4 displays the most popular repositories among researchers. AMS Acta, the institutional repository of the University of Bologna, ranks the highest with 109 entries, followed by Zenodo, which is widely used by the scientific community and supports Horizon Europe-funded projects, with 94 entries. Researchers often choose these repositories because they offer open access and align with funder requirements for data sharing.

Since the DMPs for month six are still under review, the final decision has not yet been made for 82 data entries. Researchers are still undecided between repositories, as follows, in order of preference: Zenodo and AMSActa (52), AMSActa and Zenodo (9), Zenodo and Bulgarian Portal for Open Science (8), Zenodo and ioChem-BD (6), OpenAgrar and Zenodo (4), Zenodo and MAST (2), European Nucleotide Archive and GenBank (1).

Some discipline-specific repositories are also popular, such as Chemotion for chemistry data and Open Science Framework for general research workflows. Other platforms like FiVeR and OpenAgrar, repositories for agricultural data, are chosen by researchers in those specific fields. The presence of multiple repositories for one dataset, such as Zenodo with ioChem-BD or Bulgarian Portal for Open Science, highlights that in some cases, researchers still need to make a clear choice at month six.

Overall, the popularity of repositories reflects a balance between institutional preferences, funder requirements, and discipline-specific needs, with a clear preference for open and widely recognized platforms that support long-term accessibility.

2.5.1 How many researchers make their DMP public?

Most researchers opt to make their DMPs public, reflecting a commitment to transparency and openness in research practices. Out of the 29 projects analyzed, 20 DMPs are publicly accessible, allowing the wider community to benefit from the research data management strategies employed. However, seven DMPs are marked as sensitive due to privacy, intellectual property rights (IPR), or ethical concerns. These DMPs are kept restricted to protect sensitive information or adhere to confidentiality agreements.

Additionally, for two projects, the decision on whether the DMP will be made public is still pending. These may be awaiting further clarity on data protection or collaboration agreements, or final decisions on data sharing policies.

This data suggests a growing trend towards openness but also highlights the importance of addressing privacy and IPR concerns that may necessitate restricted access.

2.6.1 What is the rate of projects using at least one standard?

Out of the 29 projects, 7 have adopted standards for their datasets, covering 15 individual datasets. The relatively low adoption rate of standards across projects indicates that while there is some awareness of the importance of using standards to ensure interoperability, data quality, and reusability, most projects do not prioritize them or belong to fields where standardized approaches are less established.

The use of standards is crucial in ensuring that data can be easily understood and reused by other researchers, as it involves applying common formats, vocabularies, or protocols. However, the findings suggest that more outreach or training may be necessary to encourage the broader adoption of standards, particularly in projects with complex or diverse datasets.

Research question 3: is there an interdisciplinarity approach in data production within the University?

The third research question aims to verify if there is interdisciplinarity in the production of data at UniBO. Therefore, for this research question, we considered only the data newly produced by at least one UniBO researcher within the sample projects. Two theoretical premises are in order:

1. It is difficult to find a unique and consolidated definition of interdisciplinarity.
2. In the collected sample, cases of interdisciplinarity are few, so the data analysis for this research question will be predominantly qualitative.

Regarding the first theoretical premise, we clarify that the definition of interdisciplinarity we adopt in this paper is linked to the Italian academic context, which is based on a national system of scientific-disciplinary sectors (SSD).

Scientific-disciplinary sectors (SSD) are a set of disciplinary areas, defined by the Italian Ministry for University and Research, aimed at categorizing higher education and scientific research in Italian universities. It is therefore a taxonomic classification like many other existing and well-established taxonomies which define subject areas and subject categories of research, but in this case the classification is made by a top-level structure of the state administration, so it has a formal value at the local Italian level.

The last updated version of the SSD (scientific-disciplinary sectors) system was published in May 2024 (*D.M. 2 maggio 2024, n. 639, Determinazione dei gruppi scientifico-disciplinari*). However, in this study we use the old system of SSD since our research started before the new system was approved. Apart from different denominations, the two systems are very similar: for a table of equivalence of the two systems, see Annex B of the Ministry Decree n. 639 dated 02.05.2024 (*D.M. 2 maggio 2024, n. 639, Determinazione dei gruppi scientifico-disciplinari - Allegato B*).

SSDs are assigned both to courses and people, therefore professors and researchers. The relationship between departments and the SSDs of affiliated scholars is a complex one: some SSDs obviously converge in certain departments (for instance, SECS-P/08 Economics and Business Management in the Department of Management), but often we find the SSDs in more than one department (for instance, INF-01 Computer Science is an SSD present at the Department of Computer Science and Engineering as well as at the Department of Philology and Italian Studies, and at the Department of Legal Studies, and so on.) At the University of Bologna, the relationship between departments and the number of SSDs is not always the same. There are departments with many SSDs (for example, the Department of Modern Languages, Literatures, and Cultures hosts 28) and departments with fewer SSDs (for example, the Department of Chemistry hosts 8).

The choice to consider the SSD in addition to the research unit (department) of the creator or project PI was made in favor of greater granularity and precision: the SSD is a much more specific indicator than the department in identifying the disciplinary field in which the research activity of the researcher is situated.

Furthermore, the use of the SSD for this analysis is also justified by the local dimension of the analysis: since we consider only the datasets generated by at least one researcher from UniBO, using the national SSD system does not affect the quality of the analysis.

However, the choice of using the SSDs has a significant limitation: some new (or even not so new) fields of scientific research, usually born from interdisciplinary research, are not represented by the (rather traditional) SSD system and therefore are not considered in the analysis but are distributed into different SSDs. An example is Digital Humanities, which is currently not an SSD, but is basically divided between library studies, literary and computer fields and related SSDs.

Despite all limitations, we chose SSDs as indicators of interdisciplinarity. Specifically, in analyzing the data, we attempted to track interdisciplinarity in the following ways:

- 1) By tracing the relationships between the SSD of the dataset creator and the SSD of the project principal investigator: specifically, cases where the creator's SSD does not coincide with the project PI's SSD were analyzed.
- 2) By tracing cases where two creators with different SSDs collaborated in generating a dataset, including both cases where one of the two SSDs coincides with the project PI's SSD, and cases where neither of the two SSDs coincides with the project PI's SSD.
- 3) By investigating whether this interdisciplinarity is also reflected in the types of data produced. In other words: what kind of data is produced in an interdisciplinary research context? Or is the type of data produced strictly related to the thematic area?
- 4) By investigating whether this interdisciplinarity manifests more or less frequently in collaborative projects or individual projects.

Concerning the relation between the SSD of the dataset creator and the SSD of the PI, there are 72 cases (rows, data entries) where the SSD of at least one of the creators does not coincide with the SSD of the PI (out of 392 – about 18%). These cases can be classified as follows:

- 'Mild interdisciplinarity': even if the SSDs of the creator and the PI are different, they are still similar or adjacent in the SSD table, both referring to the same disciplinary field of research, e.g., Agricultural economics and rural appraisal (AGR/01) and Agronomy and field crops (AGR/02). In case there is more than one creator, all the SSDs of all the creators coincide or are adjacent to that of the PI. There are 39 cases out of 72 of this type, about 54% of the cases of interdisciplinarity, 10% of the total sample.
- 'Strong interdisciplinarity': at least one SSD of the creators (or the SSD of the sole creator) does not coincide with that of the PI and is not even similar. These cases amount to 33 out of 72, about 46% of the cases of interdisciplinarity, 8% of the total sample.

SSDs from different research areas within the SSD table can still be similar and 'typical' of corresponding department or unit. This raises the question of whether such cases genuinely represent interdisciplinarity.

Coming to the second part of the analysis for RQ3, there are 34 cases (rows, data entry) of multiple creators with different SSDs. However, in 21 cases out of 34, creators have the same SSD. Among the remaining 13 cases, only eight are the SSDs of the researchers not similar or adjacent in the SSD reference table.

Further, we investigated if the interdisciplinary approach is spread among all types of data produced by the various units, or if the type of data produced is strictly related to the subject area. Considering cases from RQ3.1, i.e., when the SSD of at least one of the creators does not coincide with the SSD of the PI, the most common types of data produced are textual (28 cases out of 72) and tabular data (22 cases out of 72), in line with the results of the data analysis of research question number 1 carried out on the entire sample.

Finally, we tried to understand if there is more of an interdisciplinary approach either in single-beneficiary projects or in collaborative projects. Considering cases from RQ3.1, i.e., when the SSD of at least one of the creators does not coincide with the SSD of the PI, we can say that cases of interdisciplinary research are more common in collaborative projects (67 cases out of 72) rather than in single-beneficiary projects.

Discussion and conclusions

The work presented in this article allowed us to gather a preliminary outline of the data landscape within the University of Bologna.

The analysis highlighted that some data types, namely texts and tabular data, are the most generated by the researchers of the university. This is not only true at a general level, but also when the analysis is conducted on almost all specific subject areas. Coherently, the most common data formats indicated in the DMPs are .txt and .csv, which are interestingly preservation-friendly formats.

It is also interesting to notice that, besides text and tabular data, other data types such as images and software are represented, even if not as frequently. The distribution of these data types is not even, but they are represented among all subject areas.

These results suggest that the word 'data' might still be considered in its common knowledge definition of 'a collection of discrete or continuous value that convey information' ('Data', 2024), instead of adhering to a broader definition, comprising all information necessary for the validation of research (University of Bologna, 2023). The presence of 'unconventional data', such as software and models, suggests that researchers are more and more aware of the diverse range of outputs generated during the research lifecycle. Taken together, these two outcomes suggest that times might be mature for a shift in the narrative: instead of fitting all research outputs into a broad definition of data and including them in the RDM and DMPs paradigm, the RDM community should consider a more holistic perspective of research outputs (Chiesa and Sikder, 2024), thus emphasizing the importance of proper managing the analytical processes, tools, and knowledge structures employed during analysis (Houweling and Willighagen, 2023).

The results also show that reusing pre-existing data when planning research activities is not very popular. Moreover, when analyzing datasets planning, we observed that even if most projects are foreseen to handle more than one data type, particularly collaborative ones, the tendency is to bundle same-type data in a single dataset, whereas more efficient ways of structuring datasets could be taken into consideration to reflect the research activities.

To understand these results, it is extremely important to keep in mind that the analysis is based on initial DMPs of Horizon funded projects, which are mandatory deliverables within the first six months of the activities. The early deadline might limit researchers' awareness of the overall data that will be reused and/or produced and the strategies that will be applied for proper data management. We also can't exclude that the simplified strategy used in most cases to describe datasets organization is influenced by the DMP being a compulsory task to be performed.

These results highlight possible areas of support that need to be covered by the stewards deployed within the institution, particularly in terms of training on research data management principles and policies. This action might foster an increase in researchers' awareness of the relevance of proper data management and of the best practices that they could adopt.

The analysis also showed that transversal themes influencing RDM, such as privacy compliance or IPR protection, are highly relevant for researchers working within the institution. Particularly, we observed that almost half of the analyzed projects have to deal with privacy issues, and we have to keep in mind that the examined sample lacks contribution from the medical area, where research is usually based on personal data treatment. These results suggest that applying an integrated approach to RDM, such as the one applied at UniBO, can be beneficial to support researchers by combining the diverse expertise that data stewards, librarians and legal experts can contribute (University of Bologna).

The results present a moderate awareness of data long-term preservation issues. In most cases, the chosen repositories are general-purpose, namely Zenodo and AMSActa (one of the University of Bologna institutional repositories), which grant the basics for data deposit in accordance with the FAIR principles and align with funders' requirements for data sharing. The choice of general-purpose repositories might be directed by the lack of subject-specific ones, as we can see that the discipline-oriented choice is more prevalent in some specific communities (e.g., agronomy and genetics).

The increasingly interdisciplinary research landscape, which we failed to capture in this work due to our limited dataset, puts an interesting accent on the balance between discipline-specific approaches and the need for data interoperability as a tool to ensure the sharing of common languages that allow data sharing and understanding (Credi, Fariselli, *et al.*, 2024).

These observations open new possible developments to RDM support within UniBO, and similar institutions, in terms of services and infrastructures. The actions of data stewards should be directed to promote RDM practices as a tool to improve research reproducibility and sharing both within the subject-specific communities and the broader scientific one. A centralized approach such as the one implemented at UniBO does not allow a specific targeting of data management issues with the single researcher and/or research group, but it rather offers an efficient strategy for advocacy and training on these topics. The broad use of the institutional repository as a tool to ensure long-term preservation of data identifies this infrastructure as a relevant asset of the University in supporting its researchers.

To conclude, having analyzed mostly month six DMPs restricted our perspective to researchers' intentions and does not allow us, at present, to have a clear picture of the researchers' actions during the project, whether they will follow or not the indications included in the DMP. It would be of great interest to gather this information in the future, by proceeding to a follow-up of this research, by applying the same methodology.

Data Availability Statement

Sara Coppini, Bianca Gualandi, Giulia Caldoni, Mario Marino, Silvio Peroni, Francesca Masini 2024. Mapping Research Data at the University of Bologna: Protocol. Protocols.io <https://dx.doi.org/10.17504/protocols.io.n2bvj87jpgk5/v2>

The steps described in the protocol have been implemented in the code: Marino, M., Caldoni, G., Coppini, S., & Gualandi, B. (2024). Mapping Research Data at the University of Bologna: Code (Version 01). Zenodo. <https://doi.org/10.5281/zenodo.14809078>

The research results, organized in an open tabular file, are available here: Coppini, S., Caldoni, G., Gualandi, B., & Marino, M. (2024). Mapping Research Data at the University of Bologna: Dataset (Version 01) [Data set]. Zenodo. <https://doi.org/10.5281/zenodo.14234555>

The data management plan of the research is available here: Gualandi, B., Caldoni, G., Coppini, S., & Marino, M. (2024). Mapping research data at the University of Bologna: Data Management Plan (Version 1). Zenodo. <https://doi.org/10.5281/zenodo.14385803>

Bibliography

- Akers, K.G. and Doty, J. (2013) 'Disciplinary differences in faculty research data management practices and perspectives', *International Journal of Digital Curation*, 8(2), pp. 5–26. Available at: <https://doi.org/10.2218/ijdc.v8i2.263>
- Basalti, C. et al. (2024) Recommendations for Data Stewardship Skills, Training and Curricula with Implementation Examples from European Countries and Universities. Zenodo. Available at: <https://doi.org/10.5281/zenodo.10573892>
- Borghini, J. and Van Gulick, A. (2022) 'Promoting Open Science Through Research Data Management', *Harvard Data Science Review* [Preprint]. Available at: <https://doi.org/10.1162/99608f92.9497f68e>
- Borgman, C.L. and Groth, P.T. (2024) From Data Creator to Data Reuser: Distance Matters, arXiv.org. Available at: <https://arxiv.org/abs/2402.07926v2> (Accessed: 6 September 2024)
- Chen, S. et al. (2024) 'Is interdisciplinarity more likely to produce novel or disruptive research?', *Scientometrics*, 129(5), pp. 2615–2632. Available at: <https://doi.org/10.1007/s11192-024-04981-w>
- Chiesa, S.D. and Sikder, S.K. (2024) 'Rethinking Data Management Planning: Introducing Research Output Management Planning (ROMPi) Approach', *Data Science Journal*, 23(1). Available at: <https://doi.org/10.5334/dsj-2024-034>
- Coppini, S. et al. (2023) 'Mapping Research Data at the University of Bologna: Protocol v2'. Available at: <https://doi.org/10.17504/protocols.io.n2bvj87jpgk5/v2>
- Coppini, S. et al. (2024) 'Mapping Research Data at the University of Bologna: Dataset'. Zenodo. Available at: <https://doi.org/10.5281/ZENODO.14234554>
- Credi, A., Fariselli, A.C., et al. (2024) Back to Fundamentals of Research: Interdisciplinarity. Position Paper. Alma Mater Studiorum - Università di Bologna. Available at: <https://doi.org/10.6092/UNIBO/AMSACTA/8074>
- Credi, A., Masini, F., et al. (2024) Back to the Fundamentals of Research: Reliability, Transparency and Reproducibility. Position Paper. [object Object]. Available at: <https://doi.org/10.6092/UNIBO/AMSACTA/7803>
- 'Data' (2024) Wikipedia. Available at: <https://en.wikipedia.org/w/index.php?title=Data&oldid=1262429545> (Accessed: 11 December 2024).
- DataCite Metadata Working Group (2019) 'DataCite Metadata Schema for the Publication and Citation of Research Data v4.2'. Available at: <https://doi.org/10.5438/RV0G-AV03>
- DG for Research and Innovation (EC) (2021) Horizon Europe, open science: early knowledge and data sharing, and open collaboration. Publications Office of the European Union. Available at: <https://data.europa.eu/doi/10.2777/18252> (Accessed: 8 August 2024)

DG for Research and Innovation (EC) and EOSC Executive Board (2022) Strategic Research and Innovation Agenda (SRIA) of the European Open Science Cloud (EOSC). Publications Office of the European Union. Available at: <https://data.europa.eu/doi/10.2777/935288> (Accessed: 8 August 2024)

D.M. 2 maggio 2024, n. 639, Determinazione dei gruppi scientifico-disciplinari (no date). Available at: <https://www.mur.gov.it/it/atti-e-normativa/decreto-ministeriale-n-639-del-02-05-2024>

D.M. 2 maggio 2024, n. 639, Determinazione dei gruppi scientifico-disciplinari - Allegato B (no date). Available at: <https://www.mur.gov.it/sites/default/files/2024-05/Decreto%20Ministeriale%20n.%20639%20del%2002-05-2024%20-%20Allegato%20B.pdf>

EC (no date) Open science - European Commission. Available at: https://rea.ec.europa.eu/open-science_en (Accessed: 8 August 2024)

ECCC - Environment and Climate Change Canada et al. (2023) Report of the G7 Open Science - Research on Research Sub-Working Group. Ministère de l'enseignement supérieur et de la recherche. Available at: <https://doi.org/10.52949/32>

Fecher, B., Friesike, S. and Hebing, M. (2015) 'What Drives Academic Data Sharing?', PLOS ONE, 10(2), p. e0118053. Available at: <https://doi.org/10.1371/journal.pone.0118053>

Gualandi, B., Caldoni, G. and Marino, M. (2022) Research Data Management: Data Lifecycle. Available at: <https://doi.org/10.5281/ZENODO.7249051>

Gualandi, B., Pareschi, L. and Peroni, S. (2023) 'What do we mean by "data"? A proposed classification of data types in the arts and humanities', Journal of Documentation, 79(7), pp. 51–71. Available at: <https://doi.org/10.1108/JD-07-2022-0146>

Houweling, J. and Willighagen, E. (2023) 'Research Output Management', in Definitions. Qeios. Available at: <https://doi.org/10.32388/ZNWI7T.2>

LEGGE 19 novembre 1990, n. 341 (no date). Available at: <https://www.gazzettaufficiale.it/eli/id/1990/11/23/090G0387/sg>

Leonelli, S. (2018) 'Rethinking Reproducibility as a Criterion for Research Quality', in L. Fiorito, S. Scheall, and C.E. Suprinyak (eds) Research in the History of Economic Thought and Methodology. Emerald Publishing Limited, pp. 129–146. Available at: <https://doi.org/10.1108/S0743-41542018000036B009>

Li, B., Chen, S. and Larivière, V. (2023) 'Interdisciplinarity affects the technological impact of scientific research', Scientometrics, 128(12), pp. 6527–6559. Available at: <https://doi.org/10.1007/s11192-023-04846-8>

Marino, M. et al. (2024) 'Mapping Research Data at the University of Bologna: Code'. Zenodo. Available at: <https://doi.org/10.5281/ZENODO.14235080>

NIH (2020) NOT-OD-21-013: Final NIH Policy for Data Management and Sharing. Available at: <https://grants.nih.gov/grants/guide/notice-files/NOT-OD-21-013.html> (Accessed: 8 August 2024)

Park, H. (2022) 'The interdisciplinarity of research data: How widely is shared research data reused in the STEM fields?', *The Journal of Academic Librarianship*, 48(4), p. 102535. Available at: <https://doi.org/10.1016/j.acalib.2022.102535>

Parland-von Essen, J. et al. (2018) 'Supporting FAIR data: categorization of research data as a tool in data management', *Informaatiotutkimus*, 37(4). Available at: <https://doi.org/10.23978/inf.77419>

Perrier, L. et al. (2017) 'Research data management in academic institutions: A scoping review', *PLOS ONE*. Edited by S.B. Jadhao, 12(5), p. e0178261. Available at: <https://doi.org/10.1371/journal.pone.0178261>

Perrier, L., Blondal, E. and MacDonald, H. (2020) 'The views, perspectives, and experiences of academic researchers with data sharing and reuse: A meta-synthesis', *PLOS ONE*. Edited by P. Dorta-González, 15(2), p. e0229182. Available at: <https://doi.org/10.1371/journal.pone.0229182>

Puebla, I. and Lowenberg, D. (2024) 'Building Trust: Data Metrics as a Focal Point for Responsible Data Stewardship', *Harvard Data Science Review* [Preprint], (Special Issue 4). Available at: <https://doi.org/10.1162/99608f92.e1f349c2>

RDA (no date) 'RDA for Interdisciplinary Research - RDA', <https://www.rd-alliance.org/>. Available at: <https://www.rd-alliance.org/rda-disciplines/rda-for-interdisciplinary-research/> (Accessed: 4 December 2024)

Schröder, M. et al. (2020) 'Intra-consortia data sharing platforms for interdisciplinary collaborative research projects', *it - Information Technology*, 62(1), pp. 19–28. Available at: <https://doi.org/10.1515/itit-2019-0039>

Stokols, D. et al. (2003) 'Evaluating transdisciplinary science', *Nicotine & Tobacco Research*, 5(6), pp. 21–39. Available at: <https://doi.org/10.1080/14622200310001625555>

UNESCO (2021) *UNESCO Recommendation on Open Science*. UNESCO. Available at: <https://doi.org/10.54677/MNMF8546>

University of Bologna (2023) *Open Access and Open Science - the University policies*. Available at: <https://www.unibo.it/en/university/who-we-are/open-access-and-open-science> (Accessed: 11 December 2024)

University of Bologna (no date) *Open Science - University of Bologna*. Available at: <https://www.unibo.it/en/research/open-science> (Accessed: 11 December 2024)

Wilkinson, M.D. et al. (2016) 'The FAIR Guiding Principles for scientific data management and stewardship', *Scientific Data*, 3(1), p. 160018. Available at: <https://doi.org/10.1038/sdata.2016.18>

Figure Legends

Figure 1: Most popular data types.

Figure 2: Number of unique data types per dataset.

Figure 3: Number of unique data types per project.

Figure 4a: Variation of data types across single-beneficiary projects.

Figure 4b: Variation of data types across collaborative projects.

Figure 5: Variation of data types across subject areas.

Figure 6: New and reused data entries across all DMPs.

Figure 7: Data entries with precisely defined file formats across all DMPs.

Figure 8: Word cloud showing the most cited data formats in the DMPs.

Figure 9: Data entries showing where there is a need for personal data treatment.

Figure 10: Data entries personal data security strategy.

Figure 11: Sankey diagram showing how potential ethics, privacy and IPR issues may influence the levels of access.

Figure 12: Data size expected by researchers for data entries.