

Prioritized Planning for Continuous-time Lifelong Multi-agent Pathfinding

Alvin Combrink¹, Sabino Francesco Roselli¹, Martin Fabian¹

Abstract—Multi-agent Path Finding (MAPF) is the problem of planning collision-free movements of agents such that they get from where they are to where they need to be. Commonly, agents are located on a graph and can traverse edges. This problem has many variations and has been studied for decades. Two such variations are the *continuous-time* and the *lifelong* MAPF problems. In the continuous-time MAPF problem, edges can have non-unit lengths and agents can traverse them at any real-valued time. Additionally, agent volumes are often included. In the lifelong MAPF problem, agents must attend to a continuous stream of incoming tasks. Much work has been devoted to designing solution methods within these two areas. However, to our knowledge, the combined problem of continuous-time lifelong MAPF has yet to be addressed.

This work addresses continuous-time lifelong MAPF with agent volumes by presenting the fast and sub-optimal Continuous-time Prioritized Lifelong Planner (CPLP). CPLP continuously re-prioritizes tasks, assigns agents to them, and computes agent plans using a combination of two path planners; one based on CCBS and the other on SIPP. Experimental results with up to 400 agents on graphs with 4000 vertices demonstrate average computation times below 20 ms per call. In online settings where available time to compute plans is limited, CPLP ensures collision-free movement even when failing to meet these time limits. Therefore, the robustness of CPLP highlights its potential for real-world applications.

I. INTRODUCTION

Multi-agent Path Finding (MAPF) is the problem of planning collision-free movements for agents to get them from where they are to where they need to be.

Many methods exist for the many variants of the problem. In its most common form, time is discrete and agents are represented by points moving on a graph. Each edge takes unit-time to traverse and all agents move in lockstep. If any two agents occupy the same vertex or traverse the same (undirected) edge in opposite directions at the same time, a collision occurs [17, 10]. This problem has been studied for decades [4] and is NP-hard to solve for minimum *makespan*, *sum-of-arrival-times* and travelled distance [21].

Optimal solvers include M* [19], Increasing-cost tree search [15] and the seminal Conflict-based Search (CBS) [14]. Among the sub-optimal, heuristic-based solvers are Windowed Hierarchical Cooperative A* [16] which performs windowed planning for one agent at a time, bounded sub-optimal CBS [2] and Priority Inheritance with Backtracking [12] for fast planning of large numbers of agents with certain theoretical guarantees.

We gratefully acknowledge the Vinnova project CLOUDS (Intelligent algorithms to support Circular soLutions fOr sUustainable proDuction Systems), and the Wallenberg AI, Autonomous Systems and Software Program (WASP) funded by the Knut and Alice Wallenberg Foundation.

¹Division of Systems and Control, Department of Electrical Engineering, Chalmers University of Technology, Göteborg, Sweden {combrink, rsabino, fabian}@chalmers.se

In recent years, much focus has been directed toward the continuous-time variant MAPF_R, where edges can take any positive time to traverse and agents can traverse them at any time. In many cases, agent volumes are also considered. Safe Interval Path Planning (SIPP) [6] underlies many solution methods for MAPF_R, such as Continuous-time CBS (CCBS) [1], Satisfiability Modulo Theory-CBS [18] and PSIPP [7], among others.

Another variant of MAPF is the *lifelong*, or *online*, version. Here, agents must attend to a stream of incoming and a priori unknown tasks, which are completed when an agent occupies a respective task's target vertex some time after the task has been released to the system. Agents are not assumed to always be assigned a task, thus, methods for this problem must address idle agents. Substantial work has been done in this area too, such as token passing [11], Rolling horizon collision avoidance [9], a fast tailor-made scheduler [13], Primal₂ which uses reinforcement learning for decentralised path planning in partially observable environments [3], and concurrent planning and executing in an online setting, where plans are refined for as long as time constraints allow [22].

The shift towards continuous-time and lifelong planning brings MAPF closer to real-world industrial applications. However, the combined problem of lifelong MAPF in continuous-time (LMAPF_R) remains largely unexplored. This work addresses this gap by presenting a fast, sub-optimal solver for planning collision-free movements for agents with volumes on a graph in metric 2D space for lifelong MAPF.

The outline of the article is as follows: relevant background is given in Section II, followed by the problem definition in Section III. The planner is described in Section IV and experimentally evaluated in Section V. Finally, Section VI includes discussions and Section VII concludes the article.

II. BACKGROUND

Many approaches to solving the continuous-time lifelong MAPF exist. Here we review two common ones [6, 1] that the following work builds on.

A. SIPP

Safe Interval Path Planning (SIPP) [6] is a method to plan in continuous-time the motion of an agent in an environment with dynamic obstacles. If a dynamic obstacle intersects a vertex or edge during a certain time interval, then it is unsafe for an agent to also occupy the vertex or edge at any time within this interval since doing so would cause a collision. Thus, the combined movement of all obstacles gives for each vertex and edge a sequence of alternating safe and unsafe time intervals where agents can and cannot occupy it. A collision-free trajectory from an agent's current location and

time to a target location can be planned by performing an A^* [5] search in the vertex-safe interval space.

B. CCBS

Continuous-time Conflict Based Search (CCBS) [1] extends CBS [14] to the MAPF_R problem. Given a set of agents on a graph, each with their respective start and target vertices, CCBS finds an optimal collision-free trajectory for each agent. CCBS’s high-level algorithm is a best-first search in a binary constraint-tree. A node N in the tree represents a set N_{Π} containing one trajectory for each agent, and a set of constraints N_c . At the root node N^r , N_{Π}^r contains for each agent the shortest path from its current to target vertex without considering other agents, and $N_c^r = \emptyset$. N^r is inserted into the open set. At each iteration of the high-level search, a node N minimising an objective function over all nodes in the open set is selected. If no collisions are detected between the trajectories in N_{Π} , then N_{Π} is returned as the solution. However, if a collision is detected, say between agent a_1 performing an action m_1 at time t_1 and a_2 performing action m_2 at time t_2 , then two new nodes N^1 and N^2 are spawned. For $i = 1, 2$, $N_c^i = N_c \cup \{c_i\}$ where c_i forbids a_i from performing m_i within the interval $[t_i, t_i^u]$, where t_i^u is the earliest time where m_i can be performed without colliding with the other agent performing its action. All trajectories in N_{Π} are copied into N_{Π}^i except for a_i ’s path which is recomputed using CSIPP (the variant of SIPP used in [1]) to satisfy N_c^i .

C. Graph Pre-computation

Determining if arbitrary geometric shapes overlap can be computationally expensive, which is particularly undesirable in online systems. However, by assuming that all agent volumes are described by circles with the same radius and move with the same speed, [7, 20] describe how unsafe intervals for edge-vertex and edge-edge pairs can be pre-computed and stored in lookup tables for use during runtime.

III. PROBLEM DEFINITION

An LMAPF_R problem is a tuple $\langle \mathcal{G}, \mathcal{A}, \mathcal{T}, v_s \rangle$ containing a graph $\mathcal{G} = \langle \mathcal{V}, \mathcal{E} \rangle$, a set of agents \mathcal{A} , a set of tasks \mathcal{T} , and a mapping $v_s : \mathcal{A} \rightarrow \mathcal{V}$ defining the agents’ respective start vertices.

\mathcal{G} is connected and directed, with $\mathcal{V} \subseteq \mathbb{R}^2$ being points in 2D space and edges $\mathcal{E} \subseteq \mathcal{V} \times \mathcal{V}$ connecting vertices. Agents move along edges with the same constant speed s and have circular shapes with radius r . When traversing an edge $e = \langle v_1, v_2 \rangle \in \mathcal{E}$, agents travel in a straight line from v_1 to v_2 , taking $\frac{|v_1 - v_2|}{s}$ time to do so. A collision occurs when two agents’ volumes overlap. In the case of circular agents with radius r , that is when the distance between the positions of two agents is less than $2r$.

\mathcal{T} is defined as a, possibly unbounded, multiset over $\mathcal{V} \times \mathbb{R}$, allowing for multiple instances of the same task. A task $\tau = \langle v_{\tau}, t_{\tau} \rangle \in \mathcal{T}$ specifies a target vertex v_{τ} and a release time t_{τ} . For τ to be completed, an agent must be located at v_{τ} at some time $t \geq t_{\tau}$. Knowledge of τ is only released to the system at $t = t_{\tau}$.

We define a *move action* as a tuple $\langle e, t \rangle \in \mathcal{E} \times \mathbb{R}$ (starting to traverse an edge e at time t) and a *wait action* as a triple $\langle v, t_1, t_2 \rangle \in \mathcal{V} \times \mathbb{R}^2$ (occupying vertex v from time t_1 until t_2). A plan π_a for an agent a is a sequence of move and wait actions.

A satisfying solution to an LMAPF_R problem provides a collision-free plan for each agent $a \in \mathcal{A}$, starting at vertex $v_s(a)$, such that all tasks in \mathcal{T} are completed as time $t \rightarrow \infty$. Throughput is defined as the number of completed tasks per time unit, and is typically used as a measurement of solution quality. In real-world settings, however, computation time is also a critical measurement to consider.

IV. METHOD

The proposed Continuous-time Prioritized Lifelong Planner (CPLP) is called whenever tasks enter the system or when an agent has reached the end of its plan. It invokes two low-level path planners, one based on CCBS and the other on SIPP.

We define the following helper functions for a plan π :

- FIRSTTIME(π): the time of the first move action in π .
- LASTTIME(π): the end-time of the last action in π . For a move action $\langle \langle v_1, v_2 \rangle, t \rangle$, the end-time is $t + |v_1 - v_2|/s$. For a wait action $\langle v, t_1, t_2 \rangle$, it is t_2 .
- LASTVERTEX(π): the last vertex of π .

A. Continuous-time Prioritized Lifelong Planner

CPLP maintains a set of released and uncompleted tasks, prioritizes them, assigns agents to them, and calls the two path planners to compute new agent plans. Whenever CPLP is called with new tasks or existing task are completed, task priorities and agent assignments are re-done, so that plans are adjusted according to new information. A new plan for an agent a extends the existing plan π_a , such that actions already in π_a are not altered or removed.

While there are released and uncompleted tasks, a specific task $\tau^* = \langle v_{\tau^*}, t_{\tau^*} \rangle$ together with its assigned agent a^* , is prioritized. For this task-agent pair, the CCBS-based path planner computes a set of plans such that a^* moves from LASTVERTEX(π_{a^*}) to v_{τ^*} and all idle agents are moved out of the way. The SIPP-based path planner, which aims to quickly find a short plan for each agent to move *toward* its task vertex without necessarily reaching it, is used to plan the non-prioritized agents in $\mathcal{A} \setminus \{a^*\}$ with assigned tasks.

This task/agent prioritization is similar to PSIPP [7] where, for each agent in order of priority, an entire plan from an agent’s start vertex to target vertex is computed. In the lifelong setting, however, we avoid planning entire trajectories for two reasons: First, this avoids plans based on old information. New tasks entering the system can be acted upon earlier when decided plans are shorter. Second, by computing shorter paths in less time more often, the computation is spread out over more calls to the planner. Thus, this can offer more predictability regarding the time that the algorithm needs to plan new paths.

We regard CPLP as more similar to Prioritized Inheritance with Backtracking (PIBT) [12], despite PIBT working with discrete time while PSIPP works with continuous-time. In

PIBT, one-step movements are planned for all agents at every time-step, in order of agent priority. The highest priority agent remains as such until it reaches its target vertex. Additionally, with minor assumptions on the graph, the algorithm guarantees that the highest priority agent will at every time-step move along its preferred edge. By recursion, the highest priority agent will eventually reach its target vertex. Since the highest priority agent is always an agent that has yet to reach its target vertex, reachability (defined by [12] as each agent reaching its assigned target vertex within a bounded time-limit) is guaranteed. However, it is not obvious how to directly apply PIBT to the continuous-time setting with agent vol, as the core algorithm relies on (1) all agents moving in lockstep, and (2) an agent’s movement disrupts at most one other agent. In LMAPF_R, agents do not generally move in lockstep since edges have non-unit lengths, and an agent’s movements can potentially disrupt several other agents.

Two strategies are used to address these challenges. First, when computing a plan for agent a , we assume all other agents a' remain at $\text{LASTVERTEX}(\pi_{a'})$ indefinitely after following their plans $\pi_{a'}$. Therefore, a ’s plan cannot move it to intersect the final position of a' after a' arrives there without simultaneously computing a new plan for a' to move it away. If this assumption is violated, by not also computing a new plan for a' , then to avoid a collision a plan moving a' out of the way would have to be computed afterwards, which may not guarantee a solution. Therefore, this guarantees non-collision movement for all agents following their assigned path and then waiting at the last planned vertex indefinitely. The second strategy has already been discussed, namely to compute a set of plans such that a^* gets to v_{τ^*} and idle agents are moved out of the way. If such a plan can be found, then the prioritized agent will get to its assigned task’s vertex, despite possibly multiple other agents being disrupted by a^* ’s movement. Using a solution-complete planner ensures that such a set of plans will be found if it exists. How CCBS is applied for this is discussed in Section IV-B. Additionally, given that all agents could in the worst case come to a rest at their last planned positions without collision, if the graph is well-connected and there is sufficient space for agents to maneuver (considering their volumes and the graph’s geometry), then we postulate that such a set of plans exists.

Pseudo-code for CPLP is presented in Algorithm 1, which takes as input the current time t_{curr} and a (possibly empty) set of newly released tasks \mathcal{T}_{new} , and returns the minimum $\text{LASTTIME}(\pi_a)$ over all agents $a \in \mathcal{A}$ with an assigned task. This time constitutes the latest time for CPLP to be called again, as π_a ends at this time and will need to be extended.

Before calling CPLP for the first time, the following variables are initialized:

$$\begin{aligned} \mathcal{T}^U &\leftarrow \emptyset, && \text{the set of uncompleted tasks} \\ \forall a \in \mathcal{A} : \tau_a &\leftarrow \text{None}, && \text{each agent’s assigned task} \\ \forall a \in \mathcal{A} : \pi_a &\leftarrow \langle \rangle, && \text{each agent’s plan} \\ \tau^* &\leftarrow \text{None}, && \text{the prioritized task} \\ a^* &\leftarrow \text{None}, && \text{the prioritized agent} \end{aligned}$$

Algorithm 1 Continuous-time Prioritized Lifelong Planner

```

1: procedure CPLP( $t_{curr}, \mathcal{T}_{new}$ )
2:
3:   ADDWAITACTIONS( $t_{curr}$ )
4:    $\mathcal{T}^U \leftarrow \mathcal{T}^U \cup \mathcal{T}_{new}$ 
5:   if  $\mathcal{T}^U = \emptyset$  then
6:     return None
7:
8:    $c \leftarrow \text{TASKCOMPLETION}(t_{curr})$ 
9:   if  $\mathcal{T}_{new} \neq \emptyset$  or  $c = \text{True}$  then
10:    UPDATETASKPRIORITIES( $t_{curr}$ )
11:    ASSIGNTASKS TOAGENTS
12:
13:   if  $\tau^* = \text{None}$  and  $\mathcal{T}^U \neq \emptyset$  then
14:      $\tau^* \leftarrow \arg \max_{\tau \in \mathcal{T}^U} p_\tau$ 
15:      $a^* \leftarrow a : \tau_a = \tau^*$ 
16:      $\Pi = \text{CCBS}(a^*, \tau^*)$ 
17:     for each  $\pi \in \Pi$  for agent  $a$  do
18:        $\pi_a.\text{extend}(\pi)$ 
19:
20:    $\bar{\mathcal{A}} \leftarrow \text{AGENTS BY TASK PRIORITY}$ 
21:   for each  $a \in \bar{\mathcal{A}} : \text{LASTTIME}(\pi_a) \leq t_{curr}$  do
22:      $\pi \leftarrow \text{SIPP}(a, \tau_a, t_{curr})$ 
23:     if  $\pi = \text{None}$  then
24:       continue
25:     else if  $\text{FIRSTTIME}(\pi) < \text{LASTTIME}(\pi_{a^*})$  then
26:        $\pi_a.\text{extend}(\pi)$ 
27:
28:   return  $\min_{a \in \mathcal{A} : \tau_a \neq \text{None}} \text{LASTTIME}(\pi_a)$ 

```

On line 3, $\text{ADDWAITACTIONS}(t_{curr})$ adds a wait-action to the plan of every agent that has been idle since the end of its last action until t_{curr} . That is, $\langle \text{LASTVERTEX}(\pi_a), \text{LASTTIME}(\pi_a), t_{curr} \rangle$ is appended to π_a for all $a \in \mathcal{A} : \text{LASTTIME}(\pi_a) < t_{curr}$. On lines 4-6, \mathcal{T}^U is updated with \mathcal{T}_{new} and if \mathcal{T}^U is empty then None is returned since there are no released and uncompleted tasks to attend to.

$\text{TASKCOMPLETION}(t_{curr})$ is called on line 8, where variables are updated if any task is completed. For each task $\tau \in \mathcal{T}$ which was completed by any agent at some time $t \leq t_{curr}$: τ is removed from \mathcal{T}^U , if an agent a is assigned to τ then $\tau_a \leftarrow \text{None}$, and if $\tau^* = \tau$ then $\tau^* \leftarrow \text{None}$ and $a^* \leftarrow \text{None}$.

On lines 9-11, if new tasks have been released to the system or any task was completed during this call, all task priorities are recalculated by $\text{UPDATETASKPRIORITIES}$, and all agents are reassigned tasks by $\text{ASSIGNTASKS TOAGENTS}$ based on the new priorities.

Any prioritization scheme can be used in $\text{UPDATE-TASKPRIORITIES}$, however, care must be taken to avoid tasks starvation. A simple scheme is used here; the priority for task τ is $p_\tau \leftarrow t_{curr} - t_\tau$ such that the longer a task has gone without completion, the higher its priority becomes.

In $\text{ASSIGNTASKS TOAGENTS}$, tasks are ordered in de-

scending priority and assigned to the agent with the lowest arrival time lower bound at the task’s vertex. That is, a task τ ($\tau \neq \tau^*$) is assigned to the agent $a \in \mathcal{A} \setminus \{a^*\}$ that minimizes $\text{LASTTIME}(\pi_a) + \text{SHORTESTPATHTIME}(v_l, v_\tau)$ where $v_l = \text{LASTVERTEX}(\pi_a)$ and $\text{SHORTESTPATHTIME}(v_l, v_\tau)$ is the time to traverse the shortest path from v_l to v_τ . In that case, $\tau_a \leftarrow \tau$ and a is excluded from further assignment.

On lines 13-18, if there is no designated highest priority task but there are uncompleted tasks in \mathcal{T}^U , then then task with the highest priority and its assigned agent are designated as τ^* and a^* , respectively. The CCBS-based path planner is then used to compute a set of plans Π to move a^* to v_{τ^*} and conflicting idle agents out of the way. Existing plans are then extended with the plans in Π .

On lines 20-26, all agents $a \in \mathcal{A} \setminus \{a^*\}$ with assigned tasks are ordered by their respective task’s priority, and for each task/agent pair in order of priority, the SIPP-based path planner is called to compute a short plan π . If a valid plan π is found and it begins before $\text{LASTTIME}(\pi_{a^*})$, then the agent’s existing plan π_a is extended with π .

Finally, on line 27, the earliest end time over all decided plans for agents with an assigned target is returned. This decides the next time to call CPLP to extend agent plans.

B. CCBS-based Path Planner

Unlike in CCBS, which is designed for the *offline* problem, CPLP plans only one agent to its target vertex while all other agents are idle. The CCBS algorithm does not natively handle idle agents, that is, agents performing an infinite wait-action $\langle v, t, \infty \rangle$ at a vertex $v \in \mathcal{V}$ from some time $t \in \mathbb{R}$. At the call of CCBS on line 16 of Algorithm 1, the set of paths at the root are initialized as $\text{SHORTESTPATH}(v_l, v_{\tau^*})$ for a^* , where $v_l = \text{LASTVERTEX}(\pi_{a^*})$, and $\langle \langle \text{LASTVERTEX}(\pi_a), \text{LASTTIME}(\pi_a), \infty \rangle \rangle$ for all other agents in $\mathcal{A} \setminus \{a^*\}$. If a collision occurs between a moving agent and an idle agent a_i , we compute a new path for a_i using CSIPP. However, instead of finding a path to a target vertex (as in the original CSIPP), we search for a path away from $\text{LASTVERTEX}(\pi_{a_i})$ such that the departure time from $\text{LASTVERTEX}(\pi_{a_i})$ is minimized and no other agent is scheduled to intersect a_i at the path’s destination vertex after a_i arrives there. The constraint-tree node where the collision was detected is reinserted into the open set with the updated path for a_i and no additional constraints.

C. SIPP-based Path Planner

The SIPP implementation, with a few modifications, follows that of [6, 7]. Recall that this planner is used to find a short plan for agent a from $\text{LASTVERTEX}(\pi_a)$ toward, but not necessarily to, its target vertex v_τ . Thus, in the A^* search of SIPP, where states are pairs of vertices and safe intervals, the value of a state $\langle v, [t_1, t_2] \rangle$ is equal to $t + \text{SHORTESTPATHTIME}(v, v_{\tau_a})$ where $t \in [t_1, t_2]$ is the arrival time at v . If a is not assigned a task ($\tau_a = \text{None}$), then the value of the state is simply t . For a state $\langle v, [t_1, t_2] \rangle$ to be a goal state, it cannot be the root state and $t_2 = \infty$ such that the agent can remain there indefinitely.

Additionally, recall that no agent is planned to intersect with another agent’s last planned position at any time after

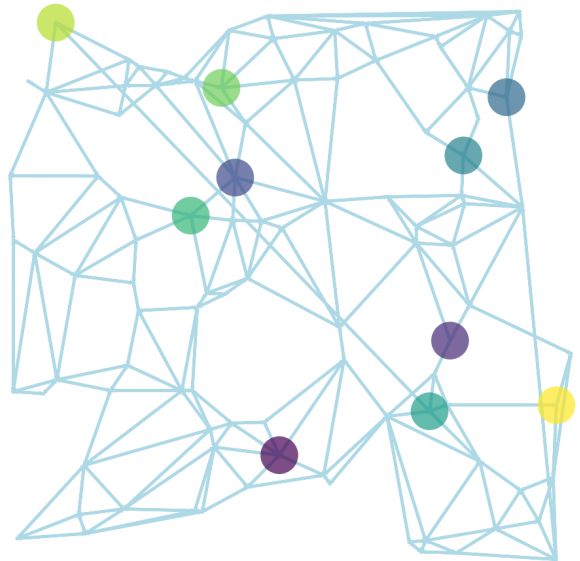


Fig. 1: Example of a randomly generated graph with 100 vertices and 10 agents.

it arrives there. This is not considered in the CCBS-based path planner since such collisions are inherently handled by adding constraints. In CPLP, however, this is handled when collecting successor nodes in the SIPP search; any edge and successor that intersects with an agent’s last planned position is removed.

V. EXPERIMENTAL EVALUATION

All experiments are run in Python 3.11 on a 2020 MacBook Air, Apple M1, 16 GB RAM, macOS Sequoia 15.3.

A. Instance Generation

Graphs with n_v vertices are generated by uniformly sampling $\lceil (1 + \gamma_1)n_v \rceil$ 2D points in an l -by- l space, forming a set of vertices. A constant vertex density is maintained by setting $l = 3\sqrt{n_v}$. The vertices’ Voronoi cells are used to create edges between them; any two vertices with bordering cells are connected. Overly uniform graphs are avoided by removing $\lceil \gamma_1 n_v \rceil$ sampled vertices and ensuring the graph remains connected. Finally, $\lceil \gamma_2 n_v \rceil$ sampled vertex pairs are connected to create crossing edges. In all experiments, undirected edges are used. The parameters γ_1 and γ_2 are set to 0.2 and 0.02, respectively. An example of a generated graph with set of agents is shown in Fig 1.

All instances are generated based on a given number of agents n_a . The number of vertices is set to $n_v = 10n_a$. Agent start vertices are sampled from \mathcal{V} , where no two agents begin in a collision. Although the lifelong MAPF conceptually never ends, for practical reasons, finite task sets are generated with each task being released at a finite time. Therefore, the number of tasks is set to $n_\tau = 10n_a$, each being generated by sampling a vertex $v \in \mathcal{V}$ and a time $t \in [0, n_\tau]$. Thus, the average task release rate is 1 in all experiments. Both agent radius r and speed s are set to 1.

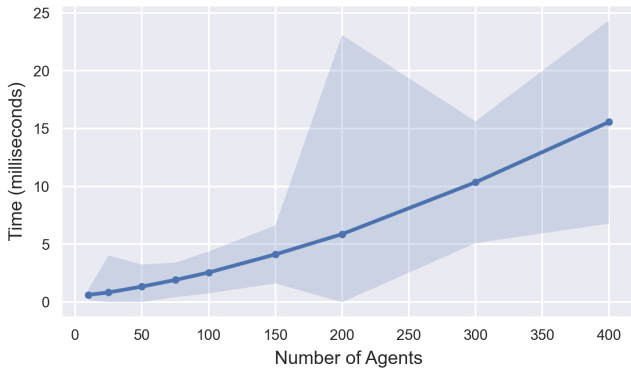


Fig. 2: Average computation time per call to CPLP, over number of agents. The shaded area shows the standard deviation (clipped to minimum 0).

B. Results

We ran 10 instances for each $n_a \in [10, 25, 50, 75, 100, 200, 300, 400]$. Fig 2 shows the average and standard deviation of the computation time per call to CPLP. With up to 400 agents, the average time remains below 20 ms. However, as shown by the shaded area, the standard deviation of the computation time, some calls take significantly longer than the average. In these cases, it is the CCBS-based path planner that requires more computation time. Experiments are being run to evaluate under which circumstances this occurs. Despite this, the average computation time displays predictable scaling with the number of agents.

Table I shows the average throughput, that is, the total number of tasks divided by the time when the last task was completed. Since 1 task per time-step is released on average, this sets the upper-bound on the achievable throughput. As can be seen, the throughput increases with more agents, eventually stabilizing at 94% of the optimum. Future experiments will increase the task release rate in order to find the maximum achievable throughput for each number of agents.

An interesting metric for online path planners compares the time it takes to plan with the distance of the planning horizon, which is how far into the future the plan is valid. Ideally, the computation time should be less than the planning horizon, otherwise the planner will not be able to keep up with real-time demands. CPLP is called at some time t_{curr} , takes t_{comp} to perform its computations, and returns the time for when it must be called again, t_{next} . Thus, the planning horizon is $t_{next} - t_{curr}$ and a desired value for the ratio $t_{comp}/(t_{next} - t_{curr})$ is less than 1. Table I shows the average value for this ratio over calls to CPLP. On average, the values stay below 1. However, the standard deviation varies significantly, largely due to fluctuations in the computation time.

Finally, the average time required to perform graph pre-computations is shown in Figure 3. For the largest graph tested, containing 4000 vertices, pre-computations took, on average, less than 140 seconds. In practical settings where agents move on a single graph such that the pre-computation is only required once, this is manageable.

TABLE I: Mean and standard deviation of throughput and computation time divided by the planning horizon distance for each call to CPLP, given for each number of agents.

| n_a | Throughput | Comp. Time / Planning Horizon |
|-------|------------------|-------------------------------|
| 10 | 0.83 ± 0.054 | 0.027 ± 0.66 |
| 25 | 0.90 ± 0.010 | 0.388 ± 31.0 |
| 50 | 0.93 ± 0.011 | 0.020 ± 0.01 |
| 75 | 0.94 ± 0.005 | 0.082 ± 5.25 |
| 100 | 0.94 ± 0.006 | 0.051 ± 2.16 |
| 150 | 0.94 ± 0.007 | 0.148 ± 12.3 |
| 200 | 0.94 ± 0.004 | 0.075 ± 1.45 |
| 300 | 0.94 ± 0.005 | 0.243 ± 20.4 |
| 400 | 0.94 ± 0.004 | 0.256 ± 6.83 |

VI. DISCUSSION

The proposed CPLP demonstrates average runtimes and computation time divided by planned horizons within practical ranges for hundreds of agents. However, variance in the runtime can hinder real-world application since agent plans must be computed *before* the time at which they begin. Therefore, the value for t_{curr} must be larger than the actual time when CPLP is called, such that the paths are returned before t_{curr} . By reducing the difference between t_{curr} and the actual time when CPLP is called, the delay between a task being released and the planner acting upon it is lower but the risk of the planner returning paths after t_{curr} is larger. To this end, computation-times with low variance is desirable.

In our experiments, these sporadic and high runtimes are due to the CCBS-based path planner. CCBS is designed to find optimal solutions; however, in this setting, sub-optimal solutions found quickly are sufficient. Importantly, even in cases where paths are not returned before t_{curr} , CPLP ensures collision-free movement if agents remain idle upon reaching the end of their decided plans.

Additionally, recent findings [8] have highlighted important considerations regarding CCBS’s terminatability and optimality trade-offs. Thus, this opens an avenue for future research into exploring alternative solvers to replace the CCBS-based path planner.

VII. CONCLUSIONS

This work presented a fast, sub-optimal solver CPLP for the continuous-time lifelong MAPF problem with agent volumes. CPLP combines CCBS and SIPP-based path planning

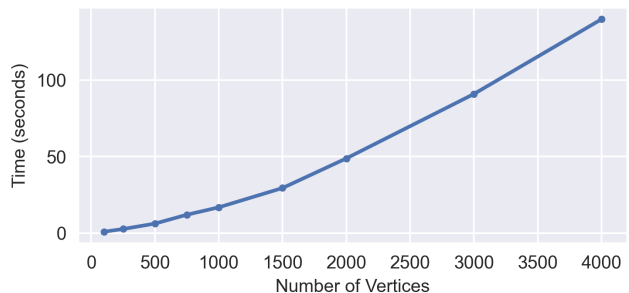


Fig. 3: The average time to perform graph pre-computations, over the number of vertices.

to compute agent plans online, while guaranteeing collision-free movement even in cases where CPLP is unable to extend decided paths within time constraints.

Experimental results demonstrate computation times within practical ranges for up to 400 agents on graphs with up to 4000 vertices. These findings highlight the potential of CPLP for real-world applications such as warehouse automation and autonomous fleet coordination, where dynamic task assignment and collision-free movements are crucial. Ensuring collision-free movement under computational delays further enhances its robustness in practical scenarios.

Additional experiments are currently being run to benchmark the planner with different numbers of agents and vertices, task release rates and more instances, in order to gain more insight into the behavior of the planner under varying conditions.

Future work will focus on exploring alternatives to the CCBS-based path planner in order to reduce computation time variance. Testing CPLP in real-world environments will also help validate its applicability further.

In conclusion, this work contributes to the field of MAPF by offering a practical solution for the lifelong MAPF problem in continuous-time with agent volumes.

REFERENCES

- [1] Anton Andreychuk et al. “Multi-agent pathfinding with continuous time”. In: *Artificial Intelligence* 305 (2022), p. 103662.
- [2] Max Barer et al. “Suboptimal variants of the conflict-based search algorithm for the multi-agent pathfinding problem”. In: *Proceedings of the International Symposium on Combinatorial Search*. Vol. 5. 1. 2014, pp. 19–27.
- [3] Mehul Damani et al. “PRIMAL₂: Pathfinding via reinforcement and imitation multi-agent learning-lifelong”. In: *IEEE Robotics and Automation Letters* 6.2 (2021), pp. 2666–2673.
- [4] Michael Erdmann and Tomas Lozano-Perez. “On multiple moving objects”. In: *Algorithmica* 2 (1987), pp. 477–521.
- [5] Peter E Hart, Nils J Nilsson, and Bertram Raphael. “A formal basis for the heuristic determination of minimum cost paths”. In: *IEEE transactions on Systems Science and Cybernetics* 4.2 (1968), pp. 100–107.
- [6] Kazumi Kasaura, Mai Nishimura, and Ryo Yonetani. “Prioritized safe interval path planning for multi-agent pathfinding with continuous time on 2D roadmaps”. In: *IEEE Robotics and Automation Letters* 7.4 (2022), pp. 10494–10501.
- [7] Kazumi Kasaura, Mai Nishimura, and Ryo Yonetani. “Prioritized safe interval path planning for multi-agent pathfinding with continuous time on 2D roadmaps”. In: *IEEE Robotics and Automation Letters* 7.4 (2022), pp. 10494–10501.
- [8] Andy Li, Zhe Chen, and Danial Harabor. “CBS with Continuous-Time Revisit”. In: *arXiv preprint arXiv:2501.07744* (2025).
- [9] Jiaoyang Li et al. “Lifelong multi-agent path finding in large-scale warehouses”. In: *Proceedings of the AAAI Conference on Artificial Intelligence*. Vol. 35. 13. 2021, pp. 11272–11281.
- [10] Hang Ma. “Graph-based multi-robot path finding and planning”. In: *Current Robotics Reports* 3.3 (2022), pp. 77–84.
- [11] Hang Ma et al. “Lifelong multi-agent path finding for online pickup and delivery tasks”. In: *arXiv preprint arXiv:1705.10868* (2017).
- [12] Keisuke Okumura et al. “Priority inheritance with backtracking for iterative multi-agent path finding”. In: *Artificial Intelligence* 310 (2022), p. 103752.
- [13] Francesco Popolizio et al. “Online Conflict-Free Scheduling of Fleets of Autonomous Mobile Robots”. In: *2024 IEEE 20th International Conference on Automation Science and Engineering (CASE)*. IEEE. 2024, pp. 3063–3068.
- [14] Guni Sharon et al. “Conflict-based search for optimal multi-agent pathfinding”. In: *Artificial intelligence* 219 (2015), pp. 40–66.
- [15] Guni Sharon et al. “The increasing cost tree search for optimal multi-agent pathfinding”. In: *Artificial intelligence* 195 (2013), pp. 470–495.
- [16] David Silver. “Cooperative pathfinding”. In: *Proceedings of the aaai conference on artificial intelligence and interactive digital entertainment*. Vol. 1. 1. 2005, pp. 117–122.
- [17] Roni Stern et al. “Multi-agent pathfinding: Definitions, variants, and benchmarks”. In: *Proceedings of the International Symposium on Combinatorial Search*. Vol. 10. 1. 2019, pp. 151–158.
- [18] Pavel Surynek. “Multi-agent path finding with continuous time viewed through satisfiability modulo theories (SMT)”. In: *arXiv preprint arXiv:1903.09820* (2019).
- [19] Glenn Wagner and Howie Choset. “M*: A complete multirobot path planning algorithm with performance bounds”. In: *2011 IEEE/RSJ international conference on intelligent robots and systems*. IEEE. 2011, pp. 3260–3267.
- [20] Thayne T Walker and Nathan R Sturtevant. “Collision detection for agents in multi-agent pathfinding”. In: *arXiv preprint arXiv:1908.09707* (2019).
- [21] Jingjin Yu and Steven LaValle. “Structure and intractability of optimal multi-robot path planning on graphs”. In: *Proceedings of the AAAI Conference on Artificial Intelligence*. Vol. 27. 1. 2013, pp. 1443–1449.
- [22] Yue Zhang et al. “Planning and execution in multi-agent path finding: models and algorithms”. In: *Proceedings of the International Conference on Automated Planning and Scheduling*. Vol. 34. 2024, pp. 707–715.