

Permutation Learning with Only N Parameters: From SoftSort to Self-Organizing Gaussians

Kai Uwe Barthel
Visual Computing Group
HTW Berlin
Berlin, Germany
0000-0001-6309-572X

Florian Tim Barthel
Vision and Imaging Technologies
Fraunhofer HHI
Berlin, Germany
0009-0004-7264-1672

Peter Eisert
Vision and Imaging Technologies
Fraunhofer HHI
Berlin, Germany
0000-0001-8378-4805

Abstract—Sorting and permutation learning are key concepts in optimization and machine learning, especially when organizing high-dimensional data into meaningful spatial layouts. The Gumbel-Sinkhorn method, while effective, requires N^2 parameters to determine a full permutation matrix, making it computationally expensive for large datasets. Low-rank matrix factorization approximations reduce memory requirements to $2NM$ (with $M \ll N$), but they still struggle with very large problems. SoftSort, by providing a continuous relaxation of the argsort operator, allows differentiable 1D sorting, but it faces challenges with multidimensional data and complex permutations. In this paper, we present a novel method for learning permutations using only N parameters, which dramatically reduces storage costs. Our approach builds on SoftSort, but extends it by iteratively shuffling the N indices of the elements to be sorted through a separable learning process. This modification significantly improves sorting quality, especially for multidimensional data and complex optimization criteria, and outperforms pure SoftSort. Our method offers improved memory efficiency and scalability compared to existing approaches, while maintaining high-quality permutation learning. Its dramatically reduced memory requirements make it particularly well-suited for large-scale optimization tasks, such as "Self-Organizing Gaussians", where efficient and scalable permutation learning is critical.

Index Terms—Permutation Learning, Visual Image Exploration, Sorted Grid Layouts

I. INTRODUCTION & RELATED WORK

Learning permutations is a fundamental challenge in machine learning, computer vision, and optimization. Many real-world problems, such as ranking, assignment, and sorting, require finding an optimal arrangement of elements [13], [15], [16]. However, learning permutations efficiently is computationally challenging due to the discrete nature of permutation matrices, which prevents direct gradient-based optimization.

While our proposed permutation learning method has broad applicability across various fields, this paper focuses on its use in distance-preserving grid layout algorithms for visual image sorting and 3D scene reconstruction in 3D Gaussian Splatting [7]. Sorting images based on similarity enhances visual perception, enabling users to efficiently explore hundreds of images simultaneously. In 3D scene reconstruction, organizing each scene attribute into a sorted 2D grid improves spatial correlation, and the resulting high-dimensional maps can be compressed using standard codecs, achieving substantial reductions without sacrificing rendering quality.




Fig. 1. Example of grid-based sorting for 1024 random RGB colors sorted by SoftSort (left) and the new proposed approach using the newly proposed ShuffleSoftSort (right). The loss function minimizes the average color distance of neighboring grid cells.

A. Permutation Learning

One of the most well-established approaches to differentiable permutation learning is the *Gumbel-Sinkhorn* method [11], which relaxes discrete permutations into doubly stochastic matrices and applies Sinkhorn normalization. This allows learning of approximate permutations in an end-to-end differentiable manner. However, this approach requires storing and computing an N^2 matrix with N being the number of elements to be sorted, making it impractical for large-scale problems.

To reduce memory costs, *low-rank factorization techniques* have been proposed, such as the "Kissing to Find a Match" method [4]. These methods approximate permutation matrices using a low-rank decomposition, requiring only $2NM$ parameters (with $M \ll N$). While this significantly reduces memory usage compared to Gumbel-Sinkhorn, it may still be too memory-intensive for very large problems.

An alternative approach is *SoftSort* [14], a continuous relaxation of the argsort operator that enables differentiable sorting. Unlike Gumbel-Sinkhorn, SoftSort requires only N parameters, making it highly memory-efficient. However, its inherent limitation to 1D sorting restricts its use in complex permutation tasks like assignment problems or distance-preserving grid layouts.

In this paper, we extend SoftSort to learn permutations with only N parameters while overcoming its quality limitations and enabling multi-dimensional sorting.

B. Heuristic Distance-Preserving Grid Layout Algorithms

Distance-Preserving Grid Layouts optimize the assignment of objects or images to grid positions by aligning spatial proximity with the similarity relationships of their feature vectors. Various algorithms have been proposed for arranging vectors on a 2D grid, most of which rely on heuristic methods that offer efficient performance. However, recent research [2] has demonstrated that gradient-based learning techniques can produce sorted grid layouts with superior sorting quality compared to traditional approaches. In the following sections, we present a brief overview of the most commonly used non-learnable methods.

A *Self-Organizing Map* (SOM) [8], [9] uses a grid of map vectors with the same dimensionality as the input vectors. It assigns these vectors to the most similar grid position and iteratively updates the map vectors based on their neighborhood.

A *Self-Sorting Map* (SSM) [17], [18] initializes grid cells with input vectors and employs a hierarchical swapping process. This method compares vector similarity with the average of their grid neighborhood, considering all possible swaps within a set of four cells.

Linear Assignment Sorting (LAS) [3] merges the concepts of SOM (using a continuously filtered map) and SSM (performing cell swaps), extending the idea to optimally swap all vectors simultaneously. *Fast Linear Assignment Sorting* (FLAS) improves runtime efficiency by iterative swapping subsets, achieving sorting quality close to LAS.

Dimensionality reduction techniques like t-SNE [19] or UMAP [10] can be applied to project high-dimensional input vectors onto the 2D plane before rearranging them on the grid. Fast placement algorithms for this task are discussed in [5]. Linear assignment solvers, such as the Jonker-Volgenant Algorithm [6], can map these positions to the best grid locations.

C. Contributions

In [2], we introduced the first gradient-based grid sorting method using Gumbel-Sinkhorn. It ensures a valid permutation matrix while optimizing the grid arrangement for vector similarity, achieving superior sorting quality. However, its $\mathcal{O}(N^2)$ memory demand limits scalability for large datasets.

To address this challenge, we introduce *ShuffleSoftSort*, an extension of SoftSort designed to improve sorting performance with limited memory requirements.

- ShuffleSoftSort requires only N parameters. By using an iterated shuffling of the sorting indices, it iteratively reorders elements along different axes, enabling large-scale swaps not possible with SoftSort.
- We show that ShuffleSoftSort achieves comparable performance to low-rank methods such as *Kissing to Find a Match* at reduced memory requirements.
- By drastically reducing memory requirements compared to Gumbel-Sinkhorn while maintaining strong sorting performance, *ShuffleSoftSort* enables scalable permutation learning for large-scale optimization problems such as *Self-organizing Gaussians* or data visualization.

II. PROPOSED METHOD

Figure 2 illustrates the principle of permutation learning with the goal of estimating a permutation matrix P_{hard} that sorts the input vectors x into x_{sort} . Since P_{hard} is not differentiable, a continuous version P_{soft} is optimized by adjusting the K weights w based on a given loss function. The loss function ensures P_{hard} (a binarized version of P_{soft}) forms a valid permutation while satisfying the optimization requirements.

The following section discusses various *permutation approximation* approaches, beginning with existing methods and concluding with the proposed *ShuffleSoftSort* technique.

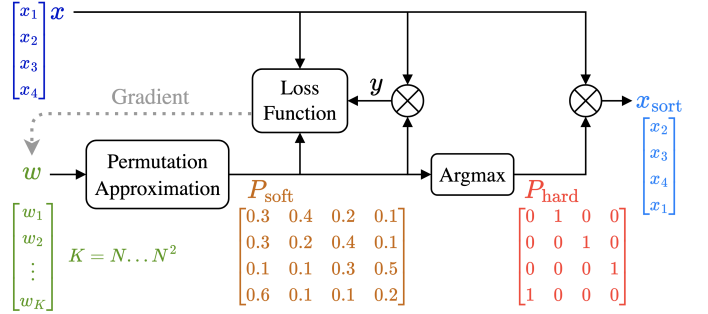


Fig. 2. Permutation learning optimizes the differentiable permutation matrix P_{soft} by adjusting the weights w based on a given loss function. The input vectors X are reordered into X_{sort} using P_{hard} , the binarized form of P_{soft} .

Gumbel-Sinkhorn uses iterative normalization of rows and columns of a matrix formed from the N^2 weight values, to ultimately produce a doubly stochastic matrix. The Gumbel-Sinkhorn operator introduces Gumbel noise to this process, allowing for the approximation of a permutation matrix P through a differentiable relaxation. A scaling factor τ controls the sharpness of the approximation, with smaller values of τ resulting in a closer approximation to a permutation matrix. Gumbel-Sinkhorn can generate high-quality permutations but has quadratic memory consumption.

To mitigate the high memory requirements of large permutation matrices, Droge et al. propose in their paper "*Kissing to Find a Match*" [4] a method based on *low-rank matrix factorization*. This approach involves two row-normalized matrices V and W of size $N \times M$, where $kissing_number(M) \geq N$. The permutation matrix is then approximated by $P \approx VW^T$, followed by scaling and row-wise softmax normalization.

Our new approach is based on *SoftSort*, which was originally developed as a continuous relaxation for the *argsort* operator. It is defined as

$$SoftSort_{\tau}^D(w) = softmax\left(\frac{-D(w_{sort}, w)}{\tau}\right), \quad (1)$$

with $D(w_{sort}, w)$ being the distance matrix between the sorted and the unsorted vector w . Row-wise softmax increases matrix elements at positions where elements coincide, while suppressing the others. With decreasing τ the matrix converges to the permutation matrix.

SoftSort produces valid permutations without iterated normalization, but is poorly suited for high-dimensional data due to its inherent one-dimensional sorting.

Figure 1 (left) shows a 2D sorting of RGB colors with SoftSort. Since the order of the elements in SoftSort is represented by a one-dimensional weight tensor, each change of a weight during learning leads to a shift of the element to be sorted along this one-dimensional order.



Fig. 3. 1D color arrangement highlighting SoftSort’s challenges (see text).

Figure 3 shows the problem using a 1D toy example. If the colors yellow and magenta were swapped, the color sorting according to minimum neighbor distance would be perfect. However, since reaching the target positions would require passing through the other colors, gradient-based learning would fail to find this path, as the quality would initially degrade. The same issue arises in Figure 1 when attempting to swap elements that are separated by multiple lines.

The following table summarizes the properties of the discussed permutation approximation methods, along with the characteristics of our proposed *ShuffleSoftSort* scheme. Stability here means how certain it is to obtain a valid permutation matrix without duplicates.

	Gumbel-Sinkhorn	Kissing	SoftSort	Ours
Number of Parameters K	N^2	$2NM$	N	N
Non-iterative normalization	no	yes	yes	yes
Quality	++	+	-	+
Stability	+	o	++	++

TABLE I
COMPARISON OF PERMUTATION APPROXIMATION METHODS

Our newly proposed approach, *ShuffleSoftSort*, retains the advantages of SoftSort, such as low memory usage and the ability to easily achieve valid permutations, while improving the quality of the permutations compared to SoftSort. Since SoftSort can only perform one-dimensional sorting, it struggles with problems like those shown in Figures 1 or 3. To solve this problem, we circumvent the one-dimensional constraint without altering the fundamental principle.

Our solution is to iteratively reorganize/shuffle the indices of the data to be sorted and then apply SoftSort using the updated one-dimensional indices. Rearranging the 1D order allows elements to be repositioned that would not have been possible in the original order. For 2D grid-based sorting, a practical approach is to map indices into a two-dimensional structure and alternate sorting along horizontal and vertical axes, enabling more substantial adjustments than SoftSort alone. Figure 4 shows the principle of ShuffleSoftSort for the alternating 2D organization of the indices.

This strategy extends to other permutation learning tasks, with the key idea of continuously modifying the index order to allow for greater flexibility in sorting. However, simply rearranging the data and performing repeated sorting on the shuffled indexing does not work, because each new SoftSort iteration would cancel the effect of the previous one. To prevent this, the weights of the next sorting step must be

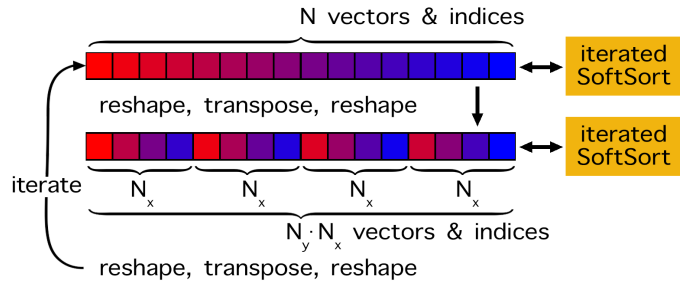


Fig. 4. ShuffleSoftSort improves sorting by iteratively applying SoftSort to the shuffled/reordered elements. For 2D grid-based sorting the N elements are first horizontally sorted with SoftSort. The resulting 1D indices are then reshaped into an $N_y \times N_x$ grid, transposed, and flattened back into 1D. These transformed indices are used in the next SoftSort iteration, resulting in a sorting in vertical direction, allowing more distant elements (according to the original 1D order) to be swapped. This entire process is repeated iteratively, progressively refining the permutation beyond SoftSort’s limitations.

initialized in a way that initially preserves the previous order. This can be achieved by setting the weights of the new SoftSort sorting in ascending linear order. The extent to which the old order is retained depends on the value of τ . During training, τ must be continuously decreased to successively reduce the influence of the neighboring elements. Algorithm 1 describes the ShuffleSoftSort sorting process.

Algorithm 1 ShuffleSoftSort

- 1: set τ_{start} , τ_{end} , runs, and SoftSort_iterations
- 2: vectors = input_vectors ▷ read n input vectors
- 3: indices = arange(0, n, 1) ▷ initialize indices linearly
- 4: for $i = 0$ to runs do
- 5: $\tau = \tau_{\text{start}} \cdot \left(\frac{\tau_{\text{end}}}{\tau_{\text{start}}}\right)^{\frac{i}{\text{runs}}}$ ▷ reduce τ
- 6: vectors, indices = shuffle(vectors, indices) ▷ shuffle jointly
- 7: net = SoftSortNetwork(n) ▷ new network, linear weights
- 8: vectors, indices = SoftSort_training(vectors, indices, τ)

For a memory-efficient implementation, it is crucial to compute the permutation matrix and the elements of the loss function, which would otherwise require N^2 elements, in a line-wise manner.

For grid-based sorting with ShuffleSoftSort, we use a loss function that can be efficiently computed in a separable manner. The loss builds on [2], incorporating the *neighborhood loss* L_{nbr} (the normalized average distance of neighboring grid vectors in horizontal and vertical directions). However, it avoids the computationally and memory-intensive distance matrix loss. Our used loss function is:

$$L(P) = \underbrace{L_{nbr}(P)}_{\text{smoothness term}} + \underbrace{\lambda_s L_s(P) + \lambda_\sigma L_\sigma(P)}_{\text{regularization terms}}. \quad (2)$$

We obtained the best results by combining two loss components to generate valid permutation matrices. The first regularization term, the *stochastic constraint loss* $L_s(P)$, ensures that P_{soft} converges to a doubly stochastic matrix by penalizing deviations from 1 in the column sums of the matrix:

$$L_s(P) = \frac{1}{N} \sum_j \left(\left(\sum_i P_{ij} \right) - 1 \right)^2 \quad (3)$$

The second term, $L_\sigma(P)$, is the *standard deviation loss*, which encourages P_{soft} to converge to a permutation matrix by ensuring that the standard deviation of the original and sorted vectors remains the same:

$$L_\sigma(P) = |\sigma_X - \sigma_Y|/\sigma_X. \quad (4)$$

The regularization parameters λ_s and λ_σ were set to 1 and 2 respectively. SoftSort typically produces a valid permutation matrix. In rare cases, where the columns of the permutation matrix contain duplicates, τ is decreased and the SoftSort iterations are extended until a valid permutation is achieved.

III. EXPERIMENTAL EVALUATION

In this section, we compare Gumbel-Sinkhorn, Kissing to Find a Match, and SoftSort with our newly introduced ShuffleSoftSort. The evaluation is conducted using 1024 randomly generated RGB colors. For consistency, we use the loss function from [2] for the first three methods, while ShuffleSoftSort employs its adapted version from eq. (2).

The table below compares these methods based on memory requirements for learnable parameters, runtime on an Apple M1 Max, and sorting quality, measured by Distance Preservation Quality (DPQ_{16}). As demonstrated in [3], DPQ_{16} is a perceptually driven metric that closely aligns with human visual judgment and strongly correlates with the mean similarity to neighboring elements. Figure 1 shows the images obtained with SoftSort and ShuffleSoftSort.

	Memory ↓	Runtime [s] ↓	Quality ↑
Gumbel-Sinkhorn [11]	1048576	226.8	0.913
Kissing [4]	26624	114.4	—*
SoftSort [14]	1024	110.7	0.698
ShuffleSoftSort (ours)	1024	52.0	0.854

*) invalid permutation

Further experiments are needed to optimize the parameter settings. However, this table already demonstrates the overall feasibility and effectiveness of the proposed approach, achieving high quality with lowest memory and computational demands. The runtimes are not optimal and only have a relative meaning, as the implementations were not created as optimized GPU applications. ShuffleSoftSort benefits from the fact that its loss function is considerably simpler than that of the other schemes. Notably, the kissing approach exhibits poor convergence due to its simple softmax normalization, often failing to produce valid permutation matrices.

IV. APPLICATIONS

A. Grid-based Image Sorting

Viewing large volumes of images is a cognitive challenge, as human perception becomes overwhelmed when too many images are displayed at once. To address this, most applications limit the visible images to around 20. However, sorting images based on the similarity of their visual feature vectors enhances navigation, allowing users to view hundreds of images simultaneously. This method is particularly useful

for stock agencies and e-commerce platforms, where efficient browsing is key.

Visual feature vectors, generated through image analysis or deep learning, help organize images by content. Low-level feature vectors, with tens of dimensions, are often more effective for sorting larger image sets, as they enable users to group similar images easily. In this study [3], we used 50-dimensional low-level feature vectors to capture the key visual properties for sorting. Applying grid-based sorting to these vectors results in organized, visually meaningful layouts, as shown below.




Fig. 5. Sorting example of a dataset of e-commerce images, simplifying navigation, browsing, and retrieval of large image databases.

B. Self-Organizing Gaussians

Another application for large scale permutation learning can be found in the field of 3D scene reconstruction, specifically in *3D Gaussian Splatting* (3DGS) [7]. 3DGS has found a lot of attention in recent years, as it solves several challenges in 3D scene reconstruction, such as rendering performance, photorealism, explicitness, or explainability compared to prior methods. On the downside, however, 3DGS suffers from very large storage sizes. This is because 3DGS stores a 3D scene as an unstructured point cloud with millions of data points, each consisting of several parameters like position, scale, orientation, opacity, base color and optionally spherical harmonics. As a result, larger scenes can take up several gigabytes of storage, making them less portable. This has motivated significant research [1] for efficient compression of these datasets. In contrast to other multimedia data, 3DGS data exhibits an interesting property, namely the ambiguity for point ordering. Any reshuffling of Gaussian Splats will lead to exactly the same results, which has been exploited by *Self-Organizing Gaussians* (SOG) [12]. Instead of storing the data points in vectors, SOG creates a sorted 2D grid for each of the scenes attributes, as shown in Figure 6, increasing

spatial correlation of neighboring points. By incorporating a 2D smoothness loss also in the optimization process of the ambiguous splat configurations, further gains can be achieved. The high dimensional maps are then compressed using standard image compression codecs, allowing for up to 40x storage reduction without compromising in rendering quality. The original SOG uses a heuristic non-differentiable sorting, given the large number of data points N . However, the proposed method offers gradient-based permutation learning also for such large datasets, requiring only the storage of N parameters instead of N^2 . This allows for optimally sorting millions of data points without exceeding the memory capacity and enabling end-to-end learning for scene reconstruction.




Fig. 6. Top: photorealistic rendering of a Gaussian Splatting scene; bottom: same Gaussians with all attributes sorted into a 2D grid using [12], which enforces high spatial correlation of points for efficient compression.

V. CONCLUSION

In this work, we have introduced ShuffleSoftSort, a novel approach to permutation learning that significantly reduces memory requirements while maintaining high sorting quality. By leveraging an iterative shuffling mechanism, our method improves scalability and enables efficient permutation learning with only N parameters, making it well-suited for large-scale optimization tasks. While we have demonstrated alternating sorting in horizontal and vertical directions for grid-based sorting, the method can easily be extended to higher dimensions, with more complex sorting patterns, or alternative shuffling

schemes. Compared to existing methods such as Gumbel-Sinkhorn and low-rank approximations, ShuffleSoftSort offers a more memory-efficient solution with only a slight loss of quality. Our results demonstrate that ShuffleSoftSort achieves strong sorting performance while drastically lowering memory demands, making it particularly valuable for applications such as Self-Organizing Gaussians and large-scale data visualization. Future work will explore further optimizations and extensions to multidimensional sorting, reinforcing the potential of differentiable sorting techniques in machine learning and optimization.

REFERENCES

- [1] M. Bagdasarian, P. Knoll, Y. Li, F. Barthel, A. Hilsmann, P. Eisert, and W. Morgenstern. 3dgs.zip: A survey on 3d gaussian splatting compression methods. In *Proc. Eurographics*. London, UK, May 2025.
- [2] K. U. Barthel, F. T. Barthel, P. Eisert, N. Hezel, and K. Schall. Creating sorted grid layouts with gradient-based optimization. In *Proc. International Conference on Multimedia Retrieval (ICMR)*, ICMR '24, p. 1199–1206, 2024. doi: 10.1145/3652583.3657585
- [3] K. U. Barthel, N. Hezel, K. Jung, and K. Schall. Improved evaluation and generation of grid layouts using distance preservation quality and linear assignment sorting. *Computer Graphics Forum*, 42(1):261–276, 2023. doi: 10.1111/cgf.14718
- [4] H. Droge, Z. Lahner, Y. Bahat, O. Martorell, F. Heide, and M. Möller. Kissing to find a match: Efficient low-rank permutation representation. In *Proc. Conf. Neural Information Processing Systems (NeurIPS)*. New Orleans, USA, Dec. 2023.
- [5] G. M. Hilaraca, W. E. Marcfljo-Jr, D. M. Eler, R. M. Martins, and F. V. Paulovich. A grid-based method for removing overlaps of dimensionality reduction scatterplot layouts. *IEEE Trans. on Visualization and Computer Graphics*, Aug. 2024.
- [6] R. Jonker and A. Volgenant. A shortest augmenting path algorithm for dense and sparse linear assignment problems. *Computing*, 38(4):325–340, 1987.
- [7] B. Kerbl, G. Kopanas, T. Leimkühler, and G. Drettakis. 3d gaussian splatting for real-time radiance field rendering. *ACM Transactions on Graphics (Proc. Siggraph)*, 42(4), Jul. 2023.
- [8] T. Kohonen. Self-Organized Formation of Topologically Correct Feature Maps. *Biological Cybernetics*, 43:59–69, 1982.
- [9] T. Kohonen. Essentials of the self-organizing map. *Neural Networks*, 37:52–65, 2013.
- [10] L. McInnes and J. Healy. Umap: Uniform manifold approximation and projection for dimension reduction. *CoRR*, 2018.
- [11] G. Mena, D. Belanger, S. Linderman, and J. Snoek. Learning permutations with gradient descent and the sinkhorn operator. In *Proc. Int. Conf. on Learning Representations (ICLR)*. Vancouver, Canada, 2018.
- [12] W. Morgenstern, F. Barthel, A. Hilsmann, and P. Eisert. Compact 3d scene representation via self-organizing gaussian grids. In *Proc. European Conference on Computer Vision (ECCV)*, pp. 18–34. Milan, Italy, Oct. 2025. doi: 10.1007/978-3-031-73013-9_2
- [13] F. Petersen, C. Borgelt, H. Kuehne, and O. Deussen. Monotonic differentiable sorting networks. In *Proc. Int. Conference on Learning Representations (ICLR)*, Apr. 2022.
- [14] S. Prillo and J. M. Eisenschlos. Softsort: A continuous relaxation for the argsort operator. In *Proc. 37th International Conference on Machine Learning (ICML)*, vol. 119, pp. 7793–7802, 2020.
- [15] R. Santa Cruz, B. Fernando, A. Cherian, and S. Gould. Visual permutation learning. *IEEE transactions on pattern analysis and machine intelligence*, 41(12):3100–3114, 2018.
- [16] R. Sinkhorn. A relationship between arbitrary positive matrices and doubly stochastic matrices. *The annals of mathematical statistics*, 35(2):876–879, 1964.
- [17] G. Strong and M. Gong. Data organization and visualization using self-sorting map. In *Proc. Graphics Interface*, pp. 199–206, 2011.
- [18] G. Strong and M. Gong. Self-sorting map: An efficient algorithm for presenting multimedia data in structured layouts. *IEEE Trans. Multim.*, 16(4):1045–1058, 2014.
- [19] L. van der Maaten and G. Hinton. Visualizing data using t-SNE. *Journal of Machine Learning Research*, 9:2579–2605, 2008.