

(ϵ, δ) Considered Harmful — Best Practices for Reporting Differential Privacy Guarantees

Felipe Gomez¹, Bogdan Kulynych², Georgios Kaissis³,
Jamie Hayes³, Borja Balle³, and Antti Honkela⁴

¹Harvard University

²Lausanne University Hospital

³Google DeepMind

⁴University of Helsinki

Abstract

Current practices for reporting the level of differential privacy (DP) guarantees for machine learning (ML) algorithms provide an incomplete and potentially misleading picture of the guarantees and make it difficult to compare privacy levels across different settings. We argue for using Gaussian differential privacy (GDP) as the primary means of communicating DP guarantees in ML, with the full privacy profile as a secondary option in case GDP is too inaccurate. Unlike other widely used alternatives, GDP has only one parameter, which ensures easy comparability of guarantees, and it can accurately capture the full privacy profile of many important ML applications. To support our claims, we investigate the privacy profiles of state-of-the-art DP large-scale image classification, and the TopDown algorithm for the U.S. Decennial Census, observing that GDP fits the profiles remarkably well in all three cases. Although GDP is ideal for reporting the final guarantees, other formalisms (e.g., privacy loss random variables) are needed for accurate privacy accounting. We show that such intermediate representations can be efficiently converted to GDP with minimal loss in tightness.

1 Introduction

Differential privacy (DP) (Dwork et al., 2006; Dwork & Roth, 2014) has emerged as the gold standard for privacy-preserving machine learning with provable privacy guarantees. The past two decades have seen significant progress in understanding the precise privacy properties of different algorithms as well as the emergence of many new privacy formalisms (Desfontaines & Pejó, 2020).

Despite the multitude of formalisms, the gold standard of reporting privacy guarantees has been to use (ϵ, δ) -DP (Dwork & Roth, 2014) with a fixed and small δ . The parameter δ is commonly suggested to be significantly smaller than $1/N$ for a dataset of N individuals, e.g., cryptographically small (Vadhan, 2017; Ponomareva et al., 2023), however, exact values vary in the literature, and δ is ultimately an arbitrary parameter that practitioners must choose ad-hoc. This arbitrariness leads to downstream problems, the most important of which is that the privacy budget ϵ is incomparable across algorithms (Kaissis et al., 2024). Additionally, (ϵ, δ) -DP with single δ is a poor representation of actual privacy guarantees of most practical machine learning algorithms, which leads to severe overestimation of risk when converting it to interpretable bounds on success rates of attacks aiming to infer private information in the training data (Kulynych et al., 2024), as illustrated in Fig. 1.

In this paper, we make the empirical observation that various practical deployments of DP machine learning algorithms, when analysed with modern numerical algorithms known as *accountants* (Koskela & Honkela, 2021; Gopi et al., 2021; Alghamdi et al., 2023; Doroshenko et al., 2022), are almost exactly characterized by a notion of privacy known as Gaussian DP (GDP) (Dong et al., 2022). In particular, we observe this behavior for DP large-scale image classification (De et al., 2022), and the TopDown algorithm for the U.S. Decennial Census (Abowd et al., 2022). This observation is also consistent with the fact that the privacy of the widely used Gaussian mechanism (Dwork & Roth, 2014) is perfectly captured by GDP, and according to the Central Limit Theorem of DP (Dong et al., 2022), the privacy guarantees of a *composed* algorithm, i.e., one that consists of many applications of simpler building-block DP algorithms, approach those of the Gaussian mechanism. This observation renders the arbitrary choice for δ moot. As we show, reporting the μ -GDP guarantee simultaneously (i) is more informative

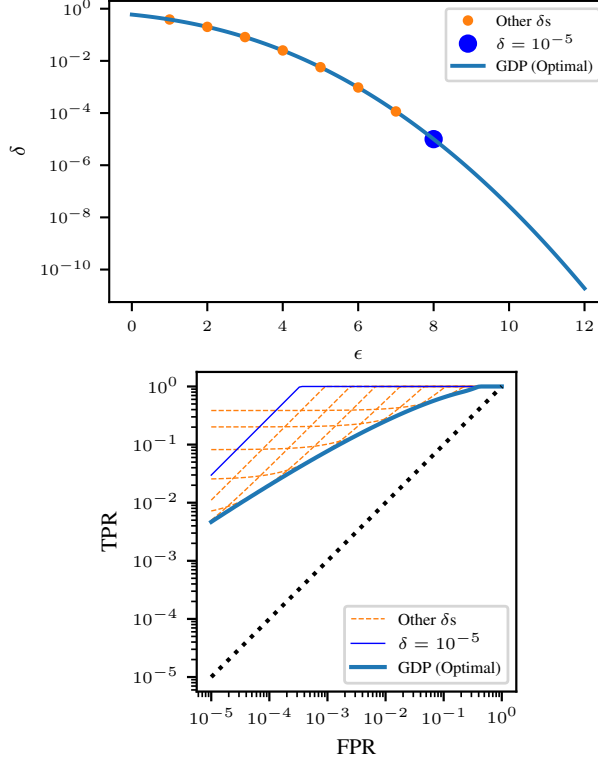


Figure 1: Top: $(\epsilon, \delta(\epsilon))$ profile of a DP algorithm calibrated for $\epsilon = 8, \delta = 10^{-5}$ (big blue dot). The profile is based on Gaussian DP which accurately models the privacy of many common DP algorithms as illustrated in Section 5. Bottom: Membership inference attack (Shokri et al., 2017) success bounds (maximum true positive rate (TPR) at fixed false positive rate (FPR)) for the same DP algorithm. The thin blue curve corresponding to bounds for $\epsilon = 8, \delta = 10^{-5}$ significantly underestimates the protection. The optimal bound (thick curve) is formed as a lower envelope of curves for different $\delta \in [0, 1]$, some of which are shown as dashed lines. The points corresponding to these curves are shown as orange dots in the top plot.

than any single (ϵ, δ) -DP guarantee, (ii) does not require any arbitrary choice in parameters, and (iii) is a more interpretable privacy guarantee.

Inspired by these observations, we call for the following:

We advocate for the DP community to move away from reporting ϵ at fixed δ as the standard for reporting privacy parameters. Instead, we propose to analyze the DP algorithms in terms of privacy profiles (Balle et al., 2018) or, equivalently, trade-off curves (Dong et al., 2022), e.g., using numerical accountants, and converting the result to a conservative μ -GDP guarantee for reporting. If the full privacy profile or trade-off curve is sufficiently close to that of a Gaussian mechanism, the μ -GDP guarantee will give an essentially complete picture of the privacy of the algorithm.

We recommend the recently proposed Δ -divergence over mechanisms (Kaissis et al., 2024) as the closeness metric. The full profile is essentially indistinguishable from μ -GDP if the value of this metric is small, e.g., at most 10^{-2} . If $\Delta > 10^{-2}$, the algorithm could provide stronger privacy than implied by the μ -GDP guarantee. If this difference is important for the application, we advocate to report a sufficiently complete trade-off curve, and sharing the code that enables to exactly reproduce it.

Summaries of DP guarantees are also needed for less technical users and to specify policies for privacy budgets. We recommend using μ -GDP for these purposes. In addition to the above considerations, μ -GDP's interpretability makes it clearly superior to (ϵ, δ) in these cases.

We provide a Python package which enables to perform all of these steps:¹

```
pip install gdpnum
```

¹<https://github.com/Felipe-Gomez/gdp-numeric>

2 DP Preliminaries

In this section, we review popular definitions and ways to quantify the privacy guarantees in DP proposed in the literature for readers with technical familiarity with DP terminology. A more detailed background discussion can be found in Appendix A. We begin with preliminaries, which cover notation used throughout the rest of this paper. We introduce pure and approximate DP, Rényi DP, zero-concentrated DP, and privacy profiles in Section 2.1. We introduce f -DP and μ -GDP in Section 2.2. We conclude with introducing a metric over mechanisms in Section 2.3.

Preliminaries A randomized algorithm (or mechanism) M maps input datasets to probability distributions over some output space. Let $S \in \mathbb{D}^N$ denote a dataset with N individuals over a data record space \mathbb{D} . We use $S \simeq S'$ to denote when two datasets are neighbouring under an (arbitrary) neighbouring relation. Let Θ denote the output space, and a specific output as $\theta \in \Theta$. We use $M(S)$ to denote both the probability distribution over Θ and the underlying random variable. We use $M \circ \tilde{M}$ to denote the adaptive *composition* of two mechanisms, which outputs $M(S)$ and $\tilde{M}(S)$, where M can also take the output of \tilde{M} as an auxiliary input.

Let (P, Q) denote absolutely continuous densities with respect to some measure over some domain \mathcal{O} . The following divergence is helpful:

Definition 2.1 (see, e.g., [Mironov, 2017](#)). The Rényi divergence of order $t > 1$ from distribution P to Q is:

$$D_t(P \parallel Q) = \frac{1}{t-1} \log \mathbb{E}_{o \sim Q} \left(\frac{P(o)}{Q(o)} \right)^t \quad (1)$$

and $D_1(P \parallel Q) = \mathbb{E}_{o \sim P} \log \frac{P(o)}{Q(o)}$.

2.1 Privacy Definitions

The standard definition of DP is as follows:

Definition 2.2 ([Dwork et al., 2006](#); [Dwork & Roth, 2014](#)). For $\varepsilon \in \mathbb{R}, \delta \in [0, 1)$, a mechanism M satisfies (ε, δ) -DP if for all $S \simeq S'$ and all measurable $E \subseteq \Theta$:

$$\Pr[M(S) \in E] \leq e^\varepsilon \Pr[M(S') \in E] + \delta. \quad (2)$$

We say that the mechanism satisfies *pure DP* if $\delta = 0$ and *approximate DP* otherwise. Most DP algorithms satisfy a continuum of approximate DP guarantees. We define the privacy profile of a mechanism as:

Definition 2.3 ([Balle et al., 2018](#)). A mechanism M has a privacy profile $\delta(\varepsilon)$ if for every $\varepsilon \in \mathbb{R}$, it is $(\varepsilon, \delta(\varepsilon))$ -DP.

There are also Rényi-divergence-based definitions of DP. We outline them below.

Definition 2.4 ([Mironov, 2017](#)). A mechanism M satisfies $(t, \rho(t))$ -RDP iff for all $S \simeq S'$:

$$D_t(M(S) \parallel M(S')) \leq \rho(t). \quad (3)$$

We say the mechanism satisfies ρ -zCDP ([Bun & Steinke, 2016](#); [Dwork & Rothblum, 2016](#)) if it satisfies $(t, \rho t)$ -RDP for all $t \geq 1$ and some $\rho \geq 0$.

In practice, the privacy profiles and Rényi divergences for complex algorithms, such as DP-SGD ([Abadi et al., 2016](#)), which involve *composition* and *amplification by subsampling*, are computed numerically via algorithms called accountants. These algorithms compute divergences to accuracy nearly matching the lower bound of a privacy audit where the adversary is free to choose the entire (often pathological) training dataset ([Nasr et al., 2021, 2023](#)). Given these results, we can treat the analyses of numerical accountants as precise. Their widespread availability and efficiency are foundational for the position we take in this work.

2.2 Hypothesis Testing Interpretation of DP

It is possible to interpret differential privacy, in particular privacy profiles, through the lens of membership inference attacks (MIAs) in the *strong-adversary model* (see, e.g., [Nasr et al., 2021](#)). In this framework, the adversary aims to determine if a given output $\theta \in \Theta$ came from $M(S)$ or $M(S')$ for some neighbouring datasets $S \simeq S'$.

Such an attack is equivalent to a binary hypothesis test (Wasserman & Zhou, 2010; Kairouz et al., 2015; Dong et al., 2022):

$$H_0 : \theta \sim M(S), \quad H_1 : \theta \sim M(S'), \quad (4)$$

where the MIA is modelled as a test $\phi : \Theta \rightarrow [0, 1]$ which associates a given output θ to the probability of the null hypothesis H_0 being rejected. We can analyze this hypothesis test through the trade-off between the attainable *false positive rate* (FPR) $\alpha_\phi \triangleq \mathbb{E}_{\theta \sim M(S)}[\phi(\theta)]$ and *false negative rate* (FNR) $\beta_\phi \triangleq 1 - \mathbb{E}_{\theta \sim M(S')}[\phi(\theta)]$. Dong et al. formalize the *trade-off function* and define *f-DP* as follows:

Definition 2.5 (Dong et al., 2022). A *trade-off function* $T(M(S), M(S')) : [0, 1] \rightarrow [0, 1]$ outputs the FNR of the most powerful attack at any given level $\alpha \in [0, 1]$:

$$T(M(S), M(S'))(\alpha) = \inf_{\phi: \Theta \rightarrow [0,1]} \{\beta_\phi \mid \alpha_\phi \leq \alpha\}. \quad (5)$$

We note that a function $f : [0, 1] \rightarrow [0, 1]$ is a trade-off function if f is convex, continuous, non-increasing, and $f(x) \leq 1 - x$ for $x \in [0, 1]$. We denote the set of functions with these properties by \mathcal{F} .

Definition 2.6 (Dong et al., 2022). A mechanism M satisfies *f-DP*, where $f \in \mathcal{F}$, if for all $\alpha \in [0, 1]$, we have $\inf_{S \simeq S'} T(M(S), M(S'))(\alpha) \geq f(\alpha)$.

Definition 2.6 implies that $\beta = f(\alpha)$ can be directly interpreted as a bound on the FNR = 1 - TPR of the worst-case strong-adversary membership inference attack with FPR α . Moreover, it also tightly bounds other notions of attack risk such as maximum accuracy of attribute inference or reconstruction attacks (Kaissis et al., 2023; Hayes et al., 2024; Kulynych et al., 2024).

This operational approach is an equivalent interpretation of privacy profiles:

Theorem 2.7 (Dong et al., 2022). A mechanism M is *f-DP* iff it satisfies $(\varepsilon, 1 + f^*(-e^\varepsilon))$ -DP for all $\varepsilon \in \mathbb{R}$, where f^* denotes the convex conjugate of f .

Corollary 2.8. A mechanism M satisfies $(\varepsilon, \delta(\varepsilon))$ -DP iff it is *f-DP* with:

$$f(\alpha) = \sup_{\varepsilon \in \mathbb{R}} \max\{0, 1 - \delta(\varepsilon) - e^\varepsilon \alpha, e^{-\varepsilon}(1 - \delta(\varepsilon) - \alpha)\}. \quad (6)$$

We remark that Corollary 2.8 implies that privacy curves $\delta(\varepsilon)$ from the numerical accountants discussed in Section 2.1 can be transformed into trade-off functions. Recently, Kulynych et al. (2024) showed that the resulting trade-off function is piece-wise linear—i.e., a linear interpolation of a set of breakpoints—and provided an efficient algorithm for computing these breakpoints. This algorithm (which we state as Algorithm 1 in Appendix A) forms the second foundation for our position in this work: it is now possible to numerically compute tight trade-off curves for arbitrarily composed and subsampled mechanisms. We conclude this section by introducing μ -GDP.

Gaussian Differential Privacy (GDP) is a special case of *f-DP* which conveniently characterizes common private mechanisms based on the addition of Gaussian noise:

Definition 2.9 (Dong et al., 2022). A mechanism M satisfies μ -GDP iff it is f_μ -DP with:

$$f_\mu(\alpha) = \Phi(\Phi^{-1}(1 - \alpha) - \mu), \quad (7)$$

where Φ denotes the CDF and Φ^{-1} the quantile function of the standard normal distribution.

2.3 A Metric Over Trade-Off Curves

The last concept we introduce is a recently proposed metric over private mechanisms. This metric is based on the hypothesis testing interpretation of DP, thus we define it in terms of trade-off functions in this paper.

Definition 2.10 (Kaissis et al., 2024). Given functions $f, \tilde{f} \in \mathcal{F}$, the Δ -divergence from f to \tilde{f} is:

$$\Delta(f, \tilde{f}) \triangleq \inf\{\kappa \geq 0 \mid \forall \alpha : f(\alpha + \kappa) - \kappa \leq \tilde{f}(\alpha)\}. \quad (8)$$

Moreover, the symmetrized Δ -divergence is defined as:

$$\Delta^{\leftrightarrow}(f, \tilde{f}) \triangleq \max\{\Delta(f, \tilde{f}), \Delta(\tilde{f}, f)\}. \quad (9)$$

Table 1: Comparison of approaches to summarise privacy guarantees in ML and their match to desiderata.

| Method | D1 | D2 | D3 |
|--|---------|---------|----------|
| | Compact | Ordered | Accurate |
| ε -DP | ✓ | ✓ | ✗ |
| (ε, δ) -DP (single δ) | ✓ | ✗ | ✗ |
| $(\varepsilon, \delta(\varepsilon))$ or f | ✗ | ✗ | ✓ |
| $(t, \rho(t))$ -RDP | ✓ | ✗ | ✗ |
| ρ -zCDP | ✓ | ✓ | ✗ |
| μ -GDP | ✓ | ✓ | ✓ |

Note that $f(\alpha) \leq \tilde{f}(\alpha)$ for all $\alpha \in [0, 1]$ implies that \tilde{f} is uniformly more private than f , in the sense that worst-case MIAs, attribute inference, or reconstruction attacks (Shokri et al., 2017; Yeom et al., 2018; Balle et al., 2022) are more accurate under f than under \tilde{f} . Intuitively, $\Delta(f, \tilde{f})$ quantifies how far down and left one needs to shift f so that \tilde{f} is more private. If $\Delta(f, \tilde{f})$ is small, this implies that f, \tilde{f} are close, thus the worst-case attacks have similar outcomes. Following Kaissis et al. (2024), we also refer to the value $\Delta(f, \tilde{f})$ as *regret* of reporting \tilde{f} over f . The symmetrized Δ^{\leftrightarrow} is a metric. This metric is the final building block needed to explain our position.

3 Desiderata for Reporting Privacy

Building on the advances detailed in Section 2, we argue that the DP community is well-positioned to rethink its conventional methods for reporting privacy guarantees. With the development of numerical accountants (Doroshenko et al., 2022) capable of computing trade-off curves to arbitrary accuracy (Kulynych et al., 2024), and the introduction of metrics for quantifying the distance between two trade-off curves (Kaissis et al., 2024), the tools available today far exceed those present when the current standards (reporting ε at sufficiently small δ) were established. In this section, we identify key criteria that any effective reporting standard should satisfy. We then show the limitations of the current approaches and present a more robust alternative.

Desideratum 1. Concise (one- or two-parameter) representation of privacy guarantees, with one of the parameters having the interpretation of a “privacy budget”.

This is a common goal in practice. For example, pure DP (Dwork et al., 2006) provided a single, clear, and worst-case bound ε on how much any individual’s data can influence an output of a mechanism. Moreover, under composition the ε parameter increases, which motivated the concept of a *privacy budget* being expended. This intuition was preserved with other privacy definitions such as RDP, zCDP, and GDP, the parameters of which also increase under composition. As a result, these guarantees are not only easy to interpret but also straightforward to report and manage. A profile approach, where one reports either the full privacy profile $\delta(\varepsilon)$ or trade-off curve f , does not satisfy this property.

Desideratum 2. The strength of privacy guarantees can be ordered based on the ordering of the parameters.

Let $\gamma, \gamma' \in \mathbb{R}$ denote privacy parameters for two mechanisms M, M' . If $\gamma \leq \gamma'$, then M is more private than M' . Such an order holds for the single-parameter definitions, but does not hold in general for the two-parameter families—approximate DP and RDP—as it is possible to choose $(\varepsilon, \delta), (\varepsilon', \delta')$ such that mechanism M is neither uniformly more or less private than M' (Kaissis et al., 2024).

Desideratum 3. The definition accurately represents privacy guarantees of common practical mechanisms.

The only information-theoretically complete representations of privacy guarantees for *all* mechanisms are the full privacy profile $\delta(\varepsilon)$ and the trade-off curve f , however, they do not satisfy Desideratum 1. If we want a compact representation, we must lose representational power for some mechanisms. This desideratum states that we should not lose representational power for the most commonly deployed mechanisms in practice.

The trade-off curve associated with a single (ε, δ) pair does not approximate well many practical mechanisms in machine learning, as we demonstrate in Figs. 1 and 2, and Section 5. Rényi-based definitions—RDP and zCDP—are known to not be able to precisely capture the trade-off curves (Balle et al., 2020; Asoodeh et al., 2021;

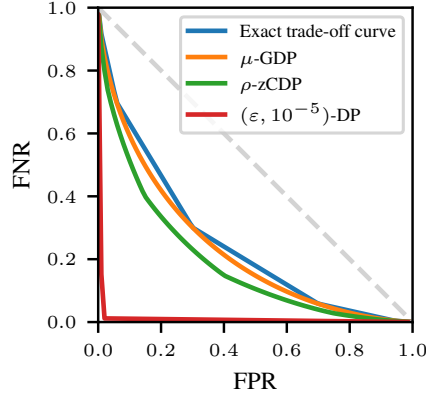


Figure 2: The trade-off curves describing the discrete Gaussian mechanism (Canonnet et al., 2020) with parameter $\sigma = 1$ and sensitivity 1. The exact curve was found using a numerical accountant from Doroshenko et al. (2022), μ was found using the proposed numerical technique in Section 4.1, $\rho = 1/2$ and the trade-off curve associated with ρ -zCDP was found using numerical optimization procedure described in Appendix A.6.

Zhu et al., 2022). We demonstrate this explicitly in Fig. 2, where we show that although ρ -zCDP provides a much tighter trade-off curve bound than approximate DP, the numerical accountants and GDP yield even tighter characterizations. Thus, out of the parameterizations in Section 2, only GDP and the profiles satisfy Desideratum 3.

Table 1 presents a summary of these desiderata.

4 Proposed Framework for Reporting Privacy

Given the discussion and desiderata from Section 3, we advocate for a two-tiered approach to reporting privacy guarantees. In Section 4.1, we overview the various algorithms and techniques used in our two-tiered approach. We detail the approach in Section 4.2 and Section 4.3.

4.1 Technical Details: Revisiting μ -GDP

We advocate for using μ -GDP as our privacy notion for reporting guarantees in machine learning. Although it is common to approximate the GDP guarantee using the Central Limit Theorem (Dong et al., 2022), we show how to obtain correct, i.e., pessimistic, GDP guarantee using numerical accountants.

As mentioned in Section 2.2, the trade-off curves generated by numerical accountants via Corollary 2.8 are linear interpolations of a set of breakpoints $\{\alpha_i\}_{i=1}^k$. We provide a detailed definition and derivation of this result in Appendix A. Following Desideratum 1 we seek to summarize the trade-off curve obtained from numerical accounting via a single parameter, the smallest possible μ such that the mechanism is μ -GDP. Specifically, we want to find:

$$\mu^* = \inf\{\mu \geq 0 \mid \forall \alpha : f_\mu(\alpha) \leq f(\alpha)\}. \quad (10)$$

A similar expression was used by Koskela et al. (2023), albeit under a different context. This μ^* parameter, if it is solvable, is tight in the sense that there is no $\mu' < \mu^*$ such that the mechanism is μ' -GDP. Given a piecewise linear trade-off curve f generated by points $\{\alpha_i, \beta_i\}_{i=1}^k$, μ^* can be efficiently solved for via:

$$\mu^* = \max_{i \in [k]} \{\Phi^{-1}(1 - \alpha_i) - \Phi^{-1}(\beta_i)\}. \quad (11)$$

We provide the details and the proof in Appendix B. This is straightforward to implement using grid search over the k -sized grid. For realistic algorithms, k is in the order thousands (Doroshenko et al., 2022), thus Eq. (11) runs in microseconds on commodity hardware.

We conclude this section by explaining how we quantify the goodness-of-fit of the μ^* -GDP guarantee to the given trade-off curve f . For this, we employ the symmetrized metric in Section 2.3, namely $\Delta^{\leftrightarrow}(f, f_{\mu^*})$. First, we observe that in our case it simplifies:

Proposition 4.1. Given a trade-off curve f and μ^* obtained via Eq. (10), we have:

$$\Delta^{\leftrightarrow}(f, f_{\mu^*}) = \Delta(f, f_{\mu^*}). \quad (12)$$

Moreover, we can compute it as follows:

$$\begin{aligned} \Delta^{\leftrightarrow}(f, f_{\mu^*}) &= \Delta(f, f_{\mu^*}) = \\ &= \inf\{\kappa \geq 0 \mid \forall i \in [k] : f(\alpha_i + \kappa) - \kappa \leq f_{\mu^*}(\alpha_i)\}. \end{aligned} \quad (13)$$

We provide the proofs and details in Appendix B. Eq. (13) can be numerically solved using binary search. Thus, for the μ^* obtained in Eq. (11), we can evaluate the accuracy of the GDP representation in terms of the Δ^{\leftrightarrow} metric. In a slight abuse of notation, in what follows we refer to the computed value of the metric as Δ , or *regret*. Next, we explain our two-tiered proposal for reporting privacy guarantees in ML.

4.2 Tier I: Report μ -GDP

In Tier I, we advocate for the following procedure:

1. Use numerical accounting to compute a tight trade-off curve f and its associated breakpoints $\{\alpha_i, \beta_i\}_{i=1}^k$ (see Section 2.2).
2. Use Eq. (11) to compute a tight μ^* -GDP guarantee. The parameter μ^* provides an *upper* bound on privacy risk and is *always safe to report*.
3. Compute the “goodness of fit” metric Δ from Eq. (13) to quantify how well μ^* bounds f .
4. If $\Delta < 10^{-2}$, then μ^* is a good fit for the trade-off curve f , and essentially captures the privacy guarantees.

As long as Δ is small, we advocate for reporting μ -GDP, which was shown to satisfy all three desiderata in Section 3.

A natural question that arises from this suggestion is why $\Delta < 10^{-2}$? We provide an operational interpretation of any given value of Δ . Consider *advantage* (Yeom et al., 2018; Kaissis et al., 2024; Kulynych et al., 2024):

$$\eta(f) \triangleq \max_{\alpha \in [0,1]} 1 - \alpha - f(\alpha), \quad (14)$$

i.e., the highest achievable difference between attack TPR and FPR, equivalent to the highest achievable normalized accuracy of MIAs.

Proposition 4.2. For any two valid trade-off curves $f, \tilde{f} \in \mathcal{F}$, we have that:

$$|\eta(f) - \eta(\tilde{f})| \leq 2\Delta^{\leftrightarrow}(f, \tilde{f}). \quad (15)$$

We provide the proof in Appendix C. Thus, the values $\Delta < 10^{-2}$ ensure that the highest advantage of MIAs is pessimistically over-reported by at most 2 percentage points. Additionally, we present empirical results in Appendix D that show that, on both standard and log-log scales, the μ^* -GDP trade-off curve closely follow the original f up to numeric precision for different instantiations of DP. We emphasize that Δ is *not* analogous to δ from approximate DP. Whereas δ can be interpreted as a “failure” probability that the privacy loss is higher than ϵ , no such interpretation holds for Δ . Indeed, Δ quantifies how close the lower bound μ^* -GDP is to f . There is no failure probability: μ^* is always a valid bound on f . However, it may result in a *loose* lower bound f_{μ^*} on the trade-off curve f (hence a loose upper bound on privacy loss). This looseness is what is captured by Δ .

4.3 Tier II: When GDP is not a Good Representation

If $\Delta > 10^{-2}$, we propose two approaches to reporting privacy guarantees. First, we recommend the deployers of privacy-preserving mechanisms share the code that could reproduce the trade-off curve of a given mechanism. Second, we also recommend reporting a tabulation of the trade-off curve $f(\alpha)$ for several values of α :

$$\alpha \in \{10^{-10}, 10^{-8}, 10^{-6}, 10^{-4}, 10^{-3}, 10^{-2}, 10^{-1}, \alpha^*\},$$

where $\alpha^* = \arg \max_{\alpha \in [0,1]} 1 - \alpha - f(\alpha)$ is the maximizer of Eq. (14) which achieves the highest advantage. Note that reporting $f(\alpha^*)$ is equivalent to reporting a $(0, \delta)$ -DP guarantee, and $f(\alpha^*) = \alpha^*$. If there are numerical issues in computing $f(\alpha)$ for very small α , we recommend reporting the values of α that are roughly $10\times$ the precision of the numerical algorithm. We emphasize the small α regime because this is the regime in which attacks such as MIAs are a relevant threat (Rezaei & Liu, 2021; Carlini et al., 2022).

Table 2: **Unlike ε with data-dependent values of δ , reporting μ enables correct comparisons of mechanisms in terms of privacy guarantees across settings and datasets.** The table shows the before and after comparison of Table 1 from De et al. (2022) using our proposed approach, i.e., reporting a conservative μ -GDP guarantee computed with numeric accounting. To convert (ε, δ) to μ , for the purpose of keeping this visualization compact, we take the smallest μ across different values of δ for each ε . The regret of reporting GDP over the *full privacy profile or the full trade-off curve* is $\Delta < 10^{-3}$ for all mechanisms (see Appendix D).

| Dataset | Pre-Training Data | Before | | | | | After | | | | | |
|------------|-------------------|--------------------|-------------------|-------------------|-------------------|-------------------|--------------------|--------------|--------------|--------------|-------------|------|
| | | Top-1 Accuracy (%) | | | | | Top-1 Accuracy (%) | | | | | |
| | | $\varepsilon = 1$ | $\varepsilon = 2$ | $\varepsilon = 4$ | $\varepsilon = 8$ | δ | | $\mu = 0.21$ | $\mu = 0.39$ | $\mu = 0.72$ | $\mu = 1.3$ | |
| CIFAR-10 | - | 56.8 | 65.9 | 73.5 | 81.4 | 10^{-5} | CIFAR-10 | - | 56.8 | 65.9 | 73.5 | 81.4 |
| ImageNet | - | - | - | - | 32.4 | $8 \cdot 10^{-7}$ | ImageNet | - | - | - | - | 32.4 |
| CIFAR-10 | ImageNet | 94.7 | 95.4 | 96.1 | 96.7 | 10^{-5} | CIFAR-10 | ImageNet | 94.7 | 95.4 | 96.1 | 96.7 |
| CIFAR-100 | ImageNet | 70.3 | 74.7 | 79.2 | 81.8 | 10^{-5} | CIFAR-100 | ImageNet | 70.3 | 74.7 | 79.2 | 81.8 |
| ImageNet | JFT-4B | 84.4 | 85.6 | 86.0 | 86.7 | $8 \cdot 10^{-7}$ | ImageNet | JFT-4B | 84.4 | 85.6 | 86.0 | 86.7 |
| Places-365 | JFT-300M | - | - | - | 55.1 | $8 \cdot 10^{-7}$ | Places-365 | JFT-300M | - | - | - | 55.1 |

5 Example Usage

In this section, we demonstrate how GDP can accurately represent privacy guarantees for several key machine learning algorithms.

DP-SGD DP-SGD (Abadi et al., 2016) is a common algorithm for ensuring DP in deep learning (see Appendix A.2 for the details of the algorithm). We empirically observe that the trade-off curve of DP-SGD with practical privacy parameters is close to Gaussian trade-off curve. As an example, we use noise scale $\sigma = 9.4$, subsampling rate $p = 2^{14}/50,000$, and 2,000 iterations, following the values used by De et al. (2022) to train a 40-layer Wide-ResNet to an accuracy of 81.4% on CIFAR-10 under $(\varepsilon = 8, \delta = 10^{-5})$ -DP. We observe in Fig. 4 that this algorithm is $\mu = 1.307$ -GDP with regret parameter $\Delta \approx 10^{-3}$, indicating that the $\mu = 1.307$ -GDP guarantee captures the privacy properties of the algorithm almost perfectly. See Appendix D for more figures similar to this one.

Furthermore, we reproduce Table 1 from (De et al., 2022) in Table 2, and compare their Table with a version using our proposed method side-by-side. Note that the version of the table that uses μ has one less column as there is no extra parameter δ to report.

We further investigate the regime over which a μ -GDP guarantee fits well for DP-SGD in Fig. 3. Darker colors denote a higher number of compositions. We observe that, for fixed noise parameter σ (i.e. fixed color in Fig. 3) and sampling probability, increasing compositions always leads to a better μ -GDP fit and a lower regret Δ . For fixed number of compositions (i.e., fixed darkness of the lines) and sampling rate, the higher the noise parameter σ the better is the μ -GDP fit. Moreover, there is a non-monotonic relation between the sampling rate and regret for fixed noise parameter σ and composition. This non-trivial dependence highlights the need for care when summarizing DP-SGD with a μ -GDP guarantee. From Fig. 3, however, we observe:

Rule of thumb. Any DP-SGD algorithm run with noise parameter $\sigma \geq 2$ and number of iterations $T \geq 400$ will satisfy a μ -GDP guarantee with regret less than 0.01.

Top-Down Algorithm Furthermore, we replicate the results from Su et al. (2024), which reanalysed the privacy accounting in the TopDown algorithm using f -DP, according to the privacy-loss budget allocation released on August 25, 2022 by the US Census Bureau. Their custom accounting code takes > 9 hours on 96×2 GB virtual CPUs. We (1) show that this accounting can be done in a few seconds on a commercial laptop and (2) that the TopDown algorithm is tightly characterized by GDP, achieving $\mu = 2.702$ -GDP. See Fig. 4 (middle).

Other algorithms Multiple practical DP algorithms for deep learning (Kairouz et al., 2021), synthetic data generation (Lin et al., 2023), privacy-preserving statistical modeling (Kulkarni et al., 2021; Rho et al., 2022; Räisä et al., 2024), are based on the composition of simple Gaussian mechanisms (see Appendix A). For such algorithms no accounting machinery is needed: GDP can be directly analyzed and reported.

Practical considerations Typical DP machine learning papers report results with (ε, δ) -DP with small integer powers of 0.1 as δ . In this section, we provide a conversion table between μ -GDP and (ε, δ) -DP with suggested replacements for commonly used values. See Table 3. The table also gives a practical illustration of the difficulty of interpreting (ε, δ) , as Gaussian mechanism with $(\varepsilon = 8, \delta = 10^{-9})$ is more private than $(\varepsilon = 6, \delta = 10^{-5})$.

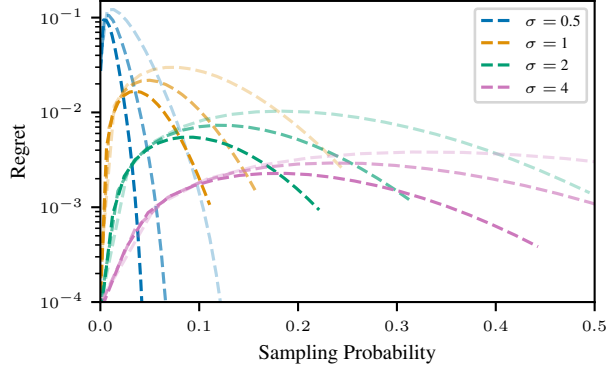


Figure 3: Worst-case regret values Δ as a function of the sampling rate in DP-SGD for various choices of noise parameter σ and compositions. We sweep over $T = \{400, 1000, 2000\}$ compositions, with darker lines indicating higher composition numbers.

Table 3: Values of μ corresponding to common values of (ε, δ) .

| $\varepsilon \downarrow / \delta \rightarrow$ | 10^{-5} | 10^{-6} | 10^{-9} |
|---|-----------|-----------|-----------|
| 0.1 | 0.03 | 0.03 | 0.02 |
| 0.5 | 0.14 | 0.12 | 0.09 |
| 1.0 | 0.27 | 0.24 | 0.18 |
| 2.0 | 0.50 | 0.45 | 0.35 |
| 4.0 | 0.92 | 0.84 | 0.67 |
| 6.0 | 1.31 | 1.20 | 0.97 |
| 8.0 | 1.67 | 1.53 | 1.26 |
| 10.0 | 2.00 | 1.85 | 1.54 |

6 Non-Uses of GDP and Open Problems

In this section, we show examples of DP definitions and primitives that are either not tightly characterized by GDP, or whose tight characterization in terms of GDP or privacy profiles is still an open problem. We provide the proofs of formal statements in Appendix C.

Pure DP mechanisms The mechanisms that are only known to satisfy ε -DP are not well-characterized by GDP.

Proposition 6.1. Any ε -DP mechanism satisfies GDP with $\mu = -2\Phi^{-1}\left(\frac{1}{e^\varepsilon + 1}\right)$.

Fig. 4 (right) shows the resulting trade-off curve. Although GDP tightly captures the point closest to the origin (corresponding to $(0, \delta)$ -DP) as well as $\alpha = 0$, it is suboptimal for other regimes. In particular, it is extremely conservative in the low α regime. One mechanism that is tightly characterized by ε -DP is randomized response.

Moreover, mechanisms that are only known to satisfy a single (ε, δ) -DP guarantee with $\delta > 0$ do not satisfy any non-trivial level of GDP.

Proposition 6.2. For any $\varepsilon \in [0, \infty)$, $\delta \in (0, 1]$, there exists an (ε, δ) -DP mechanism that does not satisfy GDP for any finite μ .

Exponential and Report-Noisy-Max Mechanisms Exponential mechanism (Dwork et al., 2006) is another standard DP mechanism that satisfies ε -DP, but is known to also satisfy a significantly tighter guarantee of $\frac{1}{8}\varepsilon^2$ -zCDP (Cesar & Rogers, 2021). Although there exist characterizations of exponential mechanism in terms of GDP for certain configurations (Gopi et al., 2022), it remains an open problem to see if closed-form expressions for GDP exist in general.

Exponential mechanism is a special case of Report-Noisy-Max mechanism (Dwork & Roth, 2014), which is used, e.g., in the PATE DP learning framework (Papernot et al., 2018, 2017). Similarly, GDP characterizations of general report-noisy-max mechanisms remain an open problem.

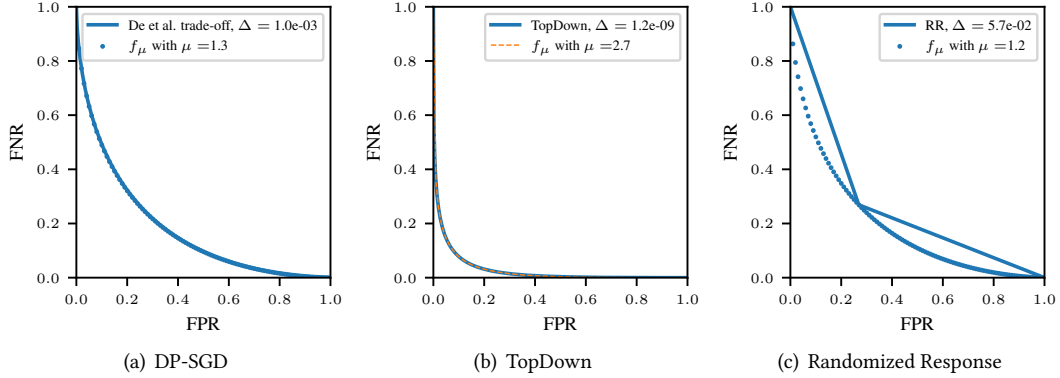


Figure 4: Numerically evaluated exact trade-off curves and best conservative μ -GDP bounds for (a) DP-SGD from De et al. (2022) with $\sigma = 9.4$, sampling rate $2^{14}/50,000$, and 2000 iterations; (b) the TopDown algorithm; and (c) Randomized Response with $\varepsilon = 1$.

7 Discussion

When considering reporting privacy guarantees, there are at least two distinct audiences to consider: i) regulators or others defining allowable privacy budget; ii) researchers and developers developing and comparing algorithms. Reporting μ -GDP would work especially well for Group (i), as it provides a compact representation of the full privacy profile that is common for many (although not all!) practical mechanisms. While μ -GDP will be very useful for users in Group (ii) as well, these users will sometimes need detailed analysis of mechanisms whose privacy properties are inaccurately captured by GDP. As there is no simple solution for accurately describing all mechanisms with a small number of parameters, addressing these needs requires reporting the full trade-off curve or privacy profile numerically, as we recommend in Tier II in Section 4.

Early work on GDP focused on deriving asymptotic approximations (Dong et al., 2022; Bu et al., 2020), but unfortunately these can lead to overoptimism (Gopi et al., 2021). Our proposal avoids this by always using conservative GDP bounds. As seen in Section 5, the cumulative privacy profile of a complex algorithm is much more likely to be accurately described by GDP. The GDP bound can be easily computed from standard numerical privacy accountants as described in Section 4.

8 Alternative Viewpoints

Are we not proposing another two-parameter definition like (ε, δ) ? In our two-tier proposal, we suggest to check whether a GDP guarantee characterizes the true trade-off curve within a given threshold of the Δ regret. Thus, one might argue that this is effectively a two-parameter characterization of privacy (μ, Δ) just like (ε, δ) . There is a crucial difference to (ε, δ) , however. As we propose to find μ that provides a pessimistic bound on the true trade-off curve, *regardless of the value of Δ* , the μ values are directly comparable across any mechanisms, datasets, papers, deployments, or settings. This is in contrast to (ε, δ) , in which the values of ε are only directly comparable if δ is the same. As there is no one standard value of δ , and δ is normally data-dependent, this is unlikely. If Δ is small enough, e.g., 10^{-2} , for practical purposes, it may be ignored.

Why not CDP? Concentrated DP, and specifically, the ρ -zCDP variant, has some desirable properties similar to GDP (see Table 1). Compared to GDP, however, it has two significant disadvantages. First, there does not exist a known closed or, even easily computable, form of the trade-off curve for a given value of ρ . The known conversions require solving a numerically unstable optimization problem, which is in stark contrast with the associated trade-off curve of GDP which admits a closed form (see Appendix A.6). Second, for the standard parameterization of the Gaussian mechanism within zCDP, i.e., $\rho = 1/2\sigma^2$, the associated trade-off curve significantly overestimates the risk compared to the actual trade-off curve of the Gaussian mechanism (Zhu et al., 2022), which is the core building block of multiple privacy-preserving ML algorithms as we discussed in Section 5, and of discrete Gaussian (see Fig. 2).

References

- Abadi, M., Chu, A., Goodfellow, I., McMahan, H. B., Mironov, I., Talwar, K., and Zhang, L. Deep learning with differential privacy. In *Proceedings of the 2016 ACM SIGSAC conference on computer and communications security*, pp. 308–318, 2016.
- Abowd, J. M., Ashmead, R., Cumings-Menon, R., Garfinkel, S., Heineck, M., Heiss, C., Johns, R., Kifer, D., Leclerc, P., Machanavajjhala, A., et al. The 2020 Census disclosure avoidance system TopDown algorithm. *Harvard Data Science Review*, 2, 2022.
- Alghamdi, W., Gomez, J. F., Asoodeh, S., Calmon, F., Kosut, O., and Sankar, L. The saddle-point method in differential privacy. In *International Conference on Machine Learning*, pp. 508–528. PMLR, 2023.
- Asoodeh, S., Liao, J., Calmon, F. P., Kosut, O., and Sankar, L. Three variants of differential privacy: Lossless conversion and applications. *IEEE Journal on Selected Areas in Information Theory*, 2(1):208–222, 2021. doi: 10.1109/JSAIT.2021.3054692.
- Balle, B. and Wang, Y. Improving the Gaussian mechanism for differential privacy: Analytical calibration and optimal denoising. In *Proceedings of the 35th International Conference on Machine Learning, ICML 2018*, volume 80 of *Proceedings of Machine Learning Research*, pp. 403–412. PMLR, 2018.
- Balle, B., Barthe, G., and Gaboardi, M. Privacy amplification by subsampling: Tight analyses via couplings and divergences. *Advances in neural information processing systems*, 31, 2018.
- Balle, B., Barthe, G., Gaboardi, M., Hsu, J., and Sato, T. Hypothesis testing interpretations and Renyi differential privacy. In *International Conference on Artificial Intelligence and Statistics*, pp. 2496–2506. PMLR, 2020.
- Balle, B., Cherubin, G., and Hayes, J. Reconstructing training data with informed adversaries. In *2022 IEEE Symposium on Security and Privacy (SP)*, pp. 1138–1156. IEEE, 2022.
- Bu, Z., Dong, J., Long, Q., and Su, W. Deep Learning With Gaussian Differential Privacy. *Harvard Data Science Review*, 2(3), sep 30 2020. <https://hdsr.mitpress.mit.edu/pub/u24wj42y>.
- Bun, M. and Steinke, T. Concentrated differential privacy: Simplifications, extensions, and lower bounds. In *Theory of cryptography conference*, pp. 635–658. Springer, 2016.
- Bun, M., Dwork, C., Rothblum, G. N., and Steinke, T. Composable and versatile privacy via truncated cdp. In *Proceedings of the 50th Annual ACM SIGACT Symposium on Theory of Computing*, pp. 74–86, 2018.
- Canonne, C. L., Kamath, G., and Steinke, T. The discrete Gaussian for differential privacy. *Advances in Neural Information Processing Systems*, 33:15676–15688, 2020.
- Carlini, N., Chien, S., Nasr, M., Song, S., Terzis, A., and Tramer, F. Membership inference attacks from first principles. In *2022 IEEE Symposium on Security and Privacy (SP)*, pp. 1897–1914. IEEE, 2022.
- Cesar, M. and Rogers, R. Bounding, concentrating, and truncating: Unifying privacy loss composition for data analytics. In *Algorithmic Learning Theory*, pp. 421–457. PMLR, 2021.
- De, S., Berrada, L., Hayes, J., Smith, S. L., and Balle, B. Unlocking high-accuracy differentially private image classification through scale, 2022. URL <https://arxiv.org/abs/2204.13650>.
- Desfontaines, D. and Pejó, B. SoK: Differential privacies. *Proceedings on Privacy Enhancing Technologies*, 2020.
- Dong, J., Roth, A., and Su, W. J. Gaussian differential privacy. *Journal of the Royal Statistical Society: Series B (Statistical Methodology)*, 84(1):3–37, 2022.
- Doroshenko, V., Ghazi, B., Kamath, P., Kumar, R., and Manurangsi, P. Connect the dots: Tighter discrete approximations of privacy loss distributions, 2022.
- Dwork, C. and Roth, A. The algorithmic foundations of differential privacy. *Foundations and Trends in Theoretical Computer Science*, 2014.
- Dwork, C. and Rothblum, G. N. Concentrated differential privacy. *arXiv preprint arXiv:1603.01887*, 2016.

- Dwork, C., McSherry, F., Nissim, K., and Smith, A. Calibrating noise to sensitivity in private data analysis. In *Proceedings of the Theory of Cryptography Conference*, 2006.
- Gopi, S., Lee, Y. T., and Wutschitz, L. Numerical composition of differential privacy. *Advances in Neural Information Processing Systems*, 34:11631–11642, 2021.
- Gopi, S., Lee, Y. T., and Liu, D. Private convex optimization via exponential mechanism. In *Conference on Learning Theory*, pp. 1948–1989. PMLR, 2022.
- Hayes, J., Balle, B., and Mahloujifar, S. Bounding training data reconstruction in DP-SGD. *Advances in Neural Information Processing Systems*, 36, 2024.
- Kairouz, P., Oh, S., and Viswanath, P. The composition theorem for differential privacy. In *International conference on machine learning*, pp. 1376–1385. PMLR, 2015.
- Kairouz, P., McMahan, B., Song, S., Thakkar, O., Thakurta, A., and Xu, Z. Practical and private (deep) learning without sampling or shuffling. In *International Conference on Machine Learning*, pp. 5213–5225. PMLR, 2021.
- Kaissis, G., Hayes, J., Ziller, A., and Rueckert, D. Bounding data reconstruction attacks with the hypothesis testing interpretation of differential privacy. *arXiv preprint arXiv:2307.03928*, 2023.
- Kaissis, G., Kolek, S., Balle, B., Hayes, J., and Rueckert, D. Beyond the calibration point: Mechanism comparison in differential privacy. In *Forty-first International Conference on Machine Learning*, 2024.
- Koskela, A. and Honkela, A. Computing differential privacy guarantees for heterogeneous compositions using FFT, 2021. URL <https://arxiv.org/abs/2102.12412>.
- Koskela, A., Jälkö, J., and Honkela, A. Computing tight differential privacy guarantees using FFT. In *Proceedings of the Twenty Third International Conference on Artificial Intelligence and Statistics*, volume 108 of *Proceedings of Machine Learning Research*, pp. 2560–2569. PMLR, 2020.
- Koskela, A., Jälkö, J., Prediger, L., and Honkela, A. Tight differential privacy for discrete-valued mechanisms and for the subsampled Gaussian mechanism using FFT. In *Proceedings of The 24th International Conference on Artificial Intelligence and Statistics*, volume 130 of *Proceedings of Machine Learning Research*, pp. 3358–3366. PMLR, 2021.
- Koskela, A., Tobaben, M., and Honkela, A. Individual privacy accounting with Gaussian differential privacy. In *International Conference on Learning Representations*, 2023.
- Kulkarni, T., Jälkö, J., Koskela, A., Kaski, S., and Honkela, A. Differentially private bayesian inference for generalized linear models. In *International Conference on Machine Learning*, pp. 5838–5849. PMLR, 2021.
- Kulynych, B., Gomez, J. F., Kaissis, G., Calmon, F., and Troncoso, C. Attack-aware noise calibration for differential privacy. In *The Thirty-eighth Annual Conference on Neural Information Processing Systems*, 2024.
- Lin, Z., Gopi, S., Kulkarni, J., Nori, H., and Yekhanin, S. Differentially private synthetic data via foundation model apis 1: Images. In *The Twelfth International Conference on Learning Representations*, 2023.
- Meiser, S. and Mohammadi, E. Tight on budget? Tight bounds for r-fold approximate differential privacy. In *CCS '18*, pp. 247–264, New York, NY, USA, 2018. Association for Computing Machinery.
- Mironov, I. Rényi differential privacy. In *2017 IEEE 30th computer security foundations symposium (CSF)*, pp. 263–275. IEEE, 2017.
- Murtagh, J. and Vadhan, S. The complexity of computing the optimal composition of differential privacy. In *Proceedings, Part I, of the 13th International Conference on Theory of Cryptography - Volume 9562*, TCC 2016-A, pp. 157–175, Berlin, Heidelberg, 2016. Springer-Verlag.
- Nasr, M., Songi, S., Thakurta, A., Papernot, N., and Carlini, N. Adversary instantiation: Lower bounds for differentially private machine learning. In *IEEE Symposium on security and privacy (SP)*, 2021.

- Nasr, M., Hayes, J., Steinke, T., Balle, B., Tramèr, F., Jagielski, M., Carlini, N., and Terzis, A. Tight auditing of differentially private machine learning. In *32nd USENIX Security Symposium (USENIX Security 23)*, pp. 1631–1648, 2023.
- Papernot, N., Abadi, M., Erlingsson, Ú., Goodfellow, I., and Talwar, K. Semi-supervised knowledge transfer for deep learning from private training data. In *International Conference on Learning Representations*, 2017.
- Papernot, N., Song, S., Mironov, I., Raghunathan, A., Talwar, K., and Erlingsson, U. Scalable private learning with pate. In *International Conference on Learning Representations*, 2018.
- Ponomareva, N., Hazimeh, H., Kurakin, A., Xu, Z., Denison, C., McMahan, H. B., Vassilvitskii, S., Chien, S., and Thakurta, A. G. How to DP-fy ML: A practical guide to machine learning with differential privacy. *Journal of Artificial Intelligence Research*, 2023.
- Räisä, O., Markou, S., Ashman, M., Bruinsma, W. P., Tobaben, M., Honkela, A., and Turner, R. E. Noise-aware differentially private regression via meta-learning. In *Neural Information Processing Systems*, 2024.
- Rezaei, S. and Liu, X. On the difficulty of membership inference attacks. In *Proceedings of the IEEE/CVF Conference on Computer Vision and Pattern Recognition*, pp. 7892–7900, 2021.
- Rho, S., Archambeau, C., Aydore, S., Ermis, B., Kearns, M., Roth, A., Tang, S., Wang, Y.-X., and Wu, Z. S. Differentially private gradient boosting on linear learners for tabular data analysis. 2022.
- Shokri, R., Stronati, M., Song, C., and Shmatikov, V. Membership inference attacks against machine learning models. In *2017 IEEE symposium on security and privacy (SP)*, pp. 3–18. IEEE, 2017.
- Sommer, D., Meiser, S., and Mohammadi, E. Privacy loss classes: The central limit theorem in differential privacy. *Proceedings on Privacy Enhancing Technologies*, 2019(2):245–269, 2019. ISSN 2299-0984. doi: doi: 10.2478/popets-2019-0029.
- Su, B., Su, W. J., and Wang, C. The 2020 United States Decennial Census is more private than you (might) think, 2024. URL <https://arxiv.org/abs/2410.09296>.
- Vadhan, S. The complexity of differential privacy. *Tutorials on the Foundations of Cryptography: Dedicated to Oded Goldreich*, pp. 347–450, 2017.
- Wang, H., Gao, S., Zhang, H., Shen, M., and Su, W. J. Analytical composition of differential privacy via the Edgeworth accountant, 2022. URL <https://arxiv.org/abs/2206.04236>.
- Wasserman, L. and Zhou, S. A statistical framework for differential privacy. *Journal of the American Statistical Association*, 2010.
- Yeom, S., Giacomelli, I., Fredrikson, M., and Jha, S. Privacy risk in machine learning: Analyzing the connection to overfitting. In *2018 IEEE 31st computer security foundations symposium (CSF)*, pp. 268–282. IEEE, 2018.
- Zhu, Y., Dong, J., and Wang, Y.-X. Optimal accounting of differential privacy via characteristic function. In *International Conference on Artificial Intelligence and Statistics*, pp. 4782–4817. PMLR, 2022.

A Detailed Background on Privacy Representations

Let us define the hockey-stick divergence:

Definition A.1 (See, e.g., [Asoodeh et al., 2021](#)). The γ -Hockey-stick divergence from distribution P to Q is:

$$H_\gamma(P \parallel Q) = \sup_{E \subseteq \mathcal{O}} [Q(E) - \gamma P(E)], \quad (16)$$

where $\gamma \geq 0$.

A.1 Pure and Approximate DP

It is useful for our discussion to use a version of the standard definition of differential privacy in terms of the hockey-stick divergence:

Definition A.2 ([Dwork et al., 2006](#); [Dwork & Roth, 2014](#)). For $\varepsilon \in \mathbb{R}, \delta \in [0, 1)$, a mechanism M satisfies (ε, δ) -DP iff for all $S \simeq S'$:

$$H_{e^\varepsilon}(M(S) \parallel M(S')) \leq \delta. \quad (17)$$

We say that the mechanism satisfies *pure DP* if $\delta = 0$ and *approximate DP* otherwise. The celebrated basic composition theorem ([Dwork & Roth, 2014](#)) says that if M satisfies (ε, δ) -DP and \tilde{M} satisfies $(\tilde{\varepsilon}, \tilde{\delta})$ -DP, then $M \circ \tilde{M}$ satisfies $(\varepsilon + \tilde{\varepsilon}, \delta + \tilde{\delta})$ -DP. Subsequent analyses showed that this result is loose. For the composition of T arbitrary (ε, δ) -DP algorithms, the optimal parameters admit a closed-form ([Kairouz et al., 2015](#)). However, the computation for general heterogeneous composition is #P-complete ([Murtagh & Vadhan, 2016](#)), and hence only approximate algorithms that compute the composition to arbitrary accuracy are feasible in practice.

These composition results, however, are formulated for composing a single approximate DP guarantee. In fact, any fixed mechanism M satisfies a *continuum* of approximate DP guarantees. For example, the additive Gaussian mechanism:

$$M(S) = g(S) + Z, \quad (18)$$

where $g : 2^{\mathcal{D}} \rightarrow \mathbb{R}$ is a statistical query function with $\sup_{S \simeq S'} |g(S) - g(S')| \leq 1$, and $Z \sim \mathcal{N}(0, \sigma^2)$, satisfies $(\varepsilon, \delta_\sigma(\varepsilon))$ -DP for all $\varepsilon \in \mathbb{R}$ with ([Balle & Wang, 2018](#)):

$$\delta_\sigma(\varepsilon) = \Phi(-\varepsilon\sigma + 1/2\sigma) - e^\varepsilon \Phi(-\varepsilon\sigma - 1/2\sigma). \quad (19)$$

This expression is optimal in the sense that the mechanism does not satisfy (ε, δ') -DP for any $\delta' < \delta_\sigma(\varepsilon)$. We detail further on the concept of characterizing the continuum of approximate DP guarantees in [Appendix A.4](#).

A.2 Differentially Private Stochastic Gradient Descent

DP-SGD ([Abadi et al., 2016](#)) is a differentially private adaptation of the Stochastic Gradient Descent (SGD). A core building block of DP-SGD is the *subsampled Gaussian mechanism*:

$$M_p(S) = g(\text{Subsample}_p(S)) + Z, \quad (20)$$

where $Z \sim \mathcal{N}(0, \sigma^2)$, and $\text{Subsample}_p(S)$ denotes *Poisson* subsampling of the dataset S , which includes any element of S into the subsample with probability $p \in [0, 1]$.

DP-SGD is an iterative algorithm which applies subsampled Gaussian mechanism to the whole training dataset multiple times, where each time the query function $g(\cdot)$ corresponds to computing the loss gradient on the Poisson-subsampled batch of training data examples, and clipping the gradient to ensure its bounded L_2 norm. DP guarantees depend on the following privacy parameters: the sampling rate $q = B/N$ (where B is the expected batch size under Poisson sampling and N is the dataset size), the number of iterations T , and the noise parameter σ .

A.3 Rényi-based Privacy Definitions

The lack of simple composition results for the continuum of approximate DP guarantees is what led [Mironov \(2017\)](#) to propose Rényi-based privacy definitions:

Definition A.3 ([Mironov, 2017](#)). For $t \geq 1, \rho(t) \geq 0$, a mechanism M satisfies $(t, \rho(t))$ -RDP iff for all $S \simeq S'$:

$$D_t(M(S) \parallel M(S')) \leq \rho(t). \quad (21)$$

Concentrated DP ([Dwork & Rothblum, 2016](#); [Bun & Steinke, 2016](#); [Bun et al., 2018](#)) is a related family of privacy definitions. In this discussion, we focus on the notion of ρ -zCDP due to [Bun & Steinke \(2016\)](#). A mechanism satisfies ρ -zCDP if it satisfies $(t, \rho t)$ -RDP for all $t \geq 1$ and some $\rho \geq 0$. *Optimal* compositions for these two privacy notions are similar to the basic composition of approximate DP: if M satisfies (t, ε) -RDP and \tilde{M} satisfies $(t, \tilde{\varepsilon})$ -RDP, then $M \circ \tilde{M}$ satisfies $(t, \varepsilon + \tilde{\varepsilon})$ -RDP. The result for ρ -zCDP follows as a special case. These simple composition rules contrast the involved computations for the optimal composition results in approximate DP.

A single RDP guarantee implies a continuum of approximate DP guarantees, with the optimal conversion given by [Asoodeh et al. \(2021\)](#). This means that Rényi-based approaches provide a more precise model of the privacy guarantees for any fixed mechanism compared to approximate DP. Consequently, these approaches enable a straightforward workflow for composition: first, compose Rényi guarantees, and then convert them to approximate DP guarantees as the final step. This workflow yielded significantly tighter approximate DP guarantees ([Abadi et al., 2016](#)), and as such the researchers achieved their initial goal of fixing the perceived shortcomings of approximate DP.

A.4 Privacy Profile and Dominating Pairs

A different line of work ([Meiser & Mohammadi, 2018](#); [Koskela et al., 2020](#); [Koskela & Honkela, 2021](#); [Koskela et al., 2021](#); [Gopi et al., 2021](#); [Doroshenko et al., 2022](#)) focused on improving on numerical algorithms that computed the continuum of approximate DP guarantees under composition without using Rényi divergences. This continuum is characterized by the privacy profile function:

Definition A.4 ([Balle et al. \(2018\)](#)). A mechanism M has a privacy profile $\delta(\varepsilon)$ if for every $\varepsilon \in \mathbb{R}$, it is $(\varepsilon, \delta(\varepsilon))$ -DP.

In practice, optimal privacy profiles for general DP mechanisms are intractable to compute. Therefore, tight upper bounds are computed by numerical algorithms called accountants. The state-of-the-art accountant ([Doroshenko et al., 2022](#)) makes use of a notion of dominating pairs:

Definition A.5 ([Zhu et al., 2022](#)). A pair of distributions (P, Q) are a dominating pair to a pair of distributions (A, B) , denoted by $(A, B) \preceq (P, Q)$ if, for all $\gamma \geq 0$ we have:

$$H_\gamma(A \parallel B) \leq H_\gamma(P \parallel Q). \quad (22)$$

Moreover, a pair of distributions (P, Q) dominates a mechanism M if $(M(S), M(S')) \preceq (P, Q)$ for all $S \simeq S'$. We denote this by $M \preceq (P, Q)$. If equality holds for all ε in Definition A.5, then we say (P, Q) are tightly dominating.

With dominating pairs, it is possible to compute valid privacy profiles for complex mechanisms under composition:

Theorem A.6. *If $M \preceq (P, Q)$ and $\tilde{M} \preceq (\tilde{P}, \tilde{Q})$, then $M \circ \tilde{M} \preceq (P \otimes \tilde{P}, Q \otimes \tilde{Q})$, where $P \otimes \tilde{P}$ denotes the product distribution of P and \tilde{P} .*

To convert $H_{e^\varepsilon}(P \otimes \tilde{P} \parallel Q \otimes \tilde{Q})$ into an efficiently computable form, we consider a notion of privacy loss random variables (PLRVs) ([Dwork & Rothblum, 2016](#)). Let $[x]^+ = \max(0, x)$.

Theorem A.7 (Based on [Gopi et al., 2021](#)). *Given a dominating pair (P, Q) for mechanism M , define PLRVs $X = \log Q(o)/P(o), o \sim P$, and $Y = \log Q(o)/P(o), o \sim Q$. The mechanism has a privacy profile:*

$$\delta(\varepsilon) = \mathbb{E}_{y \sim Y} [1 - e^{\varepsilon - y}]^+. \quad (23)$$

Moreover, if a mechanism \tilde{M} has PLRVs \tilde{X}, \tilde{Y} , then $M \circ \tilde{M}$ has PLRVs $X + \tilde{X}, Y + \tilde{Y}$ and privacy profile:

$$\delta(\varepsilon) = \mathbb{E}_{y \sim Y + \tilde{Y}} [1 - e^{\varepsilon - y}]^+. \quad (24)$$

Algorithm 1 Compute $f_{(X,Y)}(\alpha)$ for discrete privacy loss random variables (X, Y) (Kulynych et al., 2024)

Require: PMF $\Pr[X = x_i]$ over grid $\{x_1, x_2, \dots, x_k\}$ with $x_1 < x_2 < \dots < x_k$

Require: PMF $\Pr[Y = y_j]$ over grid $\{y_1, y_2, \dots, y_l\}$ with $y_1 < y_2 < \dots < y_l$

1: $t \leftarrow \min\{i \in \{0, 1, \dots, k\} \mid \Pr[X > x_i] \leq \alpha\}$, where $x_0 \triangleq -\infty$

2: $\gamma \leftarrow \frac{\alpha - \Pr[X > x_t]}{\Pr[X = x_t]}$

3: $f(\alpha) \leftarrow \Pr[Y \leq x_t] - \gamma \Pr[Y = x_t]$

In other words, PLRVs turn compositions of mechanisms into convolutions of random variables. In particular, it is possible to choose (P, Q) in such a way that the composition can be efficiently computed with fast Fourier transform (Koskela et al., 2020), which enables to efficiently compute significantly more precise DP guarantees than with Rényi-based workflows.

A.5 Hypothesis Testing Interpretation of DP

Consider a binary hypothesis test where an adversary observes an outcome $o \in \mathcal{O}$ and their goal is to determine if o came from distribution P or Q . This test is completely characterized by the *trade-off function* $T(P, Q) : \alpha \rightarrow \beta(\alpha)$, where $(\alpha, \beta(\alpha))$ denote the Type-I/II errors of the most powerful level α test between P and Q with null hypothesis $H_0 : o \sim P$ and alternative $H_1 : o \sim Q$. Note that $T(P, Q)$ is continuous, non-increasing, and for all $\alpha \in [0, 1]$, $T(P, Q)(\alpha) \leq 1 - \alpha$.

Dong et al. (2022) use these trade-off functions to propose f -DP. It turns out that the dominating pairs from Definition A.5 are a natural choice to define f -DP:

Definition A.8. A mechanism M is f -DP iff there exists (P, Q) where $f = T(P, Q)$ and $M \preceq (P, Q)$.

Zhu et al. (2022) showed it is possible to compute a tightly dominating pair (P^*, Q^*) for any mechanism M . Thus, any mechanism M has an *associated trade-off curve* $f_M = T(P^*, Q^*)$, which means that $T(P, Q)(\alpha) \leq f_M(\alpha)$ for all $\alpha \in [0, 1]$, and any dominating pair (P, Q) (Kulynych et al., 2024).

An f -DP guarantee is equivalent to a privacy profile:

Theorem A.9 (Dong et al., 2022). *A mechanism is f -DP if and only if it satisfies $(\varepsilon, 1 + f^*(-e^\varepsilon))$ -DP² for all $\varepsilon \in \mathbb{R}$, where f^* denotes the convex conjugate of f .*

Note that all the previously discussed privacy definitions— (ε, δ) -DP, Rényi DP, zCDP imply both a trade-off curve and a privacy profile, which we detail in Appendix A.6. The numerical accountants from Appendix A.4 can be used to compute trade-off functions under composition:

Theorem A.10 (Kulynych et al., 2024). *Let (P, Q) be a dominating pair for a mechanism M and (X, Y) be the associated PLRVs. Suppose the PLRVs share the same finite support $\Omega = \{\omega_0, \dots, \omega_k\}$. Then, $T(P, Q)$ is piecewise linear with breakpoints $\{\Pr[X > \omega_i], \Pr[Y \leq \omega_i]\}_{i=0}^k$.*

We copy Algorithm 1 from (Kulynych et al., 2024) for completeness. This algorithm simply implements the steps outlined in Theorem A.10.

From f -DP to Operational Privacy Risk Assuming that the neighbouring relation $S \simeq S'$ is such that the datasets differ by a single record, the hypothesis testing setup described previously can also be seen as a membership inference attack (Shokri et al., 2017). Indeed, we can think of $\phi : \Theta \rightarrow [0, 1]$ as an attack which, for a given algorithm output $\theta \in \Theta$, target record $z \in \mathbb{D}$, and a partial dataset S' , aims to distinguish whether the target record has been a member of the training dataset or not, i.e., whether $\theta \sim M(S' \cup \{z\})$ or $\theta \sim M(S')$. This adversary model is known as “strong adversary” in the literature (see, e.g., Nasr et al., 2021).

Thus, $\beta = f(\alpha)$ can be directly interpreted as FNR of the worst-case strong-adversary membership inference attack with FPR α (Kulynych et al., 2024). Moreover, it also tightly bounds other notions of attack risk such as maximum accuracy of attribute inference or reconstruction attacks (Kaissis et al., 2023; Hayes et al., 2024).

Gaussian Differential Privacy (GDP) is a special case of f -DP which conveniently characterizes common private mechanisms based on the addition of Gaussian distributions:

²If f is symmetric, only $\varepsilon \geq 0$ is needed.

Definition A.11 (Dong et al., 2022). A mechanism $M(\cdot)$ satisfies μ -GDP iff it is f_μ -DP with:

$$f_\mu(\alpha) = \Phi(\Phi^{-1}(1 - \alpha) - \mu), \quad (25)$$

where Φ denotes the CDF and Φ^{-1} the quantile function of the standard normal distribution.

The introduction of μ -GDP in (Dong et al., 2022) received a mixed response from the community. Its primary motivation was rooted in a key observation: any privacy definition framed through a hypothesis testing approach to “indistinguishability” will, under composition, converge to the guarantees of Gaussian Differential Privacy (GDP) in the limit. However, the proof of this convergence relied on meticulously controlling certain moments of the privacy loss random variable as the number of compositions approached infinity—for instance, ensuring that the sum of the means converges to a constant while each individual mean vanishes. This reliance on asymptotic behavior sparked concerns regarding its practical relevance.

It is worth noting that such challenges are not unique to μ -GDP. These shortcomings are a hallmark of asymptotic methods in general. Indeed, various Central Limit Theorem (CLT)-based approaches can be found in the literature (Sommer et al., 2019; Wang et al., 2022; Alghamdi et al., 2023; Kaissis et al., 2024), and they all necessitate similar assumptions to ensure the validity of their analyses.

A notable follow-up study applied μ -GDP to the analysis of the popular DP-SGD algorithm (Bu et al., 2020), deriving an asymptotic closed-form expression for μ in the regime of large compositions. Unfortunately, this expression proved to be optimistic, overstating the privacy guarantees (Gopi et al., 2021). The core issue here lies in the fact that although privacy amplification through Poisson subsampling can be tightly captured by f -DP, the resulting trade-off curve deviates from a Gaussian form. This deviation complicates the precise theoretical analysis of μ -GDP for subsampled mechanisms.

Given these challenges, it may seem surprising that we advocate for μ -GDP in machine learning applications. However, our approach addresses two critical differences that set it apart from previous works:

No reliance on asymptotic expressions: Rather than using approximations for μ , we compute the trade-off curve *numerically* using existing accountants. We then perform a post-hoc optimization to find the tightest μ ensuring the mechanism adheres to μ -GDP.

Freedom from distributional assumptions: Since our method avoids asymptotic approximations, it does not require any specific assumptions about the moments or the underlying distribution of the privacy loss random variable.

A.6 Associated Trade-off Curves

Each of the privacy definitions discussed before has an associated trade-off curve, which we provide for reference next.

- If a mechanism satisfies (ε, δ) -DP, it satisfies $f_{(\varepsilon, \delta)}$ -DP (Dong et al., 2022):

$$f_{\varepsilon, \delta}(x) = \max\{0, 1 - e^\varepsilon x - \delta, e^{-\varepsilon}(1 - x - \delta)\}.$$

- If a mechanism satisfies $(t, \rho(t))$ -RDP, it satisfies $f_{(t, \rho(t))}$ -DP, where $\beta = f_{(t, \rho(t))}(\alpha)$ is defined by the following inequalities (Balle et al., 2020; Asoodeh et al., 2021; Zhu et al., 2022), for $t > 1$:

$$\begin{aligned} (1 - \beta)^t \alpha^{1-t} + \beta^t (1 - \alpha)^{1-t} &\leq e^{(t-1)\rho(t)} \\ (1 - \alpha)^t \beta^{1-t} + \alpha^t (1 - \beta)^{1-t} &\leq e^{(t-1)\rho(t)}, \end{aligned}$$

for $t \in [1/2, 1)$:

$$\begin{aligned} (1 - \beta)^t \alpha^{1-t} + \beta^t (1 - \alpha)^{1-t} &\geq e^{(t-1)\rho(t)} \\ (1 - \alpha)^t \beta^{1-t} + \alpha^t (1 - \beta)^{1-t} &\geq e^{(t-1)\rho(t)}, \end{aligned}$$

and for $t = 1$:

$$\begin{aligned} \alpha \log\left(\frac{\alpha}{1 - \beta}\right) + (1 - \alpha) \log\left(\frac{1 - \alpha}{\beta}\right) &\leq \rho(t) \\ \beta \log\left(\frac{\beta}{1 - \alpha}\right) + (1 - \beta) \log\left(\frac{1 - \beta}{\alpha}\right) &\leq \rho(t) \end{aligned}$$

We get results for zCDP as a special case.

B Omitted Details on Tight GDP Accounting

Recall that we seek to find the solution to the following problem:

$$\mu^* = \inf\{\mu' \geq 0 \mid \forall \alpha : f_{\mu'}(\alpha) \leq f(\alpha)\}. \quad (26)$$

By Theorem A.10, we can obtain the breakpoints of the piecewise linear trade-off curves using the state-of-the-art Doroshenko et al. (2022) accounting. First, we show that the infimum can be taken over just these finite breakpoints, and all other α can be ignored:

Proposition B.1. Given a piecewise-linear trade-off curve f with breakpoints $\{\alpha_i\}_{i=1}^k$ from Theorem A.10, we have:

$$\mu^* = \inf\{\mu' \geq 0 \mid \forall i \in [k] : f_{\mu'}(\alpha_i) \leq \beta_i\}. \quad (27)$$

Proof. Follows from the convexity and monotonicity of f and $f_{\mu'}$ for all $\mu' \geq 0$. \square

Moreover, Eq. (27) can be easily inverted using the formula for $f_{\mu'}$ in Eq. (7) to solve for μ' . We have that Eq. (27) is equivalent to

$$\mu^* = \inf\{\mu' \geq 0 \mid \forall i \in [k] : \mu' \geq \Phi^{-1}(1 - \alpha_i) - \Phi^{-1}(\beta_i)\}. \quad (28)$$

which has the solution:

$$\mu^* = \max_{i \in [k]} \{\Phi^{-1}(1 - \alpha_i) - \Phi^{-1}(\beta_i)\}. \quad (29)$$

To quantify the goodness-of-fit of the μ^* -GDP guarantee, we employ the symmetrized metric in Section 2.3, namely $\Delta^{\leftrightarrow}(f, f_{\mu^*})$. First, we observe that the symmetrization is not necessary in our scenario, since $f_{\mu^*}(\alpha) \leq f(\alpha)$ for $\alpha \in [0, 1]$.

Proposition B.2. Given a trade-off curve f and μ^* obtained via Eq. (10), we have:

$$\Delta^{\leftrightarrow}(f, f_{\mu^*}) = \Delta(f, f_{\mu^*}). \quad (12)$$

Proof. As $f_{\mu^*}(\alpha) \leq f(\alpha)$ for $\alpha \in [0, 1]$, it follows that $\Delta(f_{\mu^*}, f) = 0$. \square

Similar to Proposition B.1, it is straightforward to show that the grid $\{\alpha_i\}_{i=0}^{k-1}$ can be used in place of $\alpha \in [0, 1]$ in the definition of the Δ -divergence. This gives the following result:

Theorem B.3. Given a trade-off curve f and μ^* as described in Eq. (29), then

$$\Delta^{\leftrightarrow}(f, f_{\mu^*}) = \inf\{\kappa \geq 0 \mid \forall i \in [k] : f(\alpha_i + \kappa) - \kappa \leq f_{\mu^*}(\alpha_i)\}. \quad (30)$$

Proof. Follows from piecewise linearity and convexity of f and convexity of f_{μ^*} . \square

This problem can be numerically solved using binary search as follows. We begin with a simple observation: at $\kappa = 1$, the inequality in Theorem B.3 is trivially true. At $\kappa = 0$, the inequality is blatantly not true. It follows that the set $\{\kappa \geq 0 \mid \forall \{i\}_{i=0}^{k-1} : f_{P,Q}(\alpha_i + \kappa) - \kappa \leq f_{\mu^*}(\alpha_i)\}$ has the form $\{\kappa : \kappa_{\min} \leq \kappa\}$ for some value κ_{\min} .

Given the significant structure in Theorem B.3, the most straightforward way to do it is via a simple binary search over $\kappa \in [0, 1]$, as described in Algorithm 2. In each iteration, we narrow down the interval $[\kappa_L, \kappa_R]$ up to a prespecified tolerance tol . Once the desired tolerance is achieved, we return κ_L to guarantee that we underestimate Δ .

Algorithm 2 Compute regret $\Delta(f, f_{\mu^*})$ for GDP representation goodness-of-fit.

Require: Trade-off curve f

Require: Breakpoints $\{\alpha_0, \alpha_1, \dots, \alpha_{k-1}\}$

Require: Tolerance $\text{tol} > 0$

```

1:  $\kappa_L \leftarrow 0$ 
2:  $\kappa_R \leftarrow 1$ 
3: while  $\kappa_R - \kappa_L > \text{tol}$  do
4:    $\kappa \leftarrow (\kappa_L + \kappa_R)/2$ 
5:    $\text{valid} \leftarrow \text{true}$ 
6:   for  $i = 0$  to  $k - 1$  do
7:     if  $f(\alpha_i + \kappa) - \kappa > f_{\mu^*}(\alpha_i)$  then
8:        $\text{valid} \leftarrow \text{false}$ 
9:     break
10:  end if
11: end for
12: if  $\text{valid}$  then
13:    $\kappa_R \leftarrow \kappa$ 
14: else
15:    $\kappa_L \leftarrow \kappa$ 
16: end if
17: end while
18: Return  $\kappa_L$ 

```

C Additional Proofs

We show the proof for the operational characterization of the $\Delta^{\leftrightarrow}(f, \tilde{f})$ metric in terms of the difference between maximum MIA advantage that is allowed by the respective trade-off curves f and \tilde{f} .

Proposition C.1. For any two valid trade-off curves $f, \tilde{f} \in \mathcal{F}$, we have that:

$$|\eta(f) - \eta(\tilde{f})| \leq 2\Delta^{\leftrightarrow}(f, \tilde{f}). \quad (15)$$

This result follows from the following statement:

Lemma C.2 (Kaissis et al., 2024). Let $f_{pp}(\alpha) = 1 - \alpha$ be the trade-off curve of a mechanism which achieves perfect privacy. For any valid trade-off curve f , we have: $\Delta^{\leftrightarrow}(f_{pp}, f) = \frac{1}{2}\eta(f)$.

Proof. The result follows from Lemma C.2 by triangle inequality and symmetry of Δ^{\leftrightarrow} :

$$\eta(\tilde{f}) = 2\Delta^{\leftrightarrow}(f_{pp}, \tilde{f}) \leq 2\Delta^{\leftrightarrow}(f_{pp}, f) + 2\Delta^{\leftrightarrow}(f, \tilde{f}) = \eta(f) + 2\Delta^{\leftrightarrow}(f, \tilde{f}),$$

from which we have that $\eta(\tilde{f}) - \eta(f) \leq 2\Delta^{\leftrightarrow}(f, \tilde{f})$. Analogously, we have:

$$\eta(f) = 2\Delta^{\leftrightarrow}(f, f_{pp}) \leq 2\Delta^{\leftrightarrow}(f, \tilde{f}) + 2\Delta^{\leftrightarrow}(\tilde{f}, f_{pp}) = 2\Delta^{\leftrightarrow}(f, \tilde{f}) + \eta(\tilde{f}),$$

from which we have $\eta(f) - \eta(\tilde{f}) \leq 2\Delta^{\leftrightarrow}(f, \tilde{f})$. Combining the two conclusions, we get the sought form. \square

Next, we show the tight conversion from ε -DP to GDP.

Proposition C.3. Any ε -DP mechanism satisfies GDP with $\mu = -2\Phi^{-1}\left(\frac{1}{e^\varepsilon + 1}\right)$.

Proof. We need to find a Gaussian mechanism which dominates the randomized response mechanism M_ε (Kairouz et al., 2015). In turn, randomized response dominates any ε -DP mechanism, i.e., its trade-off curve is always lower than that of any other pure DP mechanism. The total variation of the randomized response mechanism is given by the following expression (Kairouz et al., 2015):

$$\sup_{S \simeq S'} \text{TV}(M_\varepsilon(S), M_\varepsilon(S')) = \frac{e^\varepsilon - 1}{e^\varepsilon + 1}, \quad (31)$$

where $\text{TV}(P, Q) = H_1(P | Q) = \sup_{E \subseteq \Theta} P(E) - Q(E)$. For a μ -GDP mechanism M_μ , we have the following (Dong et al., 2022):

$$\sup_{S \simeq S'} \text{TV}(M_\mu(S), M_\mu(S')) = \Phi\left(\frac{\mu}{2}\right) - \Phi\left(-\frac{\mu}{2}\right) = 2\Phi\left(\frac{\mu}{2}\right) - 1 \quad (32)$$

To ensure that $\text{TV}(M_\mu(S), M_\mu(S')) = \text{TV}(M_\varepsilon(S), M_\varepsilon(S'))$, it suffices to set the parameter μ as follows:

$$\mu^* = 2\Phi^{-1}\left(\frac{e^\varepsilon}{e^\varepsilon + 1}\right) = 2\Phi^{-1}\left(1 - \frac{1}{e^\varepsilon + 1}\right) = -2\Phi^{-1}\left(\frac{1}{e^\varepsilon + 1}\right) \quad (33)$$

Observe that both the trade-off curve of the Gaussian mechanism $T(M_{\mu^*}(S), M_{\mu^*}(S'))$ and of the randomized response $T(M_\varepsilon(S), M_\varepsilon(S'))$ pass through the points:

$$(1, 0), \left(\frac{1}{e^\varepsilon + 1}, \frac{1}{e^\varepsilon + 1}\right), (1, 0).$$

As the trade-off curve of the randomized response is piecewise linear between the points above, and as the trade-off curve of the Gaussian mechanism is convex, we have that:

$$T(M_\varepsilon(S), M_\varepsilon(S')) \geq T(M_{\mu^*}(S), M_{\mu^*}(S')). \quad (34)$$

□

Proposition C.4. For any $\varepsilon \in [0, \infty)$, $\delta \in (0, 1]$, there exists an (ε, δ) -DP mechanism that does not satisfy GDP for any finite μ .

Proof. We have $f_\mu(0) = 1$ for any finite $\mu \geq 0$. However, $f_{\varepsilon, \delta}(0) = 1 - \delta$, hence it is impossible to choose finite μ such that $f_\mu(\alpha) \leq f_{\varepsilon, \delta}(\alpha)$ for all $\alpha \in [0, 1]$. □

D Additional Plots

We provide, as an example, the trade-off curve plots implied by the first row of Table 2. In particular, the privacy parameters used in the first row are given in Table 14 of (De et al., 2022). We reproduce the Table below in Table 4.

Moreover, we provide the trade-off curve for each of 4 DP-SGD mechanisms ($\varepsilon = 1, 2, 4, 8$) in Fig. 5 as outlined in Table 4. Since the two curves (the μ -GDP trade-off curve and the original trade-off curve) are difficult to distinguish, we also plot the difference between the two plots. We also note that the maximal difference between the two curves goes roughly like 2Δ . In fact, the max difference is bounded above by 2Δ for all plots except when $\sigma = 9.4$ (red). We repeat this also for the third row in Table 2 using the privacy parameters from Table 17 from (De et al., 2022), which we copy here as Table 5 and report in Fig. 6.

| Hyper-parameter | 1.0 | 2.0 | 3.0 | 4.0 | 6.0 | 8.0 |
|---------------------------|-----------|-----------|-----------|-----------|-----------|-----------|
| ε | 1.0 | 2.0 | 3.0 | 4.0 | 6.0 | 8.0 |
| δ | 10^{-5} | 10^{-5} | 10^{-5} | 10^{-5} | 10^{-5} | 10^{-5} |
| Augmult | 32 | 32 | 32 | 32 | 32 | 32 |
| Batch-size | 16384 | 16384 | 16384 | 16384 | 16384 | 16384 |
| Clipping-norm | 1 | 1 | 1 | 1 | 1 | 1 |
| Learning-rate | 2 | 2 | 2 | 2 | 2 | 2 |
| Noise multiplier σ | 40.0 | 24.0 | 20.0 | 16.0 | 12.0 | 9.4 |
| Number Updates | 906 | 1156 | 1656 | 1765 | 2007 | 2000 |

Table 4: Hyper-parameters for training without extra data on CIFAR-10 with a WRN-40-4.

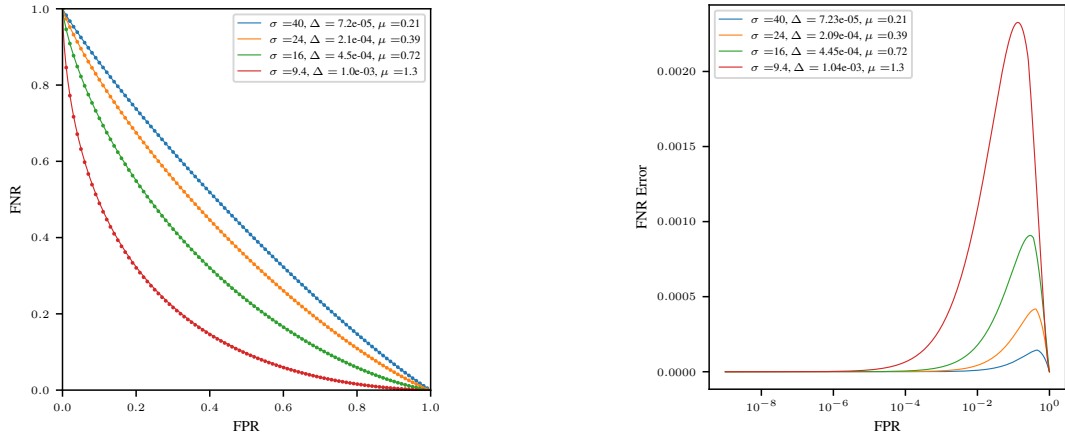


Figure 5: Trade-off curves from the first row of Table 2. The dotted line refers to the μ -GDP trade-off curve, and the solid line refers to the original trade-off curve from a numerical accountant. The right figure represents the difference between the dotted line and the solid lines in the left hand figure, on a logarithmic x scale to emphasize small FPR.

| Hyper-parameter | 1.0 | 2.0 | 4.0 | 8.0 |
|---------------------------|-----------|-----------|-----------|-----------|
| ε | 1.0 | 2.0 | 4.0 | 8.0 |
| δ | 10^{-5} | 10^{-5} | 10^{-5} | 10^{-5} |
| Augmentation multiplicity | 16 | 16 | 16 | 16 |
| Batch-size | 16384 | 16384 | 16384 | 16384 |
| Clipping-norm | 1 | 1 | 1 | 1 |
| Learning-rate | 4 | 4 | 4 | 4 |
| Noise multiplier σ | 21.1 | 15.8 | 12.0 | 9.4 |
| Number of updates | 250 | 500 | 1000 | 2000 |

Table 5: Hyper-parameters for ImageNet-32 \rightarrow CIFAR-10, fine-tuning the last layer of WRN-28-10

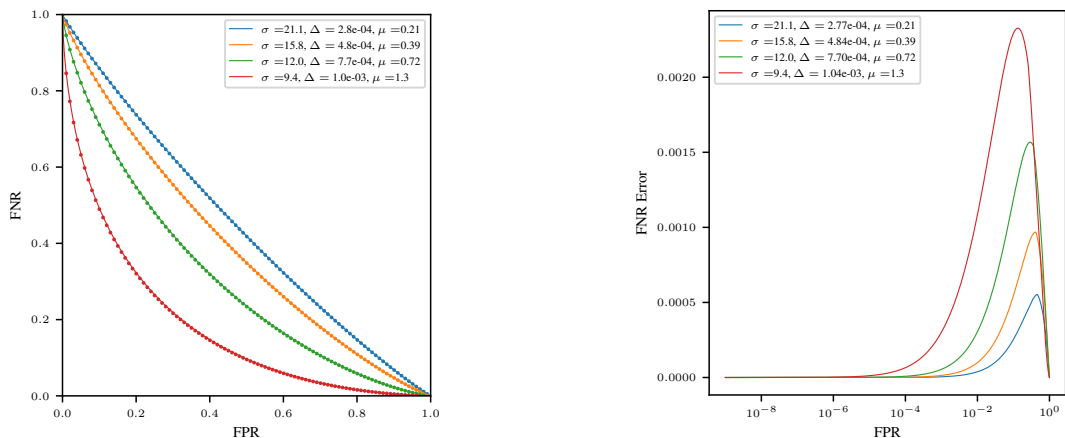


Figure 6: Trade-off curves from the third row of Table 2. See the caption of Fig. 6 for details.