
OASST-ETC DATASET: ALIGNMENT SIGNALS FROM EYE-TRACKING ANALYSIS OF LLM RESPONSES *

A PREPRINT

Angela Lopez-Cardona^{1,2}, Sebastian Idesis¹, Miguel Barreda-Ángeles¹, Sergi Abadal², and Ioannis Arapakis¹

¹Telefónica Scientific Research, Barcelona, Spain

²Universitat Politècnica de Catalunya, Barcelona, Spain

¹angela.lopezcardona@telefonica.com, sebastianariel.idesis@telefonica.com,
ioannis.arapakis@telefonica.com

ABSTRACT

While Large Language Models (LLMs) have significantly advanced natural language processing, aligning them with human preferences remains an open challenge. Although current alignment methods rely primarily on explicit feedback, eye-tracking (ET) data offers insights into real-time cognitive processing during reading. In this paper, we present OASST-ETC, a novel eye-tracking corpus capturing reading patterns from 24 participants, while evaluating LLM-generated responses from the OASST1 dataset. Our analysis reveals distinct reading patterns between preferred and non-preferred responses, which we compare with synthetic eye-tracking data. Furthermore, we examine the correlation between human reading measures and attention patterns from various transformer-based models, discovering stronger correlations in preferred responses. This work introduces a unique resource for studying human cognitive processing in LLM evaluation and suggests promising directions for incorporating eye-tracking data into alignment methods. The dataset and analysis code are publicly available.

1 Introduction

Large Language Models (LLMs) have advanced the field of Natural Language Processing (NLP) and opened new possibilities across a range of tasks Touvron et al. [2023], Bai et al. [2022], Ouyang et al. [2024], Dubey et al. [2024]. However, to date, a prevalent challenge remains in aligning AI systems, and LLMs in particular, with human values, intentions, and preferences. A popular approach to addressing this challenge leverages explicit human feedback to guide model preferences, with Reinforcement Learning from Human Feedback (RLHF) introduced by OpenAI Ouyang et al. [2024] being the most widely adopted method. Specifically, RLHF has been applied across state-of-the-art LLMs, both in proprietary models such as OpenAI’s GPT-4 OpenAI [2023] and Anthropic’s Claude Bai et al. [2022], as well as open-source models like Meta’s Llama 3 AI [2024].

In this context, a significant problem is obtaining high-quality data to train LLMs effectively Casper et al. [2023], as well as designing a Reward Model (RM) that accurately “embodies” human values. The complexity of this task can lead to misaligned reward functions, steering models towards learning unintended or incomplete objectives, a problem known as “reward hacking” Ji et al. [2024]. Optimal methods for gathering feedback to align LLMs with human goals remain an open question Casper et al. [2023]. Traditionally, explicit feedback is collected after users have reviewed model outputs. However, human decision making is inherently complex and involves a comprehensive evaluation of diverse information types before taking action. As a result, users often navigate through various conscious and subconscious Bargh and Chartrand [1999], Nisbett and Wilson [1977] processes and stages Anand [1988], which can frequently lead to misalignment Malkoc et al. [2005], thus relying on self-reported assessments that may not reflect the cognitive processes involved in real-time language understanding. By contrast, methods such as Eye-tracking (ET) offer

*ACM 2025. This is the author’s version of the work. It is posted here for your personal use. Not for redistribution. The definitive version was published in PACMHCI, <https://doi.org/10.1145/3725840>.

high temporal and spatial data resolution Zhang and Hollenstein [2024], and are more robust against cognitive biases which demonstrate their connection with explicit feedback, such as aesthetic evaluations or subjective preferences Li et al. [2024a].

ET data has been shown to add value in various NLP tasks, as demonstrated by prior work Huang et al. [2023], Khurana et al. [2023], Hollenstein et al. [2019], Yang and Hollenstein [2023], Kiegeland et al. [2024], Deng et al. [2023a], Mathias et al. [2018], McGuire and Tomuro [2021], and recent research has begun exploring its applications in human alignment for LLMs Kiegeland et al. [2024], Lopez-Cardona et al. [2024]. Despite its potential, this area remains largely unexplored. Acquiring eye-tracking data in labs is challenging due to the need for costly equipment and privacy concerns [Khurana et al., 2023]. To address these issues, researchers are using generative models to produce synthetic eye-tracking data. The performance of these models greatly improves when training datasets align closely with specific NLP tasks [Maharaj et al., 2023, Sood et al., 2020a, Huang et al., 2023], highlighting the need for task-specific eye-tracking datasets to enhance model accuracy and effectiveness in NLP. Finally, studies have shown strong correlations between human eye movements and attention patterns in Transformer-based models [Wang et al., 2024a, Bensemann et al., 2022, Sood et al., 2020b]. In this setting, our work presents the following **research questions** and contributions:

- **RQ1: How do human reading patterns differ between chosen and rejected responses within the LLMs human alignment framework?** We develop and release the OASST-ETC (OASST-Eye-tracking Corpus)², a first-of-its-kind ET dataset that captures the eye movements of 24 participants as they read and evaluate responses generated with the OASST1 Köpf et al. [2023] dataset. This unique corpus supports the exploration of how ET data can enhance alignment training and reveal different patterns in these responses.
- **RQ2: Are these differences in reading patterns also evident in synthetic eye-tracking data?** We perform a parallel analysis using synthetically generated reading measures to provide a comparative viewpoint/perspective.
- **RQ3: How do these reading measures correlate with model-generated attention patterns in Transformer-based models across different architecture types and model tasks?** For the first time in human alignment tasks, we compare human attention patterns with model-generated attention, analysing models of varying architectures and trained in different tasks, providing insights into how human preferences in LLM outputs align with model-generated attention mechanisms.

2 Background

2.1 Eye tracking for NLP

Eye-tracking technology has enabled the study of human visual attention and behaviour in a non-invasive and portable manner. This method enables precise tracking of eye movements in response to stimuli, proving valuable across fields such as psychology, marketing, medical diagnostics, and human-computer interaction. Reading, as a complex information processing activity, involves numerous cognitive processes [Bolliger et al., 2024], and analyzing these can offer insights into text comprehension [Mathias et al., 2020a].

While reading, our eyes perform two main actions: (1) fixations, when the eyes pause momentarily to process information, and (2) saccades, which are rapid shifts where visual information is not acquired Hollenstein et al. [2018]. Eye-tracking devices gather raw data about scanpaths, frequency and duration of fixations, as well as pupillary dilation variations. From this raw input, reading measures (i.e. eye-tracking features) are derived, like fixation duration, or aggregate measures like total reading time (TRT). These metrics allow for a comprehensive and robust description of reading behaviour Hollenstein et al. [2018]. Table 1 presents some key word-level reading measures, though the literature also covers several other measures.

One of the disadvantages of collecting organic eye-tracking data is the need for proprietary, high-precision equipment, along with data privacy concerns Khurana et al. [2023]. Moreover, gaze data is generally unavailable during inference. To overcome these limitations, researchers have developed generative models that predict gaze patterns for specific text stimuli, supporting various NLP applications. Models trained on open-source datasets, such as Eyettention Deng et al. [2023b], SCANDL Bolliger et al. [2023], and ScanTextGAN Khurana et al. [2023], simulate fixation sequences or scanpaths. Other models, such as those proposed by Li and Rudzicz [2021], Hollenstein et al. [2021b] and the token-level tasks introduced by Hollenstein et al. [2021a, 2022a], directly predict reading metrics at the token level. These models are further applied in research; for instance, Eyettention Deng et al. [2023b] has been used in studies such as Deng et al. [2024, 2023a], and the model from Li and Rudzicz [2021] was applied in Zhang and Hollenstein

²<https://github.com/Telefonica-Scientific-Research/oasstetc>.

Table 1: Eye-tracking (ET) reading measures per word [Hollenstein et al., 2021a]

Acronym	Measure	Definition
FFD	First Fixation Duration	Time spent on the initial fixation
GPT	Go-Past Time	Cumulative fixation time before moving to the right
TRT	Total Reading Time	Overall time spent fixating on a word
nFix	Number of Fixations	Number of fixations on each word
fixProp	Proportion of participants	Proportion of participants that fixated on the word

[2024], Wang et al. [2024a]. These predictive models can be applied directly or fine-tuned further. Fine-tuning typically involves using an eye-tracking dataset specific to the NLP task, incorporating cognitive signals or using the pretrained model as a foundation to optimize for a target task, ultimately infusing NLP objectives with useful inductive biases Deng et al. [2024, 2023a], Maharaj et al. [2023], Sood et al. [2020a]. Alternatively, modules can be trained to encode both textual and cognitive signals in parallel. Inference in such models requires only text input, enabling the learned relationships to be applied without needing cognitive input [Ren and Xiong, 2021, Ding et al., 2022].

2.2 Human alignment in Large Language Models

LLMs are initially trained as foundation models on large, general-purpose datasets to capture broad language patterns. After this pretraining phase, they undergo further refinement through human alignment methods, which enhance their relevance, responsiveness, and ability to address user-specific needs. To date, RLHF [Ouyang et al., 2024] remains the primary alignment technique used in state-of-the-art LLMs like GPT-4 [OpenAI, 2023], Claude [Bai et al., 2022], Bard [Google, 2023], and Llama 2-Chat [Touvron et al., 2023]. Implementations of RLHF vary in data gathering, training procedures, and choice of RL algorithms, yet they generally involve three main steps [Ouyang et al., 2024]: (1) collecting human feedback, (2) training a Reward Model on this feedback, and (3) fine-tuning the LLMs using RL methods, such as Proximal Policy Optimization (PPO) [Schulman et al., 2017], guided by the trained RM. Additional modifications to RLHF approaches include using more detailed rewards [Bai et al., 2022, Wu et al., 2023a, Dong et al., 2023a, Wang et al., 2023, 2024b] or exploring alternative RL algorithms [Wu et al., 2023b].

An alternative to RLHF is DPO [Rafailov et al., 2023], which optimizes language models based on preference data without a dedicated RM, leveraging an offline RL approach. Another widely adopted technique is statistical rejection sampling, also referred to as best-of-N or top-k-over-N [Bai et al., 2022, Touvron et al., 2023, Dubey et al., 2024]. Additionally, some human alignment techniques discard RL entirely to avoid instability issues, and instead fine-tune models on filtered samples selected by a RM or other sources [Dong et al., 2023b, Yuan et al., 2023].

Regardless of the specific approach, human alignment techniques typically rely on datasets comparing preferred versus rejected responses to the same prompt. Recent methods have introduced more complex reward structures, such as separately evaluating aspects like helpfulness and harmlessness [Bai et al., 2022], or implementing finer-grained preference models [Wu et al., 2023a, Dong et al., 2023a, Wang et al., 2023]. These datasets generally include human preference labels that differentiate across preferred (y_w) and rejected (y_l) responses for a given prompt (x): $\mathcal{D} = \{(x^{(i)}, y_w^{(i)}, y_l^{(i)})\}_{i=1}^N$.

While approaches such as PPO may differ in implementation, most methods leverage these datasets to train the RM as a stand-in for direct human feedback. In the original RLHF implementation [Ouyang et al., 2024], the RM functions as a classifier, predicting the probability of a preferred response, p^* , between two responses (Equation 1) using the Bradley-Terry model [Bradley and Terry, 1952]. By training copies of the original language model on labeled preference data, the RM can gauge user preference between different text outputs [Lambert et al., 2024].

$$p^*(y_w \succ y_l | x) = \frac{\exp(r^*(x, y_w))}{\exp(r^*(x, y_w)) + \exp(r^*(x, y_l))}. \quad (1)$$

Ultimately, the effectiveness of language model alignment depends on the quality of the Reward Model [Pace et al., 2024] and the preference datasets, as these are key to shaping a chatbot’s behavior [Shen et al., 2023]. A prevalent challenge across alignment techniques is securing high-quality data [Casper et al., 2023], including issues such as evaluator bias, supervision complexities, and feedback reliability [Casper et al., 2023]. A promising solution is Reinforcement Learning from AI Feedback (RLAIF) [Bai et al., 2022], where RMs are trained using preference data generated by other LLMs, enabling scalable, cost-effective data collection. Recent research has explored various forms of RLAIF [Lee et al., 2023, Jiao, 2023, Cui et al., 2024, Li et al., 2024b, Yang et al., 2024], expanding reward modeling’s scope to include AI-generated feedback and emphasizing the importance of accurately capturing user preferences.

3 Related work

3.1 Eye-tracking corpus

Several widely-used datasets for eye-tracking research are publicly available, including ZUCO Hollenstein et al. [2020a], ZUCO2 Hollenstein et al. [2018], PROVO Luke and Christianson [2018], ETSA-I Mishra et al. [2016a], ETSA-II Mishra et al. [2018], GECO Cop et al. [2017], GECO-MT Colman et al. [2022], CELER Berzak et al. [2022], and CopCo Hollenstein et al. [2022b], InteRead Zermiani et al. [2024] and PoTeC [Jakobi et al., 2024a]. Additionally, multilingual datasets such as MECO Siegelman et al. [2022] and EGGBD5 Mathias et al. [2020b] are becoming increasingly available. Recently developed datasets like WebQAmGaze Ribeiro et al. [2023] include new methods, such as recording gaze data with a webcam, which could simplify data collection. However, no dataset has yet been specifically created for human alignment in LLMs. Although English-language data is most common, multilingual resources are expanding, with most datasets focusing on naturalistic reading or specific tasks, such as sentiment analysis. For instance, the ITB-HGC:IITB dataset Maharaj et al. [2023] is designed to address hallucination detection, a significant challenge in LLMs, and EMTEC Bolliger et al. [2024], which utilizes text generated by LLMs but focuses on general reading rather than the selection of responses.

3.2 Eye-tracking applications for NLP

Eye-tracking has found applications across numerous NLP tasks, from named entity recognition [Hollenstein and Zhang, 2019, Ren and Xiong, 2021, Yu et al., 2024, Hollenstein et al., 2019] and text comprehension [Ahn et al., 2020, Reich et al., 2022, Sood et al., 2020a] to language modeling [Huang et al., 2023, Huang and Hollenstein, 2023, Deng et al., 2023b] and question answering [Zhang and Hollenstein, 2024, Wang et al., 2024a]. Other examples include code comprehension [Alakmeh et al., 2024], code summarization [Zhang et al., 2024], and hallucination detection [Maharaj et al., 2023]. The use of ET in sentiment analysis and sarcasm detection tasks has also received a lot of attention, as suggested by the body of related work [Mishra et al., 2016a,b, 2018, Barrett et al., 2018, Huang et al., 2023, Khurana et al., 2023, Hollenstein et al., 2019, Yang and Hollenstein, 2023, Kiegeland et al., 2024, Deng et al., 2023a, Mathias et al., 2018, McGuire and Tomuro, 2021]. Recent research has also investigated connections between ET features and human alignment. For instance, Kiegeland et al. [2024] developed a dataset using ET signals for DPO, building on sentiment generation frameworks from Deng et al. [2023a] and Yang and Hollenstein [2023]. Similarly, Lopez-Cardona et al. [2024] demonstrated that incorporating ET signals can improve the accuracy of RM.

3.3 Human- vs. model-based relative attention comparison

The relationship between human reading patterns and attention mechanisms in DL models has been studied extensively to enhance both cognitive interpretability and explainability in language models Deng et al. [2023b], Bolliger et al. [2024]. Researchers have examined various architectures, including encoder models like BERT and RoBERTa Hollenstein and Beinborn [2021], Wang et al. [2024a], as well as T5 Eberle et al. [2022] and GPT Wu et al. [2024a], Wang et al. [2024c].

Specifically, studies have analysed attention across model layers, from early Hollenstein and Beinborn [2021] to final layers Sood et al. [2020b], and across multiple layers Wang et al. [2024a], using gaze reading measures like Total Reading Time (TRT) Hollenstein and Beinborn [2021], Eberle et al. [2022] and other metrics Sood et al. [2020b], Wang et al. [2024a,c]. Methods for comparison include Spearman correlation Wang et al. [2024a], Bensemann et al. [2022] and KL divergence Sood et al. [2020b], revealing various patterns in human and model attention alignment. Alternative attention measures, such as flow attention Eberle et al. [2022] and gradient-based saliency Hollenstein and Beinborn [2021], Wu et al. [2024a], have also shown promising results. Additionally, studies have examined how aligning a model’s training task with the task used in eye-tracking corpora impacts attention patterns, often yielding varied findings Wu et al. [2024a], Sood et al. [2020b], Eberle et al. [2022]. Building upon these studies, our work provides the first systematic comparison between attention mechanisms and eye-tracking data for human alignment tasks.

4 OASST-ETC dataset creation

We collected eye-tracking data from 24 participants (subsection 4.2) while they read and evaluated pairs of responses to prompts generated by a LLM. The stimuli for this study were drawn from the OASST1 dataset [Köpf et al., 2023] (subsection 4.1). Following established best practices [Jakobi et al., 2024b, Dunn et al., 2024], we ensure open access to data across processing stages: (1) raw data (subsection 4.5), (2) filtered fixation sequences (subsection 4.6), and (3) computed reading measures (subsection 4.7). Additionally, electrodermal activity (EDA) data gathered during the experiment will also be included with the dataset release (a detailed description is shown in Appendix D).

4.1 Stimulus

For this study, we used the OpenAssistant Conversations dataset (OASST1)³ [Köpf et al., 2023], a comprehensive, crowd-sourced, human-generated, and annotated conversation dataset widely applied in LLMs human alignment research [Köpf et al., 2023, Dettmers et al., 2023, Wu et al., 2024b]. OASST1 consists of 161,443 messages across 35 languages, with 461,292 quality ratings and over 10,000 annotated conversation trees. To construct our ET corpus, we filtered the dataset to include only English-language texts, selected prompt and response pairs suitable for our display parameters (subsection 4.5), and identified the two most contrasting responses for each prompt. We selected 360 prompts and their corresponding 720 responses that met these criteria.

4.2 Participants

Twenty-six individuals participated in our study (16 male, 8 female; mean age 31.66 ± 6.13 years) after obtaining a written informed consent. Data from two participants were excluded due to quality concerns (subsection 4.6). All participants held at least a Master’s degree from institutions where English was the primary language of instruction (high proficiency in English was a criterion to ensure accurate task comprehension and response quality). Participants had normal or corrected vision, and none reported neurological or psychiatric histories or medications.

4.3 Task and procedure

Participants provided demographic information and acknowledged payment terms upon arrival at the lab. The experiment began with a detailed overview of the study, and researchers confirmed that each participant understood the instructions before proceeding. The experimental sequence, shown in Figure 1, followed these steps for each prompt. We used PsychoPy [Peirce et al., 2019] for stimulus presentation and behavioral response recording, given its flexibility and compatibility with various experimental hardware setups.

Specifically, the task required participants to annotate preferences by evaluating and selecting between two responses per prompt, following a streamlined version of the OASST1 annotation procedure. Participants reviewed guidelines (Appendix A) adapted from the original dataset’s annotation protocol. Unlike other eye-tracking studies conducted in naturalistic reading settings, participants could choose not to annotate a response if they felt they lacked sufficient background knowledge. Each participant was asked to evaluate 30 prompts (from a set of 45) with two responses each, with the option to skip up to 15 prompts if they felt unqualified to assess them.

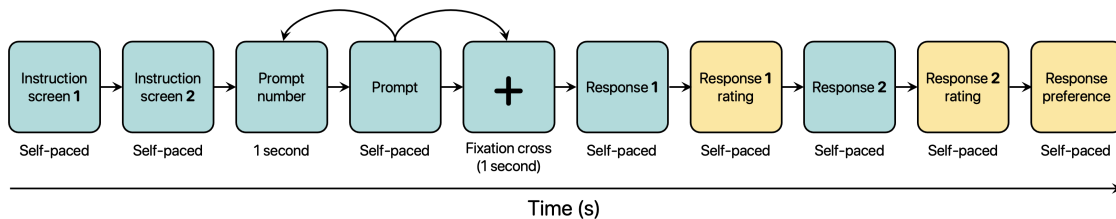


Figure 1: Task procedure: Tasks start with instructions. Participants see a prompt screen and choose to skip (up to 15 times) or answer. Choosing to answer leads to a fixation cross, followed by a rating for response 1, then response 2. Finally, participants select the preferred response, starting a new task.

4.4 Dataset description

We designed our experimental setup with a focus on balancing internal (prompt reading) and external validity (diversity of prompts). Recognizing the challenges that come with a limited dataset, we took a pragmatic approach by dividing our 360 prompts into 8 subsets of 45. Each such subset was assigned to three participants. Participants were required to respond to only 30 prompts (out of 45) within their assigned subgroup. Since participants could opt out of annotating prompts if they felt they lacked sufficient background knowledge, not all prompt-response pairs were annotated by all three participants. Table 2 shows the number of responses annotated by all participants (*all*) and those with unanimous annotations across all three participants in each group and overall (*unanimous annotated*). In cases where multiple participants read the same text, reading measures are averaged across participants to mitigate individual differences and yield a more consistent signal.

³<https://huggingface.co/datasets/OpenAssistant/oasst1>

Table 2: Number of responses annotated in each subgroup.

	total	1	2	3	4	5	6	7	8
all	652	82	84	84	80	78	76	86	82
unanimous annotated	214	30	46	20	22	24	36	22	14

4.5 Apparatus

For our study, we used a 27-inch monitor with dimensions 23.53 inches (width) by 13.24 inches (height). Eye movement data was collected using a GP3 HD Eye Tracker, sampling at 60 Hz, in accordance with recommended guidelines Leiva et al. [2024]. This equipment provides high spatial and temporal resolution, allowing for precise tracking of rapid eye movements Cuve et al. [2022]. For each participant, we did a five-point calibration prior to the study, which was repeated until minimal error was achieved. Throughout the experiment, various eye movements – including fixations, saccades, and blinks – were recorded. The data included timestamps, gaze coordinates (x and y), and eye validity codes, with continuous monitoring of data quality through real-time feedback Duchowski [2017].

4.6 Data pre-processing

The raw ET data (subsection 4.5) was processed using the *GazePoint Analysis* software⁴, which applies microsaccade detection algorithms to generate filtered fixation sequences. Each participant’s data was stored in two formats: raw data in *all_gaze.csv* and filtered fixation sequences in *fixations.csv*. For our fixation sequence analyses, we relied on *fixations.csv*. However, we also include the raw data files to allow for other fixation detection approaches. Details on the eye tracker’s features are available in the Open Gaze API manual from Gazepoint⁵. Each fixation data entry includes its sequential order, pixel coordinates (x, y) on the display, pupil dilation per eye, and fixation duration in seconds.

Fixations for each participant’s response were aligned with individual words by capturing screenshots via *PsychoPy* Peirce et al. [2019]. Using *OpenCV*’s Optical Character Recognition (OCR) capabilities, we extracted the coordinates for each Area of Interest (AOI) (bottom-left position, width, and height). Each area represents a single word, defined by spaces, with punctuation typically included with adjacent words (Figure 2). Fixations were matched to the nearest AOI through Euclidean distance calculations, with several key adjustments. Following prior work Hollenstein et al. [2018], Bolliger et al. [2024], a maximum distance threshold was applied to exclude fixations that fell outside the expected reading area, such as screen edges or corners. Initial fixations were also excluded, as manual checks revealed that they frequently centred on the screen’s cross marker, where participants typically start before shifting to the text.

A common challenge in eye-tracking is the vertical drift of recorded gaze coordinates, where fixations may be incorrectly attributed to text lines above or below the intended reading line Carr et al. [2022], Bolliger et al. [2024]. To mitigate this drift in left-to-right reading and ensure accurate fixation-to-word mapping, we applied the following correction: if a fixation’s nearest AOI appeared on a different line than the previous fixation, but to the right along the x-axis, we identified this as vertical drift. In those cases, the fixation was reassigned to the closest word on the same line as the previous fixation’s area.

Before reading each response, participants focused on an on-screen cross (Figure 1) that was used as a calibration reference point. By comparing the actual position of the cross to participant’s gaze location, we adjusted subsequent fixations to account for any misalignment. For each response, we calculated the mean fixation-to-word distance with and without calibration and used the approach that minimized this average distance (Figure 2). When neither method yielded distances below our threshold, the response was excluded. This approach led to the exclusion of two participants (with five and two responses excluded, respectively), requiring additional sessions to collect complete data with replacement participants.

4.7 Descriptive statistics on reading measures

For each response, we computed the total word count and average word length, along with several additional reading measures that capture participants’ reading behaviours (Table 3). Drawing from previous eye-tracking corpora we calculated measures such as the total number of fixations (nFix), to assess basic word-level engagement, and first fixation duration (FFD), to reflect early lexical and syntactic processing [Hollenstein et al., 2021b]. For indicators of later syntactic processing and disambiguation [Hollenstein et al., 2021b] we included TRT on words receiving multiple fixations.

⁴<https://www.gazept.com>

⁵Open Gaze API by Gazepoint: https://www.gazept.com/dl/Gazepoint_API_v2.0.pdf

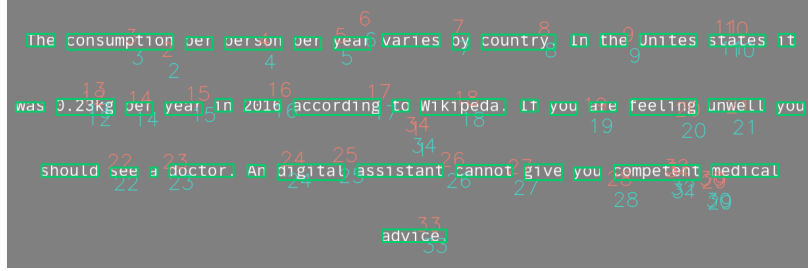


Figure 2: Example of a cropped screenshot of the original image with AOI shown in green boxes. The original fixation sequence is indicated by blue numbers (suggesting viewing order), while calibrated fixations are displayed by pink numbers.

Table 3: Means and standard deviations for reading measures across subgroups (n=3) and all participants (n=24)

Subgroup	Total Words	Word Length	TRT (s)	Omission Rate (%)	nFix	FFD (s)	Pupil Size (pixel)
1	59.68 (\pm 34.38)	4.77 (\pm 0.74)	0.49 (\pm 0.12)	0.48 (\pm 0.14)	0.74 (\pm 0.30)	0.35 (\pm 0.05)	12.44 (\pm 1.49)
2	50.88 (\pm 35.57)	4.74 (\pm 0.83)	0.60 (\pm 0.53)	0.52 (\pm 0.16)	0.89 (\pm 0.90)	0.34 (\pm 0.07)	13.32 (\pm 2.19)
3	50.90 (\pm 33.57)	4.87 (\pm 0.76)	0.50 (\pm 0.37)	0.52 (\pm 0.14)	0.77 (\pm 0.69)	0.32 (\pm 0.04)	13.83 (\pm 1.97)
4	56.79 (\pm 34.35)	4.68 (\pm 0.75)	0.57 (\pm 0.28)	0.49 (\pm 0.15)	0.82 (\pm 0.57)	0.38 (\pm 0.08)	18.16 (\pm 1.40)
5	61.87 (\pm 34.97)	4.80 (\pm 0.72)	0.49 (\pm 0.21)	0.53 (\pm 0.14)	0.73 (\pm 0.48)	0.34 (\pm 0.06)	18.37 (\pm 3.51)
6	68.20 (\pm 36.11)	4.92 (\pm 0.70)	0.47 (\pm 0.22)	0.54 (\pm 0.15)	0.77 (\pm 0.53)	0.30 (\pm 0.04)	12.93 (\pm 3.43)
7	59.29 (\pm 33.48)	4.84 (\pm 0.76)	0.46 (\pm 0.19)	0.54 (\pm 0.09)	0.69 (\pm 0.38)	0.31 (\pm 0.03)	12.14 (\pm 3.93)
8	55.96 (\pm 33.44)	4.86 (\pm 0.91)	0.65 (\pm 0.70)	0.52 (\pm 0.12)	0.75 (\pm 0.64)	0.39 (\pm 0.08)	14.71 (\pm 2.56)
Total	57.82 (\pm 34.94)	4.81 (\pm 0.78)	0.53 (\pm 0.39)	0.51 (\pm 0.14)	0.78 (\pm 0.60)	0.34 (\pm 0.07)	14.51 (\pm 3.46)

Word count and average word length were analysed for both response types (chosen vs. rejected). Responses in the chosen category had significantly higher word counts ($t(23) = 16.53, p < .001, d = 3.37$) and greater average word lengths ($t(23) = 3.10, p < .001, d = 0.63$) compared to the rejected responses (Figure 3). Moreover, we observed that reading measures correlated strongly with word length (Table 4), indicating that longer words naturally require additional processing time as readers scan their entire character span. These results align with prior findings linking reading behaviour to both word length and word frequency [Hollenstein and Beinborn, 2021, Haller et al., 2024].

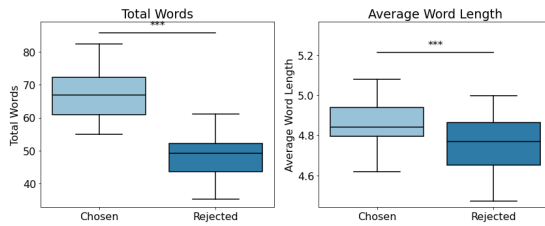


Figure 3: Words amount and length by condition

Table 4: Correlation between word length and reading measures.

	TRT	FFD	nFix
All responses	0.43 (\pm 0.21)	0.39 (\pm 0.22)	0.46 (\pm 0.22)
Unanimous response	0.49 (\pm 0.19)	0.44 (\pm 0.21)	0.52 (\pm 0.19)

5 Preference analysis with organic vs. synthetic reading measures

5.1 Methodology

We compare the reading measures of number of fixations (nFix), total reading time (TRT), and first fixation duration (FFD) between preferred and rejected responses. For labeling preferred and rejected responses, we retain the original dataset’s labels (Appendix F), as these would be used for the LLM alignment with this data and also to ensure reproducibility across studies. To investigate whether similar patterns are present in synthetic reading measures, we replicate the study using reading measures produced by a generative model that processes each response independently as input. Our analysis considers both all responses, and only unanimous responses (Table 2).

Synthetic Reading Measures: We apply a RoBERTa-based model [Li and Rudzicz, 2021], previously used in studies such as Zhang and Hollenstein [2024] and Wang et al. [2024a], to generate synthetic reading measures. The model uses a regression head on each token with a linear layer to predict five measures: FFD, fixProp, GPT, TRT, and nFix

(Table 1). This model is initialized with pre-trained weights and fine-tuned on the ZUCO1 [Hollenstein et al., 2018], ZUCO2 [Hollenstein et al., 2020b], and PROVO [Luke and Christianson, 2018] datasets, using 800 sentences (15.7 tokens per sentence), with 191 sentences (3.5k tokens) held out for evaluation. During training, word-level features are mapped to token-level features by assigning them to the first token of each word, with the remaining tokens given zero values. For inference, this process is reversed to obtain word-level features. Due to potential mismatches between tokenized words and OCR-extracted words, we map one word list to another; if one OCR word corresponds to multiple tokenized words, their reading measures are summed (details in Appendix B.1).

5.2 Results

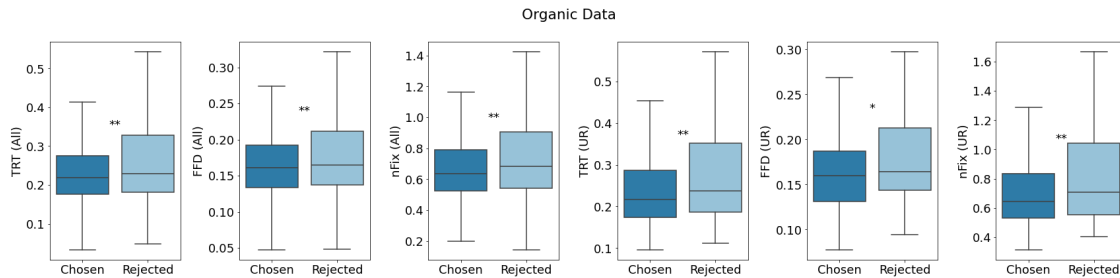


Figure 4: Reading measures comparison between responses on organic ET corpus for All (AR) and Unanimous Responses (UR).

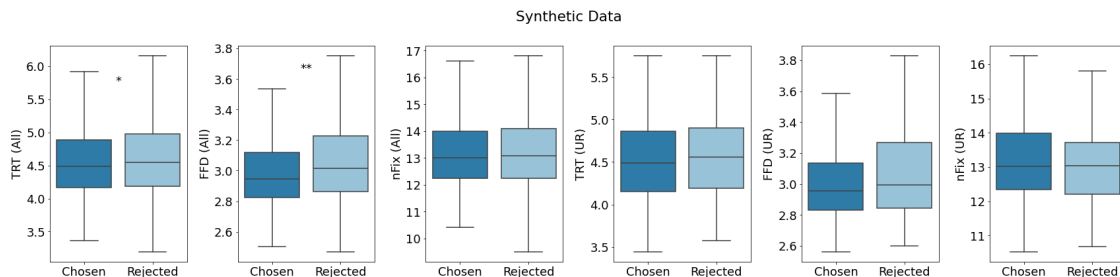


Figure 5: Reading measures comparison between responses on synthetic ET corpus for All (AR) and Unanimous Responses (UR).

When analysing all responses (Figure 4), significant differences were observed across all metrics, possibly influenced by correlations shown in Table 4. Rejected responses showed significantly higher TRT ($t(325) = -3.76, p < .01, d = -.20$), higher FFD ($t(325) = -3.37, p < .01, d = -.18$), and higher nFix ($t(325) = -3.21, p < .01, d = -.17$) than preferred responses. An analysis of unanimous responses revealed similar effects, with rejected responses having higher TRT ($t(106) = -2.72, p < .01, d = -.26$), higher FFD ($t(106) = -2.07, p < .05, d = -.20$), and higher nFix ($t(106) = -2.63, p < .01, d = -.25$) (Figure 4).

When analysing synthetic data generated by fixation model (Figure 5), TRT ($t(321) = -2.27, p < .05, d = -.12$) and FFD ($t(321) = -4.05, p < .01, d = -.22$) differed significantly across all responses, though nFix showed no significant difference ($t(321) = -1.20, p = .22, d = -.06$). Moreover, unanimous responses showed no significant differences for TRT ($t(106) = -1.00, p = .31, d = -.09$), FFD ($t(106) = -1.97, p = .051, d = -.19$), or nFix ($t(106) = -0.16, p = .87, d = -.01$).

Figure 6 shows a comparison between representative TRT patterns for preferred versus rejected responses. Differences in TRT distributions between organic and synthetic data suggest that high TRT values vary noticeably between the two. This difference could be attributed to several factors, such as the relatively small dataset that the model was trained on, thus limiting its vocabulary and leading to a possible mismatch with the target words [Huang et al., 2023]. Furthermore, the generative model used here lacks task-specific data, preventing it from optimizing predicted measures for this specific task – a limitation noted in other studies Huang and Hollenstein [2023], Huang et al. [2023]. When comparing reading measures for chosen and rejected responses, between the organic (Figure 4) and synthetic (Figure 5) ET data, the differences observed in the latter are less pronounced, as expected given the lack of task-specific training. Research suggests that fixation prediction models could benefit from task-specific corpora or multi-task learning to enhance their

performance Sood et al. [2020a], Prasse et al. [2023], which indicates the potential value of this dataset in improving generative models for human-aligned NLP tasks.

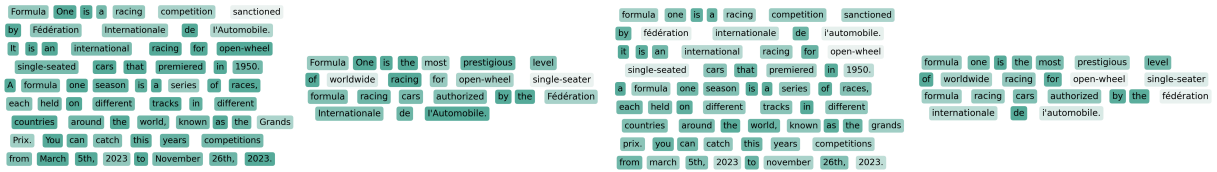


Figure 6: Word-by-word reading time comparison between real (left) and synthetic (right) eye tracking data for the question "What is Formula One?". The first and third plots display preferred responses, while the second and fourth show rejected ones, with darker shades indicating longer fixation durations.

6 Human- vs. model-based attention measures

6.1 Methodology

Considering our ET corpora and language models, we analyse token-level relative importance for each prompt response $\mathbf{x} = \langle x_1, \dots, x_N \rangle$, where N is the word count and x_j denotes the j -th word. For each response, we derive two importance vectors: a human-assigned importance vector $\mathbf{h} = \langle h_1, \dots, h_N \rangle$ and a model-assigned importance vector $\mathbf{m} = \langle m_1, \dots, m_N \rangle$, where h_j and m_j indicate the importance assigned to word x_j by human readers and by the model, respectively. We quantify the alignment between these human and model importance values by calculating the mean Spearman correlation across all responses \mathbf{x} , following Eberle et al. [2022], Hollenstein and Beinborn [2021].

Human-based attention: Token-level importance to human readers is closely correlated with fixation duration Hollenstein and Beinborn [2021]. Generally, the more frequently a token is fixated upon, the higher its importance in answering the prompt question Sood et al. [2020b]. Previous studies Hollenstein and Beinborn [2021], Wu et al. [2024a], Bensemann et al. [2022] have used TRT to measure relative attention per token, though alternative reading metrics have also been examined Wang et al. [2024a,c]. In our study, in addition to TRT, we compute FFD and nFix per word. TRT and FFD are normalized by response, where fixation durations for each token x_j are expressed as $d_{j,r} = \frac{t_{j,r}}{\sum_j t_{j,r}}$, as done in Hollenstein and Beinborn [2021], Wu et al. [2024a].

Model-based attention: Following Bensemann et al. [2022], Wang et al. [2024a], Hollenstein and Beinborn [2021], we investigate Transformer-based language models with varying architectures, differentiated by their base module, number of layers, and attention heads. Each response is independently tokenized and processed through the model to extract attention matrices from each attention head. Token-level attention values are derived from pre-softmax output weights before interaction with V (as shown in Equation 2), averaging token attention across heads within each layer and aggregating attention received by each token. The resulting vector is normalized within each sentence to indicate the proportional attention each token receives from others in the response. This process remains consistent across models, regardless of their number of layers and heads. Each model uses its specific tokenizer and special tokens ($[CLS]$, $[SEP]$, $[INS]$...), though attention values for special tokens are omitted from these calculations. Final attention values are normalized per sentence to show the proportional attention given to each word. Token-level attention values are then converted to word-level attention by aggregating them. Human attention is focused on words obtained through OCR (subsection 4.5), which may not match those from the tokenizer. Therefore, we map and add the attention from the tokenizer’s word list that corresponds to an OCR word (detailed in Appendix B.2).

$$\text{Attention}(Q, K, V) = \text{softmax} \left(\frac{QK^\top}{\sqrt{n}} \right) V \quad (2)$$

6.2 Experimental setup

Datasets. We use our ET dataset for this analysis. For each trial, we calculate a correlation score between human- and model-based attention, reporting both the average correlation across all trials and unanimous responses (Table 2).

Models. We include both encoder-based and decoder-based Transformer models, detailed in Table 5 and Appendix C.1. Pretrained models from Huggingface⁶ are used directly via their checkpoint names, with minimal modifications for RMs to obtain attention patterns (see Appendix C.1). Information regarding the hardware used in Appendix C.6.

Table 5: Models used in each category

Category	Models
Masked LLMs	BERT Devlin et al. [2019] (bert-base-uncased, bert-base-cased, bert-large-uncased), RoBERTa Liu et al. [2019] (roberta-base, roberta-large)
Pretrained LLMs	Phi 1.5 Li et al. [2023] (phi-1_5), Llama 2 Touvron et al. [2023] (Llama-2-7b-hf), Llama 3 Dubey et al. [2024] (Meta-Llama-3-8B, Llama-3.1-8B), Mistral Jiang et al. [2023] (Mistral-7B-v0.1)
Human aligned LLMs	Llama 2 Touvron et al. [2023] (Llama-2-7b-chat-hf), Llama 3 Dubey et al. [2024] (Meta-Llama-3-8B-Instruct, Llama-3.1-8B-Instruct), Mistral Jiang et al. [2023] (Mistral-7B-Instruct-v0.1)
Reward Models	UltraRM Cui et al. [2024] (UltraRM-13b), Eurus Yuan et al. [2024] (Eurus-RM-7b), QRM Dorka [2024] (QRM-Llama3.1-8B)

Transformer encoder-based models. We use several versions of BERT [Devlin et al., 2019] trained on Masked Language Modeling (MLM) and Next Sentence Prediction (NSP) tasks, along with two variations of RoBERTa [Liu et al., 2019]. While RoBERTa shares BERT’s core architecture, it enhances the training approach. Encoder-based models excel in contextualizing each token in both directions.

Transformer decoder-based models. Decoder models, while less frequently analysed in attention alignment studies, are widely used in generation-oriented language models, offering insights into how alignment holds in text-generation tasks. We consider several state-of-the-art, open-source models, such as Llama [Touvron et al., 2023, Dubey et al., 2024] and Mistral [Jiang et al., 2023], and the compact model Phi 1.5 [Li et al., 2023], to explore the impact of model scale on alignment. Additionally, three Reward Models are evaluated for their alignment capabilities on this specific task, as discussed in subsection 2.2.

6.3 Results

6.3.1 Correlation analysis of model layers and reading measures

Figure 7 shows the correlation of each layer with the reading measures TRT, FFD, and nFix across representative models from each family (detailed results for all models are available in Appendix C.3). Across all reading measures, FFD consistently demonstrates the weakest correlation across all architectures. Encoder-based models show the highest correlation in the first layer and also a significant correlation in the middle layers when compared to decoder-based models. In contrast, decoder-based models typically exhibit low correlation in the initial layers, with the exception of Phi, likely due to its smaller size. The strongest correlations are observed in the middle and upper layers, consistent with findings reported by Wang et al. [2024c], indicating that these layers are more attuned to human attention patterns, particularly in recognizing contextually significant tokens. Among the various model variants, both original and aligned models generally display similar layer-wise distributions, as seen with Llama 2 and its Chat variant. While some research (e.g., Bensemann et al. [2022]) focuses on the first-layer encoding, others (e.g., Hollenstein and Beinborn [2021], Sood et al. [2020b]) highlight the final layer. For our subsequent analyses, we selected each model’s highest-correlating layer, recognizing that optimal alignment to human attention varies by architecture and task.

6.3.2 Correlation analysis of model architectures and reading measures

We analyse correlations between model attention patterns and human reading behaviours across trials, distinguishing between preferred and rejected responses. Specifically, correlations were observed across all three reading measures (FFD, TRT, and nFix), with TRT and nFix showing the strongest alignment across models (Figure 8). In the Appendix C.4, Figure 13, Figure 14, and Figure 15 indicate that correlations were stronger for unanimous trials (left) than for all (right), likely due to reduced variability from data averaging and the smaller sample size.

Model architecture. Models with bidirectional decoder architectures consistently outperformed encoder-based models, despite not being specifically trained on tasks related to our dataset. This advantage may stem from the bidirectional

⁶<https://huggingface.co>

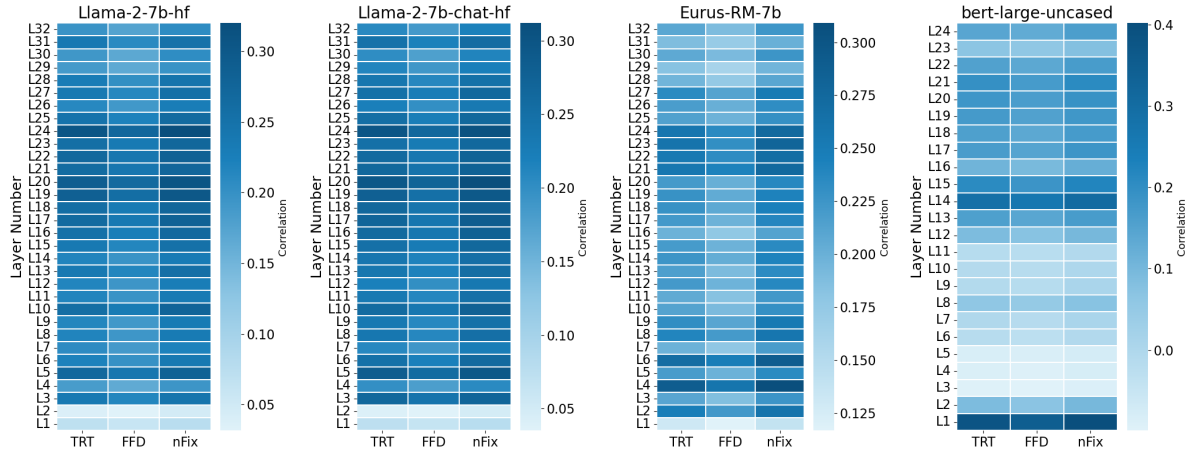


Figure 7: Mean Spearman correlation values of different layers in different models with TRT, FFD and nFix reading measures.

processing of context, which more closely resembles human reading. Among encoder-based models, BERT-based architectures exhibited stronger correlations than RoBERTa variants, supporting findings from prior studies Bensemann et al. [2022], Wu et al. [2024a]. Model size, however, had minimal impact on correlation strength.

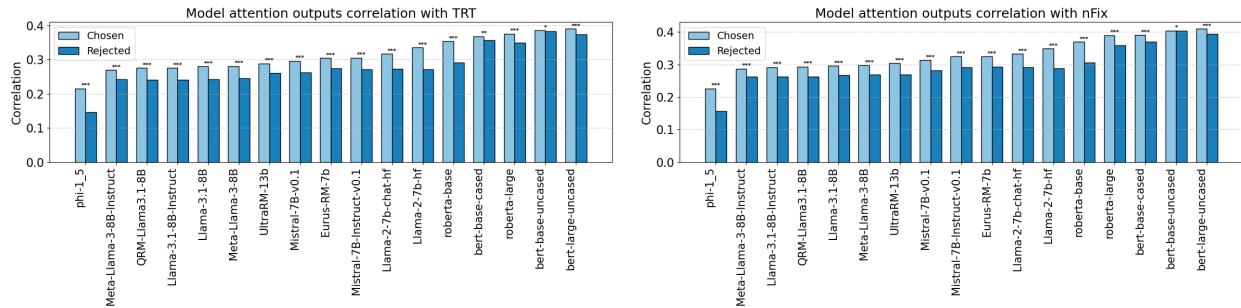


Figure 8: Mean Spearman correlation analysis between TRT (left barplot) and nFix (right barplot) on the unanimous annotated dataset. (*) indicates statistical significance between chosen and rejected.

Model task. Contrary to expectations, task-specific alignment did not consistently improve correlation strength. The standard, pretrained Llama 3.1 model, which lacked alignment or instruction-following tuning, generally achieved higher correlations than its instruction-tuned (Llama 3.1 Instruct) and RM (QRM-Llama 3.1) counterparts. This suggests that task-specific alignment and reward tuning may not be essential for achieving strong human-like attention alignment, though other studies have highlighted the importance of such alignment [Wu et al., 2024a]. Interestingly, encoder-based models demonstrated greater differentiation between chosen and rejected responses, with some BERT-based models showing higher average correlations for rejected responses. This trend indicates that task alignment has a greater influence on the differences in correlation between chosen and rejected responses than on the overall correlation itself. Additionally, newer Llama versions (Llama 3 and Llama 3.1), despite being trained on larger datasets, exhibited lower correlations across all reading measures. Other studies have also noted that models with higher performance can sometimes exhibit lower attention correlations [Wu et al., 2024a].

6.3.3 Correlation analysis of RM input and reading measures

To examine task alignment more closely, we compared correlation results from the three RMs analysed previously. Our comparison used two input configurations: (1) isolated responses (as in previous analyses), and (2) concatenated prompt-response pairs (implementation details are in Appendix C.2). Results, presented in Figure 9, suggest that models achieved stronger alignment with human attention patterns when processing the full prompt-response context. This setup aligns with human information processing, where the prompt is read before the response (see additional results in Appendix C.5).

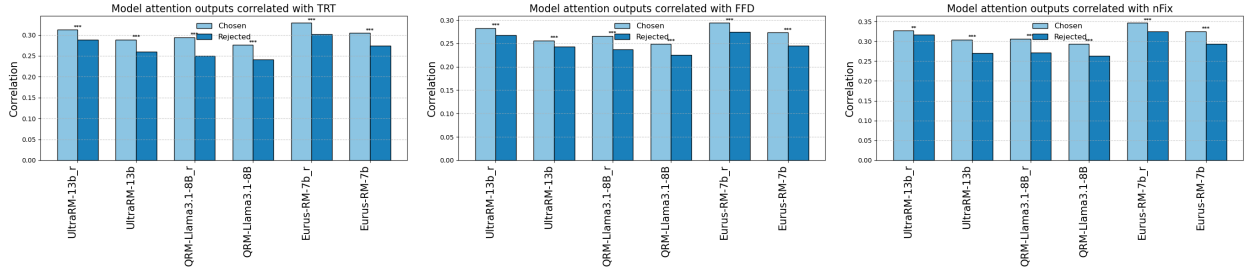


Figure 9: Mean Spearman correlation coefficients comparing TRT, FFD, nFix across three Reward Models, with both standard and prompt-conditioned (_r) variations.

7 Discussion and conclusions

This work introduced the first eye-tracking corpus specifically designed to study human alignment in LLMs. Building upon a widely used dataset in state-of-the-art LLMs, we performed a comprehensive analysis of the raw ET data and fixation sequences, and calculated reading measures to examine how humans process preferred versus rejected responses to identical prompts. Our findings revealed significant distinctions between these two response categories. When comparing these differences with the reading measures obtained from a generative model not specifically trained on ET corpora for this task, we observed similar but less pronounced differences, confirming the importance of task-specific alignment in model development.

Our investigation also explored the relationship between human reading measures and attention patterns across various Transformer-based architectures. This comparison highlighted differences in chosen and rejected responses and, interestingly, revealed stronger correlations with decoder-based models, likely due to their bidirectional nature, despite text generation models being primarily based on decoder architectures. Further analysis demonstrated that encoder-based models exhibit more distinct correlations between chosen and rejected responses. Additionally, Reward Models showed enhanced correlation, when processing both prompts and responses simultaneously.

This research presents the first comprehensive study of an ET corpus for LLM alignment, establishing an important groundwork for future investigations in this domain. Our findings highlight the significance of implicit feedback in user preferences. Additionally, our findings suggest that fine-tuning generative models on this dataset could improve their capacity in human alignment applications. A promising future direction is to enhance human alignment by leveraging implicit feedback from this dataset. We believe the ET data can enhance existing RMs or be used in combination with them.

7.1 Limitations

Regarding dataset selection, models utilized - Mistral 7B and Llama - were fine-tuned on publicly available data, though specific details about the training datasets remain limited. While we cannot entirely discard the possibility that OASST1 were included in the models' pretraining, particularly in versions that underwent human alignment, because of the vast scale of training data used in these models, we think that OASST1 inclusion would likely not significantly impact attention correlation. A notable limitation of our study is the relatively small number of participants reading identical texts. Future research would benefit from expanding the participant pool, now that the initial potential has been demonstrated.

Ethical statement

We obtained informed consents from the participants, ensuring the anonymization of their data. Consequently, the eye-tracking datasets collected in this study provide anonymous records in compliance with ethical board approvals, containing no personal information. This approach guarantees the privacy and anonymity of the collected data. To address potential privacy concerns associated with eye-tracking data collection and processing, the datasets presented are unlinkable to individual participants, thus preventing any possible misuse.

Acknowledgments

This research is supported by Horizon Europe’s European Innovation Council through the Pathfinder program (SYMBI-OTIK project, grant 101071147) and by the Industrial Doctorate Plan of the Department of Research and Universities of the Generalitat de Catalunya, under Grant AGAUR 2023 DI060.

References

- Hugo Touvron, Louis Martin, Kevin Stone, Peter Albert, Amjad Almahairi, Yasmine Babaei, Nikolay Bashlykov, Soumya Batra, Prajjwal Bhargava, Shruti Bhosale, Dan Bikel, Lukas Blecher, Cristian Canton Ferrer, Moya Chen, Guillem Cucurull, David Esiobu, Jude Fernandes, Jeremy Fu, Wenyin Fu, Brian Fuller, Cynthia Gao, Vedanuj Goswami, Naman Goyal, Anthony Hartshorn, Saghar Hosseini, Rui Hou, Hakan Inan, Marcin Kardas, Viktor Kerkez, Madian Khabsa, Isabel Kloumann, Artem Korenev, Punit Singh Koura, Marie-Anne Lachaux, Thibaut Lavril, Jenya Lee, Diana Liskovich, Yinghai Lu, Yuning Mao, Xavier Martinet, Todor Mihaylov, Pushkar Mishra, Igor Molybog, Yixin Nie, Andrew Poulton, Jeremy Reizenstein, Rashi Rungta, Kalyan Saladi, Alan Schelten, Ruan Silva, Eric Michael Smith, Ranjan Subramanian, Xiaoqing Ellen Tan, Binh Tang, Ross Taylor, Adina Williams, Jian Xiang Kuan, Puxin Xu, Zheng Yan, Iliyan Zarov, Yuchen Zhang, Angela Fan, Melanie Kambadur, Sharan Narang, Aurelien Rodriguez, Robert Stojnic, Sergey Edunov, and Thomas Scialom. Llama 2: Open Foundation and Fine-Tuned Chat Models, July 2023. URL <http://arxiv.org/abs/2307.09288>. arXiv:2307.09288 [cs].
- Yuntao Bai, Saurav Kadavath, Sandipan Kundu, Amanda Askell, Jackson Kernion, Andy Jones, Anna Chen, Anna Goldie, Azalia Mirhoseini, Cameron McKinnon, Carol Chen, Catherine Olsson, Christopher Olah, Danny Hernandez, Dawn Drain, Deep Ganguli, Dustin Li, Eli Tran-Johnson, Ethan Perez, Jamie Kerr, Jared Mueller, Jeffrey Ladish, Joshua Landau, Kamal Ndousse, Kamile Lukosuite, Liane Lovitt, Michael Sellitto, Nelson Elhage, Nicholas Schiefer, Noemi Mercado, Nova DasSarma, Robert Lasenby, Robin Larson, Sam Ringer, Scott Johnston, Shauna Kravec, Sheer El Showk, Stanislav Fort, Tamera Lanham, Timothy Telleen-Lawton, Tom Conerly, Tom Henighan, Tristan Hume, Samuel R. Bowman, Zac Hatfield-Dodds, Ben Mann, Dario Amodei, Nicholas Joseph, Sam McCandlish, Tom Brown, and Jared Kaplan. Constitutional AI: Harmlessness from AI Feedback, December 2022. URL <http://arxiv.org/abs/2212.08073>. arXiv:2212.08073 [cs].
- Long Ouyang, Jeff Wu, Xu Jiang, Diogo Almeida, Carroll L. Wainwright, Pamela Mishkin, Chong Zhang, Sandhini Agarwal, Katarina Slama, Alex Ray, John Schulman, Jacob Hilton, Fraser Kelton, Luke Miller, Maddie Simens, Amanda Askell, Peter Welinder, Paul Christiano, Jan Leike, and Ryan Lowe. Training language models to follow instructions with human feedback. In *Proceedings of the 36th International Conference on Neural Information Processing Systems*, NIPS ’22, pages 27730–27744, Red Hook, NY, USA, April 2024. Curran Associates Inc. ISBN 978-1-71387-108-8.
- Abhimanyu Dubey, Abhinav Jauhri, Abhinav Pandey, Abhishek Kadian, Ahmad Al-Dahle, Aiesha Letman, Akhil Mathur, Alan Schelten, Amy Yang, Angela Fan, and et al. The Llama 3 Herd of Models, August 2024. URL <http://arxiv.org/abs/2407.21783>. arXiv:2407.21783.
- OpenAI. GPT-4 Technical Report, March 2023. URL <http://arxiv.org/abs/2303.08774>. arXiv:2303.08774 [cs].
- Meta AI. llama3/MODEL_card.md at main · meta-llama/llama3, 2024. URL https://github.com/meta-llama/llama3/blob/main/MODEL_CARD.md.
- Stephen Casper, Xander Davies, Claudia Shi, Thomas Krendl Gilbert, Jérémy Scheurer, Javier Rando, Rachel Freedman, Tomasz Korbak, David Lindner, Pedro Freire, Tony Wang, Samuel Marks, Charbel-Raphaël Segerie, Micah Carroll, Andi Peng, Phillip Christoffersen, Mehul Damani, Stewart Slocum, Usman Anwar, Anand Siththaranjan, Max Nadeau, Eric J Michaud, Jacob Pfau, Dmitrii Krasheninnikov, Xin Chen, Lauro Langosco, Peter Hase, Erdem Biyik, Anca Dragan, David Krueger, Dorsa Sadigh, and Dylan Hadfield-Menell. Open Problems and Fundamental Limitations of Reinforcement Learning from Human Feedback. *Transactions on Machine Learning Research*, 2023.
- Jiaming Ji, Tianyi Qiu, Boyuan Chen, Borong Zhang, Hantao Lou, Kaile Wang, Yawen Duan, Zhonghao He, Jiayi Zhou, Zhaowei Zhang, Fanzhi Zeng, Kwan Yee Ng, Juntao Dai, Xuehai Pan, Aidan O’Gara, Yingshan Lei, Hua Xu, Brian Tse, Jie Fu, Stephen McAleer, Yaodong Yang, Yizhou Wang, Song-Chun Zhu, Yike Guo, and Wen Gao. AI Alignment: A Comprehensive Survey, January 2024. URL <http://arxiv.org/abs/2310.19852>. arXiv:2310.19852 [cs].
- John A. Bargh and Tanya L. Chartrand. The unbearable automaticity of being. *American Psychologist*, 54(7):462–479, 1999.
- Richard E. Nisbett and Timothy D. Wilson. Telling more than we can know: Verbal reports on mental processes. *Psychological Review*, 84(3):231–259, 1977.

-
- Paul Anand. Behavioural decision theory: George wright, penguin books, harmondsworth, 1984. pp. 129. £3.95. *Journal of Economic Psychology*, 9(1):115–117, 1988.
- Selin Malkoc, Gal Zauberaman, and Canan Ulu. Consuming now or later? the interactive effect of timing and attribute alignability. *Psychological science*, 16:411–7, 06 2005. doi:10.1111/j.0956-7976.2005.01549.x.
- Leran Zhang and Nora Hollenstein. Eye-Tracking Features Masking Transformer Attention in Question-Answering Tasks. In Nicoletta Calzolari, Min-Yen Kan, Veronique Hoste, Alessandro Lenci, Sakriani Sakti, and Nianwen Xue, editors, *Proceedings of the 2024 Joint International Conference on Computational Linguistics, Language Resources and Evaluation (LREC-COLING 2024)*, pages 7057–7070, Torino, Italy, May 2024. ELRA and ICCL. URL <https://aclanthology.org/2024.lrec-main.619>.
- Peizhao Li, Junfeng He, Gang Li, Rachit Bhargava, Shaolei Shen, Nachiappan Valliappan, Youwei Liang, Hongxiang Gu, Venky Ramachandran, Golnaz Farhadi, Yang Li, Kai J. Kohlhoff, and Vidhya Navalpakkam. UniAR: A Unified model for predicting human Attention and Responses on visual content. November 2024a. URL <https://openreview.net/forum?id=FjssnGuHih¬eId=n31VtGnA09>.
- Xinting Huang, Jiajing Wan, Ioannis Kritikos, and Nora Hollenstein. Longer Fixations, More Computation: Gaze-Guided Recurrent Neural Networks, October 2023. URL <http://arxiv.org/abs/2311.00159>. arXiv:2311.00159 [cs].
- Varun Khurana, Yaman Kumar, Nora Hollenstein, Rajesh Kumar, and Balaji Krishnamurthy. Synthesizing Human Gaze Feedback for Improved NLP Performance. pages 1895–1908, Dubrovnik, Croatia, May 2023. Association for Computational Linguistics. doi:10.18653/v1/2023.eacl-main.139. URL <https://aclanthology.org/2023.eacl-main.139>.
- Nora Hollenstein, Maria Barrett, Marius Troendle, Francesco Bigioli, Nicolas Langer, and Ce Zhang. Advancing NLP with Cognitive Language Processing Signals, April 2019. URL <http://arxiv.org/abs/1904.02682>. arXiv:1904.02682 [cs].
- Duo Yang and Nora Hollenstein. PLM-AS: Pre-trained Language Models Augmented with Scanpaths for Sentiment Classification. *Proceedings of the Northern Lights Deep Learning Workshop*, 4, January 2023. doi:10.7557/18.6797.
- Samuel Kiegeland, David Robert Reich, Ryan Cotterell, Lena Ann Jäger, and Ethan Wilcox. The Pupil Becomes the Master: Eye-Tracking Feedback for Tuning LLMs. July 2024. URL <https://openreview.net/forum?id=8oLUcBgKua>.
- Shuwen Deng, Paul Prasse, David Reich, Tobias Scheffer, and Lena Jäger. Pre-Trained Language Models Augmented with Synthetic Scanpaths for Natural Language Understanding. In Houda Bouamor, Juan Pino, and Kalika Bali, editors, *Proceedings of the 2023 Conference on Empirical Methods in Natural Language Processing*, pages 6500–6507, Singapore, December 2023a. Association for Computational Linguistics. doi:10.18653/v1/2023.emnlp-main.400. URL <https://aclanthology.org/2023.emnlp-main.400>.
- Sandeep Mathias, Diptesh Kanojia, Kevin Patel, Samarth Agrawal, Abhijit Mishra, and Pushpak Bhattacharyya. Eyes are the Windows to the Soul: Predicting the Rating of Text Quality Using Gaze Behaviour. In Iryna Gurevych and Yusuke Miyao, editors, *Proceedings of the 56th Annual Meeting of the Association for Computational Linguistics (Volume 1: Long Papers)*, pages 2352–2362, Melbourne, Australia, July 2018. Association for Computational Linguistics. doi:10.18653/v1/P18-1219. URL <https://aclanthology.org/P18-1219>.
- Erik S. McGuire and Noriko Tomuro. Sentiment Analysis with Cognitive Attention Supervision. *Proceedings of the Canadian Conference on Artificial Intelligence*, June 2021. doi:10.21428/594757db.90170c50. URL <https://caiac.pubpub.org/pub/kzxft4i8>.
- Angela Lopez-Cardona, Carlos Segura, Alexandros Karatzoglou, Sergi Abadal, and Ioannis Arapakis. Seeing Eye to AI: Human Alignment via Gaze-Based Response Rewards for Large Language Models, October 2024. URL <http://arxiv.org/abs/2410.01532>. arXiv:2410.01532 version: 1.
- Kishan Maharaj, Ashita Saxena, Raja Kumar, Abhijit Mishra, and Pushpak Bhattacharyya. Eyes Show the Way: Modelling Gaze Behaviour for Hallucination Detection. In Houda Bouamor, Juan Pino, and Kalika Bali, editors, *Findings of the Association for Computational Linguistics: EMNLP 2023*, pages 11424–11438, Singapore, December 2023. Association for Computational Linguistics. doi:10.18653/v1/2023.findings-emnlp.764. URL <https://aclanthology.org/2023.findings-emnlp.764>.
- Ekta Sood, Simon Tannert, Philipp Mueller, and Andreas Bulling. Improving Natural Language Processing Tasks with Human Gaze-Guided Neural Attention. In *Advances in Neural Information Processing Systems*, volume 33, pages 6327–6341. Curran Associates, Inc., 2020a. URL <https://proceedings.neurips.cc/paper/2020/hash/460191c72f67e90150a093b4585e7eb4-Abstract.html>.

-
- Bingbing Wang, Bin Liang, Lanjun Zhou, and Ruifeng Xu. Gaze-infused BERT: Do human gaze signals help pre-trained language models? *Neural Comput & Applic*, April 2024a. ISSN 0941-0643, 1433-3058. doi:10.1007/s00521-024-09725-8. URL <https://link.springer.com/10.1007/s00521-024-09725-8>.
- Joshua Bensemann, Alex Peng, Diana Benavides-Prado, Yang Chen, Neset Tan, Paul Michael Corballis, Patricia Riddle, and Michael Witbrock. Eye Gaze and Self-attention: How Humans and Transformers Attend Words in Sentences. In Emmanuele Chersoni, Nora Hollenstein, Cassandra Jacobs, Yohei Oseki, Laurent Prévot, and Enrico Santus, editors, *Proceedings of the Workshop on Cognitive Modeling and Computational Linguistics*, pages 75–87, Dublin, Ireland, May 2022. Association for Computational Linguistics. doi:10.18653/v1/2022.cmcl-1.9. URL <https://aclanthology.org/2022.cmcl-1.9>.
- Ekta Sood, Simon Tannert, Diego Frassinelli, Andreas Bulling, and Ngoc Thang Vu. Interpreting Attention Models with Human Visual Attention in Machine Reading Comprehension. In Raquel Fernández and Tal Linzen, editors, *Proceedings of the 24th Conference on Computational Natural Language Learning*, pages 12–25, Online, November 2020b. Association for Computational Linguistics. doi:10.18653/v1/2020.conll-1.2. URL <https://aclanthology.org/2020.conll-1.2>.
- Andreas Köpf, Yannic Kilcher, Dimitri von Rütte, Sotiris Anagnostidis, Zhi-Rui Tam, Keith Stevens, Abdullah Barhoum, Nguyen Minh Duc, Oliver Stanley, Richárd Nagyfi, Shahul ES, Sameer Suri, David Glushkov, Arnav Dantuluri, Andrew Maguire, Christoph Schuhmann, Huu Nguyen, and Alexander Mattick. OpenAssistant Conversations – Democratizing Large Language Model Alignment, April 2023. URL <http://arxiv.org/abs/2304.07327>. arXiv:2304.07327 [cs].
- Lena Sophia Bolliger, Patrick Haller, Isabelle Caroline Rose Cretton, David Robert Reich, Tannon Kew, and Lena Ann Jäger. EMTeC: A Corpus of Eye Movements on Machine-Generated Texts, August 2024. URL <http://arxiv.org/abs/2408.04289>. arXiv:2408.04289 [cs].
- Sandeep Mathias, Diptesh Kanojia, Abhijit Mishra, and Pushpak Bhattacharya. A Survey on Using Gaze Behaviour for Natural Language Processing. volume 5, pages 4907–4913, July 2020a. doi:10.24963/ijcai.2020/683. URL <https://www.ijcai.org/proceedings/2020/683>. ISSN: 1045-0823.
- Nora Hollenstein, Jonathan Rotsztein, Marius Troendle, Andreas Pedroni, Ce Zhang, and Nicolas Langer. ZuCo, a simultaneous EEG and eye-tracking resource for natural sentence reading. *Sci Data*, 5(1):180291, December 2018. ISSN 2052-4463. doi:10.1038/sdata.2018.291. URL <https://www.nature.com/articles/sdata2018291>. Publisher: Nature Publishing Group.
- Nora Hollenstein, Emmanuele Chersoni, Cassandra L. Jacobs, Yohei Oseki, Laurent Prévot, and Enrico Santus. CMCL 2021 Shared Task on Eye-Tracking Prediction. In Emmanuele Chersoni, Nora Hollenstein, Cassandra Jacobs, Yohei Oseki, Laurent Prévot, and Enrico Santus, editors, *Proceedings of the Workshop on Cognitive Modeling and Computational Linguistics*, pages 72–78, Online, June 2021a. Association for Computational Linguistics. doi:10.18653/v1/2021.cmcl-1.7. URL <https://aclanthology.org/2021.cmcl-1.7>.
- Shuwen Deng, David R. Reich, Paul Prasse, Patrick Haller, Tobias Scheffer, and Lena A. Jäger. Eyettention: An Attention-based Dual-Sequence Model for Predicting Human Scanpaths during Reading. *Proc. ACM Hum.-Comput. Interact.*, 7(ETRA), May 2023b. doi:10.1145/3591131. URL <https://doi.org/10.1145/3591131>. Place: New York, NY, USA Publisher: Association for Computing Machinery.
- Lena Bolliger, David Reich, Patrick Haller, Deborah Jakobi, Paul Prasse, and Lena Jäger. ScanDL: A Diffusion Model for Generating Synthetic Scanpaths on Texts. In Houda Bouamor, Juan Pino, and Kalika Bali, editors, *Proceedings of the 2023 Conference on Empirical Methods in Natural Language Processing*, pages 15513–15538, Singapore, December 2023. Association for Computational Linguistics. doi:10.18653/v1/2023.emnlp-main.960. URL <https://aclanthology.org/2023.emnlp-main.960>.
- Bai Li and Frank Rudzicz. TorontoCL at CMCL 2021 Shared Task: RoBERTa with Multi-Stage Fine-Tuning for Eye-Tracking Prediction. In Emmanuele Chersoni, Nora Hollenstein, Cassandra Jacobs, Yohei Oseki, Laurent Prévot, and Enrico Santus, editors, *Proceedings of the Workshop on Cognitive Modeling and Computational Linguistics*, pages 85–89, Online, June 2021. Association for Computational Linguistics. doi:10.18653/v1/2021.cmcl-1.9. URL <https://aclanthology.org/2021.cmcl-1.9>.
- Nora Hollenstein, Federico Pirovano, Ce Zhang, Lena Jäger, and Lisa Beinborn. Multilingual Language Models Predict Human Reading Behavior. In Kristina Toutanova, Anna Rumshisky, Luke Zettlemoyer, Dilek Hakkani-Tur, Iz Beltagy, Steven Bethard, Ryan Cotterell, Tanmoy Chakraborty, and Yichao Zhou, editors, *Proceedings of the 2021 Conference of the North American Chapter of the Association for Computational Linguistics: Human Language Technologies*, pages 106–123, Online, June 2021b. Association for Computational Linguistics. doi:10.18653/v1/2021.naacl-main.10. URL <https://aclanthology.org/2021.naacl-main.10>.

-
- Nora Hollenstein, Emmanuele Chersoni, Cassandra Jacobs, Yohei Oseki, Laurent Prévot, and Enrico Santus. CMCL 2022 Shared Task on Multilingual and Crosslingual Prediction of Human Reading Behavior. In Emmanuele Chersoni, Nora Hollenstein, Cassandra Jacobs, Yohei Oseki, Laurent Prévot, and Enrico Santus, editors, *Proceedings of the Workshop on Cognitive Modeling and Computational Linguistics*, pages 121–129, Dublin, Ireland, May 2022a. Association for Computational Linguistics. doi:10.18653/v1/2022.cmcl-1.14. URL <https://aclanthology.org/2022.cmcl-1.14>.
- Shuwen Deng, Paul Prasse, David Reich, Tobias Scheffer, and Lena Jäger. Fine-Tuning Pre-Trained Language Models with Gaze Supervision. In Lun-Wei Ku, Andre Martins, and Vivek Srikumar, editors, *Proceedings of the 62nd Annual Meeting of the Association for Computational Linguistics (Volume 2: Short Papers)*, pages 217–224, Bangkok, Thailand, August 2024. Association for Computational Linguistics. URL <https://aclanthology.org/2024.acl-short.21>.
- Yuqi Ren and Deyi Xiong. CogAlign: Learning to Align Textual Neural Representations to Cognitive Language Processing Signals. In Chengqing Zong, Fei Xia, Wenjie Li, and Roberto Navigli, editors, *Proceedings of the 59th Annual Meeting of the Association for Computational Linguistics and the 11th International Joint Conference on Natural Language Processing (Volume 1: Long Papers)*, pages 3758–3769, Online, August 2021. Association for Computational Linguistics. doi:10.18653/v1/2021.acl-long.291. URL <https://aclanthology.org/2021.acl-long.291>.
- Xiao Ding, Bowen Chen, Li Du, Bing Qin, and Ting Liu. CogBERT: Cognition-Guided Pre-trained Language Models. In Nicoletta Calzolari, Chu-Ren Huang, Hansaem Kim, James Pustejovsky, Leo Wanner, Key-Sun Choi, Pum-Mo Ryu, Hsin-Hsi Chen, Lucia Donatelli, Heng Ji, Sadao Kurohashi, Patrizia Paggio, Nianwen Xue, Seokhwan Kim, Younggyun Hahm, Zhong He, Tony Kyungil Lee, Enrico Santus, Francis Bond, and Seung-Hoon Na, editors, *Proceedings of the 29th International Conference on Computational Linguistics*, pages 3210–3225, Gyeongju, Republic of Korea, October 2022. International Committee on Computational Linguistics. URL <https://aclanthology.org/2022.coling-1.284>.
- Google. Google Bard - Herramienta de IA Generativa y Bot Conversacional, 2023. URL <https://bard.google.com>.
- John Schulman, Filip Wolski, Prafulla Dhariwal, Alec Radford, and Oleg Klimov. Proximal Policy Optimization Algorithms, August 2017. URL <http://arxiv.org/abs/1707.06347>. arXiv:1707.06347 [cs].
- Zejiu Wu, Yushi Hu, Weijia Shi, Nouha Dziri, Alane Suhr, Prithviraj Ammanabrolu, Noah A. Smith, Mari Ostendorf, and Hannaneh Hajishirzi. Fine-Grained Human Feedback Gives Better Rewards for Language Model Training, October 2023a. URL <http://arxiv.org/abs/2306.01693>. arXiv:2306.01693 [cs].
- Yi Dong, Zhilin Wang, Makesh Narsimhan Sreedhar, Xianchao Wu, and Oleksii Kuchaiev. SteerLM: Attribute Conditioned SFT as an (User-Steerable) Alternative to RLHF, October 2023a. URL <http://arxiv.org/abs/2310.05344>. arXiv:2310.05344 [cs].
- Zhilin Wang, Yi Dong, Jiaqi Zeng, Virginia Adams, Makesh Narsimhan Sreedhar, Daniel Egert, Olivier Delalleau, Jane Polak Scowcroft, Neel Kant, Aidan Swope, and Oleksii Kuchaiev. HelpSteer: Multi-attribute Helpfulness Dataset for SteerLM, November 2023. URL <http://arxiv.org/abs/2311.09528>. arXiv:2311.09528 [cs].
- Zhilin Wang, Yi Dong, Olivier Delalleau, Jiaqi Zeng, Gerald Shen, Daniel Egert, Jimmy J. Zhang, Makesh Narsimhan Sreedhar, and Oleksii Kuchaiev. HelpSteer2: Open-source dataset for training top-performing reward models, June 2024b. URL <http://arxiv.org/abs/2406.08673>. arXiv:2406.08673 [cs].
- Tianhao Wu, Banghua Zhu, Ruoyu Zhang, Zhaojin Wen, Kannan Ramchandran, and Jiantao Jiao. Pairwise Proximal Policy Optimization: Harnessing Relative Feedback for LLM Alignment, October 2023b. URL <http://arxiv.org/abs/2310.00212>. arXiv:2310.00212 [cs].
- Rafael Rafailov, Archit Sharma, Eric Mitchell, Christopher D. Manning, Stefano Ermon, and Chelsea Finn. Direct Preference Optimization: Your Language Model is Secretly a Reward Model. *Advances in Neural Information Processing Systems*, 36:53728–53741, December 2023. URL https://papers.nips.cc/paper_files/paper/2023/hash/a85b405ed65c6477a4fe8302b5e06ce7-Abstract-Conference.html.
- Hanze Dong, Wei Xiong, Deepanshu Goyal, Rui Pan, Shizhe Diao, Jipeng Zhang, Kashun Shum, and Tong Zhang. RAFT: Reward rAnked FineTuning for Generative Foundation Model Alignment, May 2023b. URL <http://arxiv.org/abs/2304.06767>. arXiv:2304.06767 [cs, stat].
- Zheng Yuan, Hongyi Yuan, Chuanqi Tan, Wei Wang, Songfang Huang, and Fei Huang. RRHF: Rank Responses to Align Language Models with Human Feedback without tears, May 2023. URL <http://arxiv.org/abs/2304.05302>. arXiv:2304.05302 [cs].
- Ralph Allan Bradley and Milton E. Terry. Rank Analysis of Incomplete Block Designs: I. The Method of Paired Comparisons. *Biometrika*, 39(3/4):324–345, 1952. ISSN 0006-3444. doi:10.2307/2334029. URL <https://www.jstor.org/stable/2334029>. Publisher: [Oxford University Press, Biometrika Trust].

-
- Nathan Lambert, Valentina Pyatkin, Jacob Morrison, L. J. Miranda, Bill Yuchen Lin, Khyathi Chandu, Nouha Dziri, Sachin Kumar, Tom Zick, Yejin Choi, Noah A. Smith, and Hannaneh Hajishirzi. RewardBench: Evaluating Reward Models for Language Modeling, March 2024. URL <http://arxiv.org/abs/2403.13787>. arXiv:2403.13787 [cs].
- Alizée Pace, Jonathan Mallinson, Eric Malmi, Sebastian Krause, and Aliaksei Severyn. West-of-N: Synthetic Preference Generation for Improved Reward Modeling, January 2024. URL <http://arxiv.org/abs/2401.12086>. arXiv:2401.12086 [cs].
- Lingfeng Shen, Sihao Chen, Linfeng Song, Lifeng Jin, Baolin Peng, Haitao Mi, Daniel Khashabi, and Dong Yu. The Trickle-down Impact of Reward Inconsistency on RLHF. October 2023. URL <https://openreview.net/forum?id=MeHmWCdIfc>.
- Harrison Lee, Samrat Phatale, Hassan Mansoor, Kellie Lu, Thomas Mesnard, Colton Bishop, Victor Carbune, and Abhinav Rastogi. RLAIIF: Scaling Reinforcement Learning from Human Feedback with AI Feedback, September 2023. URL <http://arxiv.org/abs/2309.00267>. arXiv:2309.00267 [cs].
- Tianhao Wu * Hanlin Zhu and Jiantao Banghua Zhu * Jiao, Evan Frick *. Starling-7B: Increasing LLM Helpfulness & Harmlessness with RLAIIF, November 2023. URL <https://starling.cs.berkeley.edu>.
- Ganqu Cui, Lifan Yuan, Ning Ding, Guanming Yao, Bingxiang He, Wei Zhu, Yuan Ni, Guotong Xie, Ruobing Xie, Yankai Lin, Zhiyuan Liu, and Maosong Sun. ULTRAFEEDBACK: boosting language models with scaled AI feedback. In *Proceedings of the 41st International Conference on Machine Learning*, volume 235 of *ICML'24*, pages 9722–9744, Vienna, Austria, July 2024. JMLR.org.
- Ang Li, Qiugen Xiao, Peng Cao, Jian Tang, Yi Yuan, Zijie Zhao, Xiaoyuan Chen, Liang Zhang, Xiangyang Li, Kaitong Yang, Weidong Guo, Yukang Gan, Xu Yu, Daniell Wang, and Ying Shan. HRLAIIF: Improvements in Helpfulness and Harmlessness in Open-domain Reinforcement Learning From AI Feedback, March 2024b. URL <http://arxiv.org/abs/2403.08309>. arXiv:2403.08309 [cs].
- Kevin Yang, Dan Klein, Asli Celikyilmaz, Nanyun Peng, and Yuandong Tian. RLCD: Reinforcement Learning from Contrastive Distillation for Language Model Alignment, March 2024. URL <http://arxiv.org/abs/2307.12950>. arXiv:2307.12950 [cs].
- Nora Hollenstein, Marius Troendle, Ce Zhang, and Nicolas Langer. ZuCo 2.0: A Dataset of Physiological Recordings During Natural Reading and Annotation. In Nicoletta Calzolari, Frédéric Béchet, Philippe Blache, Khalid Choukri, Christopher Cieri, Thierry Declerck, Sara Goggi, Hitoshi Isahara, Bente Maegaard, Joseph Mariani, Hélène Mazo, Asuncion Moreno, Jan Odijk, and Stelios Piperidis, editors, *Proceedings of the Twelfth Language Resources and Evaluation Conference*, pages 138–146, Marseille, France, May 2020a. European Language Resources Association. ISBN 979-10-95546-34-4. URL <https://aclanthology.org/2020.lrec-1.18>.
- Steven G. Luke and Kiel Christianson. The Provo Corpus: A large eye-tracking corpus with predictability norms. *Behav Res*, 50(2):826–833, April 2018. ISSN 1554-3528. doi:10.3758/s13428-017-0908-4. URL <https://doi.org/10.3758/s13428-017-0908-4>.
- Abhijit Mishra, Diptesh Kanojia, and Pushpak Bhattacharyya. Predicting Readers’ Sarcasm Understandability by Modeling Gaze Behavior. *Proceedings of the AAAI Conference on Artificial Intelligence*, 30(1), March 2016a. ISSN 2374-3468. doi:10.1609/aaai.v30i1.9884. URL <https://ojs.aaai.org/index.php/AAAI/article/view/9884>. Number: 1.
- Abhijit Mishra, Srikanth Tamilselvam, Riddhiman Dasgupta, Seema Nagar, and Kuntal Dey. Cognition-Cognizant Sentiment Analysis With Multitask Subjectivity Summarization Based on Annotators’ Gaze Behavior. In *Proceedings of the AAAI Conference on Artificial Intelligence*, volume 32, April 2018. doi:10.1609/aaai.v32i1.12068. URL <https://ojs.aaai.org/index.php/AAAI/article/view/12068>. ISSN: 2374-3468, 2159-5399 Issue: 1 Journal Abbreviation: AAAI.
- Uschi Cop, Nicolas Dirix, Denis Drieghe, and Wouter Duyck. Presenting GECO: An eyetracking corpus of monolingual and bilingual sentence reading. *Behav Res*, 49(2):602–615, April 2017. ISSN 1554-3528. doi:10.3758/s13428-016-0734-0. URL <https://doi.org/10.3758/s13428-016-0734-0>.
- Toon Colman, Margot Fonteyne, Joke Daems, Nicolas Dirix, and Lieve Macken. GECO-MT: The Ghent Eye-tracking Corpus of Machine Translation. In Nicoletta Calzolari, Frédéric Béchet, Philippe Blache, Khalid Choukri, Christopher Cieri, Thierry Declerck, Sara Goggi, Hitoshi Isahara, Bente Maegaard, Joseph Mariani, Hélène Mazo, Jan Odijk, and Stelios Piperidis, editors, *Proceedings of the Thirteenth Language Resources and Evaluation Conference*, pages 29–38, Marseille, France, June 2022. European Language Resources Association. URL <https://aclanthology.org/2022.lrec-1.4>.

-
- Yevgeni Berzak, Chie Nakamura, Amelia Smith, Emily Weng, Boris Katz, Suzanne Flynn, and Roger Levy. CELER: A 365-Participant Corpus of Eye Movements in L1 and L2 English Reading. *Open Mind*, 6:41–50, July 2022. ISSN 2470-2986. doi:10.1162/opmi_a_00054. URL https://doi.org/10.1162/opmi_a_00054.
- Nora Hollenstein, Maria Barrett, and Marina Björnsdóttir. The Copenhagen Corpus of Eye Tracking Recordings from Natural Reading of Danish Texts. In Nicoletta Calzolari, Frédéric Béchet, Philippe Blache, Khalid Choukri, Christopher Cieri, Thierry Declerck, Sara Goggi, Hitoshi Isahara, Bente Maegaard, Joseph Mariani, Hélène Mazo, Jan Odijk, and Stelios Piperidis, editors, *Proceedings of the Thirteenth Language Resources and Evaluation Conference*, pages 1712–1720, Marseille, France, June 2022b. European Language Resources Association. URL <https://aclanthology.org/2022.lrec-1.182>.
- Francesca Zermiani, Prajit Dhar, Ekta Sood, Fabian Kögel, Andreas Bulling, and Maria Wirzberger. InteRead: An Eye Tracking Dataset of Interrupted Reading. In Nicoletta Calzolari, Min-Yen Kan, Veronique Hoste, Alessandro Lenci, Sakriani Sakti, and Nianwen Xue, editors, *Proceedings of the 2024 Joint International Conference on Computational Linguistics, Language Resources and Evaluation (LREC-COLING 2024)*, pages 9154–9169, Torino, Italia, May 2024. ELRA and ICCL. URL <https://aclanthology.org/2024.lrec-main.802>.
- Deborah N. Jakobi, Thomas Kern, David R. Reich, Patrick Haller, and Lena A. Jäger. PoTeC: A German Naturalistic Eye-tracking-while-reading Corpus, March 2024a. URL <http://arxiv.org/abs/2403.00506>. arXiv:2403.00506 [cs] version: 1.
- Noam Siegelman, Sascha Schroeder, Cengiz Acartürk, Hee-Don Ahn, Svetlana Alexeeva, Simona Amenta, Raymond Bertram, Rolando Bonandrini, Marc Brysbaert, Daria Chernova, Sara Maria Da Fonseca, Nicolas Dirix, Wouter Duyck, Argyro Fella, Ram Frost, Carolina A. Gattei, Areti Kalaitzi, Nayoung Kwon, Kaidi Lõo, Marco Marelli, Timothy C. Papadopoulos, Athanassios Protopapas, Satu Savo, Diego E. Shalom, Natalia Slioussar, Roni Stein, Longjiao Sui, Analí Taboh, Veronica Tønnesen, Kerem Alp Usal, and Victor Kuperman. Expanding horizons of cross-linguistic research on reading: The Multilingual Eye-movement Corpus (MECO). *Behav Res*, 54(6):2843–2863, December 2022. ISSN 1554-3528. doi:10.3758/s13428-021-01772-6. URL <https://doi.org/10.3758/s13428-021-01772-6>.
- Sandeep Mathias, Rudra Murthy, Diptesh Kanojia, Abhijit Mishra, and Pushpak Bhattacharyya. Happy Are Those Who Grade without Seeing: A Multi-Task Learning Approach to Grade Essays Using Gaze Behaviour. In Kam-Fai Wong, Kevin Knight, and Hua Wu, editors, *Proceedings of the 1st Conference of the Asia-Pacific Chapter of the Association for Computational Linguistics and the 10th International Joint Conference on Natural Language Processing*, pages 858–872, Suzhou, China, December 2020b. Association for Computational Linguistics. URL <https://aclanthology.org/2020.aac1-main.86>.
- Tiago Ribeiro, Stephanie Brandl, Anders Søgaard, and Nora Hollenstein. WebQAMGaze: A Multilingual Webcam Eye-Tracking-While-Reading Dataset, March 2023. URL <https://arxiv.org/abs/2303.17876v3>.
- Nora Hollenstein and Ce Zhang. Entity Recognition at First Sight: Improving NER with Eye Movement Information. In Jill Burstein, Christy Doran, and Thamar Solorio, editors, *Proceedings of the 2019 Conference of the North American Chapter of the Association for Computational Linguistics: Human Language Technologies, Volume 1 (Long and Short Papers)*, pages 1–10, Minneapolis, Minnesota, June 2019. Association for Computational Linguistics. doi:10.18653/v1/N19-1001. URL <https://aclanthology.org/N19-1001>.
- Jie Yu, Wenya Kong, and Fangfang Liu. CeER: A Nested Name Entity Recognition Model Incorporating Gaze Feature. In Wenjie Zhang, Anthony Tung, Zhonglong Zheng, Zhengyi Yang, Xiaoyang Wang, and Hongjie Guo, editors, *Web and Big Data*, pages 32–45, Singapore, 2024. Springer Nature Singapore. ISBN 978-981-9772-32-2.
- Seoyoung Ahn, Conor Kelton, Aruna Balasubramanian, and Greg Zelinsky. Towards Predicting Reading Comprehension From Gaze Behavior. In *ACM Symposium on Eye Tracking Research and Applications*, ETRA '20 Short Papers, pages 1–5, New York, NY, USA, June 2020. Association for Computing Machinery. ISBN 978-1-4503-7134-6. doi:10.1145/3379156.3391335. URL <https://dl.acm.org/doi/10.1145/3379156.3391335>.
- David Robert Reich, Paul Prasse, Chiara Tschirner, Patrick Haller, Frank Goldhammer, and Lena A. Jäger. Inferring Native and Non-Native Human Reading Comprehension and Subjective Text Difficulty from Scanpaths in Reading. In *2022 Symposium on Eye Tracking Research and Applications*, ETRA '22, pages 1–8, New York, NY, USA, June 2022. Association for Computing Machinery. ISBN 978-1-4503-9252-5. doi:10.1145/3517031.3529639. URL <https://doi.org/10.1145/3517031.3529639>.
- Xinting Huang and Nora Hollenstein. Long-Range Language Modeling with Selective Cache. In Houda Bouamor, Juan Pino, and Kalika Bali, editors, *Findings of the Association for Computational Linguistics: EMNLP 2023*, pages 4838–4858, Singapore, December 2023. Association for Computational Linguistics. doi:10.18653/v1/2023.findings-emnlp.321. URL <https://aclanthology.org/2023.findings-emnlp.321>.

-
- Tarek Alakmeh, David Reich, Lena Jäger, and Thomas Fritz. Predicting code comprehension: a novel approach to align human gaze with code using deep neural networks. In *Alakmeh, Tarek; Reich, David; Jäger, Lena; Fritz, Thomas (2024). Predicting code comprehension: a novel approach to align human gaze with code using deep neural networks. In: ACM International Conference on the Foundations of Software Engineering, Porto de Galinhas, Brazil, 17 July 2024 - 19 July 2024.*, Porto de Galinhas, Brazil, July 2024. University of Zurich. doi:10.1145/3660795. URL <https://www.zora.uzh.ch/id/eprint/260042/>. Issue: 1 Number: 1.
- Yifan Zhang, Jiliang Li, Zachary Karas, Aakash Bansal, Toby Jia-Jun Li, Collin McMillan, Kevin Leach, and Yu Huang. EyeTrans: Merging Human and Machine Attention for Neural Code Summarization. *Proc. ACM Softw. Eng.*, 1 (FSE), July 2024. doi:10.1145/3643732. URL <https://doi.org/10.1145/3643732>. Place: New York, NY, USA Publisher: Association for Computing Machinery.
- Abhijit Mishra, Diptesh Kanojia, Seema Nagar, Kuntal Dey, and Pushpak Bhattacharyya. Leveraging Cognitive Features for Sentiment Analysis. In Stefan Riezler and Yoav Goldberg, editors, *Proceedings of the 20th SIGNLL Conference on Computational Natural Language Learning*, pages 156–166, Berlin, Germany, August 2016b. Association for Computational Linguistics. doi:10.18653/v1/K16-1016. URL <https://aclanthology.org/K16-1016>.
- Maria Barrett, Joachim Bingel, Nora Hollenstein, Marek Rei, and Anders Søgaard. Sequence Classification with Human Attention. In Anna Korhonen and Ivan Titov, editors, *Proceedings of the 22nd Conference on Computational Natural Language Learning*, pages 302–312, Brussels, Belgium, October 2018. Association for Computational Linguistics. doi:10.18653/v1/K18-1030. URL <https://aclanthology.org/K18-1030>.
- Nora Hollenstein and Lisa Beinborn. Relative Importance in Sentence Processing. In Chengqing Zong, Fei Xia, Wenjie Li, and Roberto Navigli, editors, *Proceedings of the 59th Annual Meeting of the Association for Computational Linguistics and the 11th International Joint Conference on Natural Language Processing (Volume 2: Short Papers)*, pages 141–150, Online, August 2021. Association for Computational Linguistics. doi:10.18653/v1/2021.acl-short.19. URL <https://aclanthology.org/2021.acl-short.19>.
- Oliver Eberle, Stephanie Brandl, Jonas Pilot, and Anders Søgaard. Do Transformer Models Show Similar Attention Patterns to Task-Specific Human Gaze? In Smaranda Muresan, Preslav Nakov, and Aline Villavicencio, editors, *Proceedings of the 60th Annual Meeting of the Association for Computational Linguistics (Volume 1: Long Papers)*, pages 4295–4309, Dublin, Ireland, May 2022. Association for Computational Linguistics. doi:10.18653/v1/2022.acl-long.296. URL <https://aclanthology.org/2022.acl-long.296>.
- Guojun Wu, Lena Bolliger, David Reich, and Lena Jäger. An Eye Opener Regarding Task-Based Text Gradient Saliency. In Tatsuki Kuribayashi, Giulia Rambelli, Ece Takmaz, Philipp Wicke, and Yohei Oseki, editors, *Proceedings of the Workshop on Cognitive Modeling and Computational Linguistics*, pages 255–263, Bangkok, Thailand, August 2024a. Association for Computational Linguistics. URL <https://aclanthology.org/2024.cmc1-1.22>.
- Xintong Wang, Xiaoyu Li, Xingshan Li, and Chris Biemann. Probing Large Language Models from a Human Behavioral Perspective. In Tiansi Dong, Erhard Hinrichs, Zhen Han, Kang Liu, Yangqiu Song, Yixin Cao, Christian F. Hempelmann, and Rafet Sifa, editors, *Proceedings of the Workshop: Bridging Neurons and Symbols for Natural Language Processing and Knowledge Graphs Reasoning (NeusymBridge) @ LREC-COLING-2024*, pages 1–7, Torino, Italia, May 2024c. ELRA and ICCL. URL <https://aclanthology.org/2024.neusymbridge-1.1>.
- Deborah N. Jakobi, Daniel G. Krakowczyk, and Lena A. Jäger. Reporting Eye-Tracking Data Quality: Towards a New Standard. In *Proceedings of the 2024 Symposium on Eye Tracking Research and Applications, ETRA '24*, New York, NY, USA, 2024b. Association for Computing Machinery. ISBN 9798400706073. doi:10.1145/3649902.3655658. URL <https://doi.org/10.1145/3649902.3655658>. event-place: Glasgow, United Kingdom.
- Matt J. Dunn, Robert G. Alexander, Onyekachukwu M. Amiebenomo, Gemma Arblaster, Denize Atan, Jonathan T. Erichsen, Ulrich Ettinger, Mario E. Giardini, Iain D. Gilchrist, Ruth Hamilton, Roy S. Hessels, Scott Hodgins, Ignace T. C. Hooge, Brooke S. Jackson, Helena Lee, Stephen L. Macknik, Susana Martinez-Conde, Lee McIlreavy, Lisa M. Muraatori, Diederick C. Niehorster, Marcus Nyström, Jorge Otero-Millan, Michael M. Schlüssel, Jay E. Self, Tarkeshwar Singh, Nikolaos Smyrnis, and Andreas Sprenger. Minimal reporting guideline for research involving eye tracking (2023 edition). *Behav Res*, 56(5):4351–4357, August 2024. ISSN 1554-3528. doi:10.3758/s13428-023-02187-1. URL <https://doi.org/10.3758/s13428-023-02187-1>.
- Tim Dettmers, Artidoro Pagnoni, Ari Holtzman, and Luke Zettlemoyer. QLoRA: Efficient Finetuning of Quantized LLMs. November 2023. URL [https://openreview.net/forum?id=0UIFPHEgJU&referrer=%5Bthe%20profile%20of%20Ari%20Holtzman%5D\(%2Fprofile%3Fid%3D~Ari_Holtzman1\)](https://openreview.net/forum?id=0UIFPHEgJU&referrer=%5Bthe%20profile%20of%20Ari%20Holtzman%5D(%2Fprofile%3Fid%3D~Ari_Holtzman1)).
- Tianhao Wu, Weizhe Yuan, Olga Golovneva, Jing Xu, Yuandong Tian, Jiantao Jiao, Jason Weston, and Sainbayar Sukhbaatar. Meta-Rewarding Language Models: Self-Improving Alignment with LLM-as-a-Meta-Judge, July 2024b. URL <http://arxiv.org/abs/2407.19594>. arXiv:2407.19594 [cs].

-
- Jonathan Peirce, Jeremy R. Gray, Sol Simpson, Michael MacAskill, Richard Höchenberger, Hiroyuki Sogo, Erik Kastman, and Jonas Kristoffer Lindeløv. PsychoPy2: Experiments in behavior made easy. *Behav Res Methods*, 51(1):195–203, February 2019. ISSN 1554-3528. doi:10.3758/s13428-018-01193-y.
- Luis A Leiva, Javier Ttraver, Alexandra Kawala-Sterniuk, and Tuukka Ruotsalo. Modeling user preferences via brain-computer interfacing. *arXiv preprint arXiv:2405.09691*, 2024.
- Hélio Clemente Cuve, Jelka Stojanov, Xavier Roberts-Gaal, Caroline Catmur, and Geoffrey Bird. Validation of gaze-point low-cost eye-tracking and psychophysiology bundle. *Behavior research methods*, 54(2):1027–1049, 2022.
- Andrew T Duchowski. *Eye tracking methodology: Theory and practice*. Springer, 2017.
- Jon W. Carr, Valentina N. Pescuma, Michele Furlan, Maria Ktori, and Davide Crepaldi. Algorithms for the automated correction of vertical drift in eye-tracking data. *Behav Res*, 54(1):287–310, February 2022. ISSN 1554-3528. doi:10.3758/s13428-021-01554-0. URL <https://doi.org/10.3758/s13428-021-01554-0>.
- Patrick Haller, Iva Koncic, David Reich, and Lena A. Jäger. Measurement reliability of individual differences in sentence processing: A cross-methodological reading corpus and Bayesian analysis. January 2024. doi:10.31234/osf.io/muv4q. URL <https://osf.io/muv4q>. Publisher: OSF.
- Nora Hollenstein, Maria Barrett, and Lisa Beinborn. Towards Best Practices for Leveraging Human Language Processing Signals for Natural Language Processing. In Emmanuele Chersoni, Barry Devereux, and Chu-Ren Huang, editors, *Proceedings of the Second Workshop on Linguistic and Neurocognitive Resources*, pages 15–27, Marseille, France, May 2020b. European Language Resources Association. ISBN 979-10-95546-52-8. URL <https://aclanthology.org/2020.lincr-1.3>.
- Paul Prasse, David Robert Reich, Silvia Makowski, Seoyoung Ahn, Tobias Scheffer, and Lena A. Jäger. SP-EyeGAN: Generating Synthetic Eye Movement Data with Generative Adversarial Networks. In *2023 Symposium on Eye Tracking Research and Applications*, pages 1–9, Tübingen Germany, May 2023. ACM. ISBN 9798400701504. doi:10.1145/3588015.3588410. URL <https://dl.acm.org/doi/10.1145/3588015.3588410>.
- Jacob Devlin, Ming-Wei Chang, Kenton Lee, and Kristina Toutanova. BERT: Pre-training of Deep Bidirectional Transformers for Language Understanding. In Jill Burstein, Christy Doran, and Thamar Solorio, editors, *Proceedings of the 2019 Conference of the North American Chapter of the Association for Computational Linguistics: Human Language Technologies, Volume 1 (Long and Short Papers)*, pages 4171–4186, Minneapolis, Minnesota, June 2019. Association for Computational Linguistics. doi:10.18653/v1/N19-1423. URL <https://aclanthology.org/N19-1423>.
- Yinhan Liu, Myle Ott, Naman Goyal, Jingfei Du, Mandar Joshi, Danqi Chen, Omer Levy, Mike Lewis, Luke Zettlemoyer, and Veselin Stoyanov. RoBERTa: A Robustly Optimized BERT Pretraining Approach, July 2019. URL <http://arxiv.org/abs/1907.11692>. arXiv:1907.11692 [cs].
- Yuanzhi Li, Sébastien Bubeck, Ronen Eldan, Allie Del Giorno, Suriya Gunasekar, and Yin Tat Lee. Textbooks Are All You Need II: phi-1.5 technical report, September 2023. URL <http://arxiv.org/abs/2309.05463>. arXiv:2309.05463.
- Albert Q. Jiang, Alexandre Sablayrolles, Arthur Mensch, Chris Bamford, Devendra Singh Chaplot, Diego de las Casas, Florian Bressand, Gianna Lengyel, Guillaume Lample, Lucile Saulnier, Léo Renard Lavaud, Marie-Anne Lachaux, Pierre Stock, Teven Le Scao, Thibaut Lavril, Thomas Wang, Timothée Lacroix, and William El Sayed. Mistral 7B, October 2023. URL <http://arxiv.org/abs/2310.06825>. arXiv:2310.06825 [cs].
- Lifan Yuan, Ganqu Cui, Hanbin Wang, Ning Ding, Xingyao Wang, Jia Deng, Boji Shan, Huimin Chen, Ruobing Xie, Yankai Lin, Zhenghao Liu, Bowen Zhou, Hao Peng, Zhiyuan Liu, and Maosong Sun. Advancing LLM Reasoning Generalists with Preference Trees, April 2024. URL <http://arxiv.org/abs/2404.02078>. arXiv:2404.02078.
- Nicolai Dorka. Quantile Regression for Distributional Reward Models in RLHF, September 2024. URL <http://arxiv.org/abs/2409.10164>. arXiv:2409.10164.

Appendix

A Additional information on OASST-ETC dataset creation

The Figure 10 shows screenshots of the instructions that participants read before performing the task.

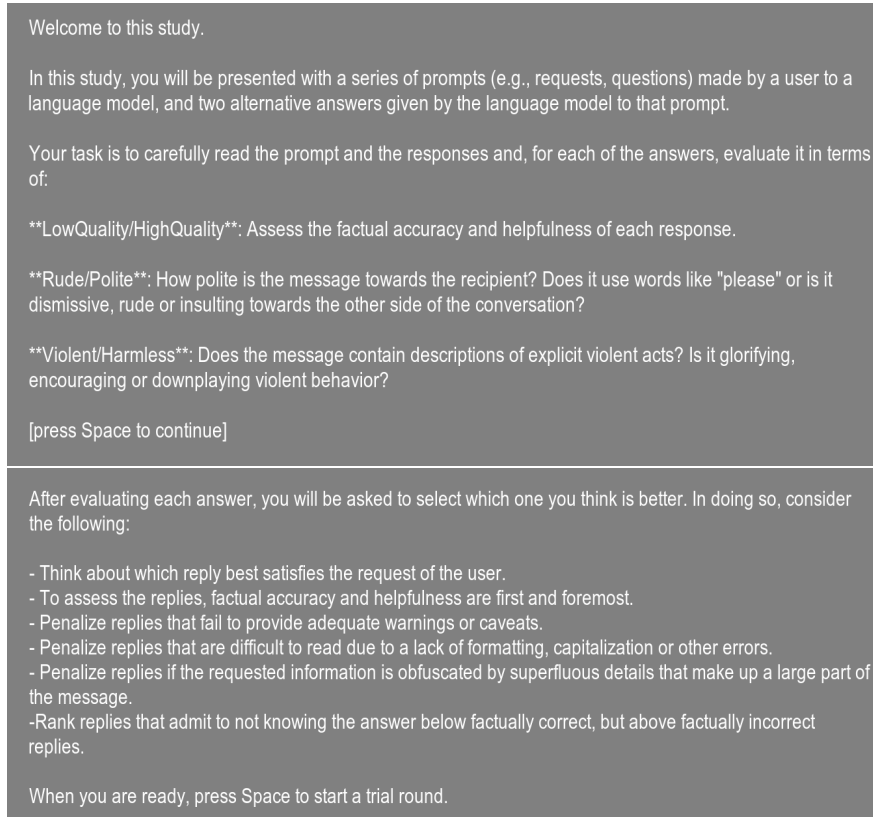


Figure 10: Screenshots of the instructions for the user during the experiment.

As explained in subsection 4.5, fixations are matched to areas of interest based on Euclidean distance calculations, with the closest area being selected. When calculating distances to words/areas, if a fixation's coordinate falls between two corners, the distance on that axis is zero. Otherwise, distance is measured to the nearest corner. For example, a fixation may have horizontal distance to some words but zero vertical distance to others if it falls between their vertical boundaries. Figure 11 (a) presents an example where the fixation (green dot) has horizontal distance for words 1 and 2 in the X-axis but not for word 5, since it is in the middle of its corners. Figure 11 (b) represented the vertical drift correction where we assign fixations 3 to word 7 instead of word 3, which is the closest one.

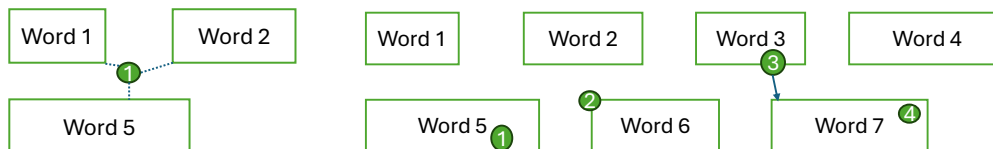


Figure 11: a) Process of assigning a fixation with the X-coordinate within the words b) Process in which a fixation is assigned not to the word with the shortest distance, but to the word on the line where the previous fixation was assigned

B Converting token-level features into OCR obtained words-level features

B.1 Synthetic reading measures

In the generative model, the conversion of word-level features to token-level features during training is done by assigning the features of a word to the first token and it is assumed that the rest of the tokens of this word do not have features. We reversed this process similarly during inference by forcing the predictions for tokens that are not the first in a word to be zero. From each tokenizer we can obtain the list of words from the input text. The way to divide the text into words may depend on the tokenizer. We can also obtain the list of tokens that belong to each word, so we take as reading measures of each word the reading measures of its first token.

For each input text, we have a list of words obtained with the tokenizer on one side, and a list of words obtained by OCR from the screenshot read by the participant on the other side. Generally, these two lists of words should be identical, but in some cases, they might not be. As we explained in subsection 4.6, each Area of Interest corresponds to a space-separated word, with punctuation marks typically mapped to their adjacent words (Figure 2), so what the tokenizer sees as two words, the OCR might consider as one (and the actual reading measures are considered on this list). Therefore, we map the word lists and in cases where one OCR word corresponds to two tokenizer words, we sum their reading measures. An example of this process can be seen in the Table 6.

Table 6: Example of mapping TRT between words obtained by OCR and values obtained by ET generative model.

Words OCR	unbelievable?	
Words tokenizer	unbelievable	?
Tokens str	['_un', 'believ', 'able']	['_?']
Tokens idx	[45-46-47]	[48]
Tokens IDs	[25001-25670-24369]	[25438]
TRT token-level	[10.25, 0, 0]	[2.5]
TRT word-level (tokenizer)	10.25	2.5
TRT word-level (OCR)	12.75	

B.2 Model-based relative attention

From each tokenizer we can obtain the list of words from the input text. The way to divide the text into words may depend on the tokenizer. We can also obtain the list of tokens that belong to each word, so we take as the relative attention of each word the sum of the relative attention of each token associated with the word. Moreover, for each input text, we have a list of words obtained with the tokenizer on one side, and a list of words obtained by OCR from the screenshot read by the participant on the other side. Generally, these two-word lists should be identical, but in some cases they might not be. As we explained in subsection 4.6, each Area of Interest corresponds to a space-separated word, with punctuation marks typically mapped to their adjacent words (Figure 2), so what the tokenizer sees as two words, the OCR might consider as one. Therefore, we map the word lists and in cases where one OCR word corresponds to two tokenizer words, we sum their relative attention.

C Human- vs. model-based attention measures comparison

C.1 Additional details on the models selected

Transformer encoder-based models: We use models based on BERT Devlin et al. [2019]. Its bidirectional structure means that each word token is placed in the context of the entire sequence instead of just the tokens appearing before it.

- **bert-base-uncased, bert-base-cased, bert-large-uncased** (BERT) Devlin et al. [2019]: BERT was trained using Masked Language Modeling (MLM), where random words from a sequence are masked during input, and Next Sentence Prediction (NSP), which enables words from one sentence to attend to words in other sentences. We utilized three distinct models: BERT-Base, comprising 12 layers (transformer blocks) and 12 attention heads, available in both cased and uncased variants - the uncased version treats uppercase and lowercase letters identically, such that "dog" and "Dog" are considered equivalent. Additionally, we employed BERT-Large, featuring 24 layers and 16 attention heads, offering enhanced capacity for processing complex patterns and contextual relationships.

-
- **roberta-base, roberta-large (RoBERTa)** Liu et al. [2019]: RoBERTa, which maintains BERT’s core architecture, implements significant improvements to the training process by eliminating NSP and concentrating solely on masked language modeling with increased pretraining data. Like BERT, RoBERTa is available in both Base and Large configurations.

Transformer decoder-based models: Although most studies focus on bidirectional transformer-encoder based models, we also include decoder-based models to be able to include text generation modes. All these models follow the general structure of decoder-only transformers, which are typically used in autoregressive generation. As explained in subsection 2.2, language model training generally relies on a foundation model trained on massive amounts of data, followed by human alignment processes to align it with users. This process often involves a reward model optimized to evaluate different responses to a prompt. We experiment with both pre-trained models (Mistral 7B and Llama 3) and models that are already human-aligned (Llama 3 Instruct). We also use reward models, explained in subsection 2.2. We chose these models as they are the most used and new open-source models. Among the 3 reward models, all 3 are trained differently based on different backbone models.

- **Phi 1.5 (Phi)** Li et al. [2023]: The architecture is transformer based with 1.3 billion parameters. It was trained using the same data sources as phi-1, augmented with a new data source that consists of various NLP synthetic texts. When assessed against benchmarks testing common sense, language understanding, and logical reasoning, Phi-1.5 demonstrates a nearly state-of-the-art performance among models with less than 10 billion parameters. The model is not finetuned either for instruction following or through reinforcement learning from human feedback.
- **Llama-2-7b-hf, Llama-2-7b-chat-hf (Llama-2)** Touvron et al. [2023]: Meta released Llama 2 in three sizes: 7B, 13B, and 70B parameters. The architecture uses auto-regressive transformers pretrained on extensive self-supervised data. The 7B parameter version was selected for this work. Llama 2-Chat was developed by applying supervised fine-tuning to the base Llama 2 model, followed by iterative refinement using RLHF through rejection sampling and PPO. During RLHF, they continuously gathered reward modeling data alongside model improvements to maintain in-distribution reward models.
- **Meta-Llama-3-8B, Llama-3.1-8B, Llama-3.1-8B-Instruct, Meta-Llama-3-8B-Instruct (Llama 3)** Dubey et al. [2024]: It’s a group of language models that naturally handle multiple languages, coding, reasoning, and tool use. Based on Transformer architecture, with the largest version having 405B parameters and up to 128K token context window. In our work, we use the smallest 8B version. These models perform similarly to leading ones like GPT-4 across many tasks and are currently the most powerful open-source LLMs. The post-trained versions build upon the foundation model. Version 3.1’s innovation is incorporating image, video, and speech capabilities into Llama 3 through a compositional method.
- **Mistral-7B-v0.1, Mistral-7B-Instruct-v0.1 (Mistral)** Jiang et al. [2023]: Mistral-7B stands as one of the most prominent open-source LLM. Its key innovation lies in the implementation of grouped-query attention (GQA) and sliding window attention (SWA). GQA enhances inference speed and reduces memory consumption during decoding, enabling larger batch sizes and improved throughput - essential features for real-time applications. Additionally, SWA efficiently processes longer sequences while minimizing computational costs, addressing a common constraint in LLM. These combined attention mechanisms enhance Mistral 7B’s overall performance and efficiency. For the Instruct version, the model underwent fine-tuning using instruction datasets available through the Hugging Face repository.
- **UltraRM-13b** Cui et al. [2024]: UltraRM was trained using LLaMA2-13B [Touvron et al., 2023] as the base model. The training combined ULTRAFEEDBACK Cui et al. [2024] dataset with other open-source datasets including Stanford SHP, OpenAI Summarization, and Anthropic Helpful [Bai et al., 2022]. The training strategy and loss objectives remained consistent with Touvron et al. [2023].
- **Eurus-RM-7b** Yuan et al. [2024]: This model, finetuned from Mistral-7B, is trained on ULTRAININTERACT - a comprehensive dataset designed to enhance LLMs’ reasoning abilities. ULTRAININTERACT incorporates diverse instructions from 12 datasets covering mathematics, coding, and logical reasoning, with preference trees for each instruction. Eurus-RM-7B combines ULTRAININTERACT with UltraFeedback and UltraSafety datasets, using a specialized reward modeling objective. The model’s training approach is designed to improve reasoning capabilities, especially for complex problems, while maintaining balance across different reward modeling abilities through dataset integration. The original model architecture from the Huggingface Checkpoint is used with minimal modifications to extract layer attention during inference. Additional details will be available in the open repository upon paper publication.
- **QRM-Llama3.1-8B** Dorka [2024]: Is based on the Llama3.1-8B model foundation. The backbone architecture stays fixed during training, allowing efficient computation through single-pass feature extraction and reuse.

The multi-attribute regression incorporates 19 distinct attributes from eight datasets. Training utilizes Quantile Reward Models (QRMs), an innovative approach learning complete reward distributions instead of single values. Through quantile regression, QRMs capture the full range of preference distributions, including multiple modes, providing a deeper understanding of human preferences. This method handles preference diversity, label noise, and contradictory preferences by representing them as distinct distribution modes. The original model architecture from the Huggingface Checkpoint is used with minimal modifications to extract layer attention during inference. Additional details will be available in the open repository upon paper publication.

C.2 Implementation details on the correlation analysis of RM input

As explained in subsection 2.2, the general input of the reward model consists of combining a prompt with a response, where the output is a reward measuring how good that response is for the prompt. The concatenation of the prompt and response is typically done using special tokens, which usually depend on how the model was trained. The special tokens differentiate the turns between the user and the system. For each of the three models, we have used the tokens proposed in their implementations, which we show below. Additional implementation details can be found in the open-source code.

- **QRM-Llama3.1-8B:** `<start_header_id>user<end_header_id>` [Example](#) `<eot_id><start_header_id>assistant <end_header_id>` [Prompt](#) [Example Response](#)
- **UltraRM-13b:** *Human:* [Example Prompt](#) *Assistant:* [Example Response](#)
- **Eurus-RM-7b:** *[INST]* [Example Prompt](#) *[/INST]* [Example Response](#)

C.3 Additional results on correlation analysis of model layers and reading measures

In Figure 12, the results complementary to Figure 7, in subsection 6.3.1 can be seen.

C.4 Additional results on the correlation analysis of model architectures and reading measures

In Figure 13, Figure 14 and Figure 15 complementary results are shown to the ones in subsection 6.3.2.

C.5 Additional results on the correlation analysis of RM input and reading measures

In Figure 16 we show similar results to Figure 9 in subsection 6.3.3 but for all trials, not only the unanimous responded ones.

C.6 Hardware

We use servers equipped with 2x Intel Xeon Platinum 8470 CPUs, 1TB of RAM and 2X NVIDIA A100 (80GB) GPUs. At inference time we were using only one GPU.

D EDA acquisition

The electrodermal activity (EDA) was measured using the Versatile Bio acquisition system (Bitbrain, Zaragoza, Spain). Previous literature explained the inclusion of EDA as a reliable metric, stating it is one of the most reliable and usable psychophysiological parameters for monitoring the cognitive state ?. For the current study, two electrodes were placed on the tip of the index and middle finger of the participant’s non-dominant hand. The EDA was collected by using a pair of Ag/AgCl electrodes, which provide a reliable and stable skin conductance measurement due to the fact that sweat gland activation (indicating mental state fluctuations) creates variations in the signal. The skin conductance then is expressed in microsiemens (default measurement unit), which shows the facility with which the skin allows electrical current to pass through it.

The signal was sampled at a rate of 256 Hz, ensuring the possibility to capture both tonic and phasic components. For this project, as we concentrated in event-related responses, we focused on phasic activity (also known as skin conductance responses) which occur as a response to specific stimuli. For this goal, a baseline is subtracted to normalise the offset of the analysed data.

Synchronising the data streams from different sources, such as EDA from OpenVibe and behavioural markers from PsychoPy, introduces certain challenges. For instance, timing discrepancies between systems can lead to misaligned

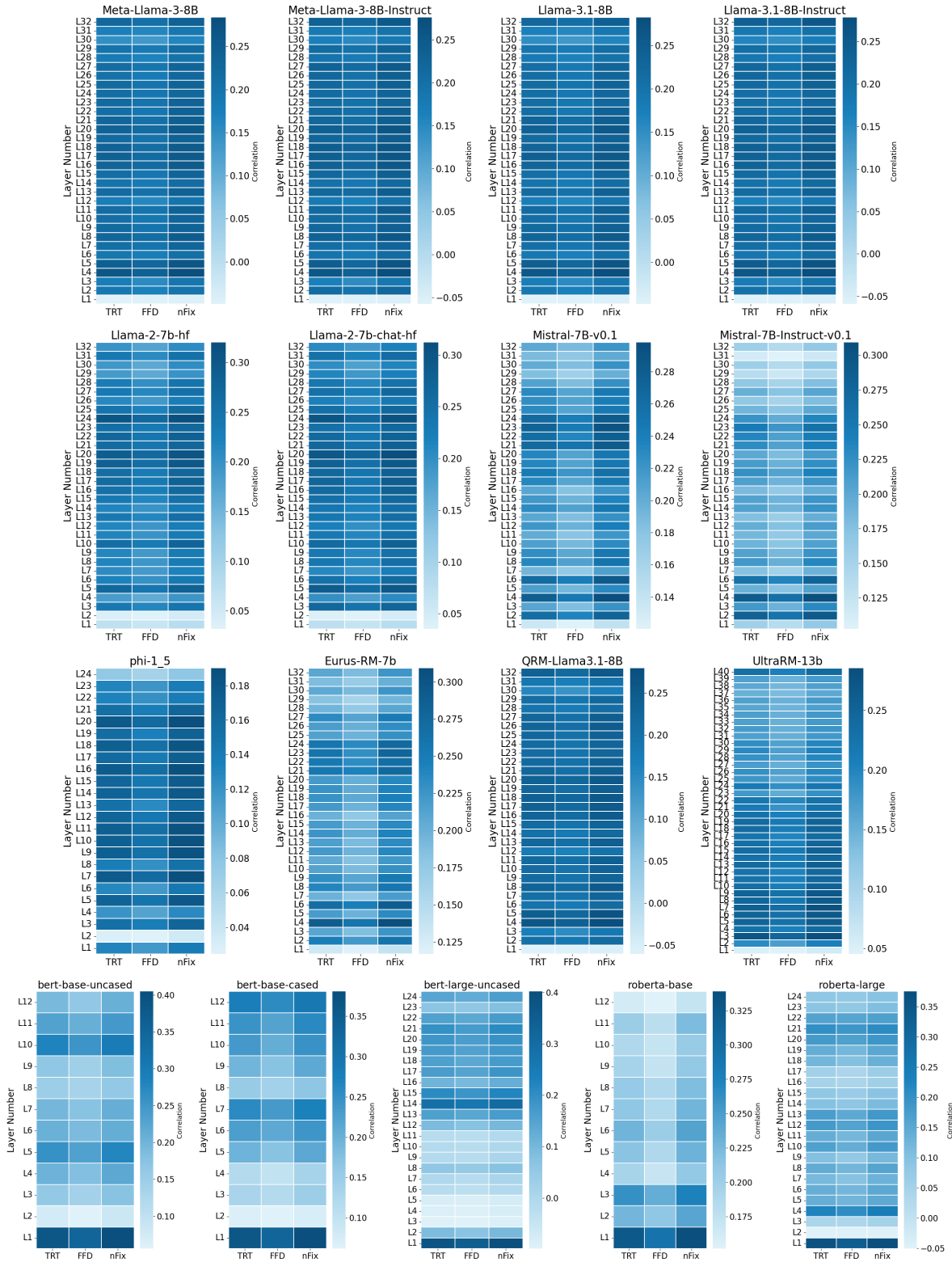


Figure 12: Mean Spearman correlation values of different layers in different models with TRT, FFD and nFix reading measures for all models.

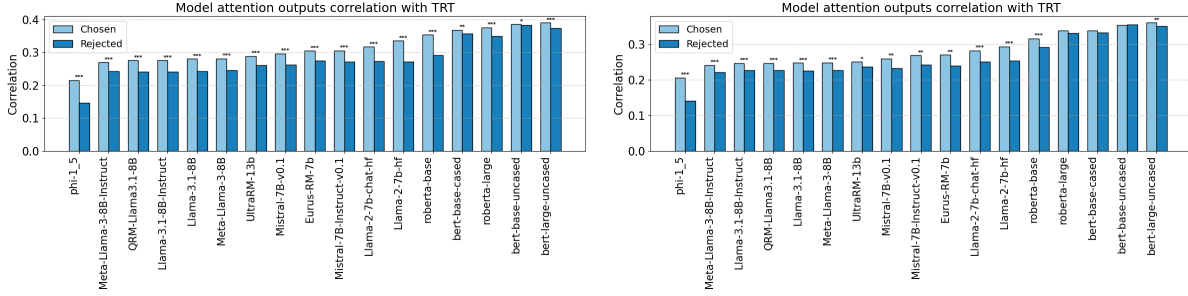


Figure 13: Mean Spearman correlation analysis between TRT and different models. Left: Only trials read by three participants are included. Right: All trials are included. * indicates statistical significance between chosen and rejected.

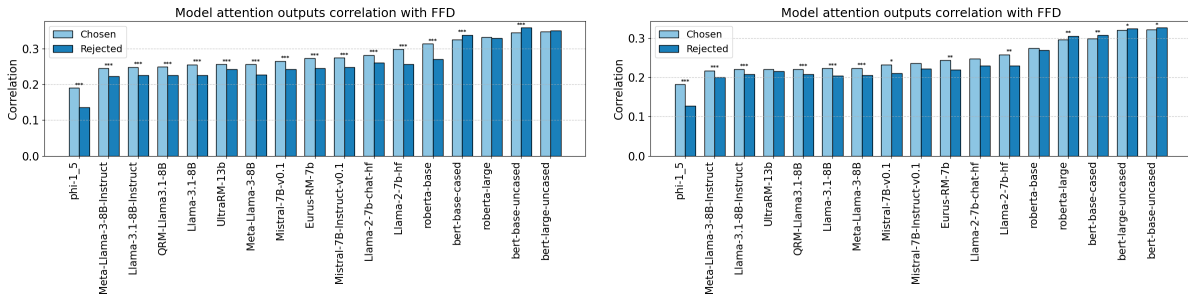


Figure 14: Mean Spearman correlation analysis between FFD and different models. Left: Only trials read by three participants are included. Right: All trials are included. * indicates statistical significance between chosen and rejected.

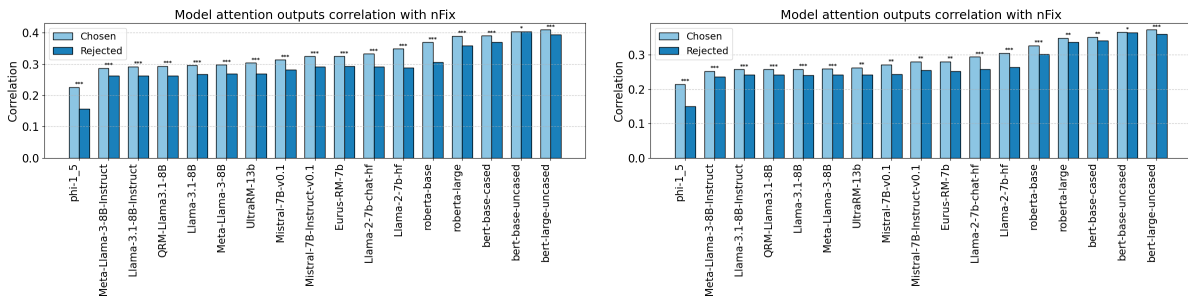


Figure 15: Mean Spearman correlation analysis between nFix and different models. Left: Only trials read by three participants are included. Right: All trials are included. * indicates statistical significance between chosen and rejected.

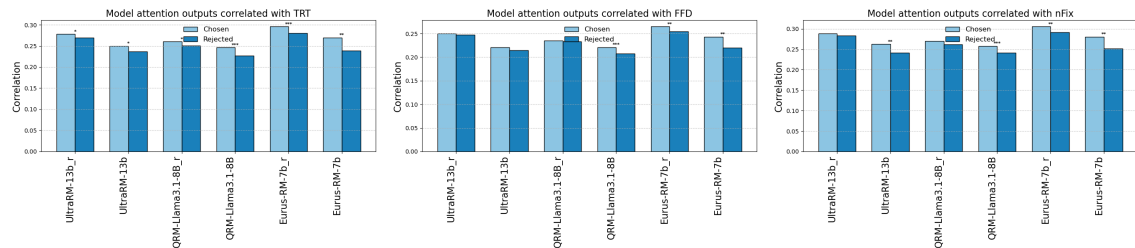


Figure 16: Mean Spearman correlation coefficients comparing TRT, FFD, and nFix across three reward models for all trials, with both standard and prompt-conditioned (_r) variations. * indicates statistical significance between chosen and rejected.

data, which we addressed by using precise onset markers embedded directly in the data stream. This ensured accurate synchronisation across modalities. Furthermore, we combined several devices working with different data formats,

Table 7: Group-Level Analysis of Preferred and Non-Preferred EDA Conditions

	Chosen EDA (Mean \pm SD)	Rejected EDA (Mean \pm SD)
Mean	3.06 \pm 1.98	3.05 \pm 1.97
Standard Deviation	0.09 \pm 0.05	0.08 \pm 0.04
Minimum	2.86 \pm 1.91	2.87 \pm 1.90
Maximum	3.22 \pm 2.05	3.20 \pm 2.04
Median	3.06 \pm 1.99	3.06 \pm 1.97
Range	0.37 \pm 0.21	0.33 \pm 0.20

which we processed and aligned to have a complete neurophysiological and behavioural profile of each individual response.

E Notes on statistical analysis

In Figure 3, Figure 4, Figure 5, Figure 8, and Figure 9 represent statistical significance levels of $*p < 0.05$, $**p < 0.01$ and $***p < 0.001$. Regarding the metrics reported in subsection 4.7 and in Figure 4 and Figure 5, as highlighted in Table 2, the total number of annotated responses is 652. Therefore, when we compare the preferred versus the rejected (we divide by two since we have two conditions), we have $652/2 - 1 = 325$. In the case of synthetic measures, we have 321, as we could not generate synthetic reading measures for some responses due to typos. For the unanimously annotated responses, the same logic was used: $214/2 - 1 = 106$.

F Notes on dataset annotation

The original dataset (OASST1) was annotated by crowdsourced volunteers who carried out multiple tasks such as ranking assistant replies, labeling messages for quality and safety, and providing preference ratings. Each message was evaluated by at least three annotators, and they used Tideman’s Ranked-Pairs method to consolidate these rankings. The annotations comprised both Likert-scale ratings (covering aspects like quality, creativity, and politeness) and binary labels (identifying factors like spam, hate speech, and guideline violations). This rigorous process helped ensure high-quality, human-driven annotations that have been central to both training and evaluating language models in the literature. Moreover, we took an additional step by selecting the most distant responses in the ranking for each prompt, thereby maximizing the contrast in participant preferences and we acknowledge that less distant responses may not yield the same clear effects. It is important to note that annotating responses naturally involves some degree of subjectivity. To address this, we conducted a similar procedure with our own preference judgments and compared them to the original labels, reporting the results (Table 8) as the proportion of trials (between 0 and 1) in which both labels matched.

Table 8: Agreement between participants and original dataset labels.

	total	1	2	3	4	5	6	7	8
all	0.58	0.70	0.68	0.42	0.56	0.58	0.50	0.66	0.57
unanimous annotated	0.59	0.62	0.76	0.44	0.57	0.60	0.50	0.64	0.60