

CALLM: Context-Aware Emotion Analysis in Cancer Survivors Using LLMs and Retrieval-Augmented Mobile Diaries

Zhiyuan Wang VMF9PR@VIRGINIA.EDU *Department of Systems and Info. Engineering, University of Virginia*
Katharine E. Daniel KED4FD@VIRGINIA.EDU *Center for Behavioral Health and Tech., University of Virginia*
Laura E. Barnes LB3DP@VIRGINIA.EDU *Department of Systems and Info. Engineering, University of Virginia*
Philip I. Chow PIC2U@VIRGINIA.EDU *Center for Behavioral Health and Technology, University of Virginia*

Abstract

Cancer survivors face unique emotional challenges that impact their quality of life. Mobile diary entries—short text entries recording through their phone about their emotional experiences—provide a promising method for tracking these experiences in real time. Although emotion analysis tools show potential for recognizing emotions from text, current methods lack the contextual understanding necessary to accurately interpret the brief, personal narratives in mobile diaries. We propose CALLM, a context-aware emotion analysis framework that leverages Large Language Models (LLMs) with Retrieval-Augmented Generation (RAG), to analyze mobile diary entries from cancer survivors to predict their emotional states. The framework enhances prediction accuracy beyond existing methods by (1) integrating retrieved peer experiences as contextual examples and (2) incorporating individuals’ temporal emotional trajectories from their mobile diary entries. We collected a large-scale dataset (N=407) of cancer survivors’ mobile ecological momentary assessments (EMAs), which assessed positive and negative affect, desire to regulate emotions, social interaction quality, and availability for interventions, alongside daily mobile diary entries in an open response format regarding what was driving their current emotional experience. Results demonstrate strong performance of CALLM, with balanced accuracies reaching 72.96% for positive and 73.29% for negative affect, and 73.72% for predicting individual’s desire to regulate emotions. Post-hoc analysis reveals that leveraging model confidence, encouraging longer diary entries, and incorporating personal ground truth, further enhance predictive outcomes. Our findings support the feasibility of deploying LLM-powered emotion analysis in chronic health populations

and suggest promising directions for personalized interventions for cancer survivors.

Data and Code Availability Due to Institutional Review Board (IRB) and privacy restrictions, the data for this study is currently restricted although some data may be made available upon reasonable request by contacting P.C. The code supporting the findings in this paper will be publicly released soon, with early access available upon request to Z.W.

Institutional Review Board (IRB) The study protocol has been fully approved by the Institutional Review Board at University of Virginia IRB #HSR230080.

1. Introduction

The National Cancer Institute (NCI) defines a cancer survivor as any individual diagnosed with cancer, from the time of diagnosis through the remainder of their life [Mayer et al. \(2017\)](#). This rapidly growing population faces unique emotional challenges that significantly impact their quality of life [Zebrack \(2000\)](#); [Firkins et al. \(2020\)](#). While advances in medical care have improved survival rates, many survivors continue to experience substantial psychological distress [Andrykowski et al. \(2008\)](#); [Powers et al. \(2016\)](#), particularly within the first five years following diagnosis [Zabora et al. \(2001\)](#). Understanding and alleviating these distressing emotional states are critical components of survivorship care, as emotional health plays a key role in long-term well-being and recovery outcomes [Jacobs and Shulman \(2017\)](#); [Salsman et al. \(2023\)](#).

Mobile diaries, which allow users to submit brief open-ended journal entries through text input, are increasingly being used in apps available for public download, and have become a valuable tool for

cancer survivors to engage in self-reflection through personal narratives Funk et al. (2020); Metsäranta et al. (2019). Mobile diary entries could offer nuanced insights into survivors’ affective states, providing opportune windows in which to deliver supportive care. In particular, gaining a greater understanding of the emotional lives of cancer survivors could inform the delivery of just-in-time adaptive interventions (JITAI), which aim to deliver the right type and amount of digital mental health interventions (DMHIs) Nahum-Shani et al. (2018) when each user needs the most help.

While emotion analysis techniques show promise for interpreting these narratives and informing personalized interventions Seabrook et al. (2018); Teodorescu et al. (2023), existing approaches face significant limitations. Most current methods are designed for analyzing general text data like social media posts or clinical interview transcripts Zeng et al. (2006); Guntuku et al. (2019); Eichstaedt et al. (2018), which differ fundamentally from the reflective, brief, and highly subjective nature of mobile diaries. Moreover, mobile diaries from cancer survivors may change over time depending on dynamic personal and cancer treatment factors. Thus, traditional and current emotion analysis approaches, including domain-specific machine learning models Wang et al. (2016), can lack the flexibility required to process this type of introspective and temporally evolving data effectively.

Large Language Models (LLMs) and Retrieval-Augmented Generation (RAG) Zhao et al. (2024) techniques provide advanced language processing capabilities by integrating the pre-trained knowledge and in-context learning strengths of LLMs with generation augmented by retrieved external information. While LLMs have demonstrated success across various mental health applications Chen et al. (2023); Sadeghi et al. (2023); Sharma et al. (2023a), their current use in emotion analysis relies primarily on pre-trained knowledge and lack the ability to dynamically incorporate personalized contexts Xu et al. (2024). These methods typically process each diary entry in isolation, neglecting two crucial factors: (1) peer experiences that can provide valuable context related to how other survivors interpret and express similar emotional triggers; and (2) individual temporal patterns that capture how a person’s diary responses may evolve over time. The integration of peer experiences is particularly crucial in cancer survivorship contexts, where emotional responses are often shaped

by the shared experiences of those faced with a cancer diagnosis Ehrhardt et al. (2023). While traditional machine learning methods can leverage peer experiences, they are constrained by rigid feature engineering that limits their adaptability to sparse and evolving data Eichstaedt et al. (2018); Guntuku et al. (2019). These gaps highlight the need for a flexible, context-aware framework that dynamically combines peer-informed patterns with individual-level insights to fully realize the information inherent in diary entries and ultimately improve DMHI delivery.

In this paper, we propose CALLM, a context-aware emotion analysis framework leveraging LLMs and RAG techniques. CALLM enhances emotional and behavioral state recognition by incorporating both peer experiences as few-shot examples and individual temporal trajectories. We demonstrate CALLM’s effectiveness by using a large dataset ($N = 407$) of cancer survivors’ mobile diary entries and collected self-reports, three times daily over five weeks. The self-reports collected range from emotional measures including *positive (happy, cheerful, pleased)* and *negative (sad, afraid, and miserable) affect, quality of social interaction*, and behavioral factors relevant to customized DMHIs, including *desire to regulate emotions* and *availability to complete an intervention*. Our framework uses RAG to retrieve semantically similar diary entries and their corresponding ground truths from peers, while incorporating diary entry history and individual traits to enhance prediction accuracy. Evaluation shows state-of-the-art performance in predicting emotional and behavioral constructs, including positive and negative affect, emotion regulation desire, and social interaction quality. Additionally, our post-hoc analysis provides insight into the effects of diary text length, temporal context, and model confidence, demonstrating the practical feasibility of deploying LLM-powered emotion analysis systems in cancer survivors and potentially other chronic health populations.

This work’s contributions include:

1. We introduce CALLM, a novel context-aware emotion analysis framework for mobile diary using LLMs and RAG, which integrates peer experiences and personal trajectories from mobile diaries to facilitate accurate and contextually-grounded predictions.
2. We apply CALLM to a large-scale dataset of 407 cancer survivors that contains daily mobile diaries, to identify language features associated with current affective functioning. Results have

the potential to inform the development of future personalized digital interventions.

3. We analyze predictive patterns to demonstrate the feasibility and promise of LLM-empowered emotion assistance, emphasizing model confidence, personal trajectory incorporation, and text length effects.

2. Related Work

2.1. LLM Applications in Mental Health

LLMs have been widely applied in health domains [Yang et al. \(2022\)](#), particularly in mental health for tasks such as detecting cognitive distortions [Xu et al. \(2024\)](#); [Chen et al. \(2023\)](#), analyzing depression using semiclinical interview data [Sadeghi et al. \(2023\)](#), and to support cognitive reframing of negative thoughts [Sharma et al. \(2023b\)](#). They have also shown promise in facilitating empathic peer-to-peer conversations and improving communication quality in therapeutic settings [Sharma et al. \(2023a\)](#); [Wang et al. \(2024a,b\)](#). RAG techniques further improve LLMs by incorporating external knowledge, as demonstrated in applications such as personalized abusive language detection [Yao et al. \(2024\)](#) and other knowledge-intensive tasks [Lewis et al. \(2020\)](#). Additionally, LLMs have been explored for interpretable mental health analysis through explainable predictions [Yang et al. \(2023\)](#), while qualitative studies have highlighted their potential for mental well-being support [Ma et al. \(2024\)](#). These advancements demonstrate the flexibility and potential of LLM in mental health applications, ranging from emotion analysis to diagnostic and conversational support.

2.2. Emotion Analysis in Text

Traditional emotion analysis has primarily targeted audience-facing texts with explicit emotional cues, such as clinical interviews and social media posts (averaging 420 tokens¹ per post in Reddit datasets [Turcan and McKeown \(2019\)](#)), where contextual richness supports mental health assessments [Seabrook et al. \(2018\)](#); [Teodorescu et al. \(2023\)](#). These approaches leverage sequential deep learning models [Wang et al. \(2016\)](#), domain-specific frameworks [Funk et al. \(2020\)](#), and/or large language models [Xu et al.](#)

(2024), thriving in contexts where users curate rich content [Papacharissi \(2010\)](#).

However, mobile diary entries present distinct challenges with their brevity (averaging 7.57 tokens per entry in this study’s dataset) and introspective nature. Unlike public-facing texts, diary text often contains private reflection [Bolger et al. \(2003\)](#) that lacks structured emotional expressions (60.1% entries demonstrate neutral sentiment polarity vs. positive or negative in this study’s dataset) and contextual redundancy. The feasibility of predicting emotion states with mobile diaries is highly under explored. In addition, existing machine learning methods struggle with this sparsity due to three limitations: (1) dependency on predetermined task designs [Guntuku et al. \(2019\)](#); [Eichstaedt et al. \(2018\)](#), (2) inflexibility for personalized trajectory evolution [Nobles et al. \(2018\)](#), and (3) inadequate contextual awareness to understand brief entries [Stone et al. \(2020\)](#). Recent proposals for context-aware frameworks [Metsäranta et al. \(2019\)](#); [Vishnubhotla et al. \(2024\)](#) suggest pathways to bridge this gap by prioritizing personal and cohort-specific semantics over generic lexicons.

2.3. Context-Aware Emotion Analysis

Context-aware emotion analysis aims to enhance the accuracy and relevance of human-centered modeling and emotion prediction by integrating temporal, social, and personal dimensions [Lee et al. \(2019\)](#); [Park et al. \(2023\)](#); [Harari and Gosling \(2023\)](#). Existing methods have demonstrated promising results through time-series analysis and multi-modal approaches, effectively combining textual inputs with diverse signals such as speech, facial expressions, and physiological data to capture richer emotional contexts [Pfleger \(2004\)](#); [Poria et al. \(2019\)](#). Recent advances in mobile and wearable technologies have further expanded these possibilities, enabling the continuous collection of EMAs and passive behavioral sensing data (e.g., phone usage patterns, physical activity, sleep quality) to provide additional contextual signals to approximate mental health status [Mohr et al. \(2017\)](#); [Strackiewicz et al. \(2021\)](#).

Building on recent advances and addressing existing gaps in text analysis and language models, this study proposes a context-aware emotion analysis framework using data from mobile diary entries from $N = 407$ cancer survivors for retrieval and evaluation. Our approach incorporates individual traits, historical emotional trajectories, and peer-informed in-

1. In language models, a token is the smallest unit of text produced by segmentation and is not necessarily a complete word. Typically, one word equals about 1.33 tokens, though this ratio can vary by tokenizer and model.

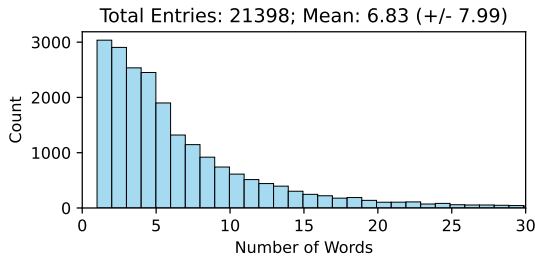


Figure 1: Distribution of word counts in diary entries.

sights to enable personalized, contextually rich emotion analysis. The CALLM framework extends the potential of mobile-based emotional assessments and interventions by providing deeper, more tailored insights into the emotional experiences of cancer survivors from their mobile diary entries.

3. Methods

3.1. Participants

Analyses involved data gathered from $N = 407$ US adults within five years of a cancer diagnosis (stages 0-4, referred to as ‘cancer survivors’) and who owned a smartphone. Participants were eligible regardless of cancer type and treatment status. Of the 426 who were enrolled, $N = 19$ were excluded ($n = 10$ did not initiate the EMA, $n = 9$ requested to withdraw), resulting in a final sample of $N = 407$.

Participants were, on average, 48.73 years old ($SD = 12.23$); 9.09% male and 90.17% female; 86.67% White; and 92.52% non-Hispanic. Most participants (57.28%) had a primary diagnosis of breast cancer and 21.88% were actively receiving cancer treatment during the study.

3.2. Procedure

Participants provided informed consent (UVA IRB #HSR230080) and enrolled in the five-week EMA study. Prior to initiating the EMA phase, participants completed a battery of self-report questionnaires to assess for demographics, cancer diagnosis and treatment history, and psychological functioning. During the EMA phase, participants received three surveys per day that were delivered by their personal mobile phone via the Effortless Assessment Research System (EARS) mobile application. One survey was randomly delivered within each of the following time

blocks: 8-10am, 1-3pm, and 7-9pm. Surveys disappeared if they not answered within 2 hours of firing. Participants were compensated up to \$100 (prorated based on percentage of EMA surveys completed).

3.3. EMA Measures

To measure *primary emotion driver* (hereafter referred to as our “emotion driver diary entry”), participants responded to the prompt regarding the last hour, “What has had the biggest impact on your mood?” using an open text box on their smartphone.

To measure *desire to regulate emotions*, participants were asked regarding the last hour, “How much have you wanted to change your feelings?” using a 0 (*not at all*) to 10 (*very much*) scale.

To measure *state affect*, participants were asked to rate the degree to which they felt happy, cheerful, pleased, sad, afraid, and miserable in the past hour using a 0 (*not at all*) to 10 (*very much*) scale for each emotion word. To increase internal validity, *Positive Affect* is the sum of the first three emotion words. *Negative affect* is the sum of the last three emotion words, with higher values indicating greater levels of momentary positive and negative affect, respectively. Negative and positive affect ranged 0 to 30, with higher values indicating more intense affect.

To measure *social interaction quality*, participants were asked regarding the last hour, “How would you rate the quality of your social interactions?” using a 0 (very poor) to 10 (very good) scale.

To measure *intervention availability*, participants were asked regarding the last hour, “Would you have been AVAILABLE to do a brief (less than 5 minute) guided exercises on your phone?” using a yes/no response format.

In this study, we created binary state indicators for each emotional and behavioral measure. These binary indicators reflect whether a participant’s momentary rating exceeded their individual mean level for that measure (True) or not (False). This approach allows us to identify periods of elevated emotional or behavioral states relative to each participant’s typical experience, while accounting for individual differences in baseline levels and scale usage.

3.4. Preliminary Data Analysis

We first conducted preliminary text analyses to understand how the topics, sentiment patterns, and lexical features identified in mobile diary entries predict

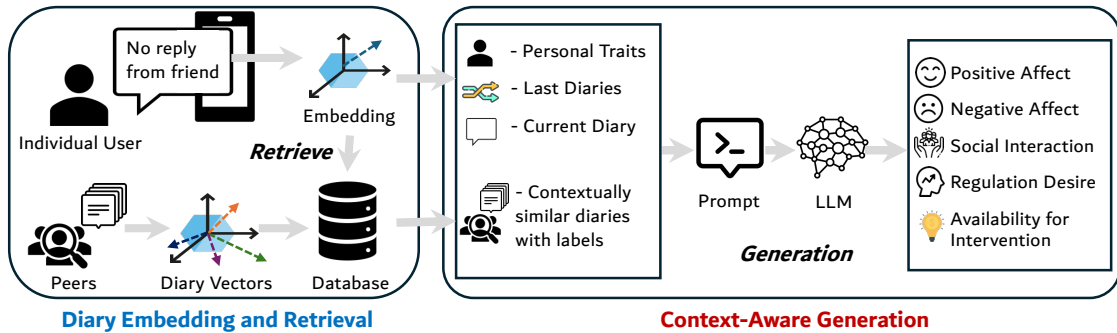


Figure 2: Illustration of the Emotion Analysis Framework: The left side represents the Diary Embedding and Retrieval Module, while the right side illustrates the Context-Aware Generation Module.

concurrent EMA responses regarding real-time emotional and behavioral states. Detailed descriptions of the analysis are in the Appendix A.

In summary, our topic analysis (detailed in Appendix A.1) indicates that, regarding topics, outdoor activities, leisure, and social/holiday activities tend to relate to higher positive affect and lower negative affect, while administrative and cancer/health-related terms demonstrate the opposite pattern and are associated with higher emotion regulation needs. Social interaction quality peaks in relation to family events and social activities, though administrative tasks show more variability. Intervention availability varies notably across self-reports (45-70%), with home activities showing the highest availability (69.9%) and work/study activities the lowest (45.2%).

Sentiment analysis (detailed in Appendix A.2) reveals that the majority of diary entries (60.1%) demonstrate neutral sentiment polarity, with 25.2% showing positive and 14.7% showing negative sentiment. This distribution indicates that brief mobile diary entries tend to be emotionally neutral, although there is meaningful variance in emotional tone across entries. Further analysis shows systematic associations between sentiment polarity and emotional and behavioral measures: entries with positive sentiment consistently are related to higher positive affect scores (sample-wide median 21 in positive vs. 18 in neutral vs. 13 in negative), lower negative affect (median 1 vs. 2 vs. 4), reduced emotion regulation desire (median 0 vs. 1 vs. 3), and enhanced social interaction quality (median 8 vs. 7 vs. 5) across positive, neutral, and negative sentiment respectively; all differences significant at $p < 0.001$). Moreover, negative sentiment entries are related to increased interven-

tion availability, suggesting potential opportunities for targeted support when diary entries are negative in valence.

Lexical analysis (detailed in Appendix A.3) through word clouds reveal interesting patterns in emotion-associated terms among cancer survivors. While work terms appear prominently in both positive and negative contexts, suggesting its dual role in emotional experiences, terms friends and family are generally associated with positive affect, though they are often observed in negative contexts. Interestingly, husband emerges as a salient term in negative affect contexts (notably, 89.93% of participants are reported as female, $n=375$), along with likely illness-related terms like cancer, tired, pain and sick, potentially indicating the complex emotional dynamics in close relationships in the context of coping with cancer.

3.5. Context-Aware Retrieval-Augmented Emotion Analysis

This section introduces our emotion analysis framework, designed for mobile free text-based diary data in cancer survivors, as illustrated in Figure 2. The framework consists of two main modules: the Diary Embedding and Retrieval Module on the left, and the Context-Aware Generation Module on the right. By embedding and retrieving contextually relevant emotion diary data from peers, along with integrating individual traits and historical trajectories, this framework incorporates these contextual cues into the LLM generation process to identify current constructs. This integration improves both the interpretability and predictive accuracy for real-world

emotional states. The framework operates through the following sequential modules.

Diary Embedding and Retrieval Module

The Diary Embedding and Retrieval Module begins by converting each diary entry into a high-dimensional text embedding using OpenAI’s `text-embedding-3-small` model². These embeddings capture semantic similarities among entries and are stored in a vector database. Each vector is accompanied by metadata, including self-reported outcome scores and participant traits, ensuring rich contextual alignment.

To facilitate efficient retrieval, a FAISS (Facebook AI Similarity Search³) index is constructed over these embeddings. This index allows for rapid similarity searches, leveraging L2 distance computation to identify the most relevant entries, where the L2 distance $d(\mathbf{a}, \mathbf{b})$ between two vectors \mathbf{a} and \mathbf{b} is defined as:

$$d(\mathbf{a}, \mathbf{b}) = \sqrt{\sum_{i=1}^n (a_i - b_i)^2}$$

When a new diary entry is embedded, the system queries the FAISS index to retrieve the top- K semantically similar entries from the database. These entries are selected based on their proximity in the embedding space, indicating contextual relevance.

The retrieved entries, along with their associated ground truth labels, serve as contextual examples for the subsequent generation process. This retrieval mechanism ensures that predictions are grounded in contextually relevant historical data from peers, enhancing the model’s ability to understand and predict emotional states in context despite entries containing limited content.

Context-Aware Generation Module

The Context-Aware Generation Module integrates the retrieved data with additional contextual elements to improve prediction accuracy. As illustrated by Figure 3, this module constructs a comprehensive prompt by incorporating:

- **Individual Traits:** Participant-specific demographic and clinical information (e.g., "60-year-old male, stage II Kidney cancer") to enable personalized analysis. These traits help contextu-

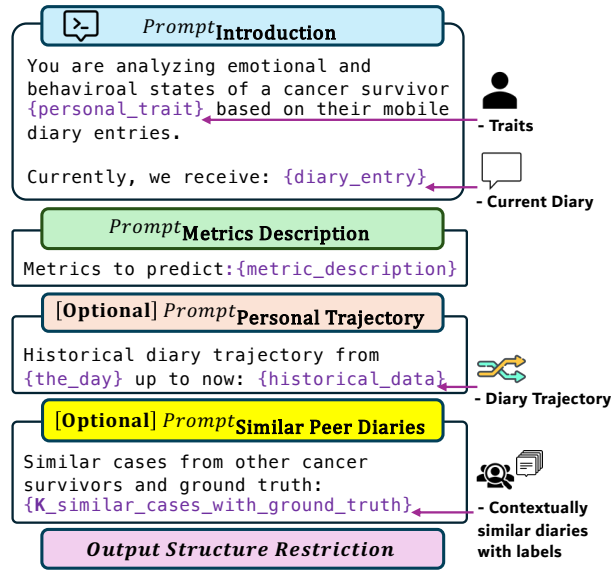


Figure 3: Illustration of simplified prompt design, with additional details in Figure 9 in Appendix B.

alize the emotional experience within the individual’s specific cancer journey and life circumstances, allowing for more nuanced interpretations of emotional states.

- **Temporal Trajectory Context:** Historical diary entries from the participant’s own timeline (e.g., since "Current Day" or "Last Day", if available), constructing an emotional trajectory from their past diary entries. This temporal information helps capture emotional patterns and transitions, providing insight into how current emotions relate to recent experiences and potentially indicating emerging trends in emotional experiences.
- **Retrieved Peer Experiences:** The RAG module retrieves the k most similar cases (where k ranges from 1 to 20 in our experiments) using FAISS vector similarity search with L2 distance computation. Each retrieved case consists of an emotion diary text and its associated emotional outcomes, serving as concrete examples to ground the model’s predictions.

This structured approach ensures that each prediction is grounded in both individual-specific context and broader patterns observed across the participant population. For each analysis, the new diary entry serves as the primary input, while the LLM is instructed to act as an emotion analysis assistant

2. <https://platform.openai.com/docs/guides/embeddings> OpenAI - Vector Embeddings

3. <https://ai.meta.com/tools/faiss/> Faiss: A library for efficient similarity search

specifically trained for cancer survivors’ emotional experiences. The prompt is formatted to generate predictions in a consistent JSON structure, enclosed within <PREDICTIONS> tags for reliable parsing. This standardized output format facilitates downstream processing and integration with other components of the emotion analysis pipeline.

Inference and Postprocessing Using the constructed prompt, the LLM predicts both continuous affective scales and binary emotional states. The model outputs probabilities for each emotional state, ranging from 0.0 to 1.0, where 0.0 indicates the LLM assesses the specific state as unlikely, and 1.0 indicates it as likely. These probabilistic estimates are then converted into binary classifications using a 0.5 threshold. This step ensures compatibility with evaluation metrics and facilitates practical deployment of the framework. In our experiments, the framework utilizes GPT-4o-mini as the base LLM with 0.3 temperature and 1000 max tokens.

4. Results

4.1. Evaluation Settings

We evaluated CALLM using metrics including balanced accuracy (i.e., the mean of sensitivity and specificity) and area under the receiver operating characteristic curve (ROC-AUC) across binary emotional and behavioral states. Notably, both metrics maintain a naive baseline of 50%, which corresponds to the performance level expected from majority guessing in binary classification, regardless of class imbalance. The evaluation was conducted using 5-fold grouped cross-validation, with each fold representing a distinct group of participants (which means participants were stratified into five non-overlapping groups, ensuring that all entries from the same participant remained within a single fold to prevent data leakage and maintain the independence of training and testing sets). This validation approach ensures that the model’s performance metrics reflect its true generalizability to new, unseen participants rather than merely its ability to recognize patterns from familiar individuals.

We compared CALLM to several baseline models, including traditional text classification approaches (BoW Harris (1954), TF-IDF Salton and Buckley (1988), LIWC Boyd et al. (2022)) and transformer-based models (XLNet Yang (2019), BERT Devlin (2018), and SentenceBERT Reimers (2019)). Within

the CALLM framework, we explored multiple RAG few-shot configurations that leveraged varying numbers of peer-retrieved diaries and their associated ground truths, specifically zero-shot, one-shot, and few-shot (5, 10, or 20). We also investigated different strategies for incorporating an individual’s diary history by comparing: (1) no history, (2) diary entries since the current day’s morning, and (3) diary entries since the last day’s morning.

4.2. Evaluation Results

Table 1 presents a comprehensive comparison of model performance across different models and LLM-based models’ configurations of RAG and temporal trajectory integration. We select three constructs that broadly capture a range of emotional and behavioral states: positive affect, negative affect, social interaction quality (reflecting interpersonal relationship dynamics), and two states directly linked to the feasibility and relevance of delivering a DMHI at that moment: the desire for emotion regulation (which is high when people want to change their current emotional experience), and availability for engaging with an intervention on their mobile phone. Additional emotional states (e.g., cheerful, grateful, worried, lonely, pain) and their corresponding model outcomes under the best-performing model configurations are reported in the Appendix A.

Our basic LLM-based configuration (Non-RAG Zero-shot without trajectory) consistently outperformed all baseline models across all constructs. Among different configurations of our framework, for affect-related predictions, the configuration with 20 retrieved examples (**few(20)**) and previous day’s diary history achieved balanced accuracies of 72.96% (± 1.54) for positive affect and 73.29% (± 2.89) for negative affect. These scores represent increases of 4.20% and 1.94% respectively compared to the baseline zero-shot configuration without temporal context. Emotion regulation desire showed the highest accuracy of 73.72% (± 3.40) under the zero-shot configuration with the last day’s diary history, while intervention availability reached 60.09% (± 1.15) accuracy with 5-shot retrieval and the last day’s context added. These represent improvements of 1.71% and 13.04% respectively over their corresponding baselines. For social interaction quality prediction, the model achieved a balanced accuracy of 65.05% (± 1.83) with 20-shot retrieval and the last day’s con-

Table 1: Balanced Accuracy across baseline methods and CALLM framework under different configurations (RAG-shot: number of retrieved similar cases from peers; Diary History: since ‘None’/‘Current Day’/‘Last Day’ and before the current diary). Accuracies are reported with standard deviations across 5-fold grouped cross-validations. **Bold** numbers indicate the best-performing; *italic* indicates the second best-performing.

Model	Diary His.	PosAff (%)	NegAff (%)	SocInt (%)	RegDesire (%)	IntAvail (%)
Majority Baseline	–	50.00 \pm 0.00	50.00 \pm 0.00	50.00 \pm 0.00	50.00 \pm 0.00	50.00 \pm 0.00
<i>Baseline Models</i>						
BoW Harris (1954)	–	66.20 \pm 1.09	62.05 \pm 1.47	59.42 \pm 1.25	62.17 \pm 1.05	50.12 \pm 1.27
TF-IDF Salton and Buckley (1988)	–	67.34 \pm 1.67	62.75 \pm 1.16	60.07 \pm 1.75	62.52 \pm 0.83	50.69 \pm 1.29
LIWC Boyd et al. (2022)	–	62.67 \pm 0.81	60.29 \pm 1.11	57.75 \pm 1.61	60.69 \pm 1.32	50.00 \pm 0.00
XLNet Yang (2019)	–	61.55 \pm 0.91	57.98 \pm 1.14	56.15 \pm 1.18	59.75 \pm 1.38	52.20 \pm 0.82
BERT Devlin (2018)	–	67.99 \pm 1.38	64.39 \pm 2.15	60.58 \pm 1.03	64.81 \pm 1.29	51.42 \pm 1.14
SentenceBERT Reimers (2019)	–	68.76 \pm 1.33	67.14 \pm 1.46	62.00 \pm 1.52	66.92 \pm 2.33	52.52 \pm 0.91
<i>CALLM (ours)</i>						
Non-RAG Zero-shot	None	70.02 \pm 1.56	72.19 \pm 2.78	63.26 \pm 1.03	72.48 \pm 3.36	53.16 \pm 1.20
Few-shot (5)	None	72.35 \pm 1.56	72.56 \pm 2.80	63.66 \pm 0.86	71.26 \pm 3.64	53.08 \pm 1.17
Non-RAG Zero-shot	Current Day	70.25 \pm 1.37	72.18 \pm 2.69	62.40 \pm 1.36	73.15 \pm 3.22	55.55 \pm 1.22
Few-shot (5)	Current Day	72.31 \pm 1.37	72.75 \pm 2.85	63.86 \pm 1.14	71.77 \pm 3.40	56.04 \pm 1.15
Non-RAG Zero-shot	Last Day	70.42 \pm 1.47	72.30 \pm 2.68	63.40 \pm 1.22	73.72 \pm 3.40	58.85 \pm 1.77
One-shot	Last Day	71.81 \pm 1.45	72.32 \pm 2.48	63.05 \pm 0.34	72.36 \pm 3.04	58.55 \pm 1.16
Few-shot (5)	Last Day	72.26 \pm 1.46	72.65 \pm 2.65	64.80 \pm 0.66	71.45 \pm 3.60	60.09 \pm 1.15
Few-shot (10)	Last Day	72.63 \pm 1.46	72.96 \pm 2.96	64.94 \pm 1.12	71.57 \pm 3.56	56.49 \pm 1.43
Few-shot (20)	Last Day	72.96 \pm 1.54	73.29 \pm 2.89	65.05 \pm 1.83	71.86 \pm 3.12	56.31 \pm 1.23

text, showing a 2.83% improvement over the baseline configuration.

The evaluation results across all of the emotional and behavioral states are presented in the Appendix C, demonstrating the generalizability of CALLM to other emotion and behavioral factors of cancer survivors. As shown in Figure 10, the model achieves balanced accuracies ranging from 58.8% to 73.2% and ROC-AUC scores from 66.4% to 79.5% across different states, consistently outperforming the majority guessing baseline (50%). Beyond the core constructs reported above, the model shows robust performance in detecting specific emotional states such as cheerfulness (72.8%), pleasure (71.6%), and worry (71.1%). Even for more challenging states like fear (63.1%), loneliness (60.4%), and physical pain (58.8%), the model maintains above-chance performance, highlighting its broad applicability across diverse emotional and behavioral dimensions in cancer survivors.

4.3. Post-hoc Analysis

This study’s large sample and longitudinal design provide opportunities for additional analyses and simulations to further investigate model patterns and inform actionable digital mental health interventions. Details of meaningful findings are provided in the Appendix D. In short:

1) To examine how the model’s self-assessed confidence aligns with its actual performance, we performed a confidence analysis (see Section D.1). As confidence thresholds increased (defined by distance from 50% probability—where 50% indicates uncertainty and probability values closer to either 0 or 100% indicates increasingly higher confidence), prediction accuracy improved substantially across most states. See Figure 12. This suggests that LLM confidence scores could be used as a reliable filter for high-stakes decisions, potentially enabling a confidence-based triage system where high-confidence predictions are acted upon for more responsible assistance.

2) To examine whether diary length influences predictions (see Section D.2 in the Appendix), we analyzed entries containing 3–15 words.⁴ While we observed that longer entries often yielded higher accuracy—e.g., positive affect ($\rho = 0.874$, adjusted $p < 0.01$) and social interaction quality ($\rho = 0.762$, adjusted $p < 0.05$) both improved with text length—the absolute differences in accuracy scores were relatively small, underscoring the usefulness of even very brief diary entries.

3) To more intuitively verify whether diary history can predict future states, we tested the hypothesis

4. A power analysis indicated that at least 14.2% sample retention was required for robust inference at 99% confidence with a 3% margin of error. Longer texts would not maintain sufficient sample size.

that current-day diary entries might be predictive of the following day’s emotional measures. Next-day state prediction analysis demonstrated modest but consistent predictive power, with balanced accuracies between 54–56% across emotional states (see Section D.3 and Figure 12). Prediction accuracy improved with more diary entries available in the current day and showed better performance for morning predictions compared to later periods, suggesting that both richer information and closer temporal proximity can enhance predictive accuracy.

4) To evaluate the impact of further personalization on our model, we split the data into two sets: (1) diary entries from each participant’s first week of the study and (2) entries from the remaining four weeks. As a warm-up, we used the first-week diary entries along with corresponding ground truth self-reports of emotion (see Section D.4). Testing on the later weeks yielded statistically significant improvements in positive affect (1.53%, adjusted $p < 0.05$), negative affect (1.42%, adjusted $p < 0.05$), and social interaction quality (3.62%, adjusted $p < 0.01$). These results underscore the value of leveraging personal historical data for modeling and indicate potential for further personalization when individual self-reports are available. However, we note that the need for a one-week warm-up before intervention support may limit the clinical utility of this approach.

5. Discussion

5.1. Summary of Findings

Our findings demonstrate that CALLM successfully leverages both peer experiences and temporal diary context to analyze emotional states from brief diary entries, enabling mobile health applications to predict these states from the emotion drivers found in diary entries alone. As such, this approach minimizes user burden by harnessing the information in one brief diary response rather than having users repeatedly report on their current emotional and behavioral states across many distinct questionnaire items. By combining LLMs’ pre-trained knowledge, personal diary history, with RAG-based peer learning, CALLM delivers flexible, context-aware predictions—even from sparse data—consistently outperformed baselines with balanced accuracies of 72.96% for positive affect, 73.29% for negative affect, and 73.72% for emotion regulation desire.

CALLM provides key methodological insights for healthcare applications of language models. By integrating LLMs with contextual factors, it bridges the gap between general language understanding and cohort-specific nuances, enabling more accurate interpretation of brief, personal diary narratives. Its consistent performance across various emotional constructs attests to both its effectiveness and generalizability. Moreover, the retrieval augmentation is particularly valuable in privacy-sensitive healthcare settings, as it enables learning from an anonymized database of peer experiences.

Both our pre-hoc and post-hoc analyses demonstrate that context-aware language models can illuminate the complex, dynamic emotional experiences of cancer survivors through their open-ended diary entries. We uncovered nuanced patterns across leisure activities, social interactions, and health-related or administrative challenges, underscoring the need for context-aware understanding and adaptive support. Moreover, our analyses reveal four practical insights: (1) model confidence strongly predicts accuracy, supporting confidence-based decision thresholds; (2) longer diary entries generally enhance predictive performance, though short entries perform adequately for certain measures; (3) diaries provide modest yet consistent predictive value for next-day emotional states, emphasizing the importance of historical context; and (4) although not necessary for approximating affective and related behavioral states, incorporating individual self-reported ground truth enables more personalized predictions.

5.2. Clinical Implications

DMHIs can increase access to needed mental health care for cancer survivors by overcoming the significant barriers to care that they otherwise face (e.g., social stigma [Holland et al. \(2010\)](#), financial costs [Niazi et al. \(2020\)](#), time burdens [Bradbury et al. \(2019\)](#), and lack of available providers [Camm-Crosbie et al. \(2019\)](#)). Despite cancer survivors finding digital interventions acceptable [Corbett et al. \(2018\)](#), sustained engagement with digital interventions is a widespread problem [Fleming et al. \(2018\)](#). Factors that can impact user engagement relate to the timing of interventions, their dosage, and the burden placed on individuals to use them. Just-in-time adaptive intervention (JITAI) frameworks offer a way to improve intervention engagement and effectiveness by increasing the personal relevance of intervention tim-

ing, content, and dosage [Nahum-Shani et al. \(2018\)](#). However, researchers have yet to identify a convenient and low-burden method for identifying when to intervene and what intervention to provide to patients. This is in part due to a tension between gathering enough information from participants to accurately inform when to provide an intervention, and a logical desire to minimize burden by not requiring them to report on their emotions multiple times per day using the same questionnaire items. Minimizing user burden is critical to mitigate the risk of individuals losing interest and dropping out of an intervention altogether.

The CALLM framework proposed here represents an important step towards reducing user burden without significant loss of the personalized, contextual information that is needed to guide optimized intervention delivery decisions. For example, we show that brief emotion driver diary entries alone can, with approximately 70% accuracy, predict if a person is feeling more negative than usual, feeling more positive than usual, or desiring to change their emotions more than usual, with even higher accuracy when LLMs exhibit higher confidence. The ability to reasonably approximate these emotion factors in survivors through their brief diaries is a drastic improvement over the traditional method of asking individuals about each of these states in separate questionnaire items, to determine whether an intervention is warranted. CALLM’s potential to improve JITAI delivery systems while minimizing user input is an exciting path forward to better address the mental health needs of cancer survivors.

6. Conclusion and Future Work

This paper introduced CALLM, a context-aware framework for analyzing brief mobile diary entries from cancer survivors. Using only diary entries (averaging 6.83 words) collected via smartphones and validated with data from 407 cancer survivors, CALLM achieved state-of-the-art performance in predicting emotional states and uncovered valuable insights to inform more tailored and actionable DMHIs. These findings demonstrate CALLM’s potential to contribute to personalized and scalable emotional support for cancer survivors.

We envision this study as a first step of using mobile health data and LLMs to identify cancer survivors’ emotional and behavioral states and inform personalized DMHIs, with limitations to acknowledge

which open up future directions. It is worth noting that our study utilized GPT-4o-mini as the base LLM - while this demonstrates the potential of even smaller language models in healthcare applications, a comprehensive benchmark of different LLM architectures was not our focus and remains an open direction for future research.

While this study focuses on text analysis from emotion driver diary entries, future work could incorporate mobile “passive sensing” such as phone usage, communication logs, location data, and physiological signals to provide a more comprehensive understanding of behavioral and personal contexts [Harari and Gosling \(2023\)](#); [Wang et al. \(2023\)](#) alongside active sensing. Additionally, the diary entries were collected in a controlled research setting, which might slightly differ from real-world usage patterns in terms of engagement frequency and writing styles.

Towards more personalized emotion management solutions, such as just-in-time adaptive interventions [Wu et al. \(2024\)](#) and embodied conversational chatbot [Chiu et al. \(2024\)](#), the next step might be longer-term context studies to understand how LLM systems adapt to changing emotional patterns and life circumstances of cancer survivors. Future work should explore mechanisms for continuous learning and adaptation of the model to individual users over extended periods, particularly in handling evolving emotional needs during different phases of survivorship.

We envision this study as a feasibility test toward building LLM-empowered workflows/agents that incorporate memory of individual users’ context trajectories, sensor- and diary-based context understanding, retrieval-augmented external knowledge integration, and theory-informed workflow automation, leveraging LLM systems’ neural-symbolic and task execution potential [Xiong et al. \(2024\)](#); [Stade et al. \(2024\)](#). This could ultimately lead to more personalized and context-aware emotional management solutions for cancer survivors and potentially broader populations.

References

- Michael A Andrykowski, Emily Lykins, and Andrea Floyd. Psychological health in cancer survivors. In *Seminars in oncology nursing*, volume 24, pages 193–201. Elsevier, 2008.
- Niall Bolger, Angelina Davis, and Eshkol Rafaeli. Diary methods: Capturing life as it is lived. *Annual*

- review of psychology*, 54(1):579–616, 2003.
- Ryan L Boyd, Ashwini Ashokkumar, Sarah Seraj, and James W Pennebaker. The development and psychometric properties of liwc-22. *Austin, TX: University of Texas at Austin*, 10, 2022.
- Katherine Bradbury, Mary Steele, Teresa Corbett, Adam WA Geraghty, Adele Krusche, Elena Heber, Steph Easton, Tara Cheetham-Blake, Joanna Slodkowska-Barabasz, Andre Matthias Müller, et al. Developing a digital intervention for cancer survivors: an evidence-, theory-and person-based approach. *NPJ digital medicine*, 2(1):85, 2019.
- Louise Camm-Crosbie, Louise Bradley, Rebecca Shaw, Simon Baron-Cohen, and Sarah Cassidy. ‘people like me don’t get support’: Autistic adults’ experiences of support and treatment for mental health difficulties, self-injury and suicidality. *Autism*, 23(6):1431–1441, 2019.
- Zhiyu Chen, Yujie Lu, and William Yang Wang. Empowering psychotherapy with large language models: Cognitive distortion detection through diagnosis of thought prompting. *arXiv preprint arXiv:2310.07146*, 2023.
- Yu Ying Chiu, Ashish Sharma, Inna Wanyin Lin, and Tim Althoff. A computational framework for behavioral assessment of llm therapists. *arXiv preprint arXiv:2401.00820*, 2024.
- Teresa Corbett, Karpaul Singh, Liz Payne, Katherine Bradbury, Claire Foster, Eila Watson, Alison Richardson, Paul Little, and Lucy Yardley. Understanding acceptability of and engagement with web-based interventions aiming to improve quality of life in cancer survivors: a synthesis of current research. *Psycho-oncology*, 27(1):22–33, 2018.
- Jacob Devlin. Bert: Pre-training of deep bidirectional transformers for language understanding. *arXiv preprint arXiv:1810.04805*, 2018.
- Matthew J Ehrhardt, Kevin R Krull, Nickhill Bhakta, Qi Liu, Yutaka Yasui, Leslie L Robison, and Melissa M Hudson. Improving quality and quantity of life for childhood cancer survivors globally in the twenty-first century. *Nature Reviews Clinical Oncology*, 20(10):678–696, 2023.
- Johannes C Eichstaedt, Robert J Smith, Raina M Merchant, Lyle H Ungar, Patrick Crutchley, Daniel Preotiu-Pietro, David A Asch, and H Andrew Schwartz. Facebook language predicts depression in medical records. *Proceedings of the National Academy of Sciences*, 115(44):11203–11208, 2018.
- Jenny Firkins, Lissi Hansen, Martha Driessnack, and Nathan Dieckmann. Quality of life in “chronic” cancer survivors: a meta-analysis. *Journal of Cancer Survivorship*, 14:504–517, 2020.
- Theresa Fleming, Lynda Bavin, Mathijs Lucassen, Karolina Stasiak, Sarah Hopkins, and Sally Merry. Beyond the trial: systematic review of real-world uptake and engagement with digital self-help interventions for depression, low mood, or anxiety. *Journal of medical Internet research*, 20(6):e199, 2018.
- Burkhardt Funk, Shiri Sadeh-Sharvit, Ellen E Fitzsimmons-Craft, Mickey Todd Trockel, Grace E Monterubio, Neha J Goel, Katherine N Balantekin, Dawn M Eichen, Rachael E Flatt, Marie-Laure Firebaugh, et al. A framework for applying natural language processing in digital health interventions. *Journal of medical Internet research*, 22(2):e13855, 2020.
- Sharath Chandra Guntuku, Anneke Buffone, Kokil Jaidka, Johannes C Eichstaedt, and Lyle H Ungar. Understanding and measuring psychological stress using social media. In *Proceedings of the international AAAI conference on web and social media*, volume 13, pages 214–225, 2019.
- Gabriella M Harari and Samuel D Gosling. Understanding behaviours in context using mobile sensing. *Nature Reviews Psychology*, 2(12):767–779, 2023.
- ZS Harris. *Distributional structure*, 1954.
- Jimmie C Holland, Brian J Kelly, and Mark I Weinberger. Why psychosocial care is difficult to integrate into routine cancer care: stigma is the elephant in the room. *Journal of the National Comprehensive Cancer Network*, 8(4):362–366, 2010.
- Linda A Jacobs and Lawrence N Shulman. Follow-up care of cancer survivors: challenges and solutions. *The Lancet Oncology*, 18(1):e19–e29, 2017.
- Jiyoung Lee, Seungryong Kim, Sunok Kim, Jungin Park, and Kwanghoon Sohn. Context-aware emotion recognition networks. In *Proceedings of the*

- IEEE/CVF international conference on computer vision*, pages 10143–10152, 2019.
- Patrick Lewis, Ethan Perez, Aleksandra Piktus, Fabio Petroni, Vladimir Karpukhin, Naman Goyal, Heinrich Küttler, Mike Lewis, Wen-tau Yih, Tim Rocktäschel, et al. Retrieval-augmented generation for knowledge-intensive nlp tasks. *Advances in Neural Information Processing Systems*, 33:9459–9474, 2020.
- Steven Loria et al. textblob documentation. *Release 0.15*, 2(8):269, 2018.
- Zilin Ma, Yiyang Mei, and Zhaoyuan Su. Understanding the benefits and challenges of using large language model-based conversational agents for mental well-being support. In *AMIA Annual Symposium Proceedings*, volume 2023, page 1105, 2024.
- Deborah K Mayer, Shelly Fuld Nasso, and Jo Anne Earp. Defining cancer survivors, their needs, and perspectives on survivorship health care in the usa. *The Lancet Oncology*, 18(1):e11–e18, 2017.
- Kiki Metsäranta, Marjo Kurki, Maritta Valimäki, and Minna Anttila. How do adolescents use electronic diaries? a mixed-methods study among adolescents with depressive symptoms. *Journal of Medical Internet Research*, 21(2):e11711, 2019.
- David C Mohr, Mi Zhang, and Stephen M Schueller. Personal sensing: understanding mental health using ubiquitous sensors and machine learning. *Annual review of clinical psychology*, 13(1):23–47, 2017.
- Inbal Nahum-Shani, Shawna N Smith, Bonnie J Spring, Linda M Collins, Katie Witkiewitz, Ambuj Tewari, and Susan A Murphy. Just-in-time adaptive interventions (jitais) in mobile health: key components and design principles for ongoing health behavior support. *Annals of Behavioral Medicine*, pages 1–17, 2018.
- Shehzad Niazi, Emily Vargas, Aaron Spaulding, Elaine Gustetic, Nancy Ford, David Paly, Kelsey Tatum, Matthew M Clark, and Teresa Rummans. Barriers to accepting mental health care in cancer patients with depression. *Social Work in Health Care*, 59(6):351–364, 2020.
- Alicia L. Nobles, Jeffrey J. Glenn, Kamran Kowsari, Bethany A. Teachman, and Laura E. Barnes. Identification of imminent suicide risk among young adults using text messages. In *Proceedings of the 2018 CHI Conference on Human Factors in Computing Systems*, CHI '18, page 1–11, New York, NY, USA, 2018. Association for Computing Machinery. ISBN 9781450356206. doi: 10.1145/3173574.3173987. URL <https://doi.org/10.1145/3173574.3173987>.
- Zizi Papacharissi. *A networked self: Identity, community, and culture on social network sites*. Routledge, 2010.
- Crystal L Park, Laura D Kubzansky, Sandra M Chafouleas, Richard J Davidson, Dacher Keltner, Parisa Parsafar, Yeates Conwell, Michelle Y Martin, Janel Hanmer, and Kuan Hong Wang. Emotional well-being: What it is and why it matters. *Affective Science*, 4(1):10–20, 2023.
- Norbert Pflieger. Context based multimodal fusion. In *Proceedings of the 6th international Conference on Multimodal interfaces*, pages 265–272, 2004.
- Soujanya Poria, Navonil Majumder, Rada Mihalcea, and Eduard Hovy. Emotion recognition in conversation: Research challenges, datasets, and recent advances. *IEEE access*, 7:100943–100953, 2019.
- Narelle Powers, Judith Gullifer, and Rhonda Shaw. When the treatment stops: A qualitative study of life post breast cancer treatment. *Journal of Health Psychology*, 21(7):1371–1382, 2016.
- N Reimers. Sentence-bert: Sentence embeddings using siamese bert-networks. *arXiv preprint arXiv:1908.10084*, 2019.
- Misha Sadeghi, Bernhard Egger, Reza Agahi, Robert Richer, Klara Capito, Lydia Helene Rupp, Lena Schindler-Gmelch, Matthias Berking, and Björn M Eskofier. Exploring the capabilities of a language model-only approach for depression detection in text data. In *2023 IEEE EMBS International Conference on Biomedical and Health Informatics (BHI)*, pages 1–5. IEEE, 2023.
- John M Salsman, Laurie E McLouth, Janet A Tooze, Denisha Little-Greene, Michael Cohn, Mia Sorokin Kehoe, and Judith T Moskowitz. An ehealth,

- positive emotion skills intervention for enhancing psychological well-being in young adult cancer survivors: results from a multi-site, pilot feasibility trial. *International Journal of Behavioral Medicine*, 30(5):639–650, 2023.
- Gerard Salton and Christopher Buckley. Term-weighting approaches in automatic text retrieval. *Information processing & management*, 24(5):513–523, 1988.
- Elizabeth M Seabrook, Margaret L Kern, Ben D Fulcher, and Nikki S Rickard. Predicting depression from language-based emotion dynamics: longitudinal analysis of facebook and twitter status updates. *Journal of medical Internet research*, 20(5):e168, 2018.
- Ashish Sharma, Inna W Lin, Adam S Miner, David C Atkins, and Tim Althoff. Human-ai collaboration enables more empathic conversations in text-based peer-to-peer mental health support. *Nature Machine Intelligence*, 5(1):46–57, 2023a.
- Ashish Sharma, Kevin Rushton, Inna Wanyin Lin, David Wadden, Khendra G Lucas, Adam S Miner, Theresa Nguyen, and Tim Althoff. Cognitive reframing of negative thoughts through human-language model interaction. *arXiv preprint arXiv:2305.02466*, 2023b.
- Elizabeth C Stade, Shannon Wiltsey Stirman, Lyle H Ungar, Cody L Boland, H Andrew Schwartz, David B Yaden, João Sedoc, Robert J DeRubeis, Robb Willer, and Johannes C Eichstaedt. Large language models could change the future of behavioral healthcare: a proposal for responsible development and evaluation. *NPJ Mental Health Research*, 3(1):12, 2024.
- Arthur A Stone, Cheng K Fred Wen, Stefan Schneider, and Doerte U Junghaenel. Evaluating the effect of daily diary instructional phrases on respondents’ recall time frames: survey experiment. *Journal of Medical Internet Research*, 22(2):e16105, 2020.
- Marcin Straczekiewicz, Peter James, and Jukka-Pekka Onnela. A systematic review of smartphone-based human activity recognition methods for health research. *NPJ Digital Medicine*, 4(1):148, 2021.
- Daniela Teodorescu, Tiffany Cheng, Alona Fyshe, and Saif M Mohammad. Language and mental health: Measures of emotion dynamics from text as linguistic biosocial markers. *arXiv preprint arXiv:2310.17369*, 2023.
- Elsbeth Turcan and Kathleen McKeown. Dreddit: A reddit dataset for stress analysis in social media. *arXiv preprint arXiv:1911.00133*, 2019.
- Krishnapriya Vishnubhotla, Daniela Teodorescu, Mallory J Feldman, Kristen A Lindquist, and Saif M Mohammad. Emotion granularity from text: An aggregate-level indicator of mental health. *arXiv preprint arXiv:2403.02281*, 2024.
- Jin Wang, Liang-Chih Yu, K Robert Lai, and Xuejie Zhang. Dimensional sentiment analysis using a regional cnn-lstm model. In *Proceedings of the 54th annual meeting of the association for computational linguistics (volume 2: Short papers)*, pages 225–230, 2016.
- Zhiyuan Wang, Maria A Larrazabal, Mark Rucker, Emma R Toner, Katharine E Daniel, Shashwat Kumar, Mehdi Boukhechba, Bethany A Teachman, and Laura E Barnes. Detecting social contexts from mobile sensing indicators in virtual interactions with socially anxious individuals. *Proceedings of the ACM on interactive, mobile, wearable and ubiquitous technologies*, 7(3):1–26, 2023.
- Zhiyuan Wang, Varun Reddy, Karen Ingersoll, Tabor Flickinger, and Laura E Barnes. Rapport matters: Enhancing hiv mhealth communication through linguistic analysis and large language models. In *Extended Abstracts of the CHI Conference on Human Factors in Computing Systems*, pages 1–8, 2024a.
- Zhiyuan Wang, Fangxu Yuan, Virginia LeBaron, Tabor Flickinger, and Laura E Barnes. Pallm: Evaluating and enhancing palliative care conversations with large language models. *ACM Transactions on Computing for Healthcare*, 2024b.
- Ruolan Wu, Chun Yu, Xiaole Pan, Yujia Liu, Ningning Zhang, Yue Fu, Yuhan Wang, Zhi Zheng, Li Chen, Qiaolei Jiang, et al. Mindshift: Leveraging large language models for mental-states-based problematic smartphone use intervention. In *Proceedings of the CHI Conference on Human Factors in Computing Systems*, pages 1–24, 2024.
- Haoyi Xiong, Zhiyuan Wang, Xuhong Li, Jiang Bian, Zeke Xie, Shahid Mumtaz, Anwer Al-Dulaimi, and

- Laura E Barnes. Converging paradigms: The synergy of symbolic and connectionist ai in llm-empowered autonomous agents. *arXiv preprint arXiv:2407.08516*, 2024.
- Xuhai Xu, Bingsheng Yao, Yuanzhe Dong, Saadia Gabriel, Hong Yu, James Hendler, Marzyeh Ghassemi, Anind K Dey, and Dakuo Wang. Mental-llm: Leveraging large language models for mental health prediction via online text data. *Proceedings of the ACM on Interactive, Mobile, Wearable and Ubiquitous Technologies*, 8(1):1–32, 2024.
- Kailai Yang, Shaoxiong Ji, Tianlin Zhang, Qianqian Xie, Ziyang Kuang, and Sophia Ananiadou. Towards interpretable mental health analysis with large language models. *arXiv preprint arXiv:2304.03347*, 2023.
- Xi Yang, Aokun Chen, Nima PourNejatian, Hoo Chang Shin, Kaleb E Smith, Christopher Parisien, Colin Compas, Cheryl Martin, Anthony B Costa, Mona G Flores, et al. A large language model for electronic health records. *NPJ digital medicine*, 5(1):194, 2022.
- Zhilin Yang. Xlnet: Generalized autoregressive pretraining for language understanding. *arXiv preprint arXiv:1906.08237*, 2019.
- Tsungcheng Yao, Ernest Foo, and Sebastian Binnewies. Personalised abusive language detection using llms and retrieval-augmented generation. In *Proceedings of the 7th International Conference on Natural Language and Speech Processing (ICNLSP 2024)*, pages 92–98, 2024.
- James Zabora, Karlynn BrintzenhofeSzoc, Barbara Curbow, Craig Hooker, and Steven Piantadosi. The prevalence of psychological distress by cancer site. *Psycho-oncology: journal of the psychological, social and behavioral dimensions of Cancer*, 10(1): 19–28, 2001.
- Brad J Zebrack. Cancer survivor identity and quality of life. *Cancer practice*, 8(5):238–242, 2000.
- Zhihong Zeng, Yuxiao Hu, Yun Fu, Thomas S Huang, Glenn I Roisman, and Zhen Wen. Audio-visual emotion recognition in adult attachment interview. In *Proceedings of the 8th international conference on Multimodal interfaces*, pages 139–145, 2006.
- Penghao Zhao, Hailin Zhang, Qinhan Yu, Zhengren Wang, Yunteng Geng, Fangcheng Fu, Ling Yang, Wentao Zhang, and Bin Cui. Retrieval-augmented generation for ai-generated content: A survey. *arXiv preprint arXiv:2402.19473*, 2024.

Appendix A. Diary Text Analysis

A.1. Reported Scores vs. Topic

To analyze how different contexts relate to emotional and behavioral measures, we categorized diary entries into topic groups through keyword matching. The groups include: administrative, cancer & health, family events, home activities, leisure, outdoor activity, pet activities, routine, sleep & rest, social/holiday, transportation, work & study, and other. Each entry could be assigned to multiple groups based on its content (e.g., “walked dog in park” would be categorized under both “outdoor activity” and “pet activities”).

Analysis of emotional and behavioral measures across different emotion driver categories reveals distinct patterns in how various activities and contexts relate to cancer survivors’ emotional experiences (Figure 12). For positive affect (Figure 12a), outdoor activities (median=23), leisure pursuits (median=22), and social/holiday events (median=21) demonstrate notably higher scores compared to administrative tasks (median=16) or cancer/health-related activities (median=15). Negative affect distributions (Figure 12b) show an inverse pattern, with administrative and cancer/health-related categories exhibiting higher median scores (median=11 and 9 respectively) and greater variability, particularly evident in the numerous outliers. Work and study activities also demonstrate elevated negative affect levels (median=8), highlighting the emotional challenges cancer survivors face in managing daily responsibilities. Emotion regulation desire (Figure 12c) peaks during administrative tasks (median=4) and cancer/health-related activities (median=5), while being notably lower during leisure, outdoor activities, and daily routine stuff (median=0). Social interaction quality (Figure 12d) shows highest ratings during family events (median=8) and social activities (median=7), with relatively consistent quality across most other categories except administrative tasks, which show lower ratings (median=5) and higher variability. This underscores the importance of maintaining social connections across different activity contexts. Regarding intervention availability

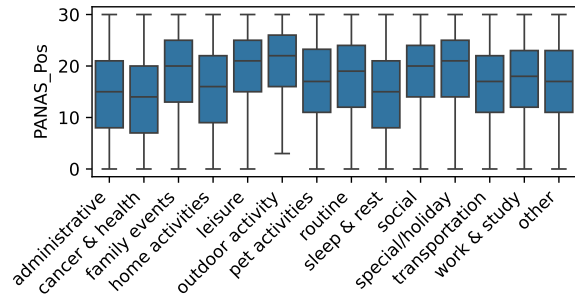
(Figure 5), home activities show the highest availability (69.9%), while work and study contexts demonstrate the lowest (45.2%).

A.2. Reported Scores vs. Sentiment Direction

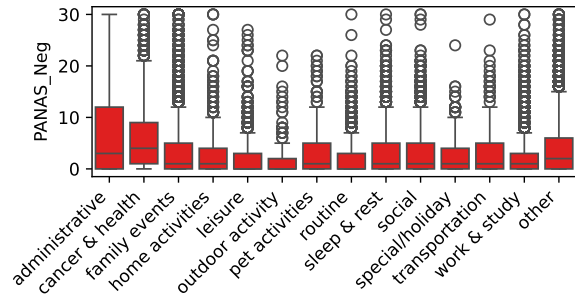
We performed sentiment analysis on diary entries using TextBlob toolkit Loria et al. (2018), resulting in continuous sentiment scores ranging from -1.0 to 1.0. Entries were categorized as negative (score < 0, 14.7%), neutral (score = 0, 66.8%), or positive (score > 0, 25.2%). Analysis across these sentiment categories reveals significant differences in emotional and behavioral measures (Figure 6). Positive affect scores were highest in positive sentiment entries (median=21), followed by neutral (median=18) and negative (median=13) entries (Figure 6a). Conversely, negative affect showed an opposite trend, with highest scores in negative sentiment entries (median=4) compared to neutral (median=2) and positive (median=1) entries (Figure 6b). Emotion regulation desire and social interaction quality also varied significantly across sentiment categories. Entries with negative sentiment showed higher emotion regulation desire (median=3) compared to neutral (median=1) and positive (median=0) entries (Figure 6c). Social interaction quality was highest in positive sentiment entries (median=8) and lowest in negative sentiment entries (median=5) (Figure 6d). All paired comparisons showed statistical significance (Mann-Whitney U tests, $p < 0.001$). The proportion of emotion regulation attempts and intervention availability also differed significantly across sentiment categories (Chi-square tests, $p < 0.001$), with more regulation attempts but also unsuccessful attempts observed in negative sentiment entries (Figure 7a). Intervention availability showed significantly lower availability rates in neutral sentiment entries (56.8%) compared to negative (61.6%) and positive (60.8%) entries (Chi-square tests, $p < 0.001$; Figure 7b).

A.3. Word Cloud

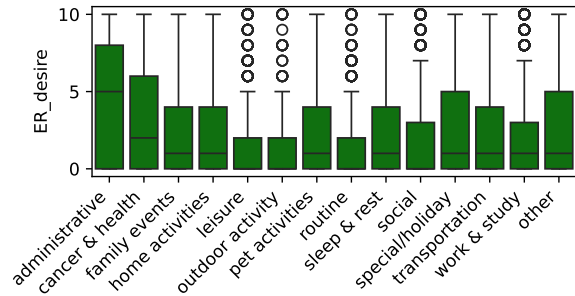
We generated word clouds to visualize frequently occurring terms in diary entries with high emotional intensity (defined as above individual mean plus one standard deviation for both positive and negative affect). Common English stop words (e.g., “the”, “is”, “at”) and emotion-specific terms (e.g., “feel”) were removed to focus on content-bearing words.



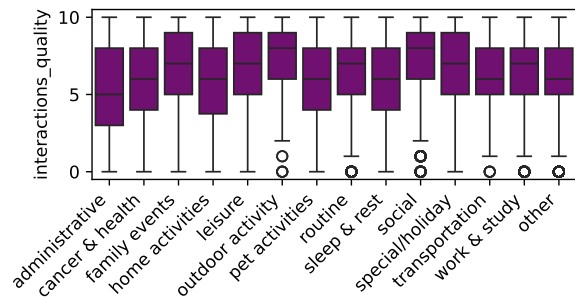
(a) Positive Affect (0-30)



(b) Negative Affect (0-30)



(c) Emotion Regulation Desire (0-10)



(d) Social Interaction Quality (0-10)

Figure 4: Emotional and Behavioral Measures Across Different Emotion Driver Categories.

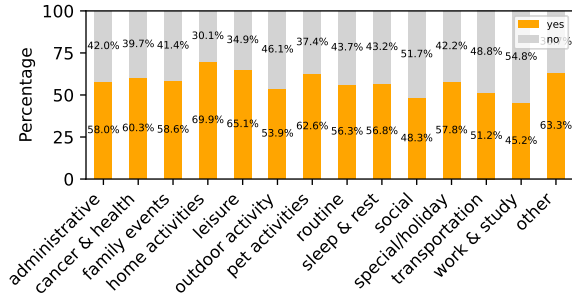


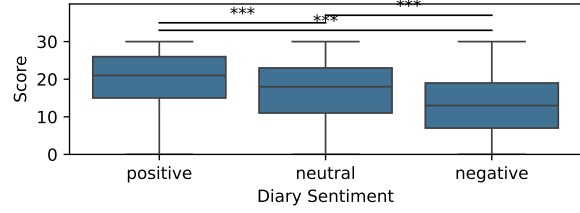
Figure 5: Intervention Availability (Yes or No)

Analysis of the word clouds (Figure 8) reveals distinct vocabulary patterns between positive and negative affect contexts. In positive affect entries (Figure 8a), daily activities and social connections dominate the discourse: **work**, **day**, and **time** appear as central terms, while social terms like **family**, **daughter**, and **friend** feature prominently. Activity-related words such as **dinner**, **vacation**, and **walking** suggest the importance of both routine and recreational activities in positive experiences. The negative affect word cloud (Figure 8b) presents a markedly different emotional landscape. Health-related terms are most prominent, with **cancer** appearing as one of the largest words, accompanied by terms like **pain**, **tired**, and **health**. Relationship terms also feature differently here - while **family** remains present, **husband** appears with notable prominence. The presence of terms like **worried**, **anxiety**, and **stress** directly reflects emotional challenges, while words related to medical experiences (**hospital**, **treatment**, **doctor**) indicate the ongoing impact of health concerns on daily life.

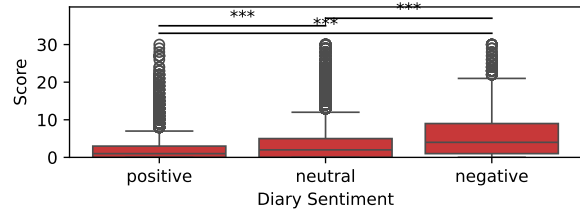
Appendix B. Prompt Design

Our prompt design consists of five key components, as shown in Figure 9, which extends the simplified demonstration in Figure 3 with comprehensive prompt language details:

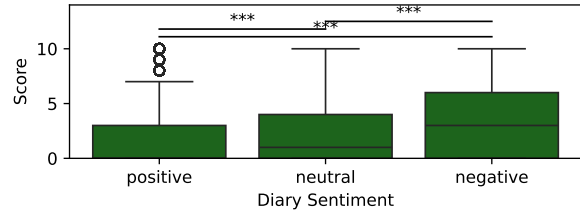
- **Introduction:** Provides essential context about the cancer survivor being analyzed:
 - Trait information extracted from participant profiles (e.g., age, gender, cancer type and stage)
 - Data collection context (mobile EMA-based diary entries)



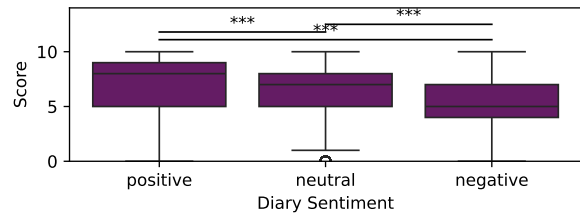
(a) Positive Affect (0-30)



(b) Negative Affect (0-30)

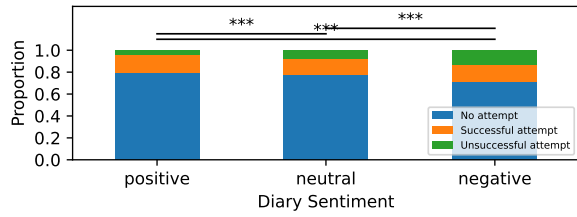


(c) Emotion Regulation Desire (0-10)

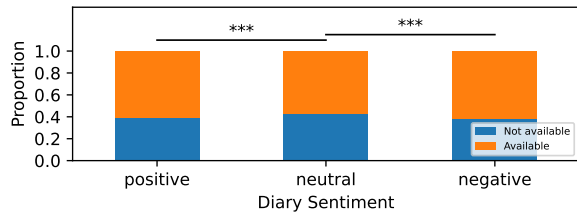


(d) Social Interaction Quality (0-10)

Figure 6: Distribution of Emotional and Behavioral Measures Across Sentiment Categories (Mann-Whitney U tests were performed for paired comparisons between sentiment categories. Significance levels are indicated by asterisks: *** indicates Benjamini-Hochberg adjusted $p < 0.001$.)



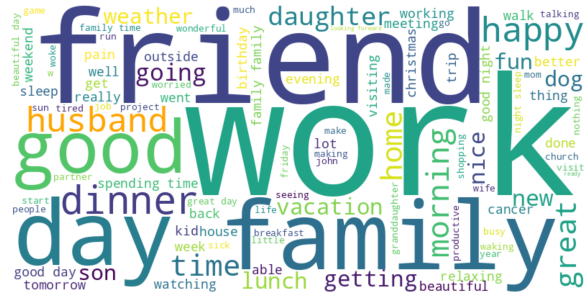
(a) Emotion Regulation Attempt (No Attempt, Successful Attempt, Unsuccessful Attempt)



(b) Interaction Availability

Figure 7: Distribution of Emotion Regulation Attempts and Intervention Availability Across Sentiment Categories. Chi-square tests were performed for paired comparisons between sentiment categories. Significance levels are indicated by asterisks: *** indicates Benjamini-Hochberg adjusted $p < 0.001$.

- Current diary entry timestamp and content
- **Metrics Description:** Defines the target metrics to predict:
 - PANAS scores for positive and negative affect (0-30 scale)
 - Emotion regulation desire score (0-10 scale) and its binary indicator derived from individual mean comparison
 - Intervention availability (binary)
 - Binary states for specific emotions and behaviors derived from individual mean comparisons (binary)
- **[Optional] Personal Trajectory:** Includes historical diary entries from the previous day up to the current moment:
 - Retrieves timestamps and contents of recent diary entries within the time range identified (e.g., since last or current day before the current diary)



(a) Positive Affect.



(b) Negative Affect.

Figure 8: Word clouds with high (above individual mean) affective scores reported.

- Ordered chronologically to show temporal progression
- **[Optional] Similar Peer Diaries:** Presents comparable cases retrieved through RAG:
 - Top-K semantically similar diary entries selected using FAISS vector similarity search, serving as few-shot learning examples
 - Each case includes the complete diary text and all associated ground truth
- **Structure Restriction:** Enforces strict JSON formatting for predictions:
 - Requires probability scores in $[0.0, 1.0]$ range for all binary states, with 0.5 specified as uncertain.
 - Mandates `¡PREDICTIONS¡` tags to ensure reliable parsing and post-processing

This structured prompt design ensures consistent input format while providing comprehensive context for emotional state prediction. The modular design

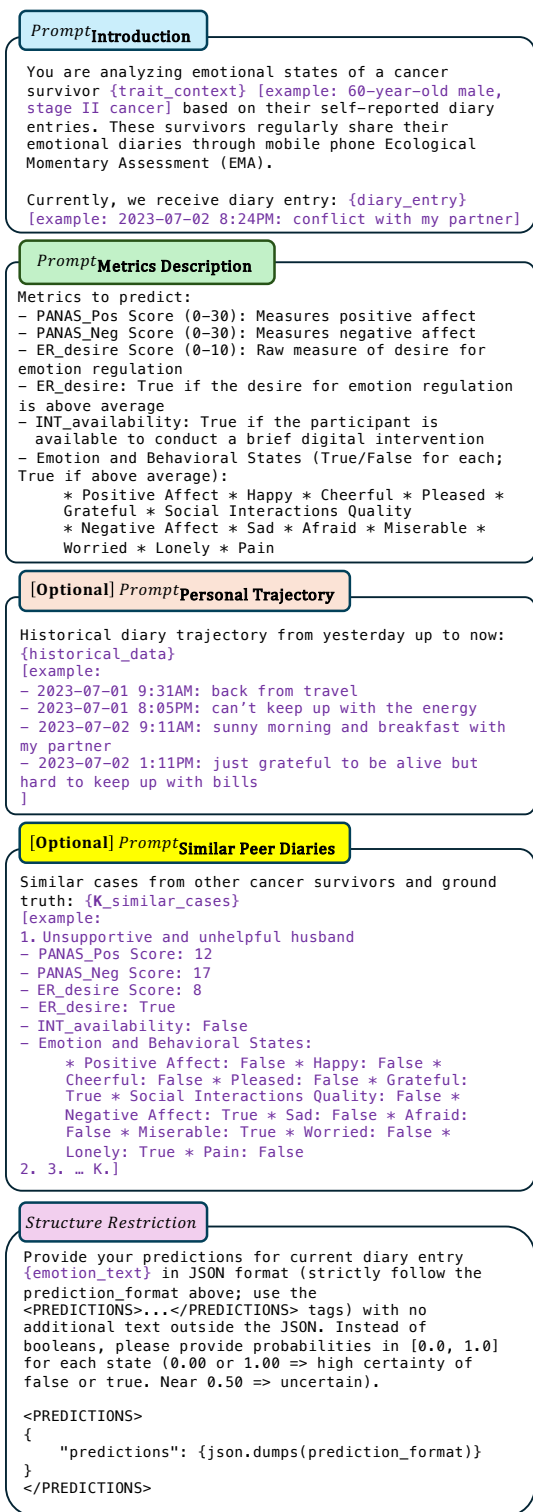


Figure 9: Detailed prompt design and structure.

allows for flexible configuration of optional components based on data availability and specific prediction needs.

Appendix C. Model Performance

The model demonstrates strong predictive performance across different emotional and behavioral states, with balanced accuracies ranging from 58.8% to 73.2% and ROC-AUC scores from 66.4% to 79.5%, compared to the random guessing baseline (50%) of these two metrics (both metrics are weighted to account for class imbalance in these binary classification tasks). Notably, the model performs particularly well in predicting core emotional constructs: emotion regulation desire (73.2%), negative affect (73.1%), and positive affect (72.9%). The model also shows strong performance in detecting specific emotional states such as cheerfulness (72.8%), pleasure (71.6%), and happiness (71.5%).

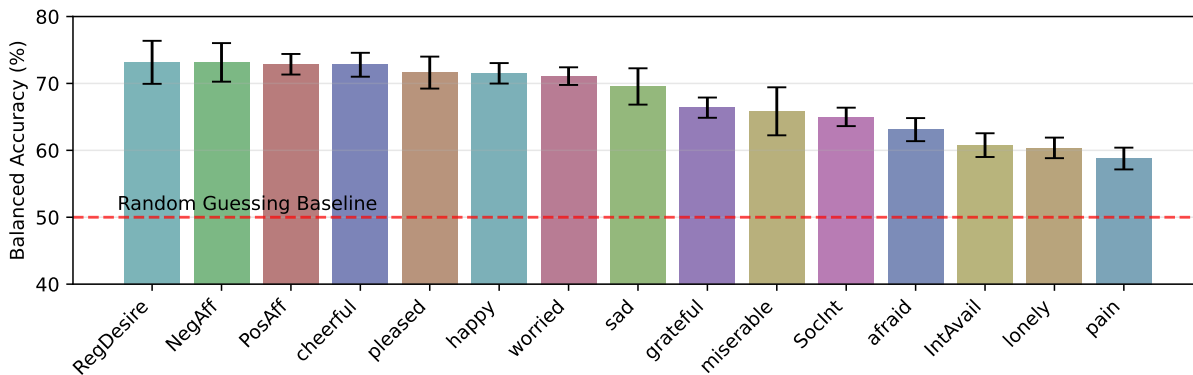
For negative emotional states, the model achieves good accuracy in predicting worry (71.1%) and sadness (69.5%), while showing moderate performance for states like fear (63.1%) and loneliness (60.4%). Social interaction quality prediction reaches 65.0% accuracy, and intervention availability achieves 60.8%. Physical state prediction (pain) shows the lowest performance at 58.8%, possibly due to its more complex and subjective nature.

ROC-AUC scores further validate these findings, with positive affect achieving the highest score (79.5%), followed by cheerfulness (78.8%), and both negative affect and emotion regulation desire at 77.8%. These metrics suggest the model's strong discriminative ability, particularly for core affective states. The relatively lower ROC-AUC scores for intervention availability (67.5%) and pain (66.4%) align with their balanced accuracy results, indicating consistent patterns in prediction challenges across different evaluation metrics.

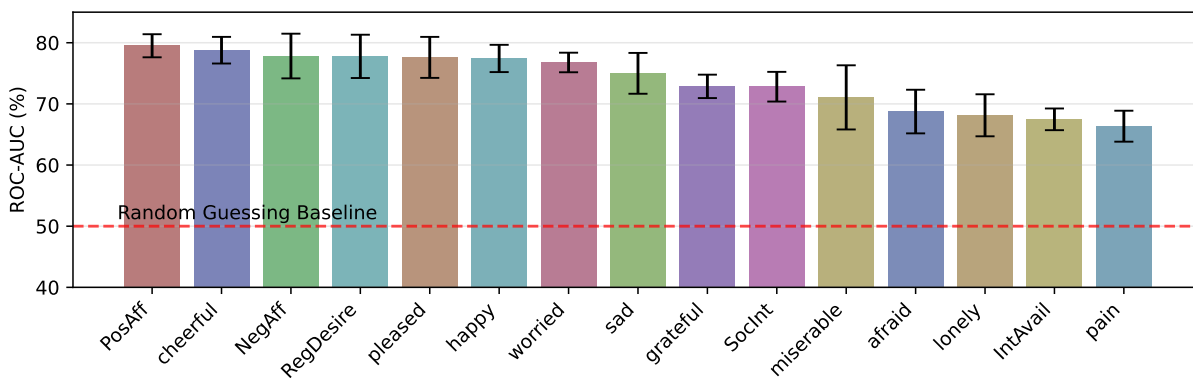
Appendix D. Post-hoc Analysis

D.1. Model Confidence vs. Predictive Performance

To understand the relationship between LLMs' confidence (probability of state predicted by LLMs) and prediction accuracy, we conducted a post-hoc analysis by varying confidence thresholds (defined as `|probability - 50%`); for example, 10% threshold



(a) Balanced Accuracy.



(b) ROC-AUC.

Figure 10: Model performance across different emotional and behavioral states. The red dashed line indicates naive majority baseline 50%.

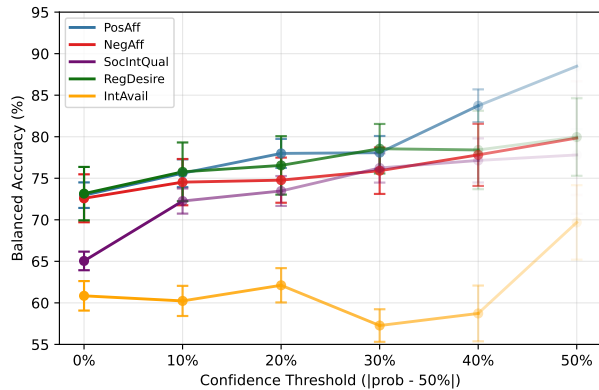


Figure 11: Balanced Accuracy performance for predicted states at different LLM confidence thresholds ($|\text{probability} - 50\%|$; ranging from 0 to 50%, higher confidence thresholds yield better accuracy but fewer samples). Transparency indicates sample retention rate; error bars show across-group standard deviations.

filtering subset samples with probability $>60\%$ or $<40\%$ where LLMs yield higher confidence. As shown in Figure 12, except for intervention availability which shows fluctuating performance, all other states demonstrate improved prediction accuracy as the confidence threshold increases, with positive affect showing the most pronounced improvement (from 73% to 88%). This trend suggests that the model’s probability estimates effectively indicate prediction reliability. However, this gain in accuracy comes at the cost of reduced sample coverage, as indicated by the decreasing opacity of the curves. At the highest confidence threshold (50%), the model achieves peak accuracy, though the analysis retains only a small fraction of the original samples.

D.2. Diary Length vs. Prediction Performance

To examine whether length of diary entry influences predictions, we analyzed the relationship between text length and prediction accuracy for entries containing 3–15 words⁵. We performed Spearman rank correlations between word count thresholds and bal-

5. The upper threshold of 15 words was determined through power analysis comparing subsamples with the full dataset, which indicated that a minimum of 14.2% sample retention was required for reliable statistical inference at 99% confidence level with 3% margin of error when comparing different text groups. Longer texts, while potentially

anced accuracy scores for each outcome variable, with Benjamini-Hochberg procedure implemented to adjust p values.

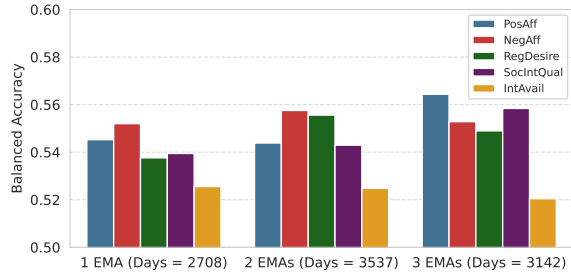
This analysis revealed significant correlations for several key variables: positive affect showed a strong positive correlation ($\rho = 0.874$, adjusted $p < 0.01$), indicating substantially improved prediction accuracy with increasing text length. Social interaction quality demonstrated a similar positive trend ($\rho = 0.762$, adjusted $p < 0.05$), while emotion regulation desire showed a moderate positive correlation that approached significance ($\rho = 0.622$, adjusted $p = 0.092$). Interestingly, intervention availability exhibited a strong negative correlation ($\rho = -0.996$, adjusted $p < 0.001$), suggesting that shorter texts may be more reliable for this particular prediction. Negative affect showed no significant relationship with text length ($\rho = -0.276$, adjusted $p = 0.472$). Several other emotional states showed significant correlations [e.g., sad ($\rho = 0.975$, adjusted $p < 0.001$) and pain ($\rho = 0.979$, adjusted $p < 0.001$)]. Among the 15 variables analyzed, 9 showed significant correlations (adjusted $p < 0.05$), while 6 remained non-significant. These findings suggest that text length requirements may vary across different constructs, with some predictions benefiting more from extended responses than others.

D.3. Next-Day State Prediction

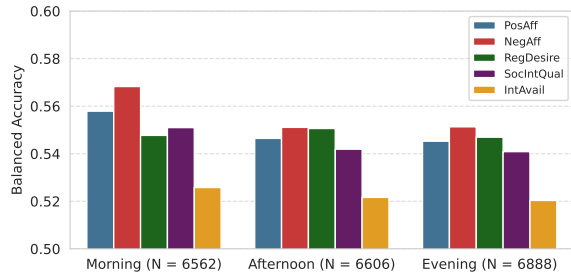
To further explore whether emotional trajectories are predictive of future states, we tested the hypothesis that current-day diary entries could be associated with next-day states. We conducted this analysis using paired consecutive days where both days contained at least one EMA entry. For each such pair, the model used the current day’s diaries to predict all three potential EMA time points (morning, afternoon, and evening) for the following day. Since participants did not consistently complete all three daily EMAs, we evaluated predictions only against available ground truth data, discarding predictions for time points where actual EMA responses were missing.

The analysis showed that current-day entries demonstrated modest but consistent predictive power for next-day emotional states, with balanced accuracies generally ranging between 54-56% across most constructs, significantly above chance level

informative, would not maintain sufficient sample size for statistically robust and representative conclusions.



(a) By EMA Count Based on in the Current Day



(b) By Daily Time Period in the Next Day Predicted

Figure 12: Next-Day State Prediction Performance Across Different Sample Groups.

(50% balanced accuracy; Wilcoxon signed-rank test, Benjamini-Hochberg adjusted $p < 0.001$ for all constructs). We observed slight improvements in prediction accuracy with increased number of EMAs completed in the current day, and predictions for morning states tended to be marginally more accurate than those for later periods. These results verify the value of incorporating temporal diary history in emotion tracking systems while acknowledging the inherent challenges in forecasting next-day emotional states.

D.4. Personalization via Individual Ground Truth

While our framework retrieves peers’ ground truth versus the tested individuals’ to demonstrate the generalizability of the method to new users, we explored further personalization by incorporating individual-level ground truth data through the RAG mechanism. We simulated a practical deployment scenario where the system collects one week of user self-reports as warm-start data before operating independently. Using each participant’s first week of diary entries and

their validated emotional states, the model then predicted emotions for subsequent weeks by retrieving from both peer experiences and the participant’s own history.

This personalized approach yielded improvements across most metrics compared to the non-personalized baseline with the same entry sample. Specifically, we observed statistically significant improvements in positive affect ($74.25\% \pm 1.98$, 1.53% improvement, adjusted $p < 0.05$), negative affect ($74.33\% \pm 2.85$, 1.42% improvement, adjusted $p < 0.05$), and social interaction quality ($68.50\% \pm 1.14$, 3.62% improvement, adjusted $p < 0.01$). Smaller, non-significant changes were observed in emotion regulation desire ($72.51\% \pm 3.10$, 0.72% improvement, adjusted $p > 0.05$) and intervention availability ($59.43\% \pm 1.25$, 0.64% decrease, adjusted $p > 0.05$). Statistical significance was assessed using paired, non-parametric Wilcoxon signed-rank tests with Benjamini-Hochberg P-value adjustment. These results demonstrate that incorporating individual-level ground truth data, where available, through RAG can significantly enhance prediction accuracy for key emotional states while maintaining consistent performance on behavioral measures.