

# MaskAttn-UNet: A Mask Attention-Driven Framework for Universal Low-Resolution Image Segmentation

Anzhe Cheng<sup>1</sup>, Chenzhong Yin<sup>1</sup>, Yu Chang<sup>2</sup>, Heng Ping<sup>1</sup>, Shixuan Li<sup>1</sup>, Shahin Nazarian<sup>1</sup>, Paul Bogdan<sup>1</sup>

<sup>1</sup>University of Southern California

<sup>2</sup>The University of British Columbia

## Abstract

*Low-resolution image segmentation is crucial in real-world applications such as robotics, augmented reality, and large-scale scene understanding, where high-resolution data is often unavailable due to computational constraints. To address this challenge, we propose **MaskAttn-UNet**, a novel segmentation framework that enhances the traditional U-Net architecture via a mask attention mechanism. Our model selectively emphasizes important regions while suppressing irrelevant backgrounds, thereby improving segmentation accuracy in cluttered and complex scenes. Unlike conventional U-Net variants, MaskAttn-UNet effectively balances local feature extraction with broader contextual awareness, making it particularly well-suited for low-resolution inputs. We evaluate our approach on three benchmark datasets with input images rescaled to  $128 \times 128$  and demonstrate competitive performance across semantic, instance, and panoptic segmentation tasks. Our results show that MaskAttn-UNet achieves accuracy comparable to state-of-the-art methods at significantly lower computational cost than transformer-based models, making it an efficient and scalable solution for low-resolution segmentation in resource-constrained scenarios.*

## 1. Introduction

Accurate multi-class segmentation in complex scenes is crucial for applications such as autonomous driving, robotics, and augmented reality [3, 41, 67]. In autonomous vehicles, for example, precise pixel-wise labeling of vehicles and pedestrians is essential for safe navigation [9, 13], while in industrial robotics, detailed segmentation of tools and obstacles enables reliable manipulation and effective obstacle avoidance [31, 60]. However, many practical vision systems — from low-cost surveillance cameras to unmanned aerial vehicles (UAVs) and mobile robots — operate on low-resolution imagery due to sensor constraints

and hardware limitations [1, 30, 63]. This reduction in image detail poses a significant challenge for segmentation algorithms [8, 23, 36, 41], which must still accurately distinguish multiple object classes. Consequently, there is a pressing need for segmentation methods that remain robust and precise under such constrained conditions.

Encoder-decoder architectures like U-Net [52] have proven effective at extracting local features and fine details through their multi-scale architecture. Nevertheless, they often struggle to capture long-range dependencies when multiple objects or classes coexist in a single image [15, 68], leading to ambiguities in complex scenes [51, 58]. Conversely, transformer-based vision models incorporate global context through self-attention mechanisms, enabling them to model long-range relationships between pixels or regions [55, 66]. This global representation comes at the cost of substantial memory and computation overhead due to the quadratic complexity of self-attention, which can render such models impractical for embedded or real-time systems [14, 22]. Additionally, because vision transformers lack the inherent inductive biases of CNNs (especially the locality bias), fully attention-driven models may overlook the fine-grained details needed to distinguish small or overlapping objects [6, 50, 65]. These limitations highlight the need for a segmentation approach that balances local feature precision, global context capture, and computational efficiency.

In this paper, we introduce **MaskAttn-UNet**, an innovative extension of the U-Net framework that integrates a novel mask attention module to address the above challenges. The MaskAttn-UNet architecture preserves U-Net’s strength in capturing fine local details via its skip connections, while the mask attention module selectively emphasizes salient regions in feature maps to inject broader contextual information. By focusing attention on relevant regions (instead of attending globally to all pixels), our approach can capture long-range dependencies more efficiently and mitigate the memory burden typically associated with transformers. We specifically design the network for low-resolution in-

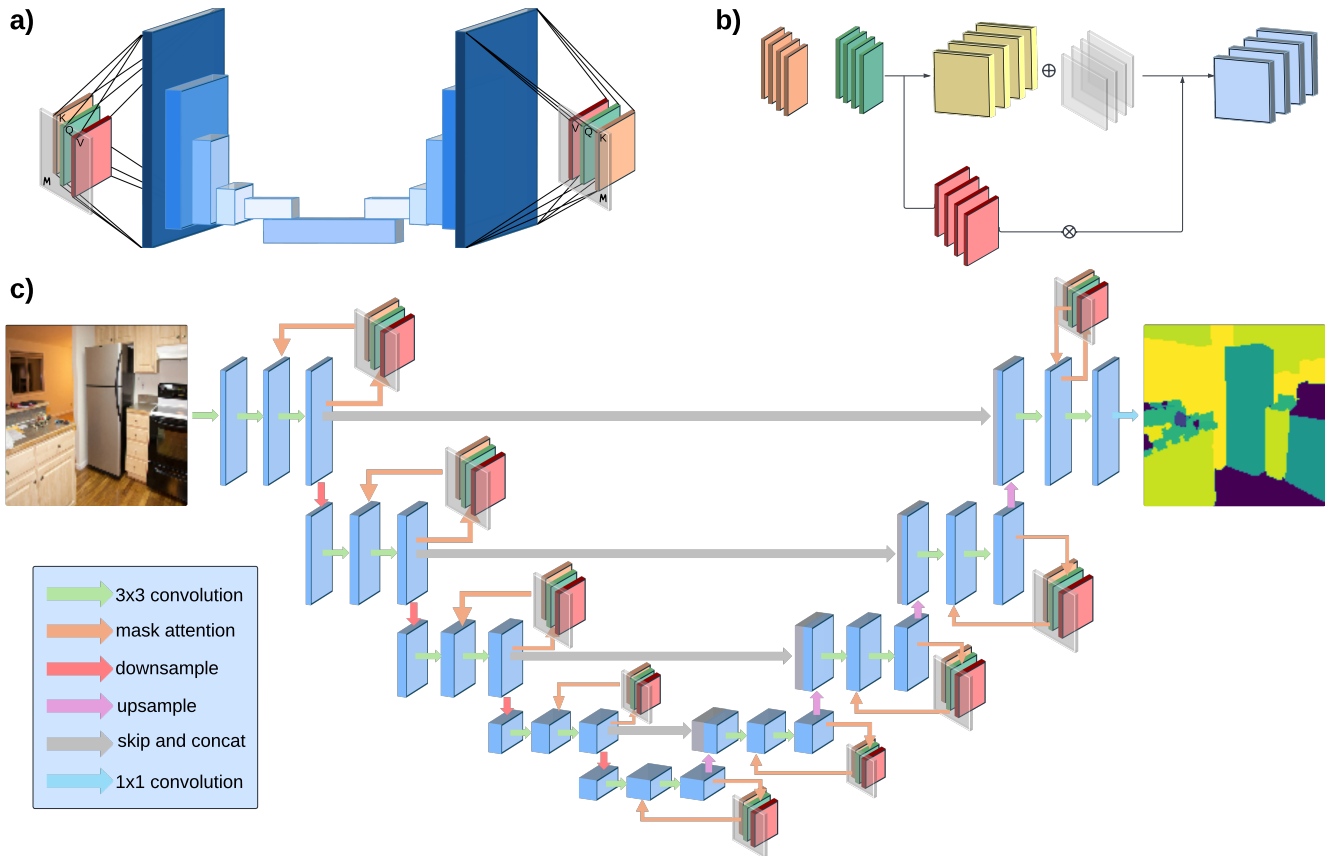


Figure 1. **Overview of the proposed MaskAttn-UNet.** (a) Overall architecture with a U-Net encoder-decoder and skip connections. (b) Mask Attention Module applying a learnable mask to modulate self-attention. (c) Multi-scale encoder-decoder design with convolutional layers, mask attention at each scale and skip connections between encoder and decoder.

puts ( $128 \times 128$  images), which significantly reduces computational demands while still allowing the model to learn rich representations. This design choice reflects real-world use cases with limited image resolutions and ensures that MaskAttn-UNet remains suitable for resource-constrained schemes.

We evaluate MaskAttn-UNet on standard benchmarks across semantic, instance, and panoptic segmentation tasks. Despite operating on relatively low-resolution inputs, our proposed model achieves competitive performance in terms of mean Intersection-over-Union (mIoU), Panoptic Quality (PQ), and Average Precision (AP) compared to state-of-the-art methods. Notably, MaskAttn-UNet maintains a moderate memory footprint during inference, making it significantly more practical for deployment than many fully transformer-based models that offer similar accuracy. These results demonstrate that our hybrid approach effectively combines the benefits of convolutional inductive bias and targeted self-attention, yielding robust multi-class segmentation in diverse and complex scenes.

Our contributions are summarized as follows:

- We propose MaskAttn-UNet, a self-attention U-Net vari-

ant that integrates a novel mask attention module to capture both local details and long-range dependencies effectively.

- We design the architecture for low-resolution segmentation using  $128 \times 128$  inputs, reducing computational demands while preserving robust performance.
- We validate our approach on several datasets, demonstrating improvements in segmentation metrics with lower memory consumption relative to transformer-based methods.

Together, these contributions highlight the value of combining convolutional inductive biases with targeted attention mechanisms to achieve accurate and efficient segmentation in real-world plots. In the following sections, we discuss related work that motivated our approach, including U-Net extensions, vision transformers, and mask-based segmentation methods.

## 2. Related Work

### 2.1. U-Net

U-Net [52] introduced an encoder-decoder architecture that has become a cornerstone in image segmentation. Its de-

sign consists of a contracting path that employs successive convolutions and pooling operations to extract features at multiple scales and an expansive path that uses upsampling layers to recover spatial resolution. Skip connections between corresponding layers in the encoder and decoder allow the network to merge deep semantic information with high-resolution spatial details. This structure has proven effective in applications such as biomedical segmentation, where precise localization is critical [5, 27, 52, 61].

Despite its success, the fixed receptive fields inherent in standard convolutional layers restrict U-Net’s ability to capture long-range dependencies [24, 44, 64]. In scenes with multiple interacting objects or overlapping structures, this can lead to misclassification or merging of distinct regions [42, 53, 62]. Several extensions have been proposed to address these limitations. For instance, Attention U-Net [43] introduces attention gates to refine the skip connections, allowing the model to selectively emphasize relevant features. Similarly, Residual U-Net [69] incorporates residual connections to facilitate the training of deeper networks. While these modifications improve gradient flow and local feature extraction, they do not fully resolve the challenge of aggregating global context across the entire image.

## 2.2. Swin Transformers

Transformer-based models have emerged as powerful alternatives for image segmentation due to their ability to model long-range dependencies through self-attention [33, 54, 66]. Swin Transformers [37] represent a significant development in this area by adopting a hierarchical architecture. The model partitions the input image into non-overlapping patches and computes self-attention within local windows. A key innovation is the introduction of shifted windows between successive layers, which enables cross-window interactions and effectively extends the receptive field without incurring the high computational cost of full global attention. This hierarchical design facilitates multi-scale feature learning, making Swin capable of processing high-resolution images while balancing local detail and global context.

However, these benefits come at a substantial computational cost. The increased memory requirements and processing demands, especially in deeper configurations or with larger input sizes, can be prohibitive for real-time inference or deployment on resource-constrained hardware [29, 40, 59]. Thus, the trade-off between segmentation performance and efficiency remains an active research challenge for transformer-based methods.

## 2.3. Mask2Former

Mask2Former [17] builds upon the framework established by MaskFormer [16] by reformulating segmentation as a set prediction problem. In MaskFormer, segmentation is achieved by assigning a unique mask to each object in-

stance, thereby unifying the treatment of both “things” and “stuff.” Mask2Former refines this approach by introducing dynamic attention masks that adaptively focus on relevant image regions. This mechanism enables the model to effectively separate overlapping objects and generate high-quality instance and panoptic segmentation outputs.

The dynamic mask generation in Mask2Former facilitates the capture of global contextual information while maintaining the flexibility to delineate object boundaries. However, reliance on attention mechanisms alone may result in the loss of fine-grained local details, which are crucial for accurate boundary delineation, particularly in scenes with small objects or complex textures [4, 18, 70]. Despite these challenges, Mask2Former has demonstrated robust performance on standard segmentation benchmarks. Its design underscores the potential of mask-based attention in bridging the gap between local precision and global context, even though the computational complexity and training data requirements continue to be areas for further improvement.

## 3. Methods

In this section, we describe our proposed segmentation method in detail. Our approach processes an input image to produce a pixel-wise classification mask, where each pixel is assigned a semantic label. To extend the method’s capabilities, we also incorporate instance and panoptic segmentation branches that leverage shared feature representations and specialized loss functions. We first outline the overall architecture of the model and then explain the training objective and optimization procedure.

### 3.1. Architecture Overview

The MaskAttn-UNet network follows an encoder and a decoder, with mask attention modules integrated at multiple scales. The encoder extracts hierarchical features through successive convolutional blocks that progressively reduce the spatial resolution. At each scale, the features are refined by a mask attention module that generates a learnable binary mask to suppress uninformative regions and emphasize salient structures. Skip connections link corresponding encoder and decoder layers, which helps the decoder recover high-resolution details in the segmentation output. The decoder gradually upsamples and fuses features (augmented by the skip connections) to produce the final prediction.

Fig. 1 provides an overview of the architecture. In Fig. 1(a), the overall U-Net style processing pipeline is depicted. Fig. 1(b) illustrates the internal structure of the mask attention module, which applies learnable attention masks to enhance feature representations. Fig. 1(c) shows the detailed multi-scale encoder–decoder design, including the arrangement of convolutional layers, skip connections, and mask attention blocks at each level of resolution.

### 3.2. Mask Attention Module

Each mask attention module is inspired by multi-head self-attention, with an additional learnable mask that modulates the attention weights. Given an input feature map  $X$  from either the encoder or decoder, we first reshape it to  $X' \in \mathbb{R}^{B \times H \times W \times C}$ , where  $B$  is the batch size,  $H \times W$  are the spatial dimensions, and  $C$  is the number of channels. We then apply multi-head masked self-attention (using four heads in our implementation). The attention weights are computed using the scaled dot-product attention mechanism with an added mask matrix  $M$ :

$$\text{MaskAttn}(Q, K, V, M) = \text{Softmax}\left(\frac{QK^T}{\sqrt{d_k}} + M\right)V \quad (1)$$

where  $Q = X'W^Q$ ,  $K = X'W^K$ ,  $V = X'W^V$ , and  $d_k$  is the dimensionality of the query and key vectors. Here,  $M$  is a learnable (or dynamically computed) mask that suppresses contributions from uninformative regions in the attention matrix. Intuitively,  $M$  biases the attention to focus on relevant spatial locations.

The output of the attention operation for a given head is then combined across all heads (as in multi-head attention) and added to the original input via a residual connection. Let  $A$  denote the result of the masked multi-head attention (after merging heads). We feed  $A$  through a two-layer feed-forward network (FFN) with a GELU nonlinearity, and add the residual  $A$  at the end:

$$A_{\text{out}} = \text{GELU}(AW_1 + b_1)W_2 + b_2 + A \quad (2)$$

where  $W_1, W_2$  are weight matrices and  $b_1, b_2$  are biases of the FFN. This yields the final output  $A_{\text{out}}$  of the mask attention module. The combination of masked self-attention and the residual FFN enhances the feature representation by integrating global context, while preserving the original information passed through the skip connection.

### 3.3. Segmentation Loss

We optimize the network using a composite loss function that combines a semantic segmentation loss and an instance-level contrastive loss. Balancing these objectives allows the model to learn both pixel-level class distinctions and instance-specific separability.

**Semantic Segmentation Loss.** For semantic segmentation, where each pixel belongs to one of  $C$  classes, we use the standard cross-entropy loss. Let  $y_{ij}$  be the ground-truth class label for pixel  $(i, j)$ , and let  $p_{ij}(c)$  be the predicted probability that pixel  $(i, j)$  is of class  $c$ . The loss is:

$$L_{\text{CE}} = - \sum_{i,j} \sum_{c=1}^C \delta[y_{ij} = c] \log(p_{ij}(c)), \quad (3)$$

where  $\delta[\cdot]$  is the Kronecker delta (which is 1 when its argument is true, and 0 otherwise). This per-pixel cross-entropy encourages correct class predictions for each pixel.

**Instance Contrastive Loss.** For instance segmentation (and the instance component of panoptic segmentation), we employ a contrastive embedding loss that encourages pixels of the same object instance to have similar feature embeddings, while pushing apart embeddings of pixels from different instances. Let  $e_{ij}$  denote the embedding vector for pixel  $(i, j)$  produced by the network. For a given pixel  $(i, j)$ , define  $P_{ij}$  as the set of positive pixel indices (those belonging to the same ground-truth instance as  $(i, j)$ ), and  $N_{ij}$  as the set of negative pixel indices (those belonging to different instances). We first compute a normalizer  $D_{ij}$  over all considered pairs for  $(i, j)$ :

$$D_{ij} = \sum_{(m,n) \in P_{ij} \cup N_{ij}} \exp\left(\frac{e_{ij} \cdot e_{mn}}{\tau}\right), \quad (4)$$

where  $\tau$  is a temperature parameter controlling the sharpness of the contrastive distribution. For a positive pair  $(i, j)$  and  $(k, l) \in P_{ij}$  (i.e., two pixels from the same instance), the per-pair contrastive loss is:

$$l_{ij,kl} = -\log \frac{\exp\left(\frac{e_{ij} \cdot e_{kl}}{\tau}\right)}{D_{ij}}. \quad (5)$$

which penalizes the model if embeddings  $e_{ij}$  and  $e_{kl}$  are not significantly closer to each other (numerator) compared to all other pairs (denominator). The instance contrastive loss for pixel  $(i, j)$  is computed by averaging  $l_{ij,kl}$  over all its positive partners  $(k, l) \in P_{ij}$ , and then averaging over all pixels:

$$L_{\text{IC}} = \frac{1}{N} \sum_{(i,j)} \frac{1}{|P_{ij}|} \sum_{(k,l) \in P_{ij}} l_{ij,kl}, \quad (6)$$

where  $N$  is the total number of pixels considered (for efficiency, this can be a sampled subset of all pixel pairs). In practice,  $L_{\text{IC}}$  encourages embeddings from the same instance to cluster together in feature space, while different-instance embeddings remain separated. The final segmentation loss is a weighted sum of the two components:

$$L_{\text{seg}} = L_{\text{CE}} + \lambda L_{\text{IC}}, \quad (7)$$

where  $\lambda$  controls the balance between the semantic segmentation loss and the instance contrastive loss. In our experiments, we tune  $\lambda$  to ensure neither term dominates, enabling the model to learn both accurate pixel-wise classifications and well-separated instance embeddings. (Details on selecting  $\lambda$  are provided in Appendix B.1.)




Figure 2. **Visualization of segmentation results on (a) COCO and (b) ADE20K.** For each dataset, the left two columns show semantic segmentation, and the right two columns show instance segmentation. The top row in each block is the input image, followed by the ground truth, and then predictions from different methods.

## 4. Experiments

We evaluate MaskAttn-UNet on three commonly used segmentation benchmarks, reporting its semantic, instance, and panoptic segmentation results. Then, we compare our model with state-of-the-art methods on panoptic segmentation and examine its performance using different fractions of the training dataset. These experiments support our design choices for the mask attention modules and demonstrate MaskAttn-UNet’s ability to generalize across datasets.

**Datasets.** We employ three widely used benchmarks for multi-task image segmentation. COCO [35] is a large-scale dataset with 80 “thing” object categories and multiple “stuff” (background) categories, supporting semantic, instance, and panoptic segmentation tasks. ADE20K [71] includes 150 semantic categories (100 “things” and 50

“stuff”) and is used for semantic, instance, and panoptic segmentation. Cityscapes [19] focuses on urban street scenes with 19 classes (8 “thing” and 11 “stuff”), commonly used for semantic and panoptic segmentation in autonomous driving scenarios. All images are resized to  $128 \times 128$  pixels to reduce computational overhead and simulate low-resolution conditions encountered in certain real-world applications.

**Evaluation Metrics.** We use standard metrics for each task. For *Semantic Segmentation*, we report mean Intersection-over-Union (mIoU) [21], which measures the average per-class overlap between predicted and ground-truth regions. For *Instance Segmentation*, we use the Average Precision (AP) [35] at various intersection-over-union thresholds, which evaluates how well individual object instances are detected and segmented (higher AP indicates better precision-recall tradeoff). For *Panoptic Segmentation*, we report the

Panoptic Quality (PQ) metric [34], which encapsulates both recognition quality (RQ) and segmentation quality (SQ) for the combined set of “thing” and “stuff” classes. Along with mIoU and AP under 100% mIoU threshold. These metrics provide a comprehensive evaluation of segmentation performance on each dataset.

#### 4.1. Implementation Details

Our implementation builds on a U-Net backbone with four downsampling encoder stages and four upsampling decoder stages, connected by skip connections to recover spatial detail. The encoder gradually increases the number of feature channels from 64 to 128 to 256 (with two blocks at 256), leading into a bottleneck that compresses and refines the global context. The decoder then symmetrically upsamples, reducing the channel dimensions and merging feature maps from the corresponding encoder levels to reconstruct fine-grained spatial details in the output.

At every encoder and decoder stage, we incorporate a MaskAttn module as described in Section 3.2. Each module contains a learnable binary mask that selectively suppresses non-relevant activations. This directs the network’s attention to important regions, such as object boundaries and salient structures, even in low-resolution feature maps. By integrating these modules throughout the network, MaskAttn-UNet retains the inductive bias of convolutions for locality while gaining the ability to capture long-range dependencies at each scale (More detailed analysis can be found in Appendix B.3).

Metric	COCO	ADE20K	Cityscapes
mIoU↑ (%)	43.7	44.1	67.4

Table 1. **Semantic segmentation on COCO (133 categories), ADE20K (150 categories), and Cityscapes (19 categories).** Our model consistently achieved remarkable results on all kinds of data.

#### 4.2. Training Settings

**Loss Functions.** We train all branches of the model (semantic, instance, panoptic) separately by choosing the losses defined in Section 3.3. For semantic segmentation, we apply the cross-entropy loss (Eq. 3), which provides a strong per-pixel classification signal. For instance and panoptic segmentation, we include the instance contrastive loss (Eq. 6) to learn distinct object embeddings. In practice, we also add standard classification loss terms for each predicted instance (to predict its semantic category), ensuring that each instance embedding is associated with a specific class. By balancing the contributions of  $L_{CE}$  and  $L_{IC}$  ( $\lambda = 0.5$  was chosen in Eq. 7), the model learns both class-level distinctions and fine-grained instance separation simultaneously.

**Training Setup.** We train our models for 1000 epochs on each dataset. All images are uniformly resized to  $128 \times 128$ .

For semantic segmentation experiments, we use  $2 \times 30GB$  NVIDIA V100 GPUs with a total batch size of 8. For the more memory-intensive instance and panoptic segmentation experiments, we use  $2 \times 40GB$  NVIDIA A100 GPUs with a batch size of 14. The model is optimized using the AdamW optimizer with an initial learning rate of  $5 \times 10^{-4}$  and a weight decay of  $10^{-3}$ . We employ data augmentation techniques, including random scale jittering and horizontal flipping, to provide input diversity without excessively complicating the training distribution. These training configurations are chosen to balance memory usage and throughput for each task, resulting in consistent convergence across the different segmentation objectives.

Dataset	AP@30	AP@50	AP@70	AP@100
COCO	35.0	31.6	31.3	30.2
ADE20K	33.8	33.2	30.5	30.5
Cityscapes	38.9	36.6	36.2	35.5

Table 2. **Instance segmentation results (AP@k).** k stands for mIoU threshold. MaskAttn-UNet kept stable even with a small threshold. This indicates that the proposed model reliably isolates and delineates individual object instances.

#### 4.3. Main Results

**Semantic Segmentation.** We evaluate our semantic segmentation model using the COCO `panoptic_val2017`, ADE20K `val`, and Cityscapes `val` datasets, with all labels processed specifically for semantic segmentation. As shown in Tab. 1, MaskAttn-UNet achieves a mIoU of 43.7% on COCO, 44.1% on ADE20K, and 67.4% on Cityscapes. These results demonstrate that the network efficiently fuses global contextual information with local spatial details despite the low resolution of the inputs. In the left two columns of Fig. 2(a) and Fig. 2(b), the segmentation maps reveal that object boundaries are well preserved and regions with complex textures are segmented with clarity. In particular, areas containing overlapping objects or fine structural details are handled effectively. This suggests that the mask attention mechanism successfully suppresses background noise and enhances the discriminative power of learned features.

Dataset	mIoU↑ (%)	AP↑ (%)	PQ↑ (%)
COCO	45.3	31.5	35.7
ADE20K	45.9	30.7	33.6
Cityscapes	70.1	35.5	58.3

Table 3. **Panoptic segmentation performance on COCO, ADE20K, and Cityscapes.** MaskAttn-UNet demonstrates robust segmentation capabilities across diverse datasets.

Furthermore, a closer inspection of the segmentation results shows that the network adapts well to varying scene com-

Method	FLOPs (G)	#Params (M)	COCO			ADE20K			Cityscapes		
			mIoU $\uparrow$	PQ $\uparrow$	AP $\uparrow$	mIoU $\uparrow$	PQ $\uparrow$	AP $\uparrow$	mIoU $\uparrow$	PQ $\uparrow$	AP $\uparrow$
U-Net	4	32	33.8	20.1	13.8	37.3	24.1	16.5	63.4	51.2	27.9
DETR-R50	86	41	34.7	25.3	16.7	40.7	26.5	21.0	66.6	53.7	30.6
DETR-R101	152	60	35.3	27.4	18.8	41.1	27.4	21.9	67.4	54.2	32.2
Mask2Former-R50	226	<b>44</b>	38.1	31.4	27.3	45.2	33.4	29.1	69.3	55.7	34.3
Mask2Former-R101	293	63	<u>39.2</u>	<u>31.7</u>	<u>28.1</u>	<u>45.7</u>	<b>33.9</b>	<u>30.5</u>	<b>71.4</b>	<u>57.2</u>	<u>35.4</u>
<b>MaskAttn-UNet(Ours)</b>	<b>11</b>	46	<b>45.3</b>	<b>35.7</b>	<b>31.5</b>	<b>45.9</b>	<u>33.6</u>	<b>30.7</b>	<u>70.1</u>	<b>58.3</b>	<b>35.5</b>

Table 4. Comparison of MaskAttn-UNet with state-of-the-art models for panoptic segmentation. MaskAttn-UNet achieves competitive segmentation performance with significantly lower computational complexity, as indicated by its reduced FLOPs and parameter count. This efficiency highlights its potential for applications requiring a balance between accuracy and resource constraints. The best results are highlighted in **bold**, and the second best are underlined.

plexities. In particular, in images with diverse lighting and contrast conditions (First image in Fig. 2(b)), the network consistently maintains high accuracy, ensuring that both large homogeneous regions and small, intricate details are accurately labeled. The design of the mask attention modules appears to selectively amplify important features while reducing interference from less informative areas, thereby yielding more consistent predictions across different classes and challenging scenarios.

**Instance Segmentation.** Instance segmentation performance was assessed on the COCO val2017, ADE20K val, and Cityscapes val datasets, with all labels refined to suit the task. Table 2 summarizes the performance of MaskAttn-UNet. On COCO, the model achieves an Average Precision (AP) of 35.0% at an IoU threshold of 30, decreasing to 30.2% at an IoU threshold of 100. ADE20K yields AP values of 33.8%, 33.2%, 30.5%, and 30.5% for IoU thresholds of 30, 50, 70, and 100, respectively, while Cityscapes reports corresponding AP values of 38.9%, 36.6%, 36.2%, and 35.5%. These results indicate that MaskAttn-UNet reliably isolates and delineates individual object instances, even in scenarios with overlapping or densely arranged objects.

The effect of varying IoU thresholds provides insight into the network’s ability to handle different instance complexities. Lower IoU thresholds primarily capture the most prominent objects, resulting in higher AP values, whereas higher IoU thresholds extend detection to smaller or partially occluded instances, leading to a slight reduction in AP. Visualizations of the instance segmentation outputs, shown in the right two columns of Fig. 2(a) and Fig. 2(b), indicate that the mask attention modules help refine feature maps at multiple scales, improving the separation of adjacent objects and the recognition of fine structural details. For example, the segmentation result for the third image in Fig. 2(b) shows that MaskAttn-UNet reduces misdetections in areas with overlapping objects and intricate boundaries. The network preserves object contours in cluttered regions, maintaining consistent separation of individual instances. These

results demonstrate that the proposed architecture adapts well to various real-world conditions, reinforcing its effectiveness for practical instance segmentation applications.

**Panoptic Segmentation.** Panoptic segmentation performance was evaluated on the COCO panoptic\_val2017, ADE20K val, and Cityscapes val datasets. Table 3 presents the results, where MaskAttn-UNet achieves a mean Intersection-over-Union (mIoU) of 45.3% for ”stuff” regions, an Average Precision (AP) of 31.5% for ”thing” instances, and an overall Panoptic Quality (PQ) of 35.7% on COCO. On ADE20K, the model attains a mIoU of 45.9%, an AP of 30.7%, and a PQ of 33.6%. Similarly, on Cityscapes, it records values of 70.1% for mIoU, 35.5% for AP, and 58.3% for PQ. These outcomes indicate that MaskAttn-UNet delivers balanced segmentation performance across both foreground objects and background regions.

The high mIoU values on Cityscapes suggest that the network effectively leverages the structured nature of urban scenes to achieve consistent background segmentation. Meanwhile, the stable AP and PQ values on COCO and ADE20K demonstrate its ability to handle more diverse and complex environments. The integration of robust background segmentation with precise instance delineation contributes to a high overall PQ, affirming the network’s capability to provide comprehensive scene understanding.

**Comparison with Baseline Models.** To validate the robustness of our approach, we benchmarked our model against several state-of-the-art models with comparable or slightly greater complexity across three datasets: COCO, ADE20K, and Cityscapes (see Tab. 4). For instance, compared to U-Net, which operates at 4G FLOPs with 32M parameters, MaskAttn-UNet delivers improvements of over **10%** in mIoU, **15%** in PQ, and nearly **20%** in AP on COCO, while only increasing the parameter count by about 15M. Although U-Net’s lower FLOPs are beneficial for simpler scenes, it struggles in environments with overlapping objects and complex textures. In contrast, MaskAttn-UNet, with 11G FLOPs and 46M parameters, effectively

captures fine spatial details and manages cluttered scenes more efficiently.

We also evaluated DETR-based models, including DETR-R50 (86G FLOPs, 41M parameters) and DETR-R101 (152G FLOPs, 60M parameters). DETR-based models similarly require increased computing with only moderate performance gains, limiting their applicability in resource-constrained or real-time settings.

Moreover, Mask2Former-R50 demands a substantial 226G FLOPs, while Mask2Former-R101, employing a ResNet-101 backbone, requires even more computational resources. Notably, Mask2Former-R101 achieves only marginal improvements over MaskAttn-UNet—it records a 0.3% higher PQ on ADE20K and a 1.3% higher mIoU on Cityscapes. However, these slight gains come at a steep cost: Mask2Former-R101 uses 17M more parameters than MaskAttn-UNet (roughly a 37% increase), highlighting that simply increasing compute does not necessarily translate to substantially better segmentation quality. Overall, MaskAttn-UNet achieves a strong balance between accuracy and efficiency, making it a practical choice for applications with constrained computational resources.

**Few Shots Training.** In many real-world settings, collecting extensive annotated datasets is both expensive and time-consuming. To assess the effect of training data size on segmentation performance, we evaluated MaskAttn-UNet on the COCO `panoptic_val2017` dataset, training the model with varying fractions (10%, 25%, 50%, 75%, and 100%) of the full dataset. The results, depicted in Fig. 3, reveal the following trends:

- **10% Training Data:** The model achieves 36.7% mIoU, 25.3% PQ, and 22.6% AP. While these metrics are suboptimal, they demonstrate the network’s capacity to extract meaningful features even under data-scarce conditions.
- **25% Training Data:** Performance improves to 37.3% mIoU, 27.6% PQ, and 25.1% AP, indicating that a modest increase in training data leads to significant gains in segmentation accuracy.
- **50% Training Data:** The model attains 40.1% mIoU, 33.3% PQ, and 29.4% AP, suggesting that half of the full dataset suffices for learning robust feature representations.
- **75% Training Data:** Metrics further rise to 43.4% mIoU, 35.1% PQ, and 30.1% AP, confirming that additional data continues to benefit the model while maintaining efficient learning dynamics.
- **100% Training Data:** Utilizing the entire dataset, the model achieves 45.3% mIoU, 35.7% PQ, and 31.5% AP, highlighting its capacity to fully exploit available annotations for optimal segmentation results.

These trends underline the strong data efficiency of MaskAttn-UNet, making it a practical choice for circumstances with limited annotated data. Notably, the model ex-

hibits substantial performance improvements with increasing data availability, aligning with established neural scaling laws that describe how neural network performance scales with dataset size [2, 32]. Such data efficiency is particularly invaluable in medical image computing and other fields where acquiring large, annotated datasets is challenging [48, 56]. Therefore, MaskAttn-UNet’s ability to perform effectively with reduced training data positions it as a viable solution in data-constrained environments.

Segmentation Performance on Different Data Sizes

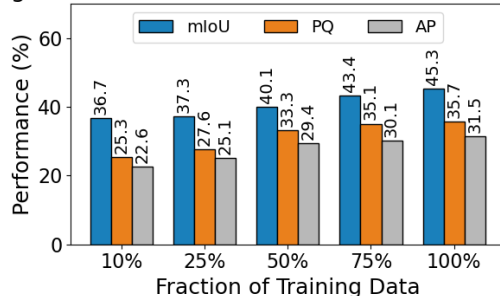


Figure 3. Segmentation performance of MaskAttn-UNet on different fractions (10%, 25%, 50%, 75%, 100%) of the `panoptic_train2017` dataset. Results illustrate consistent improvement across metrics with increasing dataset size, highlighting the model’s strong data efficiency.

## 5. Discussion

We present MaskAttn-UNet, a significant advancement in segmentation models by integrating masked attention modules into the traditional U-Net architecture, which effectively enhances both local and global feature extraction. This hybrid approach leverages the strengths of convolutional networks in modeling local context and the capabilities of masked attention mechanisms for long-range dependencies. Our empirical evaluations on datasets such as COCO, ADE20K, and Cityscapes demonstrate that MaskAttn-UNet consistently outperforms standard U-Net models while utilizing significantly fewer computational resources compared to transformer-based architectures like Mask2former. These findings highlight the potential of selective attention mechanisms in low-resolution segmentation tasks, bridging the gap between convolutional efficiency and the global context awareness characteristic of transformer models.

Despite these promising results, there are avenues for further improvement. Future work will focus on extending MaskAttn-UNet to domains such as medical imaging, where data scarcity and the need for precise boundary delineation present unique challenges. Additionally, integrating MaskAttn-UNet into diffusion-based models could enhance generative and data augmentation processes. Addressing the segmentation of small objects and intricate details remains an active area of research; incorporating



specialized modules or tailored loss functions could further elevate performance. These future directions aim to refine MaskAttn-UNet’s capabilities and broaden its applicability across diverse real-world segmentation scenarios.

## References

- [1] Andreas Aakerberg, Kamal Nasrollahi, and Thomas B Moeslund. Real-world super-resolution of face-images from surveillance cameras. *IET Image Processing*, 16(2):442–452, 2022. 1
- [2] Ibrahim M Alabdulmohsin, Behnam Neyshabur, and Xiaohua Zhai. Revisiting neural scaling laws in language and vision. *Advances in Neural Information Processing Systems*, 35:22300–22312, 2022. 8
- [3] Nouf Abdullah Almujaally, Bisma Riaz Chughtai, Naif Al Mudawi, Abdulwahab Alazeb, Asaad Algarni, Hamdan A Alzahrani, and Jeongmin Park. Unet based on multi-object segmentation and convolution neural network for object recognition. *Computers, Materials & Continua*, 80(1), 2024. 1
- [4] Rajesh Ankareddy and Radhakrishnan Delhibabu. Dense segmentation techniques using deep learning for urban scene parsing: A review. *IEEE Access*, 2025. 3
- [5] Reza Azad, Ehsan Khodapanah Aghdam, Amelie Rauland, Yiwei Jia, Atlas Haddadi Avval, Afshin Bozorgpour, Sanaz Karimijafarbigloo, Joseph Paul Cohen, Ehsan Adeli, and Dorit Merhof. Medical image segmentation review: The success of u-net. *IEEE Transactions on Pattern Analysis and Machine Intelligence*, 2024. 3
- [6] Asish Bera, Zachary Wharton, Yonghuai Liu, Nik Bessis, and Ardhendu Behera. Attend and guide (ag-net): A keypoints-driven attention-based deep network for image recognition. *IEEE Transactions on Image Processing*, 30: 3691–3704, 2021. 1
- [7] Jan Beran. Long-range dependence. *Wiley Interdisciplinary Reviews: Computational Statistics*, 2(1):26–35, 2010. 14
- [8] Bir Bhanu, Sungkee Lee, and John Ming. Adaptive image segmentation using a genetic algorithm. *IEEE Transactions on systems, man, and cybernetics*, 25(12):1543–1567, 1995. 1
- [9] Bharat Bhatia and Praveen Modi. Road image segmentation for autonomous car. 2023. 1
- [10] George EP Box, Gwilym M Jenkins, Gregory C Reinsel, and Greta M Ljung. *Time series analysis: forecasting and control*. John Wiley & Sons, 2015. 15
- [11] Robert M Bryce and Kevin B Sprague. Revisiting detrended fluctuation analysis. *Scientific reports*, 2(1):315, 2012. 14
- [12] Anna Carbone, Giuliano Castelli, and H Eugene Stanley. Time-dependent hurst exponent in financial time series. *Physica A: Statistical Mechanics and its Applications*, 344 (1-2):267–271, 2004. 14
- [13] Longbiao Chen, Xin He, Xiantao Zhao, Han Li, Yunyi Huang, Binbin Zhou, Wei Chen, Yongchuan Li, Chenglu Wen, and Cheng Wang. Gocomfort: Comfortable navigation for autonomous vehicles leveraging high-precision road damage crowdsensing. *IEEE Transactions on Mobile Computing*, 22(11):6477–6494, 2022. 1
- [14] Tianqi Chen, Bing Xu, Chiyuan Zhang, and Carlos Guestrin. Training deep nets with sublinear memory cost. *arXiv preprint arXiv:1604.06174*, 2016. 1
- [15] Yun Chen, Yiheng Xie, Weiyuan Yao, Yu Zhang, Xinhong Wang, Yanli Yang, and Lingli Tang. U-mga: A multi-module unet optimized with multi-scale global attention mechanisms for fine-grained segmentation of cultivated areas. *Remote Sensing*, 17(5):760, 2025. 1
- [16] Bowen Cheng, Alex Schwing, and Alexander Kirillov. Pixel classification is not all you need for semantic segmentation. *Advances in neural information processing systems*, 34:17864–17875, 2021. 3
- [17] Bowen Cheng, Ishan Misra, Alexander G Schwing, Alexander Kirillov, and Rohit Girdhar. Masked-attention mask transformer for universal image segmentation. In *Proceedings of the IEEE/CVF conference on computer vision and pattern recognition*, pages 1290–1299, 2022. 3
- [18] Honghu Chu and Pang-jo Chun. Fine-grained crack segmentation for high-resolution images via a multiscale cascaded network. *Computer-Aided Civil and Infrastructure Engineering*, 39(4):575–594, 2024. 3
- [19] Marius Cordts, Mohamed Omran, Sebastian Ramos, Timo Rehfeld, Markus Enzweiler, Rodrigo Benenson, Uwe Franke, Stefan Roth, and Bernt Schiele. The cityscapes dataset for semantic urban scene understanding. In *Proceedings of the IEEE conference on computer vision and pattern recognition*, pages 3213–3223, 2016. 5
- [20] James Durbin and Geoffrey S Watson. Testing for serial correlation in least squares regression: I. *Biometrika*, 37(3/4): 409–428, 1950. 15
- [21] Mark Everingham, SM Ali Eslami, Luc Van Gool, Christopher KI Williams, John Winn, and Andrew Zisserman. The pascal visual object classes challenge: A retrospective. *International journal of computer vision*, 111:98–136, 2015. 5
- [22] Michael J Feeley, William E Morgan, EP Pighin, Anna R Karlin, Henry M Levy, and Chandramohan A Thekkath. Implementing global memory management in a workstation cluster. In *Proceedings of the fifteenth ACM symposium on Operating systems principles*, pages 201–212, 1995. 1
- [23] Swarnendu Ghosh, Nibaran Das, Ishita Das, and Ujjwal Maulik. Understanding deep learning techniques for image segmentation. *ACM computing surveys (CSUR)*, 52(4):1–35, 2019. 1
- [24] Zhiling Guo, Jiayue Lu, Qi Chen, Zhengguang Liu, Chenchen Song, Hongjun Tan, Haoran Zhang, and Jinyue Yan. Transpv: Refining photovoltaic panel detection accuracy through a vision transformer-based deep learning model. *Applied Energy*, 355:122282, 2024. 3
- [25] C Heneghan and G McDarby. Establishing the relation between detrended fluctuation analysis and power spectral density analysis for stochastic processes. *Physical review E*, 62 (5):6103, 2000. 14
- [26] Kun Hu, Plamen Ch Ivanov, Zhi Chen, Pedro Carpena, and H Eugene Stanley. Effect of trends on detrended fluctuation analysis. *Physical Review E*, 64(1):011114, 2001. 14

- [27] Luzhe Huang, Xiongye Xiao, Shixuan Li, Jiawen Sun, Yi Huang, Aydogan Ozcan, and Paul Bogdan. Multi-scale conditional generative modeling for microscopic image restoration, 2024. 3
- [28] Harold Edwin Hurst. Long-term storage capacity of reservoirs. *Transactions of the American society of civil engineers*, 116(1):770–799, 1951. 14
- [29] Tianyu Jia, Yuhao Ju, Russ Joseph, and Jie Gu. Ncpu: An embedded neural cpu architecture on resource-constrained low power devices for real-time end-to-end performance. In *2020 53rd Annual IEEE/ACM International Symposium on Microarchitecture (MICRO)*, pages 1097–1109. IEEE, 2020. 3
- [30] Pabitra Joshi, Karansher S Sandhu, Guriqbal Singh Dhillon, Jianli Chen, and Kailash Bohara. Detection and monitoring wheat diseases using unmanned aerial vehicles (uavs). *Computers and Electronics in Agriculture*, 224:109158, 2024. 1
- [31] Md Mohsin Kabir, Jamin Rahman Jim, and Zoltán Istenes. Terrain detection and segmentation for autonomous vehicle navigation: A state-of-the-art systematic review. *Information Fusion*, 113:102644, 2025. 1
- [32] Jared Kaplan, Sam McCandlish, Tom Henighan, Tom B Brown, Benjamin Chess, Rewon Child, Scott Gray, Alec Radford, Jeffrey Wu, and Dario Amodei. Scaling laws for neural language models. *arXiv preprint arXiv:2001.08361*, 2020. 8
- [33] Salman Khan, Muzammal Naseer, Munawar Hayat, Syed Waqas Zamir, Fahad Shahbaz Khan, and Mubarak Shah. Transformers in vision: A survey. *ACM computing surveys (CSUR)*, 54(10s):1–41, 2022. 3
- [34] Alexander Kirillov, Kaiming He, Ross Girshick, Carsten Rother, and Piotr Dollár. Panoptic segmentation. In *Proceedings of the IEEE/CVF conference on computer vision and pattern recognition*, pages 9404–9413, 2019. 6
- [35] Tsung-Yi Lin, Michael Maire, Serge Belongie, James Hays, Pietro Perona, Deva Ramanan, Piotr Dollár, and C Lawrence Zitnick. Microsoft coco: Common objects in context. In *Computer vision—ECCV 2014: 13th European conference, zurich, Switzerland, September 6–12, 2014, proceedings, part v 13*, pages 740–755. Springer, 2014. 5
- [36] Geert Litjens, Robert Toth, Wendy Van De Ven, Caroline Hoeks, Sjoerd Kerkstra, Bram Van Ginneken, Graham Vincent, Gwenael Guillard, Neil Birbeck, Jindang Zhang, et al. Evaluation of prostate segmentation algorithms for mri: the promise12 challenge. *Medical image analysis*, 18(2):359–373, 2014. 1
- [37] Ze Liu, Yutong Lin, Yue Cao, Han Hu, Yixuan Wei, Zheng Zhang, Stephen Lin, and Baining Guo. Swin transformer: Hierarchical vision transformer using shifted windows. In *Proceedings of the IEEE/CVF international conference on computer vision*, pages 10012–10022, 2021. 3
- [38] Benoit B Mandelbrot and James R Wallis. Robustness of the rescaled range  $r/s$  in the measurement of noncyclic long run statistical dependence. *Water resources research*, 5(5): 967–988, 1969. 14
- [39] Rainer Martin. Noise power spectral density estimation based on optimal smoothing and minimum statistics. *IEEE Transactions on speech and audio processing*, 9(5):504–512, 2001. 14
- [40] Arnab Neelim Mazumder, Jian Meng, Hasib-Al Rashid, Uteja Kallakuri, Xin Zhang, Jae-Sun Seo, and Tinoosh Mohsenin. A survey on the optimization of neural network accelerators for micro-ai on-device inference. *IEEE Journal on Emerging and Selected Topics in Circuits and Systems*, 11(4):532–547, 2021. 3
- [41] Shervin Minaee, Yuri Boykov, Fatih Porikli, Antonio Plaza, Nasser Kehtarnavaz, and Demetri Terzopoulos. Image segmentation using deep learning: A survey. *IEEE transactions on pattern analysis and machine intelligence*, 44(7):3523–3542, 2021. 1
- [42] Liangliang Nan, Ke Xie, and Andrei Sharf. A search-classify approach for cluttered indoor scene understanding. *ACM Transactions on Graphics (TOG)*, 31(6):1–10, 2012. 3
- [43] Ozan Oktay, Jo Schlemper, Loic Le Folgoc, Matthew Lee, Mattias Heinrich, Kazunari Misawa, Kensaku Mori, Steven McDonagh, Nils Y Hammerla, Bernhard Kainz, et al. Attention u-net: Learning where to look for the pancreas. *arXiv preprint arXiv:1804.03999*, 2018. 3
- [44] Shaoyan Pan, Yang Lei, Tonghe Wang, Jacob Wynne, Chih-Wei Chang, Justin Roper, Ashesh B Jani, Pretesh Patel, Jeffrey D Bradley, Tian Liu, et al. Male pelvic multi-organ segmentation using token-based transformer vnet. *Physics in Medicine & Biology*, 67(20):205012, 2022. 3
- [45] C-K Peng, Sergey V Buldyrev, Shlomo Havlin, Michael Simons, H Eugene Stanley, and Ary L Goldberger. Mosaic organization of dna nucleotides. *Physical review e*, 49(2): 1685, 1994. 14
- [46] Talmo D Pereira, Nathaniel Tabris, Arie Matsliah, David M Turner, Junyu Li, Shruthi Ravindranath, Eleni S Papadopyannis, Edna Normand, David S Deutsch, Z Yan Wang, et al. Sleep: A deep learning system for multi-animal pose tracking. *Nature methods*, 19(4):486–495, 2022. 13
- [47] Olivier Petit, Nicolas Thome, Clement Rambour, Loic Theymr, Toby Collins, and Luc Soler. U-net transformer: Self and cross attention for medical image segmentation. In *Machine Learning in Medical Imaging: 12th International Workshop, MLMI 2021, Held in Conjunction with MICCAI 2021, Strasbourg, France, September 27, 2021, Proceedings 12*, pages 267–276. Springer, 2021. 13
- [48] Muhammad Imran Razzak, Saeda Naz, and Ahmad Zaib. Deep learning for medical image processing: Overview, challenges and the future. *Classification in BioApps: Automation of decision making*, pages 323–350, 2017. 8
- [49] Michele Reibaldi, Nicola Cardascia, Antonio Longo, Claudio Furino, Teresio Avitabile, Salvatore Faro, Marisa Sanfilippo, Andrea Russo, Maurizio Giacinto Uva, Ferdinando Munno, et al. Standard-fluence versus low-fluence photodynamic therapy in chronic central serous chorioretinopathy: a nonrandomized clinical trial. *American journal of ophthalmology*, 149(2):307–315, 2010. 13
- [50] Aref Miri Rekavandi, Shima Rashidi, Farid Boussaid, Stephen Hoefs, Emre Akbas, et al. Transformers in small object detection: A benchmark and survey of state-of-the-art. *arXiv preprint arXiv:2309.04902*, 2023. 1

- [51] Shamija Sherryl RMR and T Jaya. Multi-scale and spatial information extraction for kidney tumor segmentation: A contextual deformable attention and edge-enhanced u-net. *Journal of Imaging Informatics in Medicine*, 37(1):151, 2024. 1
- [52] Olaf Ronneberger, Philipp Fischer, and Thomas Brox. U-net: Convolutional networks for biomedical image segmentation. In *Medical image computing and computer-assisted intervention—MICCAI 2015: 18th international conference, Munich, Germany, October 5-9, 2015, proceedings, part III 18*, pages 234–241. Springer, 2015. 1, 2, 3
- [53] Benjamin Rosman and Subramanian Ramamoorthy. Learning spatial relationships between objects. *The International Journal of Robotics Research*, 30(11):1328–1342, 2011. 3
- [54] Fahad Shamshad, Salman Khan, Syed Waqas Zamir, Muhammad Haris Khan, Munawar Hayat, Fahad Shahbaz Khan, and Huazhu Fu. Transformers in medical imaging: A survey. *Medical image analysis*, 88:102802, 2023. 3
- [55] Dapai Shi, Jingyuan Zhao, Zhenghong Wang, Heng Zhao, Junbin Wang, Yubo Lian, and Andrew F Burke. Spatial-temporal self-attention transformer networks for battery state of charge estimation. *Electronics*, 12(12):2598, 2023. 1
- [56] Amber L Simpson, Michela Antonelli, Spyridon Bakas, Michel Bilello, Keyvan Farahani, Bram Van Ginneken, Annette Kopp-Schneider, Bennett A Landman, Geert Litjens, Bjoern Menze, et al. A large annotated medical image dataset for the development and evaluation of segmentation algorithms. *arXiv preprint arXiv:1902.09063*, 2019. 8
- [57] Robert R Sokal and Neal L Oden. Spatial autocorrelation in biology: 1. methodology. *Biological journal of the Linnean Society*, 10(2):199–228, 1978. 15
- [58] Lei Song, Min Xia, Yao Xu, Liguang Weng, Kai Hu, Haifeng Lin, and Ming Qian. Multi-granularity siamese transformer-based change detection in remote sensing imagery. *Engineering Applications of Artificial Intelligence*, 136:108960, 2024. 1
- [59] Rafael Stahl, Alexander Hoffman, Daniel Mueller-Gritschneider, Andreas Gerstlauer, and Ulf Schlichtmann. Deepertings: Fully distributed cnn inference on resource-constrained edge devices. *International Journal of Parallel Programming*, 49:600–624, 2021. 3
- [60] Abhishek Thakur and Sudhansu Kumar Mishra. An in-depth evaluation of deep learning-enabled adaptive approaches for detecting obstacles using sensor-fused data in autonomous vehicles. *Engineering Applications of Artificial Intelligence*, 133:108550, 2024. 1
- [61] Weihao Weng and Xin Zhu. Inet: convolutional networks for biomedical image segmentation. *Ieee Access*, 9:16591–16603, 2021. 3
- [62] Bo Wu and Ram Nevatia. Detection and segmentation of multiple, partially occluded objects by grouping, merging, assigning part detection responses. *International journal of computer vision*, 82:185–204, 2009. 3
- [63] Tian-Zhu Xiang, Gui-Song Xia, and Liangpei Zhang. Mini-unmanned aerial vehicle-based remote sensing: Techniques, applications, and prospects. *IEEE geoscience and remote sensing magazine*, 7(3):29–63, 2019. 1
- [64] Xiongye Xiao, Shixuan Li, Luzhe Huang, Gengshuo Liu, Trung-Kien Nguyen, Yi Huang, Di Chang, Mykel J. Kochenderfer, and Paul Bogdan. Multi-scale generative modeling for fast sampling, 2024. 3
- [65] Yufei Xu, Qiming Zhang, Jing Zhang, and Dacheng Tao. Vitae: Vision transformer advanced by exploring intrinsic inductive bias. *Advances in neural information processing systems*, 34:28522–28535, 2021. 1
- [66] Jianwei Yang, Chunyuan Li, Pengchuan Zhang, Xiyang Dai, Bin Xiao, Lu Yuan, and Jianfeng Gao. Focal self-attention for local-global interactions in vision transformers. *arXiv preprint arXiv:2107.00641*, 2021. 1, 3
- [67] Shanliang Yao, Runwei Guan, Xiaoyu Huang, Zhuoxiao Li, Xiangyu Sha, Yong Yue, Eng Gee Lim, Hyungjoon Seo, Ka Lok Man, Xiaohui Zhu, et al. Radar-camera fusion for object detection and semantic segmentation in autonomous driving: A comprehensive review. *IEEE Transactions on Intelligent Vehicles*, 9(1):2094–2128, 2023. 1
- [68] Junjie Zhang, Qiming Zhang, Yongshun Gong, Jian Zhang, Liang Chen, and Dan Zeng. Weakly supervised semantic segmentation with consistency-constrained multi-class attention for remote sensing scenes. *IEEE Transactions on Geoscience and Remote Sensing*, 2024. 1
- [69] Zhengxin Zhang, Qingjie Liu, and Yunhong Wang. Road extraction by deep residual u-net. *IEEE Geoscience and Remote Sensing Letters*, 15(5):749–753, 2018. 3
- [70] Jie Zhao, Yun Jia, Lin Ma, and Lidan Yu. Adaptive dual-stream sparse transformer network for salient object detection in optical remote sensing images. *IEEE Journal of Selected Topics in Applied Earth Observations and Remote Sensing*, 17:5173–5192, 2024. 3
- [71] Bolei Zhou, Hang Zhao, Xavier Puig, Sanja Fidler, Adela Barriuso, and Antonio Torralba. Scene parsing through ade20k dataset. In *Proceedings of the IEEE conference on computer vision and pattern recognition*, pages 633–641, 2017. 5

## Appendix

### A. Code and Data Availability

Our code to run the experiments can be found at <https://anonymous.4open.science/r/MaskUnet-736B>.

### B. More Experiments and Discussion

#### B.1. Effect of $\lambda$ on the Loss Function

As indicated in Eq. 7, the parameter  $\lambda$  governs the relative influence of the cross-entropy loss and the instance contrastive loss. We explored a range of values from 0.1 to 2.1, training MaskAttn-UNet for 20 epochs to observe how different  $\lambda$  settings affect the combined loss. Fig. 4 illustrates that the loss consistently decreases and reaches its lowest point at  $\lambda = 0.5$ . When  $\lambda$  is too small (e.g., below 0.3), the instance contrastive term is underemphasized, leading to weaker instance separation. Conversely, larger values of  $\lambda$  (above 1.0) can overshadow the cross-entropy component, resulting in suboptimal pixel-level classifications.

These findings indicate that setting  $\lambda = 0.5$  provides a well-balanced combination of the cross-entropy and instance contrastive losses for instance and panoptic segmentation. In this configuration, MaskAttn-UNet achieves reliable pixel-level predictions and effective instance discrimination, which are critical for accurately delineating overlapping objects and complex scene structures.

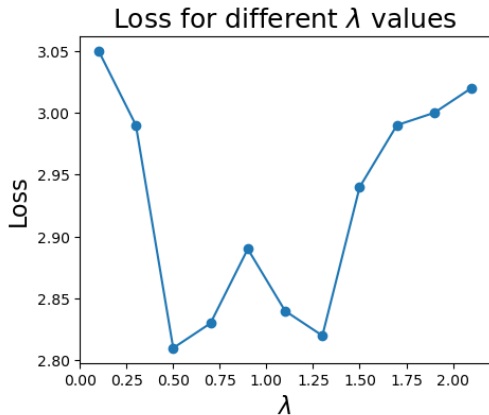


Figure 4. **Trend of the combined loss as a function of  $\lambda$ .** The model only ran 20 epochs, not fully trained. The minimum loss is observed at  $\lambda = 0.5$ .

Although the model was trained for only 20 epochs, the early-stage trends in the combined loss clearly show that this limited training is sufficient to assess the impact of  $\lambda$ . The minimum loss observed at  $\lambda = 0.5$  suggests that this value reasonably balances the two loss components, providing a solid basis for selecting it as the optimal setting.

Further training and a finer-grained parameter search are expected to fine-tune rather than dramatically alter this optimal balance.

#### B.2. Ablation Studies

**MaskAttn Module.** To assess the contribution of Mask Attention modules within our MaskAttn-UNet architecture, we conducted an ablation study by systematically removing these modules and evaluating the performance of the resulting baseline UNet. Both models were trained and tested on the COCO `panoptic_val2017` dataset, and their performance metrics are detailed in Table 5.

Model	mIoU (%)	PQ (%)	AP (%)
MaskAttn-UNet	45.3	35.7	31.5
UNet	33.8	20.1	13.8

Table 5. Performance comparison between MaskAttn-UNet and baseline UNet on COCO `panoptic_val2017` dataset.

The integration of Mask Attention modules led to substantial improvements across all evaluated metrics. Specifically, MaskAttn-UNet achieved a mean Intersection over Union (mIoU) of 45.3%, which is an **11.5%** relative increase over the baseline UNet’s 33.8%. In terms of Panoptic Quality (PQ), MaskAttn-UNet reached 35.7%, marking a **15.6%** relative improvement compared to the baseline’s 20.1%. Additionally, the Average Precision (AP) saw a significant enhancement, with MaskAttn-UNet obtaining 31.5%, corresponding to a **17.7%** incline over the baseline’s 13.8%. The remarkable improvements in mIoU, PQ, and AP suggest that Mask Attention modules enable the network to better capture spatial dependencies and contextual information, which are crucial for accurate segmentation. The significant enhancement in PQ and AP metrics indicates that the MaskAttn-UNet is particularly effective in distinguishing and accurately segmenting individual objects within complex scenes, a task where the baseline UNet exhibits limitations.

**Partial MaskAttn Module.** To evaluate the individual contributions of the attention mechanisms in our MaskAttn-UNet, we conducted experiments with two model variants: one that incorporates Mask Attention modules solely in the encoder and another that applies them only in the decoder. Table 6 presents the results on the COCO `panoptic_val2017` dataset.

Although the encoder-only variant yields slightly better performance compared to the decoder-only variant, both attention modules play complementary roles that are critical for the overall performance of MaskAttn-UNet. The encoder attention modules are particularly effective for low-resolution images, as they enhance the extraction of local details and fine features, which significantly improves

Variant	mIoU (%)	PQ (%)	AP (%)
Encoder-Only	38.1	24.3	18.8
Decoder-Only	36.7	23.6	17.0

Table 6. Performance of MaskAttn-UNet variants with attention applied exclusively in the encoder or decoder.

segmentation quality. On the other hand, decoder attention modules ensure that long-range dependencies are maintained during the reconstruction process, preserving global contextual information. Both variants surpassed traditional UNet by more than 5% in mIoU, 3% larger in PQ, and 5% incline in AP.

The full MaskAttn-UNet, which integrates attention in both the encoder and decoder, outperforms the individual variants by effectively combining local detail enhancement with global feature preservation. This synergy confirms that both encoder and decoder attention mechanisms are essential for achieving superior segmentation performance, as evidenced by the full model’s results (mIoU = 45.3%, PQ = 35.7%, AP = 31.5%).

Overall, our ablation study demonstrates that while encoder attention offers notable benefits on its own, the incorporation of both encoder and decoder attention modules is crucial for capturing the complete spectrum of spatial dependencies, leading to significant improvements in panoptic segmentation.

Model	mIoU (%)	PQ (%)	AP (%)
Self-Attention UNet [47]	41.2	30.9	26.7
MaskAttn-UNet (Ours)	45.3	35.7	31.5

Table 7. Comparison of segmentation performance between Self-Attention UNet and MaskAttn-UNet on COCO panoptic\_val2017.

**Mask Layer.** We also want to explore how the mask layer improves the attention module in image segmentation tasks. To explore this, we trained the self-attention Unet [47] on the same dataset, and the results are shown in Tab. 7. The self-attention Unet achieved a mIoU of 41.2%, a PQ of 30.9%, and an AP of 26.7%. In contrast, our MaskAttn-UNet, which integrates a dedicated mask layer into the attention module, obtained significantly improved metrics. The mask layer acts as a filter that suppresses irrelevant regions and reinforces salient spatial features, thereby addressing common limitations of self-attention in capturing fine-grained local details. This mechanism is particularly effective for low-resolution images, where precise local feature extraction is critical while still preserving long-range dependencies to maintain global context.

## Segmentation on Ultra-Low Image Resolutions

In many real-world applications, images are captured at resolutions lower than  $128 \times 128$ . Consequently, we tested our model at ultra-low resolutions to determine the minimal resolution at which reliable segmentation can be achieved. In practice, many low-cost UAVs and cameras capture images at resolutions of  $64 \times 64$ ,  $64 \times 48$ , and  $32 \times 32$  [46, 49]. For baseline comparison, we selected Mask2Former-R50 and Mask2Former-R101 because they demonstrated comparable performance on  $128 \times 128$  segmentation tasks. Table 8 reports the semantic segmentation performance (mIoU) of these models at ultra-low resolutions. Notably, our model is able to segment prominent objects at a resolution of  $64 \times 48$ , whereas the Mask2Former models achieve only around 10% mIoU at this resolution. At the extremely low resolution of  $32 \times 32$ , none of the models can produce reliable segmentation results, indicating that this resolution is below the effective threshold. Overall, these results suggest that our model maintains segmentation capabilities at lower resolutions where the baseline methods already struggle, thereby demonstrating its robustness in resource-constrained environments.

Method	Input Resolution		
	$64 \times 64$	$64 \times 48$	$32 \times 32$
Mask2Former-R50	31.4	8.7	1.3
Mask2Former-R101	33.5	11.2	1.9
<b>MaskAttn-UNet(Ours)</b>	41.3	17.1	2.2

Table 8. Semantic segmentation performance (mIoU) across different input resolutions. Our model reached resolution limits when resolution less than  $64 \times 48$ , whether other models struggled at  $64 \times 64$  resolution.

The visualization in Fig. 5 highlights the capability of MaskAttn-UNet to generate meaningful semantic segmentation results even at extremely low resolutions. At the  $64 \times 64$  resolution (Fig. 5(a)), object boundaries and primary structures remain clearly distinguishable, illustrating the model’s robustness in retaining crucial semantic information despite reduced input size. Remarkably, at the even lower resolution of  $64 \times 48$  (Fig. 5(b)), MaskAttn-UNet still successfully identifies primary objects, demonstrating its potential to capture coarse semantic cues under highly constrained conditions.

Although the segmentation at  $32 \times 32$  (Fig. 5(c)) resolution shows considerable information loss, the model can nonetheless roughly discern dominant objects, confirming its ability to leverage limited pixel information. These qualitative results reinforce the numerical performance trends, supporting the suitability of MaskAttn-UNet for practical applications where computational resources or sensor capabilities are severely limited.




Figure 5. **Visualization of low-resolution segmentation results**(a) Sample semantic segmentation on  $64 \times 64$  resolution. (b) Semantic segmentation on  $64 \times 48$  resolution.(c) Semantic segmentation on  $32 \times 32$  resolution.

### B.3. Analysis of Long-Range Dependency Capture

In order to quantitatively assess the long-range dependency capture of MaskAttn-UNet, we analyzed feature maps extracted from four key attention modules: *att1* (early encoder), *att3* (bottom encoder), *att4* (bottom decoder), and *att6* (top decoder). For each module, we computed the Hurst exponent, the scaling exponent from detrended fluctuation analysis (DFA), and the power spectral density (PSD) over a large subset of the COCO panoptic\_val2017 dataset.

**Hurst Exponent.** The Hurst exponent ( $H$ ) quantifies the presence of long-term memory in time series data [28, 38]. It evaluates whether a series tends to regress to the mean or shows persistent clustering [7, 12]. Formally, the value of  $H$  ranges from 0 to 1, with:

- $H = 0.5$ : representing a random walk with no long-range correlation.
- $H > 0.5$ : indicating persistent behavior, meaning that high values tend to follow high values, and low values tend to follow low values.
- $H < 0.5$ : indicating anti-persistent behavior, where val-

ues alternate frequently.

**Detrended Fluctuation Analysis (DFA).** DFA is a robust statistical method for identifying long-range correlations in non-stationary signals by analyzing fluctuations at multiple scales [11, 26, 45]. The main steps are:

1. Compute the integrated series by subtracting the mean from the original signal and taking the cumulative sum.
2. Segment this series into equal-length segments.
3. Fit and subtract a polynomial trend (typically linear) from each segment.
4. Calculate the root-mean-square fluctuation of each detrended segment.
5. Analyze the scaling relationship between segment lengths and average fluctuations.

A DFA exponent greater than 0.5 indicates persistent long-range correlations.

**Power Spectral Density (PSD).** PSD measures how signal variance (power) distributes over frequency components, providing insight into the signal’s correlation structure [25, 39]. For signals exhibiting long-range dependencies, PSD typically decays according to a power-law rela-

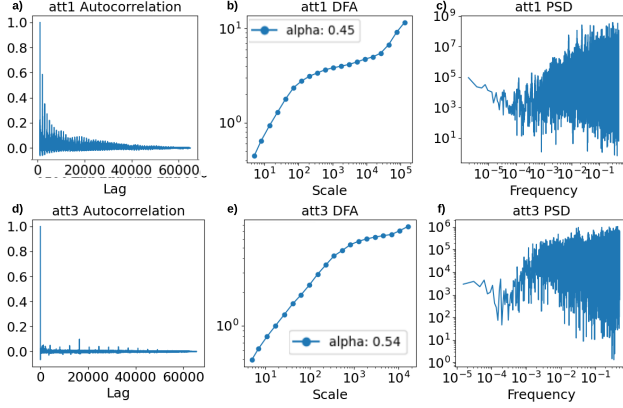


Figure 6. **Long-Range Dependency Analysis in the Encoder.** (a) Autocorrelation plot for the early encoder layer (*att1*) illustrating the decay of correlation with increasing lag. (b) DFA plot for *att1*, with the slope indicating the scaling behavior. (c) Power spectral density (PSD) plot for *att1* showing the distribution of power across frequencies. (d) Summary visualization of the Hurst exponent across encoder layers. (e) Summary visualization of the DFA exponent across encoder layers. (f) Combined metric overview for encoder long-range dependencies.

tionship:

$$S(f) \propto \frac{1}{f^\beta}, \quad (8)$$

where  $S(f)$  denotes power at frequency  $f$ , and  $\beta$  characterizes the correlation strength. Higher  $\beta$  values indicate stronger long-range correlations.

**Autocorrelation Function.** The autocorrelation function quantifies the similarity of a signal with a delayed version of itself, describing how quickly correlations decay over increasing lag [10, 20, 57]. Signals exhibiting long-range dependency typically display slow, power-law decay in autocorrelation.

Table 9 summarizes the average metrics obtained for each attention module:

Attention Module	Hurst Exponent	DFA Exponent
<i>att1</i> (Early Encoder)	0.628	0.459
<i>att3</i> (Bottom Encoder)	0.594	0.538
<i>att4</i> (Bottom Decoder)	0.597	0.501
<i>att6</i> (Top Decoder)	0.694	0.657

Table 9. Average Hurst and DFA Exponents for Different Attention Modules

As shown in Table 9, the early encoder layer (*att1*) exhibits a Hurst exponent of 0.628, indicating a moderate level of persistence in the feature maps at the initial stage of encoding. However, the corresponding DFA exponent is slightly lower (0.459), suggesting that while there is some global structure, local fluctuations are still prominent.

At the bottom of the encoder (*att3*), the Hurst exponent decreases modestly to 0.594 while the DFA exponent increases to 0.5379. This shift implies that the deepest encoder layer integrates more contextual information, leading to stronger long-range correlations, albeit still close to the 0.5 threshold.

In the decoder, the early stage (*att4*) shows similar behavior to the bottom encoder, with a Hurst exponent of 0.597 and a DFA exponent of 0.501. These values indicate that the decoder, at this stage, continues to preserve mid-range dependencies without fully emphasizing global coherence. Most notably, the top decoder layer (*att6*) exhibits the highest values among all modules, with a Hurst exponent of 0.694 and a DFA exponent of 0.657. These results suggest that the final decoder integrates a broader context across the entire image, thereby capturing stronger long-range dependencies. This is further illustrated in Figure 7, which shows the evolution of the feature correlation structure in the decoder stages.

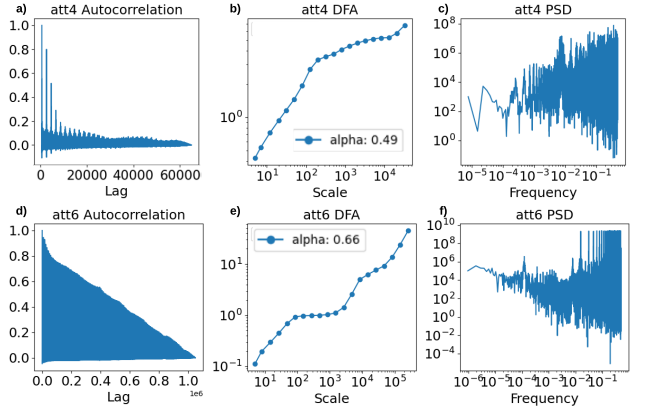


Figure 7. **Long-Range Dependency Analysis in the Decoder.** (a) Autocorrelation plot for the bottom decoder layer (*att4*) demonstrating the decay of correlation. (b) DFA plot for *att4*, with the slope reflecting the scaling exponent. (c) PSD plot for *att4* showing frequency-domain characteristics. (d) Summary visualization of the Hurst exponent across decoder layers. (e) Summary visualization of the DFA exponent across decoder layers. (f) Combined metric overview for decoder long-range dependencies, highlighting the high persistence in the top decoder layer (*att6*).

Figures 6 and 7 provide visual representations of the long-range dependency characteristics in the encoder and decoder, respectively. The encoder (Figure 6) illustrates that although early layers capture a significant amount of local detail, the global structure is enhanced deeper in the network. On the other hand, the decoder (Figure 7) reveals that the top-most layers effectively synthesize this local information to generate more globally coherent feature maps. Overall, the results demonstrate that MaskAttn-UNet progressively improves its long-range dependency capture abil-

ity throughout the network, with the top decoder layer (*att6*) achieving the strongest persistence. This capability is critical for segmentation tasks, as it allows the model to integrate contextual cues from distant regions while preserving fine-grained details.