

Understanding the Logical Capabilities of Large Language Models via Out-of-Context Representation Learning

Jonathan Shaki¹, Emanuele La Malfa², Michael Wooldridge² and Sarit Kraus¹

¹Bar-Ilan University

²University of Oxford

Abstract

We study the capabilities of Large Language Models (LLM) on binary relations, a ubiquitous concept in math employed in most reasoning, math and logic benchmarks. This work focuses on equality, inequality, and inclusion, along with the properties they satisfy, such as ir/reflexivity, a/symmetry, transitivity, and logical complexity (e.g., number of reasoning “hops”). We propose an alternative to in-context learning that trains only the representations of newly introduced tokens, namely out-of-context representation learning. This method mitigates linguistic biases already present in a model and, differently from in-context learning, does not rely on external information or illustrations. We argue out-of-context representation learning as a better alternative to in-context learning and fine-tuning to evaluate the capabilities of LLMs on logic tasks that are the building blocks of more complex reasoning benchmarks.

1 Introduction

A large number of works have investigated the reasoning capabilities of Large Language Models (LLM), spanning from math [Frieder *et al.*, 2023], logic [Kojima *et al.*, 2023; Pan *et al.*, 2023], planning [Guan *et al.*, 2023; Lin *et al.*, 2024; Valmeekam *et al.*, 2024], and, more recently, multi-agents problem solving [Li *et al.*, 2024]. The empirical evidence suggests that the larger a model and its training data are, the more capable the LLM is at handling *unseen* problems [Brown *et al.*, 2020; Kaplan *et al.*, 2020]. Complex problem-solving relies on the capabilities of a model to divide a problem into its sub-components and, similarly to a puzzle, provide the correct answer by integrating the correct solutions from each sub-task. This principle, known as *compositionality* [Dziri *et al.*, 2023], relies on the assumption that LLMs possess a core set of capabilities to solve each sub-task with low error probability. Most existing benchmarks focus on in-context reasoning, where the necessary information is explicitly provided within the prompt [McCoy *et al.*, 2023]. This approach offers insights into how models process information presented at inference time. Yet, in-context learning does

not assess the ability of LLMs to reason out-of-context, i.e., reasoning based on memorized knowledge encountered only during training.

While several works have explored out-of-context learning [Allen-Zhu and Li, 2023a; Hu *et al.*, 2024; Zhu *et al.*, 2024], they primarily focus on complex/high-order tasks, making it hard to identify the reasons behind a model’s success or failure. An example is [Berglund *et al.*, 2023], where the authors explored LLMs’ difficulty with reversal relations, summarized by its title “LLMs trained on “A is B” fail to learn “B is A”. The verb “is” can be interpreted as a binary relation or as a verb, introducing a confounder that makes it complex to judge whether a model captures the core properties of transitivity. While in logic, “A is B” and “B is C” imply “A is B”, from a linguistic perspective, “Students are Humans” and “Humans are Animals” pose some issues in deriving that “Students are Animals”, and it is thus hard to impute a model’s failure to its inability to handle transitivity properly. In addition, they tested whether a model generates A given B, instead of whether “A is B” evaluates true, implicitly assuming that only high-probability predictions are those that a model considers as veracious.

Motivated by this gap in the current literature, in this work, we study how well LLMs handle **binary relations**, a core concept in math that appears frequently in most problems LLMs excel at solving when provided with sufficient in-context information, yet fail when kept implicit, i.e., out-of-context [Nezhurina *et al.*, 2024]. Our research aims to ground the extent to which LLMs can reason out-of-context, specifically focusing on logical, relational reasoning. We propose an **out-of-context representation learning** technique that introduces new tokens in a model’s vocabulary and trains only their representations while leaving the other parameters unchanged. By training only the representation of unseen tokens, out-of-context representation learning allows us to (1) understand what reasoning capabilities are present in a model and (2) without relying on external guidance, e.g., in-context learning and/or illustrations [Wei *et al.*, 2022; Kojima *et al.*, 2023]. For the rest of the paper, we will refer to our technique as out-of-context representation learning, while fine-tuning, which trains the entire model and is also called out-of-context learning, will be referred to as

fine-tuning, to avoid confusion. Our experiment assesses a model’s capabilities on binary relations and their basic properties, such as reflexivity, symmetry, and transitivity.

In summary, in this paper, we:

- Assess the LLMs’ capabilities to handle binary relations out-of-context representation learning via minimal refinement of a model’s training parameters.
- Show that our technique is a more principled approach than in-context learning and fine-tuning, as it introduces new tokens, does not modify the model’s parameters and does not provide additional information in the input prompt.
- Analyze the learned representations, showing that the LLMs are able to encode useful information, such as encoding size relations similar to numbers, and group variables stated to be equal more closely.

The following sections review the current literature and formally introduce the binary relations and properties we test. In the experimental section, we discuss the results and compare them with in-context learning. We close the article with a discussion of the results and remarks on potential research directions.

2 Related Work

Several papers have explored fine-tuning learning for LLMs. For instance, [Allen-Zhu and Li, 2023a] trained GPT-2 on synthetic biographies and then tested its ability to answer fine-tuning questions about specified details. The model performed well after fine-tuning on such questions for biographies not included in the test set. [Allen-Zhu and Li, 2023b] advanced this approach by testing questions requiring reasoning, such as determining if someone was born in an even year. While the model performed well on simple tasks (e.g., even or odd birth years) after some fine-tuning, it struggled with more complex questions requiring operations like comparison or subtraction, performing only marginally better than random guessing regardless of fine-tuning. [Hu *et al.*, 2024; Zhu *et al.*, 2024] tested similar capabilities and reported poorer results, potentially due to a lack of fine-tuning or paraphrasing in the training data. [Treutlein *et al.*, 2024] investigated whether LLMs could make inferences from information spread across distinct training data, concluding that LLMs can sometimes actually perform *better* when fine-tuned than with in-context reasoning. Finally, [Berglund *et al.*, 2023] explored LLMs’ difficulty with reversal relations, summarized by its title “LLMs trained on A is B’ fail to learn B is A”. Similar findings are reported in the previously mentioned paper [Allen-Zhu and Li, 2023b]. Somewhat differently, but taking a more formal approach, [Mruthyunjaya *et al.*, 2023] evaluates the capability of LLMs to replicate well-defined properties such as symmetry on relevant data (e.g., if a model knows that Barack Obama is married to Michelle Obama, does it know that Michelle Obama is married to Barack Obama?). However, they do not train the model on new, synthetic data, hence the resulting patterns may be

the result of unknown biases in the training data. More papers tool similar approaches, mainly with multi-hop reasoning [Yang *et al.*, 2024; Yanaka *et al.*, 2021; Welbl *et al.*, 2018; Yang *et al.*, 2018].

3 Methodology

This section introduces the basic notation to describe a binary relation and an LLM. We then describe the out-of-context representation training methodology and how it differs from standard fine-tuning and in-context learning. We conclude the section with a brief overview of the dataset format.

Binary relation. We focus on three binary relations, namely **equality** ($=$), **inequality** ($<$), and **inclusion** (\subset). Each binary relation satisfies/violates several properties that are the object of our study, for example, **reflexivity**, **symmetry**, and **transitivity**, as well as other properties such as **irreflexivity**. For a finite set of elements E , the Cartesian product $E \times E$ identifies ordered pairs that satisfy a particular relation \mathbf{R} .¹

Consider, for example, equality and the set of natural numbers \mathbb{N} . For any $(e_1, e_2, e_3) \in \mathbb{N}$, $e_1 = e_2$ implies that $e_2 = e_1$ (symmetry); it also holds that $e_1 = e_1$ (reflexivity); finally $e_1 = e_2 \wedge e_2 = e_3 \implies e_1 = e_3$ (transitivity). On the other hand, $<$ preserves transitivity but fulfills irreflexivity and asymmetry, with the relation $e_1 < e_2 \wedge e_2 < e_3 \implies e_1 < e_3$ that accounts for transitivity, $e_1 < e_2 \implies e_2 \not< e_1$ for asymmetry, and $e_1 \not< e_1$ for irreflexivity.

Large Language Models. An LLM is a parametrized model ψ^θ , that maps elements/tokens from a discrete set, namely its vocabulary Σ , into a probability distribution over the same set, i.e., $\psi^\theta : \Sigma^* \rightarrow \mathbb{P}(\Sigma)$. The newly generated token can be appended to the input to generate longer sequences. With a small abuse of notation, we denote with \mathbf{x} and \mathbf{y} an input/output sequence. We also denote with $f : \Sigma \hookrightarrow \mathbb{R}^d$ the embedding that maps each discrete token in Σ to a real-value vector of dimension d . In our setting, an input \mathbf{x} expresses, in natural language and math, (1) a set of axioms sufficient to generalise on unseen test cases, i.e., $H \subset (E \times E) . H \models \mathbf{R}$, and (2) a question in the form $e_i \mathbf{R} e_j$ the model is expected to reply consistently with the ground truth label \mathbf{y} , i.e., true or false.

Out-of-context representation learning. We introduce new tokens to the model we test to represent the elements out-of-context, i.e., we augment the vocabulary Σ to represent, with tokens unseen at training time, the elements of the set E the relation \mathbf{R} maps. Formally, for an input \mathbf{x} that expresses a binary relation $e_1 \mathbf{R} e_2$, and its ground truth value \mathbf{y} (true/false) we aim to find:

$$\begin{aligned} \{(v_1, \varepsilon_1^*), (v_2, \varepsilon_2^*)\} \in \arg \min_{\{\varepsilon_1, \varepsilon_2\}} \mathcal{L}(\psi^\theta(\mathbf{x}), \mathbf{y}) \\ \text{s.t. } v_i \notin \Sigma \\ f(v_i) = \varepsilon_i^* \in \mathbb{R}^d \\ i \in [1, 2] \end{aligned} \quad (1)$$

¹These relations are often called *homogeneous*.

	In-context	Out-of-context Representation	Fine-tuning
Trained Parameters	0	nd	$ \theta $
In-context Information	$\{H, e_i \mathbf{R} e_j\}$	$e_i \mathbf{R} e_j$	$e_i \mathbf{R} e_j$

Table 1: A comparison of the number of training parameters and amount of extra information provided in the prompt for out-of-context representation learning in-context learning, and fine-tuning. In the out-of-context setting, n is the number of tokens added to the vocabulary, and d is the embedding dimension of the model. H is an encoding of the hypotheses to correctly solve a task, while θ are the parameters of a model. $e_i \mathbf{R} e_j$ is the property the model is asked to handle properly.

Where $\{(v_1, \varepsilon_1^*), (v_2, \varepsilon_2^*)\}$ is the set of tokens and representations added to the model to represent the elements of the relationship in (x, y) , while \mathcal{L} is the model’s training loss. Without loss of generality, this approach extends to multiple ordered pairs that define H . In practice, each token embedding is randomly initialised with its norm matching that of the other existing tokens and then optimised via gradient descent to minimise the above-reported problem.

In-context learning. We represent elements in the in-context experiments using Latin alphabet letters, ensuring each variable has a one-to-one token-to-embedding mapping: this ensures that no new tokens are introduced in Σ . The choice of the Latin vocabulary is purely conventional. Nothing prevents to use, for example, the Chinese logograms or any other character system.² For a question that tests a model’s capability to handle a binary relation on two variables a, b , we prepend a list of axioms H that is logically sufficient to answer correctly, i.e., $H \models a \mathbf{R} b$.

A comparison of the salient characteristics of out-of-context representation learning, in-context learning, and fine-tuning is reported in Table 1.

Dataset format. The data is formatted as a Q&A dataset as follows:

User:	Is $\langle a \rangle \mathbf{R} \langle b \rangle$?
System:	[Yes/No]

Out-of-context representation training focuses on the final token: the model is trained to output [Yes/No] given the entire preceding sentence but is not trained to output, for example, Is in response to User:.

As previous research suggests [Allen-Zhu and Li, 2023a; Allen-Zhu and Li, 2023b], we increase the question variety with paraphrases for training/test and each LLM’s system prompt. In addition, to have a balanced dataset, we introduce both positive and negative questions, such as:

²While one can use a combination of tokens to define each variable in a binary relationship (i.e., similarly to the out-of-context representation setting), this would introduce an unnecessary burden in the tokenization phase and potential drops in performance.

User:	Is it wrong that $\langle a \rangle \mathbf{R} \langle b \rangle$?
System:	[No/Yes]

In the next section, we introduce the experimental setup and the results we obtain by comparing out-of-context representation learning with in-context learning.

4 Experiments

In our experiments, we train Llama-3-8B [Grattafiori *et al.*, 2024] and Mistral-7B-v0.3 [Jiang *et al.*, 2023] with out-of-context representation learning, as introduced in Eq. 1. For each binary relation, namely strict total order, equality, and proper subset, we craft a training dataset that tests the model’s capability to handle one or more properties of such relation. The LLM is then tested on some questions that do not appear in the training, but for which the training set provides sufficient knowledge to solve them correctly. Each evaluation contains both true and false statements (i.e., the expected ground truth answer is [Yes/No]), expressed with different phrasing to enhance variety. We run each experiment 10 times with different initial random embeddings, then average the results. The out-of-context representation learning paradigm is implemented by introducing a new set of tokens $\{v_1, v_2, \dots, v_n\}$ (each paired with a dense representation ε) in the LLM’s vocabulary, and by training only each new token’s representation. While other works employ Chain of Thoughts [Wei *et al.*, 2022] to test the reasoning capabilities of LLMs [Berglund *et al.*, 2023; McCoy *et al.*, 2023], we do not employ it as the training does not contain any reasoning chain. Future works can address this limitation and check whether a model can generate chains of thought while not being explicitly trained to do so. In the next sections, we first introduce the salient details of each binary relation alongside the implementation details; we then discuss the results of our evaluation.

4.1 Inequality: Strict Total Order

We test the properties of inequality with the “smaller than” ($>$) relation. We build different training sets to test whether a model can generalise on the irreflexivity ($e_1 > e_2 \implies e_1 \not> e_2$), asymmetry ($e_1 \not> e_2$), and transitivity ($e_1 > e_2 \wedge e_2 > e_3 \implies e_1 > e_3$) properties of this relation.

Setting I. Minimal sufficient hypotheses. In this first setting, the model is given the minimum information required to derive all the answers for the test set successfully. The training data is the same for testing reflexivity, symmetry, and transitivity, and in the form $v_i < v_{i+1} : 1 \leq i < n$. For irreflexivity, we test a model with pairs in the form $v_i \not> v_i$; pairs are in the form $v_{i+1} \not> v_i$ for testing asymmetry; finally, tests are expressed in the form $v_i < v_j : j - i \geq 2$ for transitivity.

Setting II. Illustrative information. The second setting introduces more information than is strictly sufficient to derive the correct answer for test pairs. For example, the transitivity training set further includes samples to generalise on asymmetry, i.e., $v_j \not> v_i : i < j$, hence seeing whether the performance of the model is affected by the distance $j - i$ between the variables. When testing transitivity with asymmetry (and

irreflexivity) given, the training data includes pairs in the form $v_j \not\prec v_i : i < j$, that can be used to transitivity with pairs in the form $v_i < v_j, v_j \not\prec v_i : j - i \geq 2$. The illustrative settings allow the balancing of the number of positive and negative samples ([Yes/No] answers) and introduce contrastive examples that are expected to benefit the generalisation capabilities of a model.

4.2 Equality

We test the equality relation by employing the “equal to” (=) relation. The training data is in the form $v_1 = v_2, v_2 = v_3, \dots, v_{n-1} = v_n, v_n \neq u_1, u_2 = u_3, \dots, u_{n-1} = u_n$ where $v_i, u_i : 1 \leq i \leq n$ are unique tokens introduced in the out-of-context learning procedure as per Eq. 1.

Similarly to the strict total order, we introduce two settings: one minimal, with the training samples that specify the minimum sufficient information to properly handle the test cases, and one where the training samples introduce properties other than the one tested.

4.3 Inclusion: Proper Subset

We test the properties of inclusion with the “proper subset” (\subset) relation. The training data is in the form $v_1 \subset v_2, v_2 \subset v_3, \dots, v_{n-1} \subset v_n$, similarly $u_1 \subset u_2, u_2 \subset u_3, \dots, u_{n-1} \subset u_n$, and finally $v_1 \not\subset u_n$.

Similarly to the Strict total order and the Equality, we introduce two settings: one minimal, with the training samples that specify the minimum sufficient information to handle the test cases properly, and one where the training samples introduce properties other than the one tested.

5 Results

The average results over all experiments are summarized in table 2. We chose two concurrent baselines to conclude on a model’s capability to handle binary relations: the accuracy of a random classifier and that of a model that predicts an input being positive or negative with the same probability as the training data distribution. If an LLM is significantly better than both, we say the model succeeds in the task. If the model is significantly worse than both the baselines, we conclude that the model has failed. Otherwise, we say that the results are inconclusive.

Hence, for the minimum variation, both models performance lie between the baseline and random guess, hence are inconclusive; And the results for the illustrative settings are better than both the baseline and random guess, for both models. Llama-3-8B’s accuracy is better than that of Mistral-7B-v0.3. A more detail analysis of the performance on every experiment follows readily after.

Model	Settings	Average Accuracy	Baseline
Llama-3-8B	Minimum	0.45	0.39
Llama-3-8B	Illustrative	0.65	0.49
Mistral-7B-v0.3	Minimum	0.45	0.39
Mistral-7B-v0.3	Illustrative	0.6	0.49

Table 2: Average results over all experiments for both models.

It should first be noted that in the “minimum information” setting, the training and the test data are unbalanced by construction. For example, when testing transitivity, the training data only contains positive instances, and so is the test data. A success may also be caused by the model collapsing to giving the same answer, no matter what the input. We report the results in Tables 3, and 7, respectively for Llama-3-8B and Mistral-7B-v0.3.

The “illustrative information” setting mitigates this issue by adding additional information that is not directly useful for solving the test cases but adds diversity and balances the datasets.

The results for the “illustrative setting” are reported in Tables 4 and 5 for Llama-3-8B, and Tables 7 and 7 for Mistral-7B-v0.3: “V” marks a success (i.e., the model successfully learned the task and beats both the baselines), “X” a failure (the model failed on one of the baselines both), while “?” denotes that results are not statistically significant to conclude anything (we conducted a T-test for comparison and a Page’s trend test for trend analysis).

When testing in-context learning, there is no training distribution because we do not train the model, and we only compare the model to random guess. On the other hand, for most test cases, Llama and Mistral perform better in out-of-context representation learning than in in-context learning, a sign that our technique improves the model capabilities while being less intrusive and more efficient than LORA [Hu *et al.*, 2021].

Minimal and informative settings. Even if we train representations *ex novo*, both Llama and Mistral fail in the “minimal sufficient hypotheses” setting and mostly follow the baseline distribution, a sign that the best approximation of the properties the model is capable of is the one that emerges from the training statistics. In other words, LLMs still struggle to generalise on well-known mathematical properties without diverse data and contrastive examples. In fact, in the “illustrative information” setting, Llama-3-8B succeeds on all properties for all relations, except for reflexivity and the proper subset. While slightly worse, the performance of Mistral follows a similar trend.

When tested with in-context learning, i.e., the training data is provided as part of the prompt, Llama-3 succeed mostly on equality. Surprisingly, Mistral succeeds mostly on the strict total order and proper subset, except on transitivity where the model fails.

In the total order relation, the accuracy of Llama and Mistral increases as a function of the distance between the compared symbols, the so-called **distance effect**. Our results confirm what observed in [Shaki *et al.*, 2023], though they use pre-trained tokens that represent actual numbers. This effect mirrors a well-known phenomenon observed in people, who are known to respond faster and more accurately when comparing increasingly distant numbers [Moyer and Landauer, 1967; Van Opstal *et al.*, 2008; Van Opstal and Verguts, 2011]. This result is astounding.

ing in our context since the alleged number of reasoning steps needed to determine the correct answer increases as a function of the distance. A possible explanation, which we expand on in the next paragraph, is that the models encode a fuzzy routine to compare numbers where noise plays an increasingly marginal role for distant numbers.

Another interesting phenomenon that our experiments explain is that of the **reversal curse**, i.e., a model that fails to generalize “B is A” after learning “A is B” [Berglund *et al.*, 2023]. Our experiments show that Llama-3-8B and Mistral-7B-v0.3 (small models compared to larger LLMs such as Llama-3.1-405B) successfully learn symmetry (both in the minimum settings, and Llama-3-8B also in the illustrative settings). We argue that the reversal curse is a linguistics phenomenon caused by the intrinsic ambiguity of the term “is”, which serves alternatively as a sign of equality and as a copula in noun phrases. With proper training, as in our out-of-context representation learning, small models succeed at the task and are unaffected by this issue.

Learned representations. We analysed the learned representations in the “illustrative information” setting, i.e., when the model mostly succeeds in the task, with a two-dimensional PCA to reveal the dimensions of the max variation, i.e., those that elicit a stronger forward activation in the network. As reported in Figure 1, the projection of the newly introduced representations resembles that of the first 100 natural numbers, as per Figure 2. We hypothesise that for the total order relation, Llama learns to model asymmetry and transitivity similarly to how it does for natural numbers (i.e., by projecting the embeddings into a low-dimensional manifold that satisfies the two properties). We also observe similar representations in Mistral’s embeddings. On the other hand, symmetry and transitivity of the equality relation, as well as irreflexivity and transitivity of the proper subset relation, require a more straightforward representation, as per Figures 3 and 4. In this sense, out-of-context representation learning is efficient and suggests the existence of shared learning dynamics for similar problems/representations. It is also interesting to note that the averaged learned representations’ results (Tables 9 and 10) are similar to the average on each learned representation (average difference of +0.01 for llama, and of -0.02 for mistral). This is a known phenomena that occur when averaging models’ weights [Rame *et al.*, 2022; Izmailov *et al.*, 2018; Cha *et al.*, 2021], especially when the test data is out-of-distribution [Rame *et al.*, 2022] as in our case.

The analysis is that of the averaged learned embeddings over the multiple iterations we ran for each experiment. The patterns are not observable directly for single iteration.

6 Discussion and Open Questions

While in-context learning provides relevant information in the input prompt, fine-tuning modifies the weights of a model. The former tests the capability of a model to reason with external information; the latter optimises the model’s parameters and tests whether a model can learn such a property; yet, both in-context learning and fine-tuning are prone to the

bias of pre-existing tokens (see the discussion on the “reversal curse”), and fine-tuning can also incur in overfitting. On the other hand, out-of-context representation learning does not provide external information or change the model’s parameters. As long as one can introduce new tokens in a model, our technique serves as a way to assess a model’s capability on a task. While, in many cases, our approach succeeds and supports the hypothesis that LLMs can properly handle binary relations, it raises some questions when they fail or when results are inconclusive. In particular, inconclusive results in Tables 4 and 7 (marked with a “?” symbol) show that models behave ambiguously for asymmetry in strict total order, unless the elements involved are the farthest as per the initial hypotheses. Results support the hypothesis that the embedding representations learnt with our technique are noisy (see Figures 3 and 4) and thus subject to errors for short-distance comparisons. We plan to run more experiments on different tasks and with larger models.

7 Conclusions

This paper explores the ability of LLMs to reason about binary relationships through out-of-context representation learning. We assessed whether LLMs can generalise reasoning beyond in-context learning by examining relational properties such as reflexivity, symmetry, and transitivity. Our findings indicate that out-of-context representation learning allows for better generalization in most tasks we tested. Future research could test the robustness (or lack thereof) of out-of-context representation learning to data contamination by performing the same experiments after training the model on plain text representation of our experiments.

Relation	Property	Accuracy	Baseline
Total Order	Irreflexivity	0.09	0
Total Order	Asymmetry	0.01	0
Total Order	Transitivity {2, 3, 4, 5, 6, 7, 8, 9} hops	0.97, 0.98, 0.99, 0.97, 0.99, 0.97, 0.99, 0.97	1
Equality	Reflexivity	0.86	0.89
Equality	Symmetry	0.75	0.5
Equality	Transitivity {2, 3, 4} hops	0.62, 0.6, 0.46	0.5
Proper Subset	Irreflexivity	0.2	0.05
Proper Subset	Asymmetry	0.07	0.05
Proper Subset	Transitivity {2, 3, 4} hops	0.59, 0.52, 0.42	0.5

Table 3: Results for Llama-3-8B, out-of-context representation learning, minimum information settings.

Relation	Property	Accuracy	Success	Trend
Strict Total Order	Irreflexivity	0.58	V	None
Strict Total Order	Asymmetry distance of {1, 2, 3, 4, 5, 6, 7, 8, 9}	0.12, 0.17, 0.19, 0.32, 0.4, 0.45, 0.56, 0.78, 0.97	?, ?, ?, ?, ?, ?, ?, V, V	Increasing
Strict Total Order	Transitivity {2, 3, 4, 5, 6, 7, 8, 9} hops	0.61, 0.55, 0.61, 0.65, 0.65, 0.76, 0.9, 0.9	V, ?, V, V, V, V, V, V	Increasing
Equality	Reflexivity	0.98	V	None
Equality	Average symmetry distance of {1, 2, 3, 4}	0.62, 0.63, 0.68, 0.72	V, V, V, V	Increasing
Equality	Average transitivity {2, 3, 4} hops	0.57, 0.55, 0.45	V, ?, ?	Decreasing
Proper Subset	Irreflexivity	0.45	?	None
Proper Subset	Asymmetry distance of {1, 2, 3, 4}	0.65, 0.82, 0.89, 0.94	?, V, V, V	Increasing
Proper Subset	Average transitivity {2, 3, 4} hops	0.66, 0.63, 0.68	V, V, V	Not found

Table 4: Results for Llama-3-8B, out-of-context representation learning, illustrative information settings. Symbol “V” marks a success (i.e., the model successfully learned the task and beats both the baselines), “X” a failure (the model failed on both baselines), while “?” denotes that results are not statistically significant to conclude anything (we conducted a T-test for comparison and a Page’s trend test for trend analysis).

Relation	Property	Accuracy	Success	Trend
Strict Total Order	Irreflexivity	0.55	V	None
Strict Total Order	Asymmetry	0.48	X	None
Strict Total Order	Transitivity {2, 3, 4, 5, 6, 7, 8, 9} hops	0.39, 0.37, 0.37, 0.38, 0.37, 0.38, 0.38, 0.37	X, X, X, X, X, X, X, X	Not found
Equality	Reflexivity	0.9	V	None
Equality	Symmetry	0.81	V	None
Equality	Transitivity 2, 3, 4 hops	0.6, 0.51, 0.45	V, ?, X	Decreasing
Proper Subset	Irreflexivity	0.47	X	None
Proper Subset	Asymmetry	0.58	V	None
Proper Subset	Transitivity {2, 3, 4} hops	0.5, 0.5, 0.5	?, ?, ?	Not found

Table 5: Results for Llama-3-8B, in-context learning. Symbol “V” marks a success (i.e., the model successfully learned the task and beats random guess), “X” a failure, while “?” denotes that results are not statistically significant to conclude anything (we conducted a T-test for comparison and a Page’s trend test for trend analysis).

Relation	Property	Accuracy	Baseline
Total Order	Irreflexivity	0.17	0
Total Order	Asymmetry	0.03	0
Total Order	Transitivity {2, 3, 4, 5, 6, 7, 8, 9} hops	0.85, 0.97, 0.89, 0.93, 0.91, 0.92, 0.96, 0.84	1
Equality	Reflexivity	0.82	0.89
Equality	Symmetry	0.65	0.5
Equality	Transitivity {2, 3, 4} hops	0.65, 0.63, 0.51	0.5
Proper Subset	Irreflexivity	0.25	0.05
Proper Subset	Asymmetry	0.14	0.05
Proper Subset	Transitivity {2, 3, 4} hops	0.57, 0.5, 0.41	0.5

Table 6: Results for Mistral-7B-v0.3, out-of-context representation learning, minimum information settings.

Relation	Property	Accuracy	Success	Trend
Strict Total Order	Irreflexivity	0.46	?	None
Strict Total Order	Asymmetry distance of {1, 2, 3, 4, 5, 6, 7, 8, 9}	0.17, 0.24, 0.28, 0.35, 0.39, 0.4, 0.55, 0.65, 0.77	?, ?, ?, ?, ?, ?, ?, V, V	Increasing
Strict Total Order	Transitivity {2, 3, 4, 5, 6, 7, 8, 9} hops	0.56, 0.58, 0.52, 0.58, 0.65, 0.64, 0.75, 0.94	?, V, ?, ?, V, V, V, V	Increasing
Equality	Reflexivity	0.94	V	None
Equality	Average symmetry distance of 1, 2, 3, 4	0.48, 0.49, 0.46, 0.4	?, ?, ?, X	Decreasing
Equality	Average transitivity {2, 3, 4} hops	0.52, 0.51, 0.45	?, V, ?	Not found
Proper Subset	Irreflexivity	0.56	?	None
Proper Subset	Asymmetry distance of {1, 2, 3, 4}	0.73, 0.86, 0.93, 0.99	V, V, V, V	Increasing
Proper Subset	Average transitivity {2, 3, 4} hops	0.57, 0.54, 0.62	V, ?, V	Not found

Table 7: Results for Mistral-7B-v0.3, out-of-context representation learning, illustrative settings. Symbol “V” marks a success (i.e., the model successfully learned the task and beats both the baselines), “X” a failure (the model failed on both baselines), while “?” denotes that results are not statistically significant to conclude anything (we conducted a T-test for comparison and a Page’s trend test for trend analysis).

Relation	Property	Accuracy	Success	Trend
Strict Total Order	Irreflexivity	0.81	V	None
Strict Total Order	Asymmetry	0.55	V	None
Strict Total Order	Transitivity {2, 3, 4, 5, 6, 7, 8, 9} hops	0.44, 0.4, 0.41, 0.39, 0.38, 0.41, 0.42, 0.38	X, X, X, X, X, X, X, X	Decreasing
Equality	Reflexivity	0.41	X	None
Equality	Symmetry	0.52	?	None
Equality	Transitivity {2, 3, 4} hops	0.53, 0.51, 0.5	?, ?, ?	Not found
Proper Subset	Irreflexivity	0.83	V	None
Proper Subset	Asymmetry	0.79	V	None
Proper Subset	Transitivity {2, 3, 4} hops	0.5, 0.49, 0.49	?, ?, ?	Not found

Table 8: Results for Mistral-7B-v0.3, in-context learning. Symbol “V” marks a success (i.e., the model successfully learned the task and beats random guess), “X” a failure, while “?” denotes that results are not statistically significant to conclude anything (we conducted a T-test for comparison and a Page’s trend test for trend analysis).

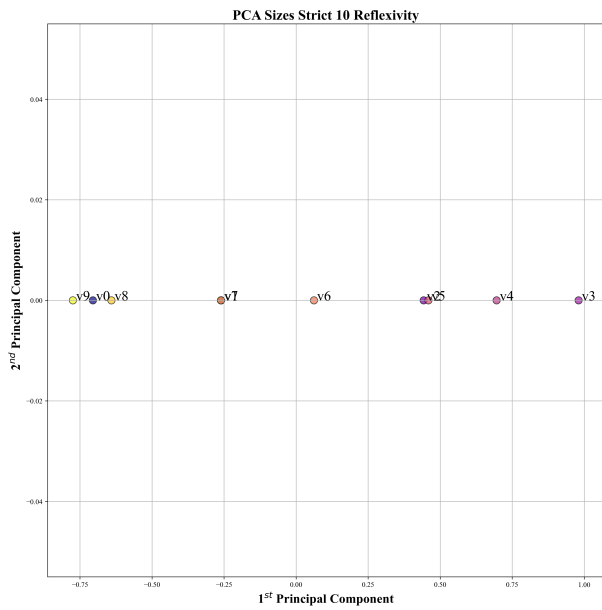


Figure 1: Llama-3 total order, where asymmetry and transitivity are given. The pattern where numbers appear along a circle by their order typically happens when projecting (regular) numbers embedded in llama. The same trend is observed with Mistral.

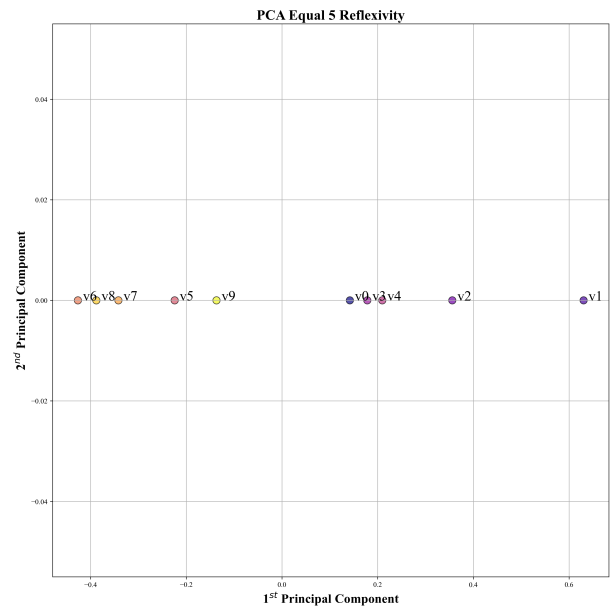


Figure 3: Llama-3, equality, where symmetry and transitivity are given. The equivalence classes are clear. This happens also when reflexivity and transitivity are given. The same trend is observed with Mistral.

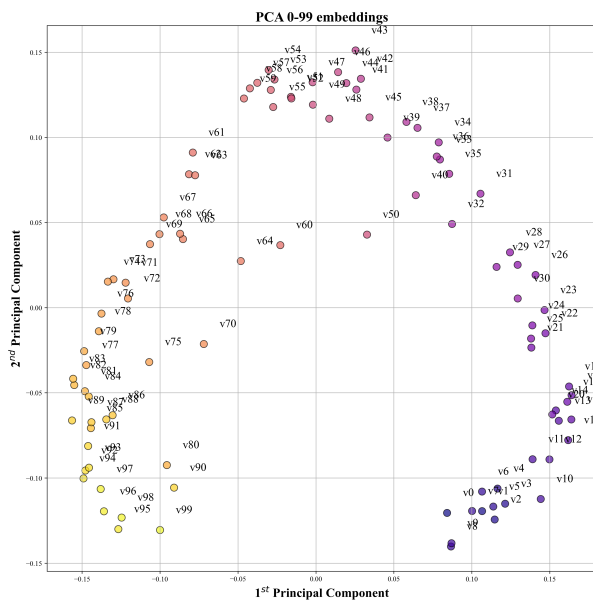


Figure 2: For comparison with Figure 1; PCA of the embeddings of 0 to 99.

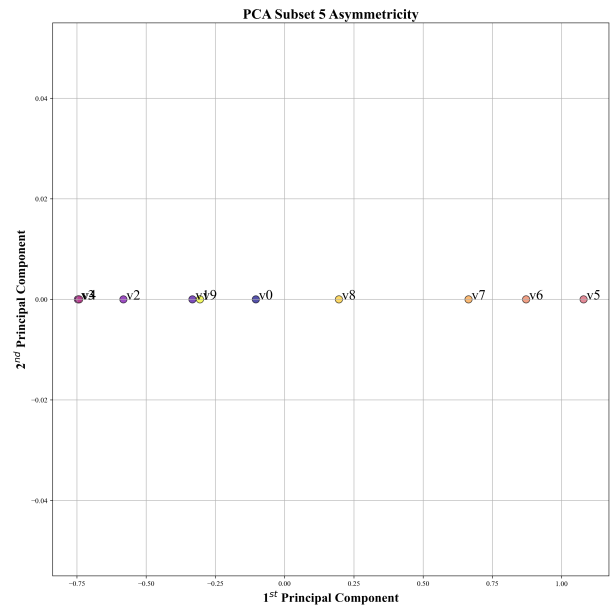


Figure 4: Llama-3 proper subset, where irreflexivity and transitivity are given. Groups that are contained by others are to their right. v0 is also to the right of v9, even though it is explicitly stated in the training data that it is not strictly contained in v9. The same trend is observed with Mistral.

References

- [Allen-Zhu and Li, 2023a] Zeyuan Allen-Zhu and Yuanzhi Li. Physics of language models: Part 3.1, knowledge storage and extraction. *arXiv preprint arXiv:2309.14316*, 2023.
- [Allen-Zhu and Li, 2023b] Zeyuan Allen-Zhu and Yuanzhi Li. Physics of language models: Part 3.2, knowledge manipulation. *arXiv preprint arXiv:2309.14402*, 2023.
- [Berglund *et al.*, 2023] Lukas Berglund, Meg Tong, Max Kaufmann, Mikita Balesni, Asa Cooper Stickland, Tomasz Korbak, and Owain Evans. The reversal curse: Lms trained on “a is b” fail to learn “b is a”. *arXiv preprint arXiv:2309.12288*, 2023.
- [Brown *et al.*, 2020] Tom B. Brown, Benjamin Mann, Nick Ryder, Melanie Subbiah, Jared Kaplan, Prafulla Dhariwal, Arvind Neelakantan, Pranav Shyam, Girish Sastry, Amanda Askell, Sandhini Agarwal, Ariel Herbert-Voss, Gretchen Krueger, Tom Henighan, Rewon Child, Aditya Ramesh, Daniel M. Ziegler, Jeffrey Wu, Clemens Winter, Christopher Hesse, Mark Chen, Eric Sigler, Mateusz Litwin, Scott Gray, Benjamin Chess, Jack Clark, Christopher Berner, Sam McCandlish, Alec Radford, Ilya Sutskever, and Dario Amodei. Language models are few-shot learners, 2020.
- [Cha *et al.*, 2021] Junbum Cha, Sanghyuk Chun, Kyungjae Lee, Han-Cheol Cho, Seunghyun Park, Yunsung Lee, and Sungrae Park. Swad: Domain generalization by seeking flat minima. *Advances in Neural Information Processing Systems*, 34:22405–22418, 2021.
- [Dziri *et al.*, 2023] Nouha Dziri, Ximing Lu, Melanie Sclar, Xiang Lorraine Li, Liwei Jiang, Bill Yuchen Lin, Peter West, Chandra Bhagavatula, Ronan Le Bras, Jena D. Hwang, Soumya Sanyal, Sean Welleck, Xiang Ren, Allyson Ettinger, Zaid Harchaoui, and Yejin Choi. Faith and fate: Limits of transformers on compositionality, 2023.
- [Frieder *et al.*, 2023] Simon Frieder, Luca Pinchetti, Alexis Chevalier, Ryan-Rhys Griffiths, Tommaso Salvatori, Thomas Lukasiewicz, Philipp Christian Petersen, and Julius Berner. Mathematical capabilities of chatgpt, 2023.
- [Grattafiori *et al.*, 2024] Aaron Grattafiori, Abhimanyu Dubey, Abhinav Jauhri, and et al. The llama 3 herd of models, 2024.
- [Guan *et al.*, 2023] Lin Guan, Karthik Valmeekam, Sarath Sreedharan, and Subbarao Kambhampati. Leveraging pre-trained large language models to construct and utilize world models for model-based task planning. *Advances in Neural Information Processing Systems*, 36:79081–79094, 2023.
- [Hu *et al.*, 2021] Edward J. Hu, Yelong Shen, Phillip Wallis, Zeyuan Allen-Zhu, Yuanzhi Li, Shean Wang, Lu Wang, and Weizhu Chen. Lora: Low-rank adaptation of large language models, 2021.
- [Hu *et al.*, 2024] Peng Hu, Changjiang Gao, Ruiqi Gao, Jijun Chen, and Shujian Huang. Limited out-of-context knowledge reasoning in large language models. *arXiv preprint arXiv:2406.07393*, 2024.
- [Izmailov *et al.*, 2018] Pavel Izmailov, Dmitrii Podoprikin, Timur Garipov, Dmitry Vetrov, and Andrew Gordon Wilson. Averaging weights leads to wider optima and better generalization. *arXiv preprint arXiv:1803.05407*, 2018.
- [Jiang *et al.*, 2023] Albert Q. Jiang, Alexandre Sablayrolles, Arthur Mensch, Chris Bamford, Devendra Singh Chaplot, Diego de las Casas, Florian Bressand, Gianna Lengyel, Guillaume Lample, Lucile Saulnier, Léo Renard Lavaud, Marie-Anne Lachaux, Pierre Stock, Teven Le Scao, Thibaut Lavril, Thomas Wang, Timothée Lacroix, and William El Sayed. Mistral 7b, 2023.
- [Kaplan *et al.*, 2020] Jared Kaplan, Sam McCandlish, Tom Henighan, Tom B Brown, Benjamin Chess, Rewon Child, Scott Gray, Alec Radford, Jeffrey Wu, and Dario Amodei. Scaling laws for neural language models. *arXiv preprint arXiv:2001.08361*, 2020.
- [Kojima *et al.*, 2023] Takeshi Kojima, Shixiang Shane Gu, Machel Reid, Yutaka Matsuo, and Yusuke Iwasawa. Large language models are zero-shot reasoners, 2023.
- [Li *et al.*, 2024] Junyou Li, Qin Zhang, Yangbin Yu, Qiang Fu, and Deheng Ye. More agents is all you need, 2024.
- [Lin *et al.*, 2024] Fangru Lin, Emanuele La Malfa, Valentin Hofmann, Elle Michelle Yang, Anthony Cohn, and Janet B. Pierrehumbert. Graph-enhanced large language models in asynchronous plan reasoning, 2024.
- [McCoy *et al.*, 2023] R. Thomas McCoy, Shunyu Yao, Dan Friedman, Matthew Hardy, and Thomas L. Griffiths. Embers of autoregression: Understanding large language models through the problem they are trained to solve, 2023.
- [Moyer and Landauer, 1967] Robert S Moyer and Thomas K Landauer. Time required for judgements of numerical inequality. *Nature*, 215(5109):1519–1520, 1967.
- [Mruthunjaya *et al.*, 2023] Vishwas Mruthunjaya, Pouya Pezeshkpour, Estevam Hruschka, and Nikita Bhutani. Re-thinking language models as symbolic knowledge graphs. *arXiv preprint arXiv:2308.13676*, 2023.
- [Nezhurina *et al.*, 2024] Marianna Nezhurina, Lucia Cipolina-Kun, Mehdi Cherti, and Jenia Jitsev. Alice in wonderland: Simple tasks showing complete reasoning breakdown in state-of-the-art large language models, 2024.
- [Pan *et al.*, 2023] Liangming Pan, Alon Albalak, Xinyi Wang, and William Yang Wang. Logic-lm: Empowering large language models with symbolic solvers for faithful logical reasoning. *arXiv preprint arXiv:2305.12295*, 2023.
- [Rame *et al.*, 2022] Alexandre Rame, Matthieu Kirchmeyer, Thibaud Rahier, Alain Rakotomamonjy, Patrick Gallinari, and Matthieu Cord. Diverse weight averaging for out-of-distribution generalization. *Advances in Neural Information Processing Systems*, 35:10821–10836, 2022.
- [Shaki *et al.*, 2023] Jonathan Shaki, Sarit Kraus, and Michael Wooldridge. Cognitive effects in large language

- models. In *ECAI 2023*, pages 2105–2112. IOS Press, 2023.
- [Treutlein *et al.*, 2024] Johannes Treutlein, Dami Choi, Jan Betley, Cem Anil, Samuel Marks, Roger Baker Grosse, and Owain Evans. Connecting the dots: Llms can infer and verbalize latent structure from disparate training data. *arXiv preprint arXiv:2406.14546*, 2024.
- [Valmeekam *et al.*, 2024] Karthik Valmeekam, Matthew Marquez, Alberto Olmo, Sarath Sreedharan, and Subbarao Kambhampati. Planbench: An extensible benchmark for evaluating large language models on planning and reasoning about change. *Advances in Neural Information Processing Systems*, 36, 2024.
- [Van Opstal and Verguts, 2011] Filip Van Opstal and Tom Verguts. The origins of the numerical distance effect: The same–different task. *Journal of Cognitive Psychology*, 23(1):112–120, 2011.
- [Van Opstal *et al.*, 2008] Filip Van Opstal, Wim Gevers, Wendy De Moor, and Tom Verguts. Dissecting the symbolic distance effect: Comparison and priming effects in numerical and nonnumerical orders. *Psychonomic Bulletin & Review*, 15:419–425, 2008.
- [Wei *et al.*, 2022] Jason Wei, Xuezhi Wang, Dale Schuurmans, Maarten Bosma, Fei Xia, Ed Chi, Quoc V Le, Denny Zhou, et al. Chain-of-thought prompting elicits reasoning in large language models. *Advances in neural information processing systems*, 35:24824–24837, 2022.
- [Welbl *et al.*, 2018] Johannes Welbl, Pontus Stenetorp, and Sebastian Riedel. Constructing datasets for multi-hop reading comprehension across documents. *Transactions of the Association for Computational Linguistics*, 6:287–302, 2018.
- [Yanaka *et al.*, 2021] Hitomi Yanaka, Koji Mineshima, and Kentaro Inui. Exploring transitivity in neural nli models through veridicality. *arXiv preprint arXiv:2101.10713*, 2021.
- [Yang *et al.*, 2018] Zhilin Yang, Peng Qi, Saizheng Zhang, Yoshua Bengio, William W Cohen, Ruslan Salakhutdinov, and Christopher D Manning. Hotpotqa: A dataset for diverse, explainable multi-hop question answering. *arXiv preprint arXiv:1809.09600*, 2018.
- [Yang *et al.*, 2024] Sohee Yang, Elena Gribovskaya, Nora Kassner, Mor Geva, and Sebastian Riedel. Do large language models latently perform multi-hop reasoning? *arXiv preprint arXiv:2402.16837*, 2024.
- [Zhu *et al.*, 2024] Tongyao Zhu, Qian Liu, Liang Pang, Zhengbao Jiang, Min-Yen Kan, and Min Lin. Beyond memorization: The challenge of random memory access in language models. *arXiv preprint arXiv:2403.07805*, 2024.

8 Appendix

8.1 Averaged Tokens Results

We report in Tables 9 and 10 results for the averaged learned representations. As the reader remembers, each out-of-context experiment was ran 10 times, resulting in 10 learned representations. We average them all, and then test the model in the standard manner.

Relation	Property	Other properties are given	Accuracy	Baseline
Total order	Irreflexivity	No	0.12	0
Total order	Asymmetry	No	0.03	0
Total order	Transitivity {2, 3, 4, 5, 6, 7, 8, 9} hops	No	0.99, 0.98, 0.99, 0.95, 0.97, 0.98, 0.96, 0.98	1
Total order	Irreflexivity	Yes	0.65	0.5
Total order	Asymmetry distance of {1, 2, 3, 4, 5, 6, 7, 8, 9}	Yes	0.18, 0.18, 0.38, 0.26, 0.58, 0.59, 0.46, 0.96, 1.0	0.18
Total order	Transitivity {2, 3, 4, 5, 6, 7, 8, 9} hops	Yes	0.69, 0.59, 0.62, 0.61, 0.71, 0.9, 0.96, 1.0	0.5
Equality	Reflexivity	No	0.95	0.89
Equality	Average symmetry	No	0.47	0.5
Equality	Average transitivity {2, 3, 4} hops	No	0.54, 0.63, 0.58	0.5
Equality	Reflexivity	Yes	1.0	0.44
Equality	Average symmetry {1, 2, 3, 4} hops	Yes	0.79, 0.86, 0.87, 0.89	0.5
Equality	Average transitivity {2, 3, 4} hops	Yes	0.51, 0.49, 0.5	0.5
Proper Subset	Irreflexivity	No	0.15	0.05
Proper Subset	Asymmetry	No	0.07	0.05
Proper Subset	Average transitivity {2, 3, 4} hops	No	0.53, 0.41, 0.5	0.5
Proper Subset	Irreflexivity	Yes	0.45	0.68
Proper Subset	Asymmetry distance of {1, 2, 3, 4}	Yes	0.87, 0.96, 0.98, 0.76	0.57
Proper Subset	Average transitivity {2, 3, 4} hops	Yes	0.67, 0.55, 0.33	0.5

Table 9: Results for Llama-3-8B, out-of-context learning, averaged tokens.

Relation	Property	Other properties are given	Accuracy	Baseline
Total order	Irreflexivity	No	0.19	0
Total order	Asymmetry	No	0.14	0
Total order	Transitivity {2, 3, 4, 5, 6, 7, 8, 9} hops	No	0.87, 0.89, 0.82, 0.88, 0.85, 0.95, 1.0, 0.84	1
Total order	Irreflexivity	Yes	0.23	0.5
Total order	Asymmetry distance of {1, 2, 3, 4, 5, 6, 7, 8, 9}	Yes	0.18, 0.3, 0.36, 0.49, 0.51, 0.69, 0.82, 0.94, 1.0	0.18
Total order	Transitivity {2, 3, 4, 5, 6, 7, 8, 9} hops	Yes	0.58, 0.56, 0.63, 0.52, 0.5, 0.63, 0.64, 1.0	0.5
Equality	Reflexivity	No	0.82	0.89
Equality	Average symmetry	No	0.47	0.5
Equality	Average transitivity {2, 3, 4} hops	No	0.72, 0.72, 0.56	0.5
Equality	Reflexivity	Yes	0.16	0.44
Equality	Average symmetry {1, 2, 3, 4} hops	Yes	0.49, 0.53, 0.48, 0.35	0.5
Equality	Average transitivity {2, 3, 4} hops	Yes	0.5, 0.5, 0.5	0.5
Proper subset	Irreflexivity	No	0.38	0.05
Proper subset	Asymmetry	No	0.36	0.05
Proper subset	Average transitivity {2, 3, 4} hops	No	0.61, 0.36, 0.38	0.5
Proper subset	Irreflexivity	Yes	0.67	0.68
Proper subset	Asymmetry distance of {1, 2, 3, 4}	Yes	0.9, 0.98, 1.0, 1.0	0.57
Proper subset	Average transitivity {2, 3, 4} hops	Yes	0.59, 0.63, 0.66	0.5

Table 10: Results for Mistral-7B-v0.3, out-of-context learning, averaged tokens.