

# Automatic Association of Quality Requirements and Quantifiable Metrics for Cloud Security Certification

John Bianchi<sup>1</sup>, Shuya Dong<sup>2,3</sup>, Luca Petrillo<sup>2,1</sup> and Marinella Petrocchi<sup>1,2</sup>

<sup>1</sup>*Institute for informatics and telematics (IIT-CNR), Pisa, Italy*

<sup>2</sup>*IMT School for Advanced Studies Lucca, Lucca, Italy*

<sup>3</sup>*Sapienza University of Rome, Rome, Italy*

## Abstract

The European Cybersecurity Certification Scheme for Cloud Services (EUCS) is one of the first cybersecurity schemes in Europe, defined by the European Union Agency for Cybersecurity (ENISA). It aims to encourage cloud providers to strengthen their cybersecurity policies in order to receive an official seal of approval from European authorities. EUCS defines a set of security requirements that the cloud provider must meet, in whole or in part, in order to achieve the security certification. The requirements are written in natural language and cover every aspect of security in the cloud environment, from logging access to protecting the system with anti-malware tools to training staff. Operationally, each requirement is associated with one or more evaluable metrics. For example, a requirement to monitor access attempts to a service will have associated metrics that take into account the number of accesses, the number of access attempts, who is accessing, and what resources are being used. Partners in the European project Medina, which ended in October 2023, defined 163 metrics and manually mapped them to 70 EUCS requirements. Manual mapping is intuitively a long and costly process in terms of human resources. This paper proposes an approach based on Sentence Transformers to automatically associate requirements and metrics. In terms of correctness of associations, the proposed method achieves a Normalized Discounted Cumulative Gain of 0.640, improving a previous experiment by 0.146 points.

## Keywords

Cloud Computing Security, European Cybersecurity Certification Scheme for Cloud Services (EUCS), Sentence Transformers, Natural Language Processing, Automatic Regulatory Compliance

## 1. Introduction

The rapid expansion of cloud computing has brought significant benefits in terms of scalability, cost-efficiency, and accessibility. However, this growth has also introduced complex cybersecurity challenges that must be addressed to ensure the safety and privacy of data in the cloud. Recognizing the importance of securing cloud services, regulatory bodies across the globe have defined stringent certification schemes to enforce robust security standards. One such initiative leads to the European Cybersecurity Certification Scheme for Cloud Services (EUCS)<sup>1</sup>, which is part of the broader framework established under the EU Cybersecurity Act<sup>2</sup>. The EUCS aims to harmonize cybersecurity practices across Europe, providing a structured approach for assessing and certifying the security of cloud services.

For cloud providers, complying with these regulatory requirements is crucial not only to gain certification but also to maintain trust with customers and stakeholders. However, the process of demonstrating compliance with requirements dictated by a certification scheme is still manual, time-consuming, and prone to errors.

---

*Submission to the 4th Italian Workshop on Artificial Intelligence and Applications for Business and Industries - AIABI*

✉ john.bianchi@imtlucca.it (J. Bianchi); dong.1885592@studenti.uniroma1.it (S. Dong); luca.petrillo@imtlucca.it (L. Petrillo); marinella.petrocchi@iit.cnr.it (M. Petrocchi)

🌐 <https://sysma.imtlucca.it/people> (J. Bianchi); <https://www.iit.cnr.it/en/luca.petrillo/> (L. Petrillo);

<https://www.iit.cnr.it/en/marinella.petrocchi/> (M. Petrocchi)

🆔 0009-0006-2582-1480 (J. Bianchi); 0009-0003-3660-2126 (S. Dong); 0009-0000-3616-9244 (L. Petrillo); 0000-0003-0591-877X (M. Petrocchi)



© 2024 Copyright for this paper by its authors. Use permitted under Creative Commons License Attribution 4.0 International (CC BY 4.0).

<sup>1</sup><https://www.enisa.europa.eu/publications/eucs-cloud-service-scheme> ENISA, “EUCS – Cloud Services Scheme,” Draft version [1]. All urls have been lastly accessed on September 24, 2024.

<sup>2</sup><https://digital-strategy.ec.europa.eu/en/policies/cybersecurity-act>

The traditional approach requires cloud providers to manually map regulatory requirements, dictated by the certification scheme in natural language, to specific quantifiable metrics, assess whether these metrics are met, and generate the necessary documentation for certification. The manual mapping poses several challenges, including the difficulty of staying updated with evolving regulations, the potential for human error in interpretation, and the inefficiency of repetitive tasks.

Automating the association between regulatory requirements, such as those specified by the EUCS, and the corresponding metrics for measuring compliance offers a promising solution to these challenges. Automation can streamline the compliance process, ensuring that cloud providers can quickly and accurately demonstrate adherence to regulatory standards. By leveraging automated tools, cloud providers can reduce the time and resources required for compliance, minimize the risk of human error, and enhance their ability to respond to regulatory changes. Moreover, automation can provide continuous monitoring and real-time reporting, enabling cloud providers to maintain a high level of security assurance and readiness for certification audits.

This paper explores the advantages of automating the association between regulatory requirements and quantifiable metrics in the context of cloud cybersecurity certification. In particular, we consider part of the security requirements of the EUCS draft version 2020 [1] and all the 163 metrics defined and associated with them by the partners of the European project Medina, which ended in October 2023<sup>3</sup>.

By using a sentence transformer approach, we are able to improve the results of a previous attempt that instead used a feature vector representation and a clustering technique to associate requirements and metrics. In terms of correctness of associations, the proposed method achieves a Normalized Discounted Cumulative Gain of 0.640, improving the previous result by 0.146 points.

This initial proposal contributes to the development of more efficient and reliable methods for achieving regulatory compliance in the cloud computing domain.

## 2. The European Cybersecurity Certification Scheme for Cloud Services

The draft version of the European Cybersecurity Certification Scheme for Cloud Services (EUCS) [1], aimed at certifying cloud services with respect to cybersecurity guarantees, was made available for public review in December 2020<sup>4</sup>.

The EUCS is the second certification scheme developed under the framework of the EU Cybersecurity Act (EU CSA) [3]. In response to a request from the European Commission in November 2020, ENISA formed an ad-hoc working group representing various stakeholders (such as industry professionals, auditors, and academia) to aid in developing the candidate certification scheme for cloud services.

The EUCS is informed by several key sources, including the recommendations from the expert group CSPCERT [4], BSI C5 [5], SecNumCloud [6], and various ISO standards.

The EUCS adheres to the three security levels outlined in Article 52(6) of the EU CSA, which are ‘basic,’ ‘substantial,’ and ‘high.’ In this framework, the cloud services’ security requirements and the corresponding assessments increase in complexity across these levels, in terms of scope, rigour, and depth. According to the EUCS draft candidate version, *the requirements at level ‘high’ are demanding and align closely with state-of-the-art practices, while those at level ‘basic’ establish a minimum acceptable standard for cloud cybersecurity.*

The EUCS candidate scheme defines 20 categories of security requirements, as well as their objectives.

---

<sup>3</sup>Medina: Security framework to achieve a continuous audit-based certification in compliance with the EU-wide cloud security certification scheme <https://medina-project.eu/>

<sup>4</sup>There is also a more recent draft version published by Enisa in August 2022 [2]. This version is not publicly available, but has been made available to the Medina Consortium for research purposes.

## Technical metrics

#	ReqID	Control	Source	Metric	Description	Scale	Op.	Target Value	Value Datatype	Int (h)	Resource Type	Security Feature
1	OPS-05.3H	Protection against malware – Implementation	EUCS	MalwareProtectionEnabled	This metric is used to assess if the antimlware solution is enabled on the respective resource	[true, false]	==	true	Boolean	1	VirtualMachine	malwareProtection.enabled
2	OPS-05.3H	PROTECTION AGAINST MALWARE – IMPLEMENTATION	EUCS	NumberOfThreatsFound	This metric is used to assess if the antimlware solution reports no irregularities	[0, ...]	==	0	Integer	1	VirtualMachine	malwareProtection.numberOfThreatsFound
3	OPS-07.2H	DATA BACKUP AND RECOVERY – MONITORING	EUCS	BackupEnabled	This metric is used to assess if backups are enabled for a cloud service/asset	[true, false]	==	true	Boolean	1	Storage	backup.enabled
4	OPS-07.2H	DATA BACKUP AND RECOVERY – MONITORING	EUCS	BackupRetentionSet	This metric is used to assess the configured backup retention (days) on a cloud service/asset	[0, ...]	>	35	Integer	24	Storage	backup.retentionPeriod
5	OPS-13.1H	LOGGING AND MONITORING – IDENTIFICATION OF EVENTS	EUCS	AnomalyDetectionEnabled	This metric is used to assess if Anomaly Detection is enabled for the cloud service/asset	[true, false]	==	true	Boolean	1	NetworkService	anomalyDetection.enabled
6	OPS-13.1H	LOGGING AND MONITORING – IDENTIFICATION OF EVENTS	EUCS	ActivityLoggingEnabled	This metric is used to assess if activity logs are enabled for the cloud service/asset.	[true, false]	==	true	Boolean	1	VirtualMachine	activityLogging.enabled
7	OPS-13.1H	LOGGING AND MONITORING – IDENTIFICATION OF EVENTS	EUCS	ApplicationLoggingEnabled	This metric is used to assess if Application logs are enabled for the cloud service/asset.	[true, false]	==	true	Boolean	1	VirtualMachine	applicationLogging.enabled
8	OPS-13.1H	LOGGING AND MONITORING – IDENTIFICATION OF EVENTS	EUCS	BootLoggingEnabled	This metric is used to assess if Boot logs are enabled for the cloud service/asset.	[true, false]	==	true	Boolean	1	VirtualMachine	bootLogging.enabled
9	OPS-13.1H	LOGGING AND MONITORING – IDENTIFICATION OF EVENTS	EUCS	OSLoggingEnabled	This metric is used to assess if OS logs are enabled for the cloud service/asset.	[true, false]	==	true	Boolean	1	VirtualMachine	osLogging.enabled
10	OPS-13.1H	LOGGING AND MONITORING – IDENTIFICATION OF EVENTS	EUCS	BootLoggingRetention	This metric is used to assess the configured log retention (days) on a cloud service/asset	[0, ..., 99]	>	7	Integer	1	VirtualMachine	bootLogging.retentionPeriod
11	OPS-13.1H	LOGGING AND MONITORING – IDENTIFICATION OF EVENTS	EUCS	OSLoggingRetention	This metric is used to assess the configured log retention (days) on a cloud service/asset	[0, ..., 99]	>	7	Integer	1	VirtualMachine	osLogging.retentionPeriod
12	OPS-18.6H	MANAGING VULNERABILITIES, MALFUNCTIONS AND ERRORS – ONLINE REGISTERS	EUCS	AutomaticUpdatesEnabled	This metric is used to assess if automatic updates are enabled for the cloud service/asset	[true, false]	==	true	Boolean	24	VirtualMachine	automaticUpdates.enabled
13	OPS-18.6H	MANAGING VULNERABILITIES, MALFUNCTIONS AND ERRORS – ONLINE REGISTERS	EUCS	AutomaticUpdatesInterval	This metric is used to assess the update interval of automatic updates for the cloud service/asset	[1, ..., 365]	<=	7	Integer	24	VirtualMachine	automaticUpdates.interval
14	OPS-21.1H	MANAGING VULNERABILITIES, MALFUNCTIONS AND ERRORS – SYSTEM HARDENING	EUCS	TLSVersion	This metric is used to assess if state-of-the-art encryption protocols are used for traffic served from public networks	[1.0, 1.1, 1.2, 1.3]	>	1.2	String	1	NetworkService	transportEncryption.tlsVersion

**Figure 1:** Examples of associations between requirements and metrics in EUCS (Property of the Medina consortium, Deliverable 2.2 [7])

## 2.1. Security requirements and security metrics

In IT security, requirements and metrics are crucial in establishing and maintaining robust security schemes. Requirements refer to the conditions that must be fulfilled for a process to achieve its security objectives. Metrics provide quantifiable measures that help organizations assess the effectiveness of the requirements, ensuring thus compliance with established security standards. A real-world example is in the context of a project risk management; having precise security requirements is essential for defining proper threats, while metrics are crucial for measuring if countermeasures have been taken to avoid them, so determining the success of the project outcomes. A metric value is usually compared to a baseline value which defines the threshold not to be exceeded (or below which not to fall) to effectively manage and mitigate security risks while ensuring that security measures align with business objectives. Metrics can be specified over a period, such as six months or a year, as they must produce quantifiable information for comparison purposes. Metrics are frequently expressed as percentages, numbers (integers or reals), booleans, or reference values inside an interval (scales). They also often have formulas. When using continuous monitoring techniques, it is crucial to specify how frequently a metric value is collected. Measurements must be easily obtained, and the method must be repeatable, consistent, and reproducible for them to be relevant.

Thus, it becomes essential to associate metrics with requirements, since metrics provide a quantitative basis to assess whether a security requirement is being met. This helps organizations evaluate their security measures' effectiveness and identify areas for improvement. The association allows for informed decision-making regarding resource allocation and prioritization of security initiatives. Additionally, many industries are subject to regulatory requirements that mandate specific security measures. Metrics help demonstrate compliance with these regulations, ensuring accountability and transparency in security practices.

## 2.2. From manual to automatic associaton

As anticipated in the introduction, a manual mapping of a subset of the UECS requirements to a set of metrics has been performed by the MEDINA consortium partners. The Appendix of the Medina Deliverable 2.2 [7] shows all defined metrics and the requirements to which they have been mapped. In Figure 1, we show an excerpt of such associations (taken from Deliverable 2.2). The Metric column shows the name given to the metric, the Description column gives its textual description, and the ReqID column is the identifier of the requirement to which the metric is associated. The Control column shows the requirement category.

Since manual association is challenging and time-consuming, the ideal way to proceed would be to obtain the associations automatically. In the rest of this article, we take the associations made in Medina as ground truth and proceed to test automatic methods for obtaining them.

### 3. Dataset

The Medina project partners have defined in a textual format the quantifiable metrics for evaluating a subset of the EUCS system requirements. Specifically, 163 metrics were defined and manually mapped to 70 requirements (in fact, a requirement can be mapped to multiple metrics). In the following, we present experiments that we conducted to automatically associate these 163 metrics with the 70 requirements.

As we can see in Listing 1, both the requirement and the metric have a textual description.

Listing 1: Textual description of a requirement and that of the associated metric

```
{
  "metric": {
    "description": "This metric is used to assess if the antimalware solution is enabled on the
      respective resource.",
    "category": "Operational security",
    "targetResourceType": "VirtualMachine"
  },
  "requirement": {
    "description": "The CSP shall automatically monitor the systems covered by the malware
      protection and the configuration of the corresponding mechanisms to guarantee fulfillment
      of above requirements, and the antimalware scans to track detected malware or
      irregularities.",
    "type": "Organizational"
  }
}
```

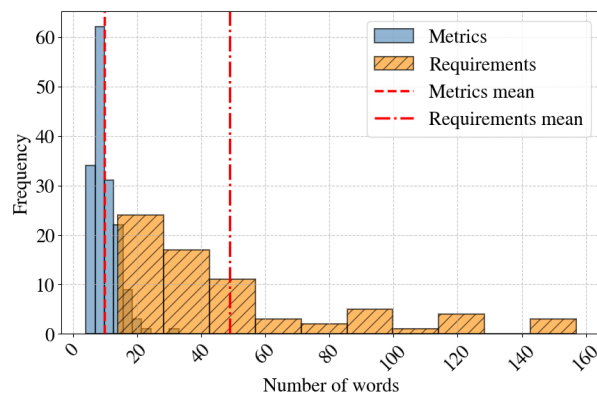


Figure 2: Distribution of words in the EUCS requirements and metrics considered in this study

Figure 2 shows the distribution of word counts for the requirements and the metrics in our dataset. The x-axis represents the number of words, while the y-axis represents the frequency of occurrence. Both distributions show a right-skewed pattern, indicating that most descriptions have a relatively small number of words, with fewer instances having a larger word count. The mean word count for the requirements is significantly higher than that for the metrics, as shown by the vertical lines representing the means. This disparity indicates that the descriptions in the former tend to be more verbose than those in the latter. This is because the metric needs to be described as technically as possible to facilitate its implementation.

## 4. From FastText to Sentence transformers

### 4.1. Metric Recommender: the Medina's approach

One of the tools developed in the Medina project is the Metric Recommender, which takes as input the description of an EUCS security requirement, the description of a list of metrics, both in natural language, and returns as output the association of the metrics to the requirement, in descending order of relevance. The idea is to associate metrics with a requirement according to the similarity of their textual descriptions. This approach consists of feature extraction and clustering steps. The textual descriptions of both requirements and metrics are transformed into feature vectors using pre-trained NLP models for feature extraction. The feature extractor chosen is FastText<sup>5</sup>, which is pre-trained on English texts from Wikipedia and Common Crawl. Data cleaning, such as removing stop words, is done before the feature vector computation to eliminate irrelevant information.

Then, assuming that the metrics most similar to a requirement are close to it in the feature space, a K-d tree is constructed on the feature vectors of the metrics, which can be used to select the k-closest neighbors of a query vector - the feature vector of a requirement - based on the shortest Euclidean distance.

More details on the definition and implementation of the Medina Metric Recommender can be found in [8].

We will test this approach on our data and present the results in Section 5.1.

### 4.2. Metric Recommender: the Emerald's approach based on Sentence Transformers

The goal of this work, which is part of the European project Emerald<sup>6</sup>, the Medina's follow-up, is to improve the performance of the Medina's Metric Recommender. Unfortunately, the data we have to work with, which is our ground truth, is not much. In fact, we have manually made associations between requirements and metrics for 70 requirements and 163 metrics.

The intuition behind our proposal is always to exploit the similarity between texts: the greater the similarity between the metric description and the requirement, the greater the likelihood that the metric is associated with the requirement. This task is related to Semantic Textual Similarity evaluation and has been effectively addressed by transformer models. BERT [9], for instance, has significantly improved the accuracy of semantic similarity calculations compared to earlier techniques [10, 11]. In this work, we utilize Sentence Transformers, which deliver performance comparable to traditional transformers [12] but are optimized for speed, especially in sentence similarity tasks.

SBERT, introduced by Nils Reimers and Iryna Gurevych in 2019 [13], reduced the time required to compute sentence similarity from 65 hours (using BERT) to just a few seconds, thanks to its siamese network structure. This family of models has since expanded to cover various domains, with over 120 variants available on the Hugging Face platform as of September 2024. [14].

Since our dataset is not large enough to fine-tune or train a model, we decide to use existing solutions. Given the lack of pre-trained or domain-specific options for cloud security requirements and metrics, we select the five with the highest performance across general tasks (evaluated over 14 domains for sentence embeddings) as of July 2024, according to the Sentence Transformers website [15]. To compute similarity between embeddings, we employ cosine similarity using the scikit-learn *cosine\_similarity* function<sup>7</sup>. Table 1 provides details of the selected models, including their base architectures and the short names used in the graphs of Results (5.1).

---

<sup>5</sup><https://fasttext.cc/>

<sup>6</sup>Emerald: Evidence Management for Continuous Certification as a Service in the Cloud <https://www.emerald-he.eu/>

<sup>7</sup>[https://scikit-learn.org/stable/modules/generated/sklearn.metrics.pairwise.cosine\\_similarity.html](https://scikit-learn.org/stable/modules/generated/sklearn.metrics.pairwise.cosine_similarity.html)

Model Name	Base Model	Short Name
all-mpnet-base-v2 [16]	microsoft/mpnet-base [17]	AMPNet
multi-qa-mpnet-base-dot-v1 [18]	/	MMPNet
all-distilroberta-v1 [19]	distilroberta-base [20]	DRoBERTa
all-MiniLM-L12-v2 [21]	microsoft/MiniLM-L12-H384-uncased [22]	MiniLM
multi-qa-distilbert-cos-v1 [23]	distilbert-base cite [24]	DBERT

**Table 1**

Sentence Transformer models employed for generating Sentence Embeddings

## 5. Performance Evaluation

To evaluate the performance of the model based on Sentence Transformers versus the model based on FastText, we measure the Normalized Discounted Cumulative Gain ( $nDCG$ ). This metric measures the similarity between a given list of results and the ideal list of results.  $nDCG$  is a widely used metric in information retrieval because it assesses not only the relevance of one item, but also its position in the result list [25, 26]. For each result  $r$ , there is one gain score  $g(r)$ . For a result list  $R = [r_1, r_2, \dots, r_k]$ , the Discounted Cumulative Gain  $DCG_k(R)$  is defined as:

$$DCG_k(R) = g(r_1) + \sum_{i=2}^k \frac{g(r_i)}{\log_2(i)} \quad (1)$$

The Ideal Discounted Cumulative Gain (IDCG) represents the DCG of an ideal ranking, where the relevant results are sorted in the most relevant order. Given an ideal result list  $R^* = [r_1^*, r_2^*, \dots, r_k^*]$ ,  $IDCG_k$  is computed as:

$$IDCG_k(R^*) = g(r_1^*) + \sum_{i=2}^k \frac{g(r_i^*)}{\log_2(i)} \quad (2)$$

IDCG is used as a reference to calculate the normalized DCG (nDCG), which compares the DCG of the actual result list  $R$  with that of the ideal result list  $R^*$ .

The normalized version of  $DCG_k$ , namely  $nDCG_k$ , is:

$$nDCG_k(R) = \frac{DCG_k(R)}{IDCG_k(R)} \quad (3)$$

Let  $r$  be a metric, and let  $g(r)$  be the function that assigns the relevance score to the metric. In our problem, the ideal list consists of the correct metric(s) associated with the requirement, and subsequent positions are irrelevant. We consider  $nDCG_{10}$  in our work. If the correct metric (or one of the correct metrics, in the case of requirements associated with more than one metric) is not at the first position in the result list, but is within the first ten positions, the score assigned by  $g(r)$  decreases based on the distance of the correct metric from the top position. If the correct metric appears after the tenth position in the results list, the score will be zero.

### 5.1. Results

Figure 3 shows the mean  $nDCG_{10}$  values obtained for each of the models in Table 1. We remind the reader that we are not considering those metrics that are beyond the tenth position in the result list. The baseline represents the performance of the approach based on FastText, Section 4.1.

Table 2 shows the number of non-zero  $nDCG_{10}$  values for each of the models. The models based on sentence transformers evaluate more requirements (39 for the baseline versus 54-58), which means that they correctly assign the metrics within the top 10 positions more often, which is a significant improvement over the baseline.

The best performing model is *multi-qa-distilbert-cos-v1* with a mean  $nDCG_{10}$  of 0.64, followed by *all-MiniLM-L12-v2* which scores 0.608 and consider four more requirements. The baseline is 0.494.

Figure 4 presents the results when values beyond the tenth position are included (i.e., zeros contribute to the mean). Thus, in this experiment all the 70 reqs are considered. While the mean scores are lower, the sentence transformer models still show a clear advantage, as they nearly double from the baseline. The best model is *all-MiniLM-L12-v2*, scoring 0.504, followed by *multi-qa-distilbert-cos-v1* at 0.494; baseline is 0.275.

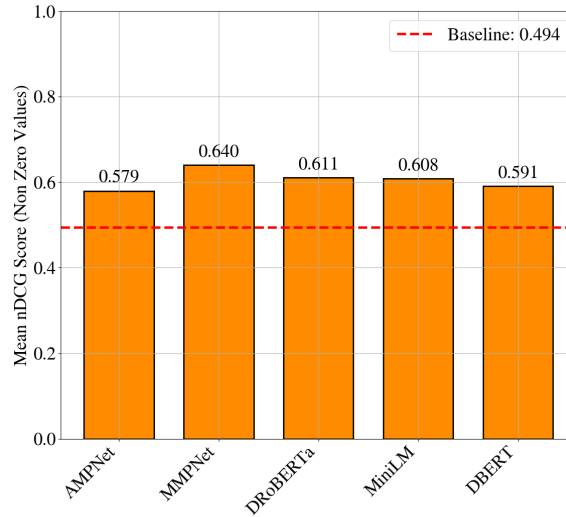


Figure 3: Mean  $nDCG_{10}$  scores for each model. Only non-zero  $nDCG$  scores.

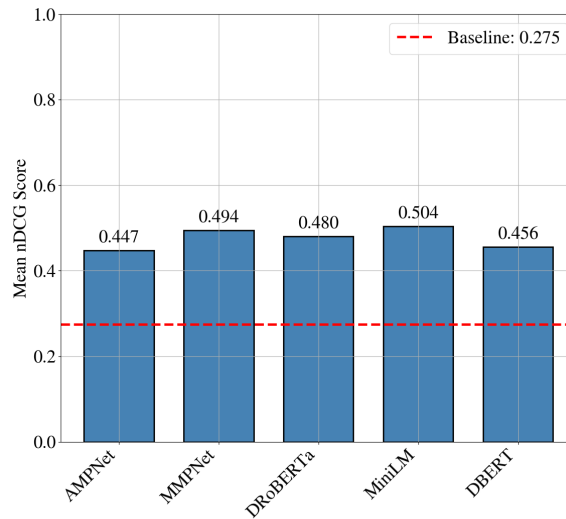


Figure 4: Mean  $nDCG_{10}$  scores for each model. Non-zero values are considered.

## 6. Conclusions and future work

In this work, we tested a sentence transformer-based approach for automatically associating cloud security requirements and security metrics. The approach achieved performance superior to what is, to the best of our knowledge, the only previous attempt in the literature for this task in this domain, adopting the FastText library.

Model name	N° of non-zero nDCG values
all-mpnet-base-v2	54
multi-qa-mpnet-base-dot-v1	54
all-distilroberta-v1	55
all-MiniLM-L12-v2	58
multi-qa-distilbert-cos-v1	54
<b>Baseline</b>	<b>39</b>

**Table 2**

Number of non-zero  $nDCG_{10}$  values (nDCG values correspond to requirements, thus Sentence Transformers models correctly assign metrics within the top 10 positions for a greater number of requirements )

With an nDCG score of 0.640 our system shows improvement over prior methods, but we recognize the need for higher precision to meet the critical demands of cybersecurity applications. To address this, future work will include exploring ensemble techniques such as bagging [27] to enhance the potential of our approach by integrating multiple models.

We also plan to continue using sentence transformers, with a focus on expanding the dataset using data augmentation techniques. This approach will allow fine-tuning of the models. More data will not only improve the quality of the generated embeddings, but we imagine it will also further optimize the system's performance in matching metrics to requirements.

## 7. Acknowledgements

This work is partially supported by EMERALD - Evidence Management for Continuous Certification as a Service in the Cloud (101120688) under the Horizon Europe program funded by the EU; by SERICS (PE00000014) under the NRRP MUR program funded by the EU - NGEU.

## References

- [1] ENISA, EUCS – Cloud Services Scheme, 2020. Available: <https://www.enisa.europa.eu/publications/eucs-cloud-service-scheme>.
- [2] ENISA, EUCS – Cloud Services Scheme, 2022. Draft version provided by ENISA (August 2022) - not intended for being used outside the context of project MEDINA.
- [3] European Commission, Regulation (EU) 2019/881 of the European Parliament and of the Council of 17 April 2019 on ENISA (the European Union Agency for Cybersecurity) and on information and communications technology cybersecurity certification and repealing Regulation (EU) No 52, <https://eurlex.europa.eu/eli/reg/2019/881/oj>, 2019.
- [4] CSPCERT Working Group, Recommendations for the implementation of the CSP certification scheme, [https://drive.google.com/file/d/1J2Njt-mk2iF\\_ewhPNnhTywpo0zOVcY8J/view](https://drive.google.com/file/d/1J2Njt-mk2iF_ewhPNnhTywpo0zOVcY8J/view), 2019.
- [5] BSI - German Federal Office for Information Security, C5:2020, [https://www.bsi.bund.de/EN/Themen/Unternehmen-und-Organisationen/Informationen-und-Empfehlungen/Empfehlungen-nach-Angriffszielen/Cloud-Computing/Kriterienkatalog-C5/C5\\_AktuelleVersion/C5\\_AktuelleVersion\\_node.html](https://www.bsi.bund.de/EN/Themen/Unternehmen-und-Organisationen/Informationen-und-Empfehlungen/Empfehlungen-nach-Angriffszielen/Cloud-Computing/Kriterienkatalog-C5/C5_AktuelleVersion/C5_AktuelleVersion_node.html), 2020.
- [6] ANSSI, Secnumcloud – referentiel, <https://cyber.gouv.fr/secnumcloud-pour-les-fournisseurs-de-protect-penalty-@Mservices-cloud>, 2018.
- [7] MEDINA Consortium, Deliverable 2.2 - Continuously certifiable technical and organizational measures and catalogue of cloud security metrics-v2, Technical Report, European Union's Horizon, 2023.
- [8] MEDINA Consortium, Deliverable 2.5 - Specification of the Cloud Security Certification Language, Technical Report, European Union's Horizon, 2023.
- [9] J. Devlin, M. Chang, K. Lee, K. Toutanova, BERT: pre-training of deep bidirectional transformers for language understanding, CoRR abs/1810.04805 (2018).



- [10] X. Chen, A. Zeynali, C. Q. Camargo, F. Flöck, D. Gaffney, P. A. Grabowicz, S. A. Hale, D. Jurgens, M. Samory, Semeval-2022 task 8: Multilingual news article similarity, in: G. Emerson, N. Schluter, G. Stanovsky, R. Kumar, A. Palmer, N. Schneider, S. Singh, S. Ratan (Eds.), Proceedings of the 16th International Workshop on Semantic Evaluation, SemEval@NAACL 2022, Seattle, Washington, United States, July 14-15, 2022, Association for Computational Linguistics, 2022, pp. 1094–1106. URL: <https://doi.org/10.18653/v1/2022.semeval-1.155>. doi:10.18653/v1/2022.SEMEVAL-1.155.
- [11] X. Yang, X. He, H. Zhang, Y. Ma, J. Bian, Y. Wu, et al., Measurement of semantic textual similarity in clinical texts: comparison of transformer-based models, *JMIR medical informatics* 8 (2020) e19735.
- [12] X. Sun, Y. Meng, X. Ao, F. Wu, T. Zhang, J. Li, C. Fan, Sentence similarity based on contexts, *Transactions of the Association for Computational Linguistics* 10 (2022) 573–588.
- [13] N. Reimers, Sentence-bert: Sentence embeddings using siamese bert-networks, arXiv preprint arXiv:1908.10084 (2019).
- [14] H. Face, Sentence transformers, <https://web.archive.org/web/20240917092113/https://huggingface.co/sentence-transformers>, 2024. Accessed: 2024-09-17.
- [15] UKPLab, Pretrained Models, [https://web.archive.org/web/20240713204208/https://www.sbert.net/docs/sentence\\_transformer/pretrained\\_models.html](https://web.archive.org/web/20240713204208/https://www.sbert.net/docs/sentence_transformer/pretrained_models.html), 2024. Online; accessed 10 July 2024.
- [16] <https://huggingface.co/sentence-transformers/all-mpnet-base-v2>, 2024. Accessed 12 Sept 2024.
- [17] <https://huggingface.co/sentence-transformers/microsoft/mpnet-base>, 2024. Online; accessed 12 Sept 2024.
- [18] <https://huggingface.co/sentence-transformers/multi-qa-mpnet-base-dot-v1>, 2024. Online; accessed 12 Sept 2024.
- [19] <https://huggingface.co/sentence-transformers/all-distilroberta-v1>, 2024. Online; accessed 12 Sept 2024.
- [20] <https://huggingface.co/sentence-transformers/distilroberta-base>, 2024. Online; accessed 12 Sept 2024.
- [21] <https://huggingface.co/sentence-transformers/all-MiniLM-L12-v2>, 2024. Online; accessed 12 Sept 2024.
- [22] <https://huggingface.co/sentence-transformers/microsoft/MiniLM-L12-H384-uncased>, 2024. Online; accessed 12 Sept 2024.
- [23] <https://huggingface.co/sentence-transformers/multi-qa-distilbert-cos-v1>, 2024. Online; accessed 12 Sept 2024.
- [24] <https://huggingface.co/sentence-transformers/distilbert-base>, 2024. Online; accessed 12 Sept 2024.
- [25] K. Järvelin, J. Kekäläinen, Cumulated gain-based evaluation of IR techniques, *ACM Trans. Inf. Syst.* 20 (2002) 422–446. doi:10.1145/582415.582418.
- [26] Y. Wang, L. Wang, Y. Li, D. He, T.-Y. Liu, A theoretical analysis of ndcg type ranking measures, in: Conference on learning theory, PMLR, 2013, pp. 25–54.
- [27] D. Opitz, R. Maclin, Popular ensemble methods: an empirical study, *J. Artif. Int. Res.* 11 (1999) 169–198.