

Group Preference Alignment: Customized LLM Response Generation from In-Situ Conversations

Ishani Mondal^{*‡}, Jack W. Stokes^{*†}, Sujay Kumar Jauhar^{*†},
Longqi Yang[†], Mengting Wan[†], Xiaofeng Xu[†], Xia Song[†], Jennifer Neville^{*†}

[‡]University of Maryland, College Park, [†]Microsoft Research, Redmond

Abstract

LLMs often fail to meet the specialized needs of distinct user groups due to their one-size-fits-all training paradigm (Lucy et al., 2024) and there is limited research on what personalization aspects each group expect. To address these limitations, we propose a group-aware personalization framework, Group Preference Alignment (GPA), that identifies context-specific variations in conversational preferences across user groups and then steers LLMs to address those preferences. Our approach consists of two steps: (1) Group-Aware Preference Extraction, where maximally divergent user-group preferences are extracted from real-world conversation logs and distilled into interpretable rubrics, and (2) Tailored Response Generation, which leverages these rubrics through two methods: a) Context-Tuned Inference (GPA-CT), that dynamically adjusts responses via context-dependent prompt instructions, and b) Rubric-Finetuning Inference (GPA-FT), which uses the rubrics to generate contrastive synthetic data for personalization of group-specific models via alignment. Experiments demonstrate that our framework significantly improves alignment of the output with respect to user preferences and outperforms baseline methods, while maintaining robust performance on standard benchmarks.

1 Introduction

Large Language Models (LLMs) are pivotal in modern natural language processing (NLP), driving applications such as conversational agents, content generation, and automated reasoning (Liu et al., 2024; Tian et al., 2024; Mondal et al., 2024). Despite their remarkable capabilities, LLMs often fall short in addressing the specialized needs of distinct user groups due to their one-size-fits-all

training paradigm (Lucy et al., 2024). This approach predominantly relies on asking human or LLM judges to provide ratings (e.g. preferred and dispreferred labels) to alternative outputs for the same input query, in order to create *paired* preference data (Ji et al., 2024). These approaches assume that human and AI annotators accurately reflect the preferences of the target user population. When models are aligned to this preference data, model outputs will be steered toward the most prevalent preferences of the *annotator* population, even when users express diverse preferences for the same task/query.

Broad preference alignment like this can lead LLMs to produce suboptimal outputs for a *target* user base for two primary reasons. First, the distribution of preferences in the target population may differ from those expressed in the annotator population. Examples include domain-specific expertise (i.e., if annotators are generally non-experts, but the target users are experts) and cultural norms (e.g., Japanese audiences may prefer narratives on family bonding, while U.S. audiences favor individualistic themes). Second, even across populations, preference differences may vary with respect to domain/task. For instance, in education, experts may expect precise terminology and assume foundational knowledge, while novices may desire real-world analogies and step-by-step explanations. In programming, experts often prefer concise debugging strategies, whereas novices may seek explicit concept explanations with visual aids.

Existing methods for group-aware preference adaptation (Balepur et al., 2025; Li et al., 2024a) focus on the first issue only and aim to improve response generation through the use of *personas*. These approaches either use abstract descriptions of personas or auxiliary data reporting general group preferences (e.g., cultural norms) to generate synthetic preference data. However, these methods are limited by their use of external preference sig-

*Corresponding authors: imondal@umd.edu, [jstokes | sjauhar | jenneville]@microsoft.com.

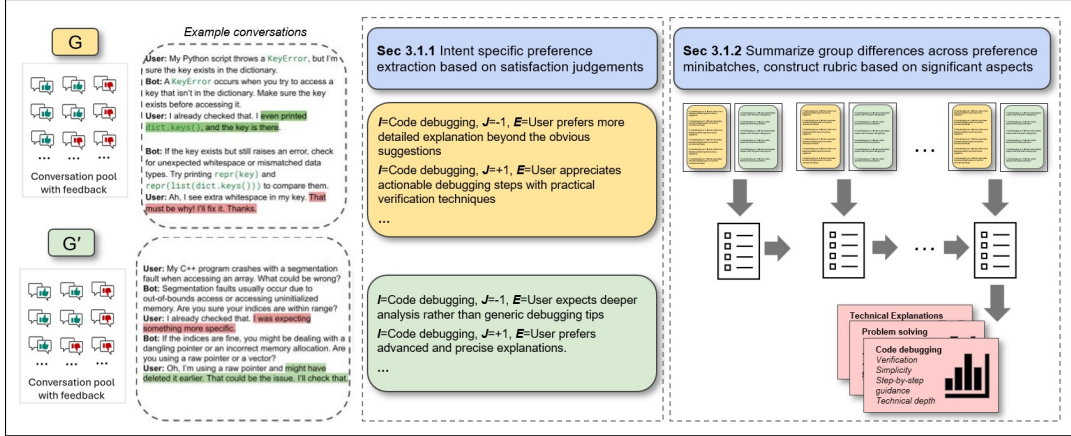


Figure 1: Illustration of GPA rubric extraction (Sec. 3.1) showing group aware preference extraction across two groups (*Expert v. Novice*) with conversations about Docker and .env file integration. First individual preferences are extracted from conversations, then the extracted preferences are grouped into minibatches, contrasted to extract salient differences, and summarized into intent-specific rubrics.

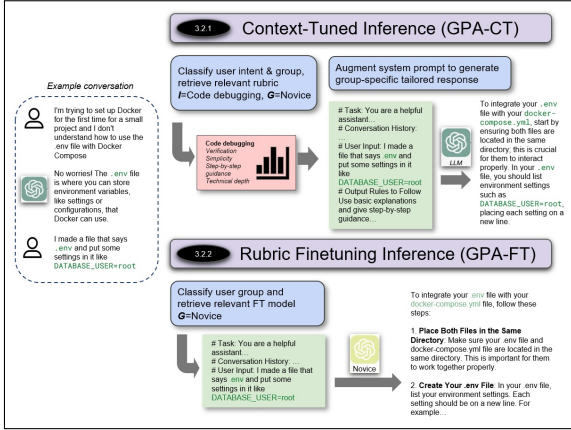


Figure 2: Illustration of GPA tailored response generation (Sec. 3.2) for a *Novice* user with a Code debugging intent using GPA-CT and GPA-FT.

nals or internal LLM knowledge of likely preferences for a specified user segment. Specifically, they are unlikely to capture the full range of group-specific preferences expressed across various contexts, which can be directly observed via *in-situ* user interactions. As users prefer responses for varied reasons (Kirk et al., 2024), models tuned on preference data should customize outputs to meet these group specific needs (Salemi et al., 2024b; Li et al., 2024a) while also keeping in mind that intent further modulates user preferences. This highlights the need for **group-aware contextual preference learning** to extract users’ diverse preferences for tailored response generation.

In this paper, we aim to address this issue by proposing a novel group-aware customization framework, Group Preference Alignment (GPA), that automatically identifies context-specific variations in conversational preferences across user groups and steers LLMs to address those pref-

erences. Our approach consists of two components. **First**, we propose a method to extract salient group preference differences from real-world conversation logs. We then distill the output into interpretable rubrics that summarize intent-specific guidance for each group (see Fig. 1 for illustration). Our method is generalizable across user groups and notably, if the groups do not express significant preference differences on specific intents, the returned rubric set will be empty, hence signifying no need for customization. **Second**, we propose two methods to use these rubrics to tailor personalized responses for each group (see Fig. 2 for illustration): (1) Context-Tuned Inference (GPA-CT) dynamically adjusts responses via context-dependent in-prompt augmentation, which is data-efficient and training-free, and (2) Rubric-Finetuning Inference (GPA-FT) uses the learnt rubrics to generate contrastive synthetic data to fine-tune separate models towards group-specific preferences.

We evaluate GPA on two in-situ conversational datasets (WildChat (Zhao et al., 2024) and Microsoft Copilot logs). Our experiments using LLM persona-guided evaluation (Koutcheme et al., 2024; Dong et al., 2024) show that models customized with GPA outperform all baseline methods, including static-preference, persona-guided and zero-shot models. In addition we demonstrate that GPA improves user satisfaction. Notably, alignment with GPA produces these improvements without compromising LLM’s core capabilities, as evidenced by robust performance on standard benchmarks such as MT-Bench (Zheng et al., 2023) and Arena-Hard (Li et al., 2024b).

2 Problem Definition and Notations

We hypothesize that intent-driven user preferences can be automatically extracted from real-world conversation logs between human and AI agents, enabling more effective model alignment than traditional methods that do not incorporate direct user feedback. Consider a user group \mathcal{G} that generates queries for a specific intent \mathcal{I} ¹. The responses from the LLM, denoted as $Y_{\mathcal{I}} = \text{LLM}(X_{\mathcal{I}})$, receive user judgments $\mathcal{J}_{\mathcal{G}}(Y_{\mathcal{I}})$ in the form of thumb feedback or implicit textual feedback (eg. thanking the AI). When these preferences diverge from the general population’s judgments $\mathcal{J}_P(Y_{\mathcal{I}})$, we hypothesize that aligning the model with group-specific signals will improve response relevance and user satisfaction. Note that if $\mathcal{J}_{\mathcal{G}}(Y_{\mathcal{I}}) \approx \mathcal{J}_P(Y_{\mathcal{I}})$, alignment to $\mathcal{J}_{\mathcal{G}}(Y_{\mathcal{I}})$ will simply reinforce existing preferences in the general population without degrading performance. Unlike RLHF (Ouyang et al., 2022) and RLAIIF (Bai et al., 2022), which optimize for majority preferences, our approach leverages in-situ user judgments to achieve fine-grained, group-specific alignment, that is of particular use when user needs deviate significantly from broader norms.

Let $C = \{C_1, C_2, \dots, C_n\}$ represent a set of conversations from a collection of users, where each C_i is an individual conversation. Let each conversation C_i , consisting of t interaction turns of user-agent utterances, be represented as: $C_i = [U_1, A_1, \dots, U_t, A_t]$. Here, U_t refers to a user utterance and A_t refers to an AI agent response. The user-agent conversations C_i often consist of multiple turns, i.e., $t \geq 1$. Each conversation C_i is labeled with a predicted intent \mathcal{I}_i (see e.g., Wan et al. (2024)). Each conversation turn U_t has been labeled with a user satisfaction judgment $\mathcal{J}_i \in [-1, +1]$ using Lin et al. (2024). Finally, we assume that each user u is associated with one of two groups, ie. $u \in \mathcal{G}$ or $u \in \mathcal{G}'$. Note that in cases where contrasting group labels are unavailable, GPA can also be used by comparing a single group \mathcal{G} against the overall population P . We do not make any assumptions about $|\mathcal{G}|$ as long as there are sufficient interactions from users in \mathcal{G} to extract preferences.

3 Group Preference Alignment (GPA)

Our GPA framework enables **context-aware, group-specific adaptation**, ensuring more precise and ef-

¹To simplify notation, we use *intent* to encode both *domain* (eg. education) and *task* (eg. summarization).

fective model alignment beyond more conventional preference optimization using auxiliary annotators. The overall approach to align models with in-situ preferences involves two main steps: (i) Generating rubrics with group-aware preference extraction (Section 3.1), and (ii) Tailoring responses based on the extracted rubrics (Section 3.2). We discuss each in more detail below.

3.1 Group-Aware Preference Extraction

GPA automatically identifies context-specific variations in conversational preferences across user groups \mathcal{G} and \mathcal{G}' and summarizes the divergent preferences into rubrics (Figure 1 and Algorithm 1). Specifically, given conversations regarding specific intents \mathcal{I} from users in \mathcal{G} and \mathcal{G}' , with satisfaction judgments \mathcal{J} from user responses, the algorithm uses the judgments to infer individual preferences \mathcal{E} that explain the user’s positive or negative feedback (Section 3.1.1). Next, the preferences are summarized into generalized preference aspects \mathcal{A} , capturing salient differences between two groups (Section 3.1.2). The resulting group-specific rubrics serve as the foundation for group-aware customization.

3.1.1 Extract Intent-Specific Preferences

Algorithm 1 (Appendix, Lines 1-13) show how we learn group-specific preference rubrics based on user conversations and their corresponding intent labels or context. The input includes a conversation set C , user groups \mathcal{G} and \mathcal{G}' , intent labels \mathcal{I} , user judgments \mathcal{J} , a Likert scale threshold ℓ , and a minibatch size m . The algorithm processes each conversation C_i consisting of t_i interaction turns. For each turn S_j , the algorithm checks whether the turn is associated with a user judgment $\mathcal{J}(S_j)$. If the turn expresses implicit satisfaction (SAT) or dissatisfaction (DSAT) (ie. $\text{abs}(\mathcal{J}(S_j)) = 1$), we use an LLM to infer individual preferences and generate an explanation (\mathcal{E}_+ or \mathcal{E}_- for SAT and DSAT judgments respectively) [Prompts in Table 11 and Table 12, Appendix]. These preferences, \mathcal{E}_+ and \mathcal{E}_- , are then grouped by intent \mathcal{I}_k for each user group \mathcal{G} and \mathcal{G}' . At the end of this phase, the preferences are organized into sets by user groups, intents and satisfaction.

3.1.2 Summarize Group Differences

Algorithm 1 (Appendix, Lines 14-30) describe how group-specific preferences are summarized into intent-specific rubrics. For each intent $\mathcal{I}_k \in \mathcal{I}$,

the algorithm partitions the preferences of each user group ($\mathcal{G}, \mathcal{G}'$) into minibatches of size m . The algorithm then iterates over pairs of minibatches, one from each group, and summarizes/updates the divergent aspects of their expressed preferences. Specifically, for a pair of minibatches (\mathcal{E}_{G, I_k}^a and \mathcal{E}_{G', I_k}^b), the algorithm extracts a set of *aspects* \mathcal{A} that summarize how a preference differs across the two groups (see Figure 1 for illustration). [Prompt in Table 13, Appendix]. The algorithm also estimates a divergence score r based on Likert scale to rate the significance of each aspect. If the divergence score r exceeds a threshold ℓ , indicating a significant difference in preferences between the two groups, the aspect \mathcal{A}_{ab} is added to the rubric for the current intent \mathcal{R}_{I_k} . Each iteration is provided the aspects from the previous round, so the algorithm can update/refine the aspects as it processes all the minibatches. The process continues until all significant divergent aspects have been identified and included in \mathcal{R}_{I_k} . Finally, the rubric for this intent is added to the global rubric list \mathcal{R} . The algorithm returns the full set of rubrics \mathcal{R} and an interpretation of each rubric. These capture the distinct preference patterns of the two user groups across intents. Fig. 3 shows some example rubrics extracted from Microsoft Copilot conversations.

3.2 Response Tailoring

After learning rubrics in section 3.1, we outline the following two methods to align LLMs based on these learnt rubrics/preferences. The first method, GPA-CT, involves dynamically augmenting prompts to produce group-aware tailored responses. It dynamically adjusts the LLM prompts incorporating learnt rubrics from 3.1 during inference, conditioned on intent and user group identified for each conversation (Section 3.2.1). The second approach, GPA-FT uses learnt rubrics to synthetically augment conversational data with paired responses that reflect group-specific preferences conditioned on specific intents. This process produces a tailored set of preference data. We finetune a group-specific LLM using this enriched dataset to enhance their alignment to the targeted group (Section 3.2.2).

3.2.1 GPA-CT: Dynamic Context-Tuning

Context-tuning with GPA-CT is an adaptive process that infers the user’s group and intent, retrieves the relevant rubrics for that intent, and then modifies the instructions sent to the LLM to generate the next output (Illustration in Fig. 2 top row; Al-

gorithm 2, Appendix). Unlike finetuning, which adjusts a model’s weights based on a fixed training dataset, context-tuning allows for dynamic adjustments to the model’s prompt based on real-time analysis of user intent and group membership. This means the model can adapt to the specific needs of different groups on-the-fly without requiring specialized group-specific models. The advantage of GPA-CT over finetuning includes the flexibility to adapt to user-specific needs without retraining and enhanced efficiency (as it avoids the extensive resources typically required for finetuning).

3.2.2 GPA-FT: Rubric-Guided Contrastive Data Generation and Fine-tuning

Rather than merely fine-tuning LLMs with the training data comprising of preference signals from user groups (\mathcal{G} and \mathcal{G}'), we use our learned rubrics to generate more realistic contrastive pairs that vary according to observed preference dimensions in the extracted rubrics. GPA-FT may be favored over GPA-CT in situations where the LLM is less steerable with prompt-tuning (eg. smaller models) and/or when lower latency is desired for inference.

Specifically, we finetune LLMs using synthetic training data generated with intent- and group-aware rubrics to reflect in-situ user preferences. Algorithm 4 (Appendix) describes our approach to rubric-guided data generation. It takes as input a conversation and augments the existing AI response with a paired response of opposing preference polarity, conditioned on the group-aware rubrics. Consider a conversation S_i up to the j^{th} user utterance, with A_j referring to the corresponding AI response, and $\mathcal{J}(S_i) \in \{+1, -1\}$ referring to the user satisfaction judgment for A_j . To generate a *contrastive augmented sample*, we modify the response as follows: If $\mathcal{J}(S_i) = +1$ (preferred response), we generate a *dispreferred response* A_{aug} by instructing the LLM to incorporate features from the opposing group’s rubric for that intent. Otherwise, if $\mathcal{J}(S_i) = -1$ (dispreferred response), we generate a *preferred response* A_{aug} by instructing the LLM to align the output with the user’s group rubric for that intent. When applied to the full training data, the procedure produces an augmented dataset \mathcal{D}_{aug} where each original instance is paired with a contrastive sample: $T_{aug} = (S_i, A_{aug}, -\mathcal{J}(S_i))$. Note that $\mathcal{J}_{aug} = -\mathcal{J}(S_i)$ to facilitate contrastive preference learning. Next, we train separate models for each user group. Given a prompt S and responses A_+ (preferred) and A_-

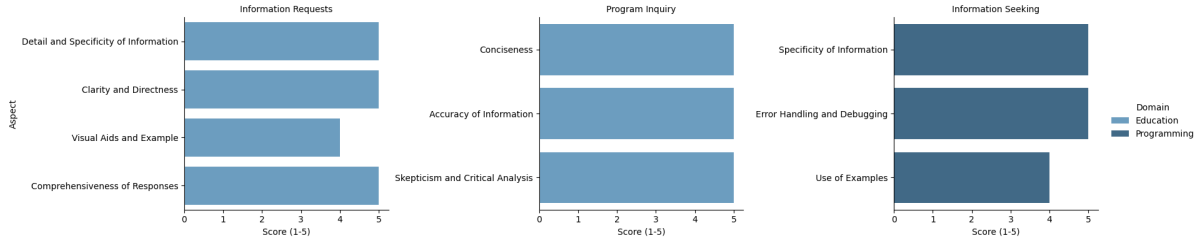


Figure 3: Rubrics/Aspects on which Experts and Novices Differ in the Education and Programming Domains as extracted from Microsoft Copilot logs on three tasks (Information Requests, Program Inquiry, Information Seeking) with the Likert-Scale Rating (1-5) on the x-axis and aspect/rubric names on the y-axis.

(dispreferred), the likelihood of selecting the preferred response is modeled as:

$$P_{\theta}(A_{+}|S) = \frac{e^{f_{\theta}(S, A_{+})}}{e^{f_{\theta}(S, A_{+})} + e^{f_{\theta}(S, A_{-})}} \quad (1)$$

where $f_{\theta}(S, A)$ is a scoring function parameterized by θ , representing the model’s preference alignment. The DPO objective is to maximize the log-likelihood of the chosen response:

$$\mathcal{L}_{DPO} = \mathbb{E}_{(S, A_{+}, A_{-}) \sim \mathcal{D}_{aug}} [\log P_{\theta}(A_{+}|S)] \quad (2)$$

By optimizing \mathcal{L}_{DPO} , the model learns to **prefer responses aligned with group-specific rubrics** while discouraging responses reflecting dispreferred aspects. We train two specialized DPO models (P_{θ_G} and $P_{\theta_{G'}}$) using contrastive samples from \mathcal{D}_{aug} for each (see Algorithm 3, Appendix). This results in: [1] P_{θ_G} , optimized to generate responses aligned with the preferences of user group G . [2] $P_{\theta_{G'}}$, optimized for user group G' . Note that we experimented with KTO objective as well, but found DPO to be superior (Table 8, Appendix).

See Fig. 2 (bottom row) for an illustration of how we apply the finetuned models for inference. Algorithm 5 (Appendix) specifies details.

4 Experimental Setup

We evaluate GPA using real-world conversational logs from Microsoft Copilot and Wildchat (Zhao et al. (2024)) data. For the intent category *programming and software*, we use 8000 Copilot conversations and 8200 WildChat conversations. We group conversations into *expert* (i.e., \mathcal{G} ; Copilot: 2200, WildChat: 6000) and *novice* (i.e., \mathcal{G}' ; Copilot: 5800, WildChat: 2000) groups by using an auxiliary *expertise* classifier², (Copilot: 5800 novice, 2200 expert; WildChat: 6000 expert, 2000 novice).

²Prompt in Table 15, Appendix. We manually inspected 100 random conversations and found that the classification was reliable ($\kappa = 0.88$ agreement computed between the first author and GPT-4o).

Next, we consider the intent category *Creative writing and editing* in WildChat and form user groups based on metadata, specifically *location*, partitioning users into USA (8000 conversations) and China (800 conversations) (Full Dataset Statistics in Appendix). We partitioned the above datasets into 90:10 train:test split to ensure no training signal leakage. Next, we use predicted SAT/DSAT judgments to learn divergent preferences on the training data. Following Lin et al. (2024) and the taxonomy proposed by Shi et al. (2024), we used GPT-4o to classify bot responses resulting in a subsequent user SAT, DSAT, or Neither judgment. We finetune using synthetic data constructed from the full training set.

Models and GPA Baselines. For rubric extraction, we use GPT-4o and for tailored response generation (GPA-CT and GPA-FT), we use two base LLMs (M): gemma-2-9b-it³ (Team et al., 2024) and Meta-Llama-3-8B⁴ (Grattafiori et al., 2024). We compare GPA-CT and GPA-FT against several baselines: a) **Zero-shot (Base)** responses, b) **Persona-Aware (Persona-G)**: which augments the input prompt with group-aware persona (G) information to mimic responses from specific user-groups through role-playing behavior, (Prompt in Table 16, Appendix) c) **Persona-Criteria-Aware (Static-G)**: which uses M to first generate preference criteria for G and G' , and then append the generated criteria to the prompt (Prompt in Table 17, Appendix), d) **KTO (KTO-G)**: which fine-tunes an LLM with group-specific SAT and DSAT samples to tailor towards each group using KTO (Ethayarajh et al., 2024), e) **KTO-Augmented (KTO-G⁺)**: which also uses KTO to finetune an LLM on the group-specific SAT and DSAT samples, but this time augmented with the contrastive pairs generated by our rubrics.

³<https://huggingface.co/google/gemma-2-9b-it>

⁴<https://huggingface.co/meta-llama/Meta-Llama-3-8B>

Model	LLM Pref (W/L/T)	LLM conf ≥ 75	LLM Pref (W/L/T)	LLM conf ≥ 75
	Intent=Programming/Group=Novice		Intent=Programming/Group=Expert	
GPA-CT vs Base	65.82 / 25.00 / 9.18	67.53 / 32.47	57.10 / 42.04 / 0.86	57.46 / 42.54
GPA-CT vs Persona	60.44 / 31.96 / 7.60	73.97 / 26.3	61.10 / 38.30 / 0.6	61.91 / 38.09
GPA-CT vs Static	56.43 / 37.43 / 6.14	80.00 / 20.00	57.38 / 41.47 / 1.6	59.05 / 40.95
GPA-FT vs Base	71.29 / 25.87 / 2.84	68.05 / 31.95	53.17 / 40.62 / 5.56	56.15 / 43.84
GPA-FT vs Persona	70.98 / 27.76 / 1.26	68.84 / 31.16	58.80 / 40.62 / 5.0	59.62 / 40.37
GPA-FT vs Static	66.88 / 32.18 / 0.95	60.64 / 39.36	59.65 / 39.77 / 0.56	57.72 / 42.27
GPA-FT vs GPA-CT	63.09 / 36.59 / 0.32	57.59 / 42.41	53.12 / 38.35 / 0.28	58.99 / 41.00
	Intent=Writing/Group=USA		Intent=Writing/Group=China	
GPA-CT vs Base	45.5 / 53.5 / 1.0	54.1 / 45.9	58.5 / 23.9 / 17.6	88.57 / 11.42
GPA-CT vs Persona	55.5 / 42.5 / 2.0	59.5 / 40.5	53.6 / 28.73 / 17.60	60.0 / 40.00
GPA-CT vs Static	67.02 / 31.00 / 1.98	67.10 / 32.90	52.11 / 32.3 / 15.59	68.57 / 31.43
GPA-FT vs Base	55 / 26.5 / 18.5	62.2 / 37.8	55.22 / 20.84 / 23.94	60.95 / 39.04
GPA-FT vs Persona	77 / 21.5 / 1.5	82.4 / 17.5	35.21 / 40.84 / 23.95	32.38 / 67.62
GPA-FT vs Static	85 / 14.5 / 0.5	88.5 / 11.5	28.16 / 54.92 / 16.92	47.61 / 52.39
GPA-FT vs GPA-CT	85.5 / 14 / 0.5	71.4 / 28.6	39.43 / 40.84 / 19.73	40.95 / 59.05

Table 1: WR Evaluation of GPA-CT and GPA-FT on Wildchat Creative Writing across countries, and Microsoft Copilot Programming across experts/novices. W/L/T=win/lose/tie rates and LLM confidence (Dong et al., 2024).

Evaluation Metrics. We evaluate responses across three key dimensions: **1) Customization to Group Preferences:** We assess alignment with group-specific preferences using Win-Tie-Lose (WTR) rates computed via GPT-4o-as-a-Judge with Persona-Role Playing (Dong et al., 2024) (Prompt in Table 18, Appendix). We also report WTR results for LLM judgments with confidence estimations (Dong et al., 2024), at a confidence threshold correlated with human judgment (Prompt in Table 19, Appendix). To mitigate positional bias, we average win rates by swapping response positions. **2) Oracle-Guided Satisfaction Estimation:** We identify responses that significantly deviate from DSAT-classified reference responses to minimize negative follow-up feedback. This evaluation measures whether our methods generate fewer dissatisfactory signals than baselines, focusing solely on response differences without considering user personas (Prompt in Table 20, Appendix). Success is determined by the number of times our responses outperform baselines in WTR comparisons. **3) Quality Evaluation on Standard Benchmarks:** We assess the generalization of GPA-CT and GPA-FT using two open-ended instruction-following benchmarks: MT-Bench (Zheng et al., 2023) and Arena-Hard (Li et al., 2024b). This ensures that our models maintain strong performance in general instruction-following tasks despite group-aware alignment. We follow each benchmark’s evaluation protocol, reporting Win Rate (WR) for Arena-Hard

(with GPT-4o as the judge) and the average MT-Bench score using default inference strategies.

5 Main Results and Findings

GPA-FT excels when ample finetuning data is available, while GPA-CT remains robust in lower-data settings. Table 1 reports the evaluation of GPA-CT and GPA-FT on Wildchat Creative Writing across countries and Copilot Programming across experts/novices for Llama base model. GPA-FT using Llama consistently outperforms all baselines when sufficient finetuning data is available, particularly in the Novice and US groups. In the Novice category, GPA-FT achieves a 71.29% Win Rate (WR) vs. Base, compared to 65.82% for GPA-CT, showing that finetuning helps models better adapt to novice preferences. A similar trend is observed in the US Writing group, where GPA-FT achieves an 85% WR vs. Static, outperforming GPA-CT at 67.02% WR. Conversely, GPA-CT is more effective when data is scarce (also evident in Figure 6, Appendix), as seen in China and Expert groups. Against the Base model, GPA-FT achieves only a 55.22% WR in China, while GPA-CT performs slightly better at 58.5% WR, indicating that in-context adaptation is more useful in this setting. These observations also hold on the Wildchat Dataset where we observe a drop in the WTR of GPA-FT compared with GPA-CT (Table 6, Appendix), since the Novice Groups have correspondingly fewer samples.

Setup	Win (%)	Lose (%)	Tie (%)
GPA-CT vs Base	69.61%	29.41%	0.98%
GPA-CT vs Persona	65.69%	33.33%	0.98%
GPA-CT vs Static	76.70%	21.36%	1.94%

Table 2: WTR against the baselines (Win determines the number of times GPA-CT is chosen over others) on Wildchat Programming when compared against reference DSAT Evaluation using Llama.

Base models such as Llama/Gemma are tuned more towards US Preferences and Expert Groups compared to China/Novice Groups.

Table 1 shows that for Expert groups, Base is the hardest baseline to beat, reinforcing the fact that pretrained models are already aligned with expert preferences. For example, GPA-FT vs. Base in Expert groups achieves only a 53.12% WR, compared to 71.29% WR for Novice users, indicating that Base already reflects expert-style responses well. The same trend appears in US-based writing conversations, where GPA-CT and GPA-FT struggle more against the Base model than against Persona or Static baselines, proving that pretraining biases favor Western-aligned outputs. Similar observations also hold true when Gemma is used as the base model (Table 5, Appendix).

GPA-CT improves overall satisfaction compared to baselines. Results in Table 2 (computed on the DSAT Signals in the Wildchat Programming) using Llama show that GPA-CT consistently wins against all setups, achieving the highest win rate against Static (76.70%), followed by Base (69.61%) and Persona (65.69%). This suggests that GPA-CT generates responses that better align with user expectations and reduces dissatisfaction signals when compared with other baselines.

GPA-FT does not compromise model performance on other benchmarks. We evaluate our Llama-based GPA-FT models on MT-Bench and Arena-Hard to assess if their instruction-following performance degrades on standard benchmarks as done by Shi et al. (2024). Table 3 confirms that GPA-FT does not compromise performance on the instruction-following benchmarks. The MT-Bench scores for GPA-FT models remain close to the Base model (8.320), with Novice GPA-FT (8.334) even slightly outperforming it. Similarly, Arena-Hard results show a positive win-loss delta (Δ) across all groups, with China GPA-FT (+10.15%) and Novice GPA-FT (+10.01%) achieving the highest gains.

Model	WR	LR	TR	Δ (%)	MT-B
Base					8.32
Novice GPA-FT	49.11	39.10	8.62	+10.01	8.33
Expert GPA-FT	47.89	42.88	6.41	+5.01	8.21
US GPA-FT	47.56	43.80	8.64	+3.76	8.26
China GPA-FT	48.49	38.34	9.02	+10.15	8.30

Table 3: Comparison against Llama Base on Arena-Hard Benchmark (Win/Lose/Tie, and Win-Lose Δ) and evaluation on MT-Bench (MT-B).

Even in Expert (+5.01%) and US (+3.76%) categories, GPA-FT maintains competitive performance. Overall these findings reinforce the fact that group preference alignment via fine-tuning does not lead to overfitting or loss of generalization.

6 Further Analysis

User preferences vary across cultures and domains. Table 4 (Appendix) listed extracted rubrics for Creative Writing and Editing across countries and tasks. It illustrates how cultural background significantly shapes user preferences, even for the same intent. US users prefer personal engagement and detailed narratives, while Chinese users favor clarity and structured summaries in writing and creative content. Similarly, when expertise remains constant but the domain shifts from Education to Programming, experts prioritize different aspects—educators value comprehensiveness and critical analysis, whereas programmers focus on specificity, error handling, and debugging (Figure 3).

Intent-Specific Rubrics are important for better group-preference alignment compared to generic ones. To investigate the impact of intents in preference learning, we extracted rubrics from the Microsoft Copilot expertise groups in two ways: without considering intent and with intent-awareness. These rubrics were then used for context-tuning on a held-out test set, followed by WTR evaluation using Persona-based evaluation. The results in Figure 4 show a notable drop in WR when intent was not used, demonstrating that intent-aware rubric extraction leads to more personalized, contextually aligned responses.

Preference Rubrics degrade significantly when expertise labels are randomly flipped, indicating robustness. We assess the robustness of our extracted rubrics by randomly flipping expertise labels and extracting out the preference rubrics using GPA. Figure 5 highlights the impact of random

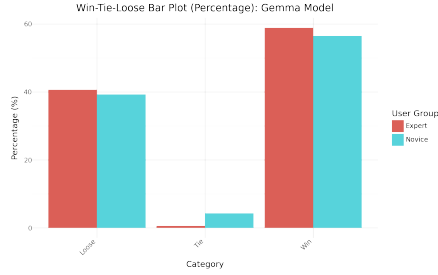


Figure 4: Bar plot evaluating Gemma outputs from intent-aware rubric creation vs intent-unaware rubric creation using GPA-CT. Results shows that intent heavily impacts performance when GPA approach is used to personalize responses on Microsoft Copilot test set.

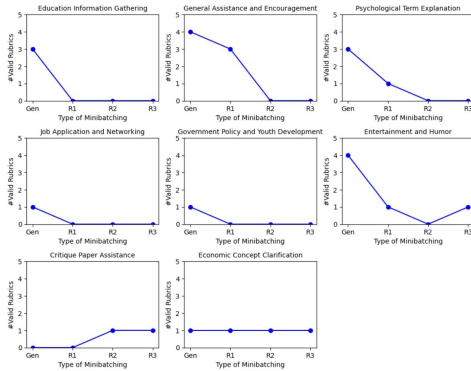


Figure 5: Illustrates how random shuffling of expertise labels impacts rubric generation. It reveals that, for most intents, shuffling results in the extraction of predominantly invalid rubric items, ultimately reducing the overall quality and number of valid rubric extractions.

shuffling of expertise labels on rubric generation across various intents, where the validity of generated rubrics is determined by a self-correcting evaluation prompt from GPA. The results demonstrate that valid rubric generation is most successful under the original generation strategy (Gen) with correctly aligned expertise labels. However, as expertise labels are randomly shuffled (R1, R2, R3), the number of valid rubrics decreases significantly, often to zero, which confirm the robustness of our extracted rubrics.

7 Related Work

Customization of user interactions to better serve both individual and group preferences has a long history of research in a range of fields that leverage language technology. These include recommender systems (Cho et al., 2002; Zhou et al., 2012), search and information retrieval (Teevan et al., 2005; Tabrizi et al., 2018), education (McHugh et al., 2020; Domenichini et al., 2024), and health-care (Wang et al., 2020; Li et al., 2024d).

Meanwhile, LLMs are trained in a one-size-fits-all paradigm (Lucy et al., 2024) where large-scale ratings from auxiliary human annotators or LLMs in a paired preference setup is used to teach models to generate preferred responses. This can make them difficult to customize. Nevertheless, recent work (Zeng et al., 2023; Sorensen et al., 2024) has begun to advocate for the need for LLMs to serve more diverse preferences through pluralistic alignment. Much of the work in LLM customization has focused on personalizing systems to the individual (Kirk et al., 2024; Salemi et al., 2024b). These have used a variety of different approaches, including retrieval-augmented generation (Salemi et al., 2024a), memory (Zhang et al., 2023), parameter-efficient fine-tuning (Tan et al., 2024), and reinforcement learning (Poddar et al., 2024). Personalized LLM systems have also been applied to diverse applications, such as contextual query suggestion (Baek et al., 2024) and document creation (Mondal et al., 2024).

Recently some attempts have been made at modeling a large number of individual characteristics at scale, such as with a thousand preferences (Lee et al., 2025) or a million personas (Ge et al., 2024). However, the focus on modeling *group* preferences has been limited to a few recent research efforts (Feng et al., 2024; Zhao et al., 2023; Ramesh et al., 2024). Crucially, none of these methods leverage real-world conversational data at scale to *learn* these group preferences. While some recent work has begun to incorporate feedback from in-situ user-AI interactions in order to improve models (Shi et al., 2024; Li et al., 2024c), their focus has been different from modeling group preferences. Thus, to the best of our knowledge, our paper is the first attempt at using large-scale satisfaction signals from human-AI conversation logs to customize LLM responses with group preference alignment (More in Appendix A.1).

8 Conclusion

In this work we address a critical gap in group-aware personalization of LLMs by developing our Group Preference Alignment (GPA) framework. This framework identifies and incorporates diverse conversational preferences of distinct user groups via a two-step process of Group-Aware Preference Extraction and Tailored Response Generation. Our experiments demonstrate that GPA sig-

nificantly enhances the alignment of LLM outputs with group-specific preferences. GPA outperforms baseline methods with respect to preferences while maintaining robust performance on the standard information-following benchmarks. This work paves the way for developing more personalized and contextually aware LLMs using *in-situ* interactions using interpretable rubrics, which will ultimately improve user satisfaction and engagement. Due to increased transparency, this approach can be scaled up in legal/healthcare and other such high-stake domains.

Limitations

While Group Preference Alignment (GPA) framework significantly improves user-group-specific response alignment, it has a few limitations:

a) Dependence on Predefined User Groups: The effectiveness of GPA relies on the availability of well-defined user groups with sufficient interaction data. In cases where user preferences are highly individualized or overlap across groups, extracting meaningful rubrics becomes challenging.

b) Scalability of Rubric Extraction: The framework extracts group-specific rubrics from conversation logs, which can be computationally expensive for large datasets. Additionally, the process assumes that conversational preferences remain stable within each group, which may not always be the case.

c) Contextual Drift Over Time: User preferences evolve, especially in dynamic domains like technology and education. The extracted rubrics may become outdated, requiring periodic updates to maintain alignment with current user expectations.

d) Applicability Across Domains: While GPA is tested on education, programming, and writing domains, its generalization to other highly specialized fields (e.g., legal or medical domains) remains unexplored. Future work should assess its adaptability to such contexts.

References

Jinheon Baek, Nirupama Chandrasekaran, Silviu Cucerzan, Allen Herring, and Sujay Kumar Jauhar. 2024. Knowledge-augmented large language models for personalized contextual query suggestion. In *Proceedings of the ACM on Web Conference 2024*, pages 3355–3366.

Yuntao Bai, Andy Jones, Kamal Ndousse, Amanda Askell, Anna Chen, Nova DasSarma, Dawn Drain,

Stanislav Fort, Deep Ganguli, Tom Henighan, Nicholas Joseph, Saurav Kadavath, Jackson Kernion, Tom Conerly, Sheer El-Showk, Nelson Elhage, Zac Hatfield-Dodds, Danny Hernandez, Tristan Hume, Scott Johnston, Shauna Kravec, Liane Lovitt, Neel Nanda, Catherine Olsson, Dario Amodei, Tom Brown, Jack Clark, Sam McCandlish, Chris Olah, Ben Mann, and Jared Kaplan. 2022. [Training a helpful and harmless assistant with reinforcement learning from human feedback](#). *Preprint*, arXiv:2204.05862.

Nishant Balepur, Vishakh Padmakumar, Fumeng Yang, Shi Feng, Rachel Rudinger, and Jordan Lee Boyd-Graber. 2025. [Whose boat does it float? improving personalization in preference tuning via inferred user personas](#). *Preprint*, arXiv:2501.11549.

Yoon Ho Cho, Jae Kyeong Kim, and Soung Hie Kim. 2002. A personalized recommender system based on web usage mining and decision tree induction. *Expert systems with Applications*, 23(3):329–342.

Diana Domenichini, Filippo Chiarello, Vito Giordano, and Gualtiero Fantoni. 2024. LLMs for knowledge modeling: NLP approach to constructing user knowledge models for personalized education. In *Adjunct Proceedings of the 32nd ACM Conference on User Modeling, Adaptation and Personalization*, pages 576–583.

Yijiang River Dong, Tiancheng Hu, and Nigel Collier. 2024. [Can LLM be a personalized judge?](#) In *Findings of the Association for Computational Linguistics: EMNLP 2024*, pages 10126–10141, Miami, Florida, USA. Association for Computational Linguistics.

Kawin Ethayarajh, Winnie Xu, Niklas Muennighoff, Dan Jurafsky, and Douwe Kiela. 2024. [Kto: Model alignment as prospect theoretic optimization](#). *Preprint*, arXiv:2402.01306.

Shangbin Feng, Taylor Sorensen, Yuhan Liu, Jillian Fisher, Chan Young Park, Yejin Choi, and Yulia Tsvetkov. 2024. Modular pluralism: Pluralistic alignment via multi-llm collaboration. *arXiv preprint arXiv:2406.15951*.

Tao Ge, Xin Chan, Xiaoyang Wang, Dian Yu, Haitao Mi, and Dong Yu. 2024. [Scaling synthetic data creation with 1,000,000,000 personas](#). *Preprint*, arXiv:2406.20094.

Aaron Grattafiori, Abhimanyu Dubey, Abhinav Jauhri, Abhinav Pandey, Abhishek Kadian, Ahmad Al-Dahle, Aiesha Letman, Akhil Mathur, Alan Schelten, Alex Vaughan, Amy Yang, Angela Fan, Anirudh Goyal, Anthony Hartshorn, Aobo Yang, Archi Mitra, Archie Sravankumar, Artem Korenev, Arthur Hinsvark, Arun Rao, Aston Zhang, Aurelien Rodriguez, Austen Gregerson, Ava Spataru, Baptiste Roziere, Bethany Biron, Binh Tang, Bobbie Chern, Charlotte Caucheteux, Chaya Nayak, Chloe Bi, Chris Marra, Chris McConnell, Christian Keller, Christophe Touret, Chunyang Wu, Corinne Wong,

Cristian Canton Ferrer, Cyrus Nikolaidis, Damien Alonsius, Daniel Song, Danielle Pintz, Danny Livshits, Danny Wyatt, David Esiobu, Dhruv Choudhary, Dhruv Mahajan, Diego Garcia-Olano, Diego Perino, Dieuwke Hupkes, Egor Lakomkin, Ehab AlBadawy, Elina Lobanova, Emily Dinan, Eric Michael Smith, Filip Radenovic, Francisco Guzmán, Frank Zhang, Gabriel Synnaeve, Gabrielle Lee, Georgia Lewis Anderson, Govind Thattai, Graeme Nail, Gregoire Milon, Guan Pang, Guillem Cucurell, Hailey Nguyen, Hannah Korevaar, Hu Xu, Hugo Touvron, Iliyan Zarov, Imanol Arrieta Ibarra, Isabel Kloumann, Ishan Misra, Ivan Evtimov, Jack Zhang, Jade Copet, Jaewon Lee, Jan Geffert, Jana Vranes, Jason Park, Jay Mahadeokar, Jeet Shah, Jelmer van der Linde, Jennifer Billock, Jenny Hong, Jenya Lee, Jeremy Fu, Jianfeng Chi, Jianyu Huang, Jiawen Liu, Jie Wang, Jiecao Yu, Joanna Bitton, Joe Spisak, Jongsoo Park, Joseph Rocca, Joshua Johnstun, Joshua Saxe, Jun-teng Jia, Kalyan Vasuden Alwala, Karthik Prasad, Kartikeya Upasani, Kate Plawiak, Ke Li, Kenneth Heafield, Kevin Stone, Khalid El-Arini, Krithika Iyer, Kshitiz Malik, Kuenley Chiu, Kunal Bhalla, Kushal Lakhotia, Lauren Rantala-Yearly, Laurens van der Maaten, Lawrence Chen, Liang Tan, Liz Jenkins, Louis Martin, Lovish Madaan, Lubo Malo, Lukas Blecher, Lukas Landzaat, Luke de Oliveira, Madeline Muzzi, Mahesh Pasupuleti, Mannat Singh, Manohar Paluri, Marcin Kardas, Maria Tsimpoukelli, Mathew Oldham, Mathieu Rita, Maya Pavlova, Melanie Kam-bador, Mike Lewis, Min Si, Mitesh Kumar Singh, Mona Hassan, Naman Goyal, Narjes Torabi, Nikolay Bashlykov, Nikolay Bogoychev, Niladri Chatterji, Ning Zhang, Olivier Duchenne, Onur Çelebi, Patrick Alrassy, Pengchuan Zhang, Pengwei Li, Petar Vasic, Peter Weng, Prajjwal Bhargava, Pratik Dubal, Praveen Krishnan, Punit Singh Koura, Puxin Xu, Qing He, Qingxiao Dong, Ragavan Srinivasan, Raj Ganapathy, Ramon Calderer, Ricardo Silveira Cabral, Robert Stojnic, Roberta Raileanu, Rohan Maheswari, Rohit Girdhar, Rohit Patel, Romain Sauvestre, Ronnie Polidoro, Roshan Sumbaly, Ross Taylor, Ruan Silva, Rui Hou, Rui Wang, Saghar Hosseini, Sahana Chennabasappa, Sanjay Singh, Sean Bell, Seohyun Sonia Kim, Sergey Edunov, Shaoliang Nie, Sharan Narang, Sharath Rapparthi, Sheng Shen, Shengye Wan, Shruti Bhosale, Shun Zhang, Simon Vandenhende, Soumya Batra, Spencer Whitman, Sten Sootla, Stephane Collot, Suchin Gururangan, Sydney Borodinsky, Tamar Herman, Tara Fowler, Tarek Sheasha, Thomas Georgiou, Thomas Scialom, Tobias Speckbacher, Todor Mihaylov, Tong Xiao, Ujjwal Karn, Vedanuj Goswami, Vibhor Gupta, Vignesh Ramanathan, Viktor Kerkez, Vincent Gouget, Virginie Do, Vish Vogeti, Vitor Albiero, Vladan Petrovic, Weiwei Chu, Wenhan Xiong, Wenyan Fu, Whitney Meers, Xavier Martinet, Xiaodong Wang, Xiaofang Wang, Xiaoqing Ellen Tan, Xide Xia, Xinfeng Xie, Xuchao Jia, Xuwei Wang, Yaelle Goldschlag, Yashesh Gaur, Yasmine Babaei, Yi Wen, Yiwen Song, Yuchen Zhang, Yue Li, Yuning Mao, Zacharie Delpierre Coudert, Zheng Yan, Zhengxing Chen, Zoe Papakipos, Aaditya Singh, Aayushi Srivastava, Abha Jain, Adam Kelsey, Adam Shajnfeld,

Adithya Gangidi, Adolfo Victoria, Ahuva Goldstand, Ajay Menon, Ajay Sharma, Alex Boesenberg, Alexei Baevski, Allie Feinstein, Amanda Kallet, Amit Sangani, Amos Teo, Anam Yunus, Andrei Lupu, Andres Alvarado, Andrew Caples, Andrew Gu, Andrew Ho, Andrew Poulton, Andrew Ryan, Ankit Ramchandani, Annie Dong, Annie Franco, Anuj Goyal, Aparajita Saraf, Arkabandhu Chowdhury, Ashley Gabriel, Ashwin Bharambe, Assaf Eisenman, Azadeh Yazdan, Beau James, Ben Maurer, Benjamin Leonhardi, Bernie Huang, Beth Loyd, Beto De Paola, Bhargavi Paranjape, Bing Liu, Bo Wu, Boyu Ni, Braden Hancock, Bram Wasti, Brandon Spence, Brani Stojkovic, Brian Gamido, Britt Montalvo, Carl Parker, Carly Burton, Catalina Mejia, Ce Liu, Changhan Wang, Changkyu Kim, Chao Zhou, Chester Hu, Ching-Hsiang Chu, Chris Cai, Chris Tindal, Christoph Feichtenhofer, Cynthia Gao, Damon Civin, Dana Beaty, Daniel Kreymer, Daniel Li, David Adkins, David Xu, Davide Testuggine, Delia David, Devi Parikh, Diana Liskovich, Didem Foss, Dingkang Wang, Duc Le, Dustin Holland, Edward Dowling, Eissa Jamil, Elaine Montgomery, Eleonora Presani, Emily Hahn, Emily Wood, Eric-Tuan Le, Erik Brinkman, Esteban Arcaute, Evan Dunbar, Evan Smothers, Fei Sun, Felix Kreuk, Feng Tian, Filippos Kokkinos, Firat Ozgenel, Francesco Caggioni, Frank Kanayet, Frank Seide, Gabriela Medina Florez, Gabriella Schwarz, Gada Badeer, Georgia Swee, Gil Halpern, Grant Herman, Grigory Sizov, Guangyi, Zhang, Guna Lakshminarayanan, Hakan Inan, Hamid Shojanazeri, Han Zou, Hannah Wang, Hanwen Zha, Haroun Habeeb, Harrison Rudolph, Helen Suk, Henry Aspegren, Hunter Goldman, Hongyuan Zhan, Ibrahim Damlaj, Igor Molybog, Igor Tufanov, Ilias Leontiadis, Irina-Elena Veliche, Itai Gat, Jake Weissman, James Geboski, James Kohli, Janice Lam, Japhet Asher, Jean-Baptiste Gaya, Jeff Marcus, Jeff Tang, Jennifer Chan, Jenny Zhen, Jeremy Reizenstein, Jeremy Teboul, Jessica Zhong, Jian Jin, Jingyi Yang, Joe Cummings, Jon Carvill, Jon Shepard, Jonathan McPhie, Jonathan Torres, Josh Ginsburg, Junjie Wang, Kai Wu, Kam Hou U, Karan Saxena, Kartikay Khandelwal, Katayoun Zand, Kathy Matosich, Kaushik Veeraraghavan, Kelly Michelena, Keqian Li, Kiran Jagadeesh, Kun Huang, Kunal Chawla, Kyle Huang, Lailin Chen, Lakshya Garg, Lavender A, Leandro Silva, Lee Bell, Lei Zhang, Liangpeng Guo, Licheng Yu, Liron Moshkovich, Luca Wehrstedt, Madian Khabsa, Manav Avalani, Manish Bhatt, Martynas Mankus, Matan Hasson, Matthew Lennie, Matthias Reso, Maxim Groshev, Maxim Naumov, Maya Lathi, Meghan Keneally, Miao Liu, Michael L. Seltzer, Michal Valko, Michelle Restrepo, Mihir Patel, Mik Vyatskov, Mikayel Samvelyan, Mike Clark, Mike Macey, Mike Wang, Miquel Jubert Hermoso, Mo Metanat, Mohammad Rastegari, Munish Bansal, Nandhini Santhanam, Natascha Parks, Natasha White, Navyata Bawa, Nayan Singhal, Nick Egebo, Nicolas Usunier, Nikhil Mehta, Nikolay Pavlovich Laptev, Ning Dong, Norman Cheng, Oleg Chernoguz, Olivia Hart, Omkar Salpekar, Ozlem Kalinli, Parkin Kent, Parth Parekh, Paul Saab, Pavan Balaji, Pedro Rittner, Philip Bontrager, Pierre Roux, Piotr

- Dollar, Polina Zvyagina, Prashant Ratanchandani, Pritish Yuvraj, Qian Liang, Rachad Alao, Rachel Rodriguez, Rafi Ayub, Raghotham Murthy, Raghu Nayani, Rahul Mitra, Rangaprabhu Parthasarathy, Raymond Li, Rebekkah Hogan, Robin Battey, Rocky Wang, Russ Howes, Ruty Rinott, Sachin Mehta, Sachin Siby, Sai Jayesh Bondu, Samyak Datta, Sara Chugh, Sara Hunt, Sargun Dhillon, Sasha Sidorov, Satadru Pan, Saurabh Mahajan, Saurabh Verma, Seiji Yamamoto, Sharadh Ramaswamy, Shaun Lindsay, Shaun Lindsay, Sheng Feng, Shenghao Lin, Shengxin Cindy Zha, Shishir Patil, Shiva Shankar, Shuqiang Zhang, Shuqiang Zhang, Sinong Wang, Sneha Agarwal, Soji Sajuyigbe, Soumith Chintala, Stephanie Max, Stephen Chen, Steve Kehoe, Steve Satterfield, Sudarshan Govindaprasad, Sumit Gupta, Summer Deng, Sungmin Cho, Sunny Virk, Suraj Subramanian, Sy Choudhury, Sydney Goldman, Tal Remez, Tamar Glaser, Tamara Best, Thilo Koehler, Thomas Robinson, Tianhe Li, Tianjun Zhang, Tim Matthews, Timothy Chou, Tzook Shaked, Varun Vontimitta, Victoria Ajayi, Victoria Montanez, Vijai Mohan, Vinay Satish Kumar, Vishal Mangla, Vlad Ionescu, Vlad Poenaru, Vlad Tiberiu Mihailescu, Vladimir Ivanov, Wei Li, Wenchen Wang, Wenwen Jiang, Wes Bouaziz, Will Constable, Xiaocheng Tang, Xiaojian Wu, Xiaolan Wang, Xilun Wu, Xinbo Gao, Yaniv Kleinman, Yanjun Chen, Ye Hu, Ye Jia, Ye Qi, Yenda Li, Yilin Zhang, Ying Zhang, Yossi Adi, Youngjin Nam, Yu, Wang, Yu Zhao, Yuchen Hao, Yundi Qian, Yunlu Li, Yuzi He, Zach Rait, Zachary DeVito, Zef Rosnbrick, Zhaoduo Wen, Zhenyu Yang, Zhiwei Zhao, and Zhiyu Ma. 2024. [The llama 3 herd of models](#). *Preprint*, arXiv:2407.21783.
- Sameer Jain, Vaishakh Keshava, Swarnashree Mysore Sathyendra, Patrick Fernandes, Pengfei Liu, Graham Neubig, and Chunting Zhou. 2023. Multi-dimensional evaluation of text summarization with in-context learning. *arXiv preprint arXiv:2306.01200*.
- Jiaming Ji, Tianyi Qiu, Boyuan Chen, Borong Zhang, Hantao Lou, Kaile Wang, Yawen Duan, Zhonghao He, Jiayi Zhou, Zhaowei Zhang, Fanzhi Zeng, Kwan Yee Ng, Juntao Dai, Xuehai Pan, Aidan O’Gara, Yingshan Lei, Hua Xu, Brian Tse, Jie Fu, Stephen McAleer, Yaodong Yang, Yizhou Wang, Song-Chun Zhu, Yike Guo, and Wen Gao. 2024. [Ai alignment: A comprehensive survey](#). *Preprint*, arXiv:2310.19852.
- Hannah Rose Kirk, Bertie Vidgen, Paul Röttger, and Scott A. Hale. 2024. [The benefits, risks and bounds of personalizing the alignment of large language models to individuals](#). *Nat. Mac. Intell.*, 6:383–392.
- Tom Kocmi and Christian Federmann. 2023. Large language models are state-of-the-art evaluators of translation quality. *arXiv preprint arXiv:2302.14520*.
- Ryan Koo, Minhwa Lee, Vipul Raheja, Jong Inn Park, Zae Myung Kim, and Dongyeop Kang. 2023. Benchmarking cognitive biases in large language models as evaluators. *arXiv preprint arXiv:2309.17012*.
- Charles Koutcheme, Nicola Dainese, Sami Sarsa, Arto Hellas, Juho Leinonen, and Paul Denny. 2024. [Open source language models can provide feedback: Evaluating llms’ ability to help students using gpt-4-as-a-judge](#). *Preprint*, arXiv:2405.05253.
- Seongyun Lee, Sue Hyun Park, Seungone Kim, and Minjoon Seo. 2025. Aligning to thousands of preferences via system message generalization. *Advances in Neural Information Processing Systems*, 37:73783–73829.
- Cheng Li, Mengzhou Chen, Jindong Wang, Sunayana Sitaram, and Xing Xie. 2024a. [Culturellm: Incorporating cultural differences into large language models](#). *Preprint*, arXiv:2402.10946.
- Tianle Li, Wei-Lin Chiang, Evan Frick, Lisa Dunlap, Tianhao Wu, Banghua Zhu, Joseph E. Gonzalez, and Ion Stoica. 2024b. [From crowdsourced data to high-quality benchmarks: Arena-hard and benchbuilder pipeline](#). *Preprint*, arXiv:2406.11939.
- Xinyu Li, Ruiyang Zhou, Zachary C Lipton, and Liu Leqi. 2024c. Personalized language modeling from personalized human feedback. *arXiv preprint arXiv:2402.05133*.
- Yu-Hao Li, Yu-Lin Li, Mu-Yang Wei, and Guang-Yu Li. 2024d. Innovation and challenges of artificial intelligence technology in personalized healthcare. *Scientific reports*, 14(1):18994.
- Ying-Chun Lin, Jennifer Neville, Jack Stokes, Longqi Yang, Tara Safavi, Mengting Wan, Scott Counts, Siddharth Suri, Reid Andersen, Xiaofeng Xu, Deepak Gupta, Sujay Kumar Jauhar, Xia Song, Georg Buscher, Saurabh Tiwary, Brent Hecht, and Jaime Teevan. 2024. [Interpretable user satisfaction estimation for conversational systems with large language models](#). In *Proceedings of the 62nd Annual Meeting of the Association for Computational Linguistics (Volume 1: Long Papers)*, pages 11100–11115, Bangkok, Thailand. Association for Computational Linguistics.
- Na Liu, Liangyu Chen, Xiaoyu Tian, Wei Zou, Kaijiang Chen, and Ming Cui. 2024. [From llm to conversational agent: A memory enhanced architecture with fine-tuning of large language models](#). *Preprint*, arXiv:2401.02777.
- Yiqi Liu, Nafise Sadat Moosavi, and Chenghua Lin. 2023. Llms as narcissistic evaluators: When ego inflates evaluation scores. *arXiv preprint arXiv:2311.09766*.
- Li Lucy, Su Lin Blodgett, Milad Shokouhi, Hanna Wallach, and Alexandra Olteanu. 2024. [“one-size-fits-all”? examining expectations around what constitute “fair” or “good” NLG system behaviors](#). In *Proceedings of the 2024 Conference of the North American Chapter of the Association for Computational Linguistics: Human Language Technologies (Volume 1: Long Papers)*, pages 1054–1089, Mexico City, Mexico. Association for Computational Linguistics.

- David McHugh, Sarah Shaw, Travis R Moore, Leafia Zi Ye, Philip Romero-Masters, and Richard Halverson. 2020. Uncovering themes in personalized learning: Using natural language processing to analyze school interviews. *Journal of Research on Technology in Education*, 52(3):391–402.
- Ishani Mondal, Shwetha S, Anandhavelu Natarajan, Aparna Garimella, Sambaran Bandyopadhyay, and Jordan Boyd-Graber. 2024. [Presentations by the humans and for the humans: Harnessing LLMs for generating persona-aware slides from documents](#). In *Proceedings of the 18th Conference of the European Chapter of the Association for Computational Linguistics (Volume 1: Long Papers)*, pages 2664–2684, St. Julian’s, Malta. Association for Computational Linguistics.
- Long Ouyang, Jeff Wu, Xu Jiang, Diogo Almeida, Carroll L. Wainwright, Pamela Mishkin, Chong Zhang, Sandhini Agarwal, Katarina Slama, Alex Ray, John Schulman, Jacob Hilton, Fraser Kelton, Luke Miller, Maddie Simens, Amanda Askell, Peter Welinder, Paul Christiano, Jan Leike, and Ryan Lowe. 2022. [Training language models to follow instructions with human feedback](#). *Preprint*, arXiv:2203.02155.
- Sriyash Poddar, Yanming Wan, Hamish Ivison, Abhishek Gupta, and Natasha Jaques. 2024. Personalizing reinforcement learning from human feedback with variational preference learning. *arXiv preprint arXiv:2408.10075*.
- Shyam Sundhar Ramesh, Yifan Hu, Iason Chaimalas, Viraj Mehta, Pier Giuseppe Sessa, Haitham Bou Ammar, and Ilija Bogunovic. 2024. Group robust preference optimization in reward-free rlhf. *arXiv preprint arXiv:2405.20304*.
- Alireza Salemi, Surya Kallumadi, and Hamed Zamani. 2024a. Optimization methods for personalizing large language models through retrieval augmentation. In *Proceedings of the 47th International ACM SIGIR Conference on Research and Development in Information Retrieval*, pages 752–762.
- Alireza Salemi, Sheshera Mysore, Michael Bendersky, and Hamed Zamani. 2024b. [LaMP: When large language models meet personalization](#). In *Proceedings of the 62nd Annual Meeting of the Association for Computational Linguistics (Volume 1: Long Papers)*, pages 7370–7392, Bangkok, Thailand. Association for Computational Linguistics.
- Taiwei Shi, Zhuoer Wang, Longqi Yang, Ying-Chun Lin, Zexue He, Mengting Wan, Pei Zhou, Sujay Jauhar, Xiaofeng Xu, Xia Song, and Jennifer Neville. 2024. [Wildfeedback: Aligning llms with in-situ user interactions and feedback](#). *Preprint*, arXiv:2408.15549.
- Taylor Sorensen, Jared Moore, Jillian Fisher, Mitchell Gordon, Niloofar Mireshghallah, Christopher Michael Rytting, Andre Ye, Liwei Jiang, Ximing Lu, Nouha Dziri, et al. 2024. A roadmap to pluralistic alignment. *arXiv preprint arXiv:2402.05070*.
- Shayan A Tabrizi, Azadeh Shakery, Hamed Zamani, and Mohammad Ali Tavallaei. 2018. Person: Personalized information retrieval evaluation based on citation networks. *Information Processing & Management*, 54(4):630–656.
- Zhaoxuan Tan, Qingkai Zeng, Yijun Tian, Zheyuan Liu, Bing Yin, and Meng Jiang. 2024. Democratizing large language models via personalized parameter-efficient fine-tuning. *arXiv preprint arXiv:2402.04401*.
- Gemma Team, Morgane Riviere, Shreya Pathak, Pier Giuseppe Sessa, Cassidy Hardin, Surya Bhupatiraju, Léonard Hussenot, Thomas Mesnard, Bobak Shahriari, Alexandre Ramé, Johan Ferret, Peter Liu, Pouya Tafti, Abe Friesen, Michelle Casbon, Sabela Ramos, Ravin Kumar, Charline Le Lan, Sammy Jerome, Anton Tsitsulin, Nino Vieillard, Piotr Stanczyk, Sertan Girgin, Nikola Momchev, Matt Hoffman, Shantanu Thakoor, Jean-Bastien Grill, Behnam Neyshabur, Olivier Bachem, Alanna Walton, Aliaksei Severyn, Alicia Parrish, Aliya Ahmad, Allen Hutchison, Alvin Abdagic, Amanda Carl, Amy Shen, Andy Brock, Andy Coenen, Anthony Laforge, Antonia Paterson, Ben Bastian, Bilal Piot, Bo Wu, Brandon Royal, Charlie Chen, Chintu Kumar, Chris Perry, Chris Welty, Christopher A. Choquette-Choo, Danila Sinopalnikov, David Weinberger, Dimple Vijaykumar, Dominika Rogozińska, Dustin Herbison, Elisa Bandy, Emma Wang, Eric Noland, Erica Moreira, Evan Senter, Evgenii Eltyshhev, Francesco Visin, Gabriel Rasskin, Gary Wei, Glenn Cameron, Gus Martins, Hadi Hashemi, Hanna Klimczak-Plucińska, Harleen Batra, Harsh Dhand, Ivan Nardini, Jacinda Mein, Jack Zhou, James Svensson, Jeff Stanway, Jetha Chan, Jin Peng Zhou, Joana Carrasqueira, Joana Iljazi, Jocelyn Becker, Joe Fernandez, Joost van Amersfoort, Josh Gordon, Josh Lipschultz, Josh Newlan, Ju yeong Ji, Kareem Mohamed, Kartikeya Badola, Kat Black, Katie Millican, Keelin McDonell, Kelvin Nguyen, Kiranbir Sodhia, Kish Greene, Lars Lowe Sjoesund, Lauren Usui, Laurent Sifre, Lena Heuermann, Leticia Lago, Lilly McNealus, Livio Baldini Soares, Logan Kilpatrick, Lucas Dixon, Luciano Martins, Machel Reid, Manvinder Singh, Mark Iverson, Martin Görner, Mat Velloso, Mateo Wirth, Matt Davidow, Matt Miller, Matthew Rahtz, Matthew Watson, Meg Risdal, Mehran Kazemi, Michael Moynihan, Ming Zhang, Minsuk Kahng, Minwoo Park, Mofi Rahman, Mohit Khatwani, Natalie Dao, Nenshad Bardoliwalla, Nesh Devanathan, Neta Dumai, Nilay Chauhan, Oscar Wahltinez, Pankil Botarda, Parker Barnes, Paul Barham, Paul Michel, Pengchong Jin, Petko Georgiev, Phil Culliton, Pradeep Kupala, Ramona Comanescu, Ramona Merhej, Reena Jana, Reza Ardeshir Rokni, Rishabh Agarwal, Ryan Mullins, Samaneh Saadat, Sara Mc Carthy, Sarah Cogan, Sarah Perrin, Sébastien M. R. Arnold, Sebastian Krause, Shengyang Dai, Shruti Garg, Shruti Sheth, Sue Ronstrom, Susan Chan, Timothy Jordan, Ting Yu, Tom Eccles, Tom Hennigan, Tomas Kocisky, Tulsee Doshi, Vihan Jain, Vikas Yadav,

- Vilobh Meshram, Vishal Dharmadhikari, Warren Barkley, Wei Wei, Wenming Ye, Woohyun Han, Woosuk Kwon, Xiang Xu, Zhe Shen, Zhitao Gong, Zichuan Wei, Victor Cotruta, Phoebe Kirk, Anand Rao, Minh Giang, Ludovic Peran, Tris Warkentin, Eli Collins, Joelle Barral, Zoubin Ghahramani, Raia Hadsell, D. Sculley, Jeanine Banks, Anca Dragan, Slav Petrov, Oriol Vinyals, Jeff Dean, Demis Hassabis, Koray Kavukcuoglu, Clement Farabet, Elena Buchatskaya, Sebastian Borgeaud, Noah Fiedel, Armand Joulin, Kathleen Kenealy, Robert Dadashi, and Alek Andreev. 2024. [Gemma 2: Improving open language models at a practical size](#). *Preprint*, arXiv:2408.00118.
- Jaime Teevan, Susan T Dumais, and Eric Horvitz. 2005. Personalizing search via automated analysis of interests and activities. In *Proceedings of the 28th annual international ACM SIGIR conference on Research and development in information retrieval*, pages 449–456.
- Yufei Tian, Tenghao Huang, Miri Liu, Derek Jiang, Alexander Spangher, Muhao Chen, Jonathan May, and Nanyun Peng. 2024. [Are large language models capable of generating human-level narratives?](#) In *Proceedings of the 2024 Conference on Empirical Methods in Natural Language Processing*, pages 17659–17681, Miami, Florida, USA. Association for Computational Linguistics.
- Mengting Wan, Tara Safavi, Sujay Kumar Jauhar, Yujin Kim, Scott Counts, Jennifer Neville, Siddharth Suri, Chirag Shah, Ryen W. White, Longqi Yang, Reid Andersen, Georg Buscher, Dhruv Joshi, and Nagu Rangan. 2024. [Tnt-llm: Text mining at scale with large language models](#). In *Proceedings of the 30th ACM SIGKDD Conference on Knowledge Discovery and Data Mining, KDD '24*, page 5836–5847, New York, NY, USA. Association for Computing Machinery.
- Zheyu Wang, Haoce Huang, Liping Cui, Juan Chen, Jiye An, Huihong Duan, Huiqing Ge, Ning Deng, et al. 2020. Using natural language processing techniques to provide personalized educational materials for chronic disease patients in china: development and assessment of a knowledge-based health recommender system. *JMIR medical informatics*, 8(4):e17642.
- Dun Zeng, Yong Dai, Pengyu Cheng, Tianhao Hu, Wanshun Chen, Nan Du, and Zenglin Xu. 2023. On diverse preferences for large language model alignment. *arXiv preprint arXiv:2312.07401*.
- Kai Zhang, Fubang Zhao, Yangyang Kang, and Xiaozhong Liu. 2023. Memory-augmented llm personalization with short-and long-term memory coordination. *arXiv preprint arXiv:2309.11696*.
- Siyuan Zhao, John Dang, and Aditya Grover. 2023. Group preference optimization: Few-shot alignment of large language models. *arXiv preprint arXiv:2310.11523*.
- Wenting Zhao, Xiang Ren, Jack Hessel, Claire Cardie, Yejin Choi, and Yuntian Deng. 2024. [Wildchat: lm chatgpt interaction logs in the wild](#). *Preprint*, arXiv:2405.01470.
- Lianmin Zheng, Wei-Lin Chiang, Ying Sheng, Siyuan Zhuang, Zhanghao Wu, Yonghao Zhuang, Zi Lin, Zhuohan Li, Dacheng Li, Eric P. Xing, Hao Zhang, Joseph E. Gonzalez, and Ion Stoica. 2023. [Judging llm-as-a-judge with mt-bench and chatbot arena](#). *Preprint*, arXiv:2306.05685.
- Xujuan Zhou, Yue Xu, Yuefeng Li, Audun Josang, and Clive Cox. 2012. The state-of-the-art in personalized recommender systems for social networking. *Artificial Intelligence Review*, 37:119–132.

A Appendix

A.1 Additional Related Work

In this paper, we use LLMs as evaluators to measure the quality of system generations. Despite prior work pointing to some pitfalls with this approach, such as bias (Koo et al., 2023) and preferential scoring (Liu et al., 2023), using LLMs with judicious prompting for evaluation of language and information systems has become common practice (Zheng et al., 2023; Koutchme et al., 2024). Recent efforts have applied the LLM-as-a-judge paradigm to evaluating a variety of applications such as translation (Kocmi and Federmann, 2023) and summarization (Jain et al., 2023); notably these also include personalization (Dong et al., 2024).

A.2 Algorithm Pseudocode

This appendix summarizes the pseudocode for GPA-CT and GPA-FT methods. Algorithm 1 depicts the procedure for extracting the group-aware preference rubric which is used in both methods. Inference for GPA-CT is next summarized in Algorithm 2. For GPA-FT, we next describe the training procedure in Algorithm 3, and the pseudocode for generating the augmented training examples for finetuning using the rubric is shown in Algorithm 4. Finally, Algorithm 5 applies the fine tuned models for GPA-FT inference. We simply need to look up the appropriate group-aware model to use for generation.

A.3 Additional Experimental Results

Rubrics extracted for US/China groups for Creative Writing and Editing can be found in Table 4.

Many of the results presented in Section 5 are computed with LLaMA. In Table 5, we report GPA-CT and GPA-FT results for the Gemma model.

User Groups	Intent	Rubric Item	Description
US vs China	Writing Assistance	Personal Connection and Passion	Western users seek vivid, personal engagement, while Eastern users prefer clear and concise communication, emphasizing empathy and understanding.
		Historical and Anecdotal Content	Western users favor detailed historical accounts with personal anecdotes, while Eastern users prefer straightforward summaries with clear information.
		Perspective and Tone	Western users prefer second-person perspective, addressing the audience directly, while Eastern users expect the bot to acknowledge and appreciate their contributions.
		Refinement in Narrative Style	Western users prefer advanced vocabulary and polished narrative styles, while Eastern users value clarity, conciseness, and brevity.
US vs China	Creative Content Creation	Story Continuation	US users prefer detailed and structured script outlines, while Eastern users expect more imaginative and action-packed continuations.
		Role-Playing Engagement	US users may expect the assistant to ask for specifications, while Eastern users expect immediate role-play engagement.
		Humour and Creative Titles	Both groups enjoy humorous and creative titles, but Eastern users emphasize playful and whimsical text more.
		Cultural Resonance and Poetic Elements	Both groups value cultural resonance, but Eastern users place more emphasis on poetic elements.
US vs India	Writing Assistance	Acknowledgment and Appreciation	Indian users expect explicit appreciation and acknowledgment of their contributions, while US users do not emphasize this as much.
		Personal Connection and Passion	US users prefer vivid engagement with emotions and enthusiasm, while Indian users prioritize shared goals and inclusive language.
		Engaging and Descriptive Style	US users prefer engaging and descriptive styles with coherence, while Indian users focus on vivid and friendly tones.
US vs India	Creative Content Creation	Story Continuation	US users prefer structured and detailed script outlines, while Indian users expect more imaginative and action-packed stories.
		Bedtime Story Personalization	US users expect generic stories, while Indian users prefer more personalized and interactive bedtime storytelling.

Table 4: Rubric Items Differentiating the Preferences Across User Groups (Separated by Country/Cultural Context) in the domain of Creative Writing and Editing.

Algorithm 1 Group-Aware Preference Extraction

Require: Conversation set \mathbf{C} ; User groups \mathcal{G} and \mathcal{G}' ; Intent labels \mathcal{I} ; User judgments \mathcal{J}

Require: Likert scale threshold ℓ ; Minibatch size m

Ensure: Rubric \mathcal{R}

```
1: Step 1: Preference Extraction
2:  $\mathcal{E}_+ = []$ ;  $\mathcal{E}_- = []$ 
3: for each conversation  $C_i \in \mathbf{C}$  with  $t_i$  turns do
4:   for  $j = [1..t_i]$  do
5:      $S_j = [U_1, A_1, \dots, U_j]_{C_i}$ 
6:     # If  $t_j$  contains judgment, extract preference
7:     if  $\mathcal{J}(S_j) == +1$  then
8:        $\mathcal{E}_+ = \mathcal{E}_+ \cup \{ \text{LLM.InferUserPreference}(S_j, \mathcal{J}(S_j)) \}$ 
9:     if  $\mathcal{J}(S_j) == -1$  then
10:       $\mathcal{E}_- = \mathcal{E}_- \cup \{ \text{LLM.InferUserPreference}(S_j, \mathcal{J}(S_j)) \}$ 
11: # Group prefs  $\mathcal{E}_+$  and  $\mathcal{E}_-$  by intent  $I_k$  for each group
12:  $\mathcal{E}_{\mathcal{G}, \mathcal{I}_k} = \{ \mathcal{E}_+ \mid C_i \in \mathcal{G}, C_i \text{ matches } \mathcal{I}_k \} \cup \{ \mathcal{E}_- \mid C_i \in \mathcal{G}, C_i \text{ matches } \mathcal{I}_k \}$ 
13:  $\mathcal{E}_{\mathcal{G}', \mathcal{I}_k} = \{ \mathcal{E}_+ \mid C_i \in \mathcal{G}', C_i \text{ matches } \mathcal{I}_k \} \cup \{ \mathcal{E}_- \mid C_i \in \mathcal{G}', C_i \text{ matches } \mathcal{I}_k \}$ 
14: Step 2: Aspect-Based Rubric Construction
15: # Initialize an empty list of rubric items
16:  $\mathcal{R} = []$ 
17: for each intent  $\mathcal{I}_k \in \mathcal{I}$  do
18:   # Uniformly partition each explanation set into minibatches
19:    $\mathcal{E}_{\mathcal{G}, \mathcal{I}_k} = \{ \mathcal{E}_{\mathcal{G}, \mathcal{I}_k}^1, \dots, \mathcal{E}_{\mathcal{G}, \mathcal{I}_k}^{n_1} \}$  s.t.  $\forall a \mid \mathcal{E}_{\mathcal{G}, \mathcal{I}_k}^a \mid = m$ 
20:    $\mathcal{E}_{\mathcal{G}', \mathcal{I}_k} = \{ \mathcal{E}_{\mathcal{G}', \mathcal{I}_k}^1, \dots, \mathcal{E}_{\mathcal{G}', \mathcal{I}_k}^{n_2} \}$  s.t.  $\forall b \mid \mathcal{E}_{\mathcal{G}', \mathcal{I}_k}^b \mid = m$ 
21:    $\mathcal{A}_{\mathcal{I}_k} = []$ ;  $r_{\mathcal{I}_k} = \{ \}$ 
22:   for each pair of minibatches  $(\mathcal{E}_{\mathcal{G}, \mathcal{I}_k}^a, \mathcal{E}_{\mathcal{G}', \mathcal{I}_k}^b)$  do
23:     # Extract/update divergent aspects  $\mathcal{A}$ 
24:     # Score group divergence on Likert scale  $r$ 
25:      $[\mathcal{A}_{ab}, r_{ab}] = \text{LLM.ExtractAspectsAndLikert}(\mathcal{E}_{\mathcal{G}, \mathcal{I}_k}^a, \mathcal{E}_{\mathcal{G}', \mathcal{I}_k}^b, \mathcal{A}_{\mathcal{I}_k})$ 
26:      $\mathcal{A}_{\mathcal{I}_k} = \mathcal{A}_{ab}$ ;  $r_{\mathcal{I}_k}[\mathcal{A}_{ab}] = r_{ab}$ 
27:    $\mathcal{R}_{\mathcal{I}_k} = []$ 
28:   for each aspect  $\mathcal{A}_k \in \mathcal{A}_{\mathcal{I}_k}$  do
29:     if  $r_{\mathcal{I}_k}[\mathcal{A}_k] > \ell$  then
30:        $\mathcal{R}_{\mathcal{I}_k} \leftarrow \mathcal{R}_{\mathcal{I}_k} \cup \{ \mathcal{A}_k \}$ 
31:    $\mathcal{R} \leftarrow \mathcal{R} \cup \{ \mathcal{R}_{\mathcal{I}_k} \}$ 
32: return  $\mathcal{R}$ 
```

Algorithm 2 GPA-CT: Inference

Require: Partial conversation $S_i = [U_1, A_1, \dots, U_j]$ up to j^{th} user utterance

Require: Rubric \mathcal{R}

Ensure: LLM answer A_j

```
1: Step 1: Classify user group and intent
2:  $\mathcal{I}_i = \text{Intent}(S_i)$ 
3:  $\mathcal{G}_i = \text{Group}(S_i)$ 
4: Step 2: Retrieve Rubric and Augment Prompt
5:  $\mathcal{R}_i = \mathcal{R}_{\mathcal{I}_i}$ 
6:  $A_j = \text{LLM.ModifyPromptWithRubrics}(S_i, \mathcal{G}_i, \mathcal{R}_i)$ 
7: return  $A_j$ 
```

The results demonstrate that both the GPA-CT and GPA-FT methods perform well when Gemma is used as the base model.

Both GPA-FT and GPA-CT can generate more satisfactory responses than the original DSAT responses. We compare each of the model responses with the actual DSAT responses from Experts and Novice Samples and prompt GPT4-o to decide which of the response would increase satisfaction level given the conversation history and the followup dissatisfactory user feedback. Next, we ob-

serve whether our methods are chosen over the true dissatisfactory responses and we show results in Table 7. We found that compared to baselines, GPA-FT and GPA-CT provides higher winrates.

In Figure 6, we plot how the training set size used to compute the rubric for GPA-CT affects the WinRate (WR).

DPO with preference data is the optimal choice for GPA-FT. Table 8 clearly shows that DPO consistently achieves the highest win rates, making it the best choice for the GPA-FT approach. DPO vs.

Algorithm 3 GPA-FT Training

Require: Conversation set \mathbf{C} ; User groups \mathcal{G} and \mathcal{G}' ; Intent labels \mathcal{I} ; User judgments \mathcal{J} ; Rubrics \mathcal{R}

Require: $Model_{Base}$ is the base LLM model

Ensure: $Model_{FT}$ is fine-tuned model dictionary per group

```
1: Step 1: Generate Synthetic Data
2: for each group  $\mathcal{G}, \mathcal{G}'$  do
3:    $T_{aug, \mathcal{G}} = []$ 
4: for each conversation  $C_i \in \mathbf{C}$  do
5:    $\mathcal{I}_i = \text{Intent}(C_i)$ 
6:    $\mathcal{G}_i = \text{Group}(C_i)$ 
7:    $T_{aug, \mathcal{G}_i} = T_{aug, \mathcal{G}_i} \cup \{C_i\}$ 
8:   for  $j = [1..l_i]$  do
9:      $S_j = [U_1, A_1, \dots, U_j]_{C_i}$ 
10:     $S_{j, aug} = \text{RubricGuidedDataGeneration}(S_j, \mathcal{I}_i, \mathcal{G}_i, \mathcal{R}[\mathcal{I}_i])$ 
11:     $T_{aug, \mathcal{G}_i} = T_{aug, \mathcal{G}_i} \cup \{S_{j, aug}\}$ 
12: Step 2: FineTune LLM for each group
13:  $Model_{FT} = \{\}$ 
14: for each group  $\mathcal{G}, \mathcal{G}'$  do
15:    $Model_{FT}[\mathcal{G}_i] = \text{FineTuneLLM}(Model_{Base}, T_{aug, \mathcal{G}_i}, \mathcal{J})$ 
```

Algorithm 4 Rubric-Guided Data Generation

Require: Training example $T = [S_i, A_j, \mathcal{J}(S_i)]$, where $S_i = [U_1, A_1, \dots, U_j]$ is a conversation up to j^{th} user utterance, A_j is the AI response, and $\mathcal{J}(S_i)$ is the user’s preference judgement for A_j

Require: Intent \mathcal{I}_i , Group \mathcal{G}_i , Rubric $\mathcal{R}_{\mathcal{I}_i}$

Ensure: Augmented training data T_{aug}

```
1: # Generate Augmented Training Example with Rubric
2: if  $\mathcal{J}(S_i) == +1$  then
3:   # Output is preferred by user, modify to include dispreferred group aspects
4:    $A_{aug} = \text{LLM.ModifyPromptWithRubrics}(S_i, \mathcal{G}', \mathcal{R}_i)$ 
5:    $T_{aug} = [S_i, A_{aug}, -1]$ 
6: if  $\mathcal{J}(S_i) == -1$  then
7:   # Output is dispreferred by user, modify to include preferred group aspects
8:    $A_{aug} = \text{LLM.ModifyPromptWithRubrics}(S_i, \mathcal{G}_i, \mathcal{R}_i)$ 
9:    $T_{aug} = [S_i, A_{aug}, +1]$ 
10: return  $T_{aug}$ 
```

Algorithm 5 GPA-FT: Inference

Require: Partial conversation $S_i = [U_1, A_1, \dots, U_j]$ up to j^{th} user utterance

Require: Per-group, fine-tuned model dictionary $Model_{FT}$

Ensure: LLM answer A_j

```
1: Step 1: Classify user group
2:  $\mathcal{G}_i = \text{Group}(S_i)$ 
3: Step 2: Retrieve Group-Aware Model and generate response
4:  $Model_{FT} = Model_{FT}[\mathcal{G}_i]$ 
5:  $A_j = Model_{FT, \mathcal{D}_i}(S_i)$ 
6: return  $A_j$ 
```

Base achieves a 73.36% Win Rate, significantly outperforming other methods, demonstrating that DPO leads to stronger preference alignment compared to the base model. Additionally, DPO vs. KTO-Only (70.61% WR) and DPO vs. KTO-Augmented (61.46% WR) indicate that DPO still maintains a strong advantage over KTO-based approaches, reinforcing its robustness in fine-tuning. Rubric augmentation using KTO does help, as KTO-Augmented vs. Base achieves a 67.63% Win Rate, showing an improvement over KTO vs. Base (53.41%). However, KTO-based models still fall

short of DPO’s performance, especially when comparing DPO vs. KTO-Augmented, where DPO wins 61.46% of the time. This suggests that while rubric augmentation improves alignment, it is not as effective as preference optimization through DPO. Thus, DPO is the optimal choice for GPA-FT.

GPA is generalizable across domain and user-groups. Results in Table 9 and Table 10 provide insights into GPA-CT’s generalization across different cultural and expertise-based user groups, evaluated at varying EC (confidence) thresholds (65, 70, 75). The results compare GPA-CT against Base,

Model	LLM Pref (W/L/T)	LLM conf ≥ 75	LLM Pref (W/L/T)	LLM conf ≥ 75
	Intent=Programming/Group=Novice		Intent=Programming/Group=Expert	
GPA-CT vs Base	0.6930 / 0.3041 / 0.0029	0.5797 / 0.4203	0.4489 / 0.5426 / 0.085	0.4696 / 0.5304
GPA-CT vs Persona	0.5702 / 0.4298 / 0.0000	0.5430 / 0.4570	0.5824 / 0.4063 / 0.114	0.5924 / 0.4076
GPA-CT vs Static	0.5754 / 0.4187 / 0.0058	0.5300 / 0.4700	0.5625 / 0.4290 / 0.085	0.6364 / 0.3636
GPA-FT vs Base	0.6842 / 0.2953 / 0.0205	0.6426 / 0.3574	0.5966 / 0.4034 / 0.0000	0.5676 / 0.4324
GPA-FT vs Persona	0.6439 / 0.4561 / 0.0000	0.5290 / 0.4710	0.6676 / 0.3295 / 0.0028	0.6939 / 0.3061
GPA-FT vs Static	0.6433 / 0.3480 / 0.0088	0.5807 / 0.4193	0.6761 / 0.3210 / 0.0028	0.6842 / 0.3158
GPA-FT vs GPA-CT	0.5351 / 0.4649 / 0.0000	0.5426 / 0.4574	0.6903 / 0.3097 / 0.0000	0.6764 / 0.3236

Table 5: GPA-CT and GPA-FT results on the Microsoft Copilot dataset for Gemma for the Novice and Expert groups. The LLM expected confidence ≥ 75 is reported and W/L/T=win/lose/tie.

Model	Novice	Expert
GPA-CT vs Base	84.3 / 15.6	65.77 / 34.22
GPA-CT vs Persona	73.4 / 26.5	61.74 / 38.25
GPA-CT vs Static	76.5 / 23.4	55.03 / 44.91
GPA-FT vs Base	64.51 / 35.48	54.12 / 45.88
GPA-FT vs Persona	51.62 / 48.38	63.54 / 36.45
GPA-FT vs Static	45.12 / 54.83	58.86 / 41.13
GPA-FT vs GPA-CT	44.22 / 55.78	56.16 / 43.84

Table 6: Results for Wildchat with Llama. LLM expected confidence (EC) [LLM conf ≥ 75] W/L/T=win/lose/tie

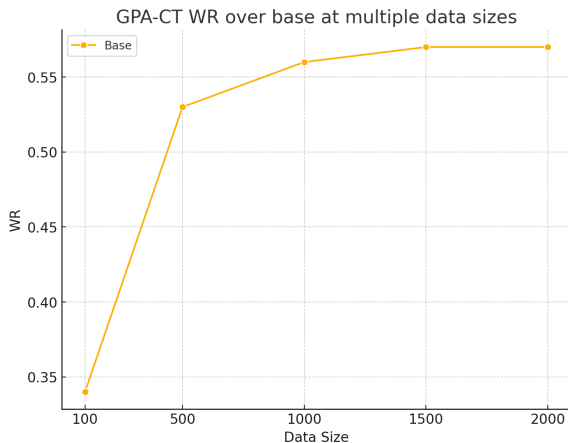


Figure 6: Learning Curve to Show that GPA-CT is a data-efficient algorithm. We vary the training data size (100, 500, 1000, 1500, 2000 samples) for extracting our preference rubrics across the Expert and Novice Groups on Wildchat Programming Domain and observe the Win-Rate over the base model on a held-out test set using Prompt 19. We observe the performance becomes stable using only 1000 examples for rubric creation, making it a data-efficient customization approach.

Persona, and Static setups in two domains: India vs. US (Cultural Evaluation) and Education (Novice vs. Expert Evaluation).

1. Cultural Generalization (India vs. US) Consistent Gains Over Base: GPA-CT consistently outperforms the Base model across EC thresholds, with a win rate increasing from 60.57% (EC=65) to 63.52% (EC=75), showing stable adaptation across cultural contexts. Stronger Performance Against Persona & Static: The win rate vs. Persona remains stable ($\approx 65\%$), while GPA-CT shows stronger gains vs. Static at EC=70 (72.22%), indicating that contextual fine-tuning provides advantages over rigid static responses. Higher EC Improves Differentiation: The lose rate decreases slightly at EC=75, suggesting that higher confidence filtering leads to better generalization. 2. Expertise Generalization (Novice vs. Expert in Education Domain) Performance Is More Balanced: Compared to cultural evaluation, win rates in the education domain are more balanced across expertise groups, suggesting that novices and experts respond similarly to GPA-CT’s responses. Slight Gains Over Persona: GPA-CT vs. Persona win rate remains around 51-52%, indicating Persona-based fine-tuning is already well-aligned with education-based responses. Better Adaptation Over Static: GPA-CT outperforms Static consistently (55.19% win rate at EC=65 and 54.90% at EC=75), rein-

	Win Rates	Lose Rates	Tie Rates
GPA-FT	0.4848	0.2504	0.2648
GPA-CT	0.4877	0.2470	0.2653
Static	0.4283	0.3014	0.2703
Persona	0.4252	0.2491	0.3257
Base	0.4333	0.5167	0.0500

Table 7: Normalized Win, Lose, and Tie Rates

Comparison	Win %	Lose %
DPO vs Base	73.36%	26.64%
DPO vs KTO-Augmented	61.46%	38.54%
DPO vs KTO-Only	70.61%	29.39%
KTO vs Base	53.41%	46.59%
KTO-Augmented vs Base	67.63%	32.37%

Table 8: Win/Loss Percentages of Different Finetuning Methods on Copilot Test Set justifying our best choice of DPO for our remaining GPA-FT experiments.

forcing the advantage of dynamic context-aware models over fixed prompts.

GPA-CT generalizes well across cultural differences (India vs. US), maintaining a consistent win rate across EC thresholds. Higher EC filtering enhances performance differentiation, particularly in cultural evaluations. Performance in the education domain is more balanced across expertise levels, with smaller gains over Persona but consistent advantages over Static. EC thresholds affect generalization differently—higher EC benefits cultural evaluations more than expertise-based evaluations.

A.4 Prompts

The GPA-CT and GPA-FT methods use a number of LLM prompts which we describe in this appendix. User preferences are inferred for both satisfaction and dissatisfaction judgments. The prompt for inferring user preference for satisfaction in line 8 of Algorithm 1 can be found in the prompt in Table 11 titled LLM.InferUserPreference (for SAT judgment). Similarly, inferring the user preference in line 10 of Algorithm 1 under the dissatisfaction condition can be accomplished using the prompt titled LLM.InferUserPreference (for DSAT judgment). The aspects and likert rating are computed using the LLM.ExtractAspectsAndLikert prompt in Table 13. The LLM.ModifyPromptWithRubrics in Table 14 is used to generate a response from the LLM. This prompt is used for GPA-CT

inference in Algorithm 2 and Rubric-Guided Data Generation in Algorithm 4. The *Persona* results are generated with the LLM.PersonaEvaluation prompt presented in Table 18 and Table 19. The win-lose-tie rates for the results presented in Section 5 are computed from the prompt in Table 18. Table 20 provides the LLM.IndividualDSATEvaluation prompt. Finally, labeling a user’s expertise in a conversation is accomplished using the LLM.ExpertiseLabellingPrompt prompt in Table 15.

Model	EC = 65	EC = 70	EC = 75
Llama-India and US			
GPA-CT vs Base	0.6057 / 0.3942	0.6038 / 0.3961	0.6352 / 0.3647
GPA-CT vs Persona	0.6490 / 0.3509	0.6473 / 0.3526	0.6666 / 0.3333
GPA-CT vs Static	0.6473 / 0.3526	0.7222 / 0.2661	0.6666 / 0.3333

Table 9: Performance comparison of GPA-CT models prompt-tuned with India and US Persona at different EC levels

Model	EC = 65	EC = 70	EC = 75
Education Domain			
GPA-CT vs Base	0.5259 / 0.4740	0.5259 / 0.4740	0.5229 / 0.4771
GPA-CT vs Persona	0.5140 / 0.5259	0.5140 / 0.5259	0.5271 / 0.5229
GPA-CT vs Static	0.5519 / 0.4481	0.5519 / 0.4481	0.5490 / 0.4599

Table 10: Performance comparison of models in the Education Domain at different EC thresholds.

LLM.InferUserPreference (for SAT judgment)

OVERVIEW

You will be given a conversation between a User and an AI agent. Your task is to assess the reasons of user’s happiness based on the conversation history and the bot response.

TASK:

Classify the user’s intent from the conversation {conversation history}. Also determine what the user expects from the bot and why the user finds the bot’s response {user remarks} useful.

Determine based on whatever the user remarks after the bot’s response {user remarks}.

ANSWER FORMAT

Format your output as JSON Object where the keys are user-intent, user-expectation-from-bot and reasons-for-happiness. Do not output anything else except this.

Table 11: LLM.InferUserPreference (for SAT judgment)

LLM.InferUserPreference (for DSAT judgment)

OVERVIEW

You will be given a conversation between a User and an AI agent. Your task is to assess the reasons of user’s frustration based on the conversation history and the bot response.

TASK:

Classify the user’s intent from the conversation {conversation history}. Also determine what the user expects from the bot and why the user finds the bot’s response {user remarks} frustrating.

Determine based on whatever the user remarks after the bot’s response {user remarks}.

ANSWER FORMAT

Format your output as JSON Object where the keys are user-intent, user-expectation-from-bot and reasons-for-frustration. Do not output anything else except this.

Table 12: LLM.InferUserPreference (for DSAT judgment)

LLM.ExtractAspectsAndLikert

OVERVIEW

Task Overview:

You have to compare preference explanations of two user groups based on some aspects in {intent-name}, and provide ratings of 1-5 depending on how much different are their preference from the bot while interaction. You have to update the comparison output based on what was observed previously {previous-aspects} and the current observed differences in preference explanations between group 1 and group 2 described below. Make sure that if there is no observed datapoints for an aspect in either group, provide the least rating in that case.

Primary Intent

Intent : {intent}

Preference explanations of Group 1

{preferences-of-group 1}

Preference explanations of Group 2

{preference-of-group 2}

Annotation Guidelines on a scale of 1-5

1 : It indicates there is no observed difference between the preferences of two groups on this aspect,

2 : It indicates there is a minor difference between the preferences of two groups on this aspect,

3 : It indicates moderate difference between the preferences of two groups on this aspect,

4 : It indicates remarkable difference between the preferences of two groups on this aspect,

5 : It indicates undoubtedly stark difference between the preferences of two groups on this aspect.

Output Format

Format your output as JSON where keys are aspects and values are 1) ratings from 1-5 and 2)

Interpretation of the rating in 2-3 sentences.

Table 13: LLM.ExtractAspectsAndLikert

LLM.ModifyPromptWithRubrics

OVERVIEW

Task

You will be provided with a conversation between a user and bot. Based on the conversation history, you have to generate a suitable response. Make sure that you follow some rules while generating the response.

Conversation History

{conversation-history}

User Input

{user-input}

Some Rules to Follow

{rubrics-for-intent-and-group}

Output Format

Format your output as a JSON Object with response as key. Do not output anything else except this JSON.

Table 14: LLM.ModifyPromptWithRubrics

LLM.ExpertiseLabeling

OVERVIEW

OVERVIEW

You will be given a conversation history between a User and an AI agent. Your task is to determine user's expertise in the subject of the conversation.

USER EXPERTISE

User expertise levels in a conversation subject range from novice, indicating a lack of familiarity with fundamental concepts, to expert or master, denoting a deep understanding of relevant vocabulary, concepts, and principles.

- Novice: A subject novice is a person who has little or no familiarity with a specific topic or domain. A subject novice may ask questions that are vague, general, irrelevant, or based on incorrect assumptions. A subject novice may also have difficulty understanding the terminology, concepts, or arguments of experts or more knowledgeable people in the subject. They may ask basic or general questions that can be answered by simple definitions, examples, or facts. They may not be aware of the sources, methods, concepts, or terminology that are relevant to the subject.

- Intermediate: A subject intermediate is someone who has some basic knowledge or familiarity with a certain topic, but not enough to be considered an expert or a novice. A subject intermediate can ask general questions that reflect their curiosity or interest in the topic, but not very specific or complex ones that require deeper understanding or analysis. A subject intermediate might have learned some terms or concepts related to the topic, but not how to apply them in different contexts or situations.

- Expert: A subject expert is someone who can apply relevant concepts and terminology to different scenarios and problems. They can analyze and interpret data, compare and contrast different methods or approaches, and justify their reasoning with evidence. The user also demonstrates curiosity and interest in the subject by asking questions that go beyond the surface level and explore the deeper implications and connections of the topic. He has a deep and comprehensive understanding of a specific topic or field, and can use specialized terms and references to communicate their knowledge. A subject expert can state accurate facts, provide relevant examples, and cite authoritative sources related to their topic or field.

- Unknown: There is not enough information to determine the user's expertise.

OUTPUT FORMAT

Format your output as JSON Object with key as Expertise-label and values as either Novice, Intermediate, Expert or Unknown.

INPUT

Conversation History

OUTPUT

Table 15: Prompt to Classify Expertise

LLM.PersonaRole-Playing

OVERVIEW

You will be given a conversation between a User and an AI agent. Your task is to generate response that would tailor to a {group} user in the {intent.domain} domain.

Table 16: Persona-Role Playing Response Generation

LLM.StaticPrompting

Overview

Tell me the expectations of a {group} user in a {intent.domain} domain from the chatbot. Answer in a few sentences.

Table 17: Static

LLM.PersonaEvaluation

OVERVIEW

Task

Imagine yourself as a group user in the {intent.domain} domain. Based on your persona and the conversation history, you have to judge which response would you prefer among Option A and Option B along with the step-by-step reasoning.

Conversation History

{conversation-history}

Option A

option1

Option B

option2

Output Format

Format your output as a JSON Object with key as Reason and Output. Output the step-by-step reasoning and then Option A or Option B or can't decide. You should not output anything except the JSON.

Table 18: Prompt used for LLM-as-a-Personalized-Judge

LLM.PersonaEvaluationwithEC

OVERVIEW

Task

Imagine yourself as a {group} user in the {intent.domain} domain. Based on your persona and the conversation history, you have to judge which response would you prefer among Option A and Option B along with the step-by-step reasoning.

Additionally, assess your confidence in this decision by assigning a certainty level from 1 to 100.

Use the following guidelines to assign the certainty level:

1–20 (Uncertain): The user profile provides insufficient or minimal evidence. The decision is largely based on weak or indirect hints.

21–40 (Moderately Confident): There is noticeable evidence supporting a preference, though it is not comprehensive, and other interpretations are possible. 41–60 (Quite Confident): You find clear and convincing evidence that supports your prediction, though it is not entirely decisive.

61–80 (Confident): The user profile contains strong evidence that clearly supports your prediction, with very little ambiguity.

81–100 (Highly Confident): The user profile provides direct and explicit evidence that decisively supports your prediction

Conversation History

{conversation-history}

Option A

option1

Option B

option2

Output Format

Format your output as a JSON Object with keys as Reason, Output, Confidence. Output the step-by-step reasoning and then Option A or Option B and the confidence value from 1-100. You should not output anything except the JSON.

Table 19: Prompt used for LLM-as-a-Personalized-Judge with confidence (Dong et al., 2024)

LLM.IndividualDSATEvaluation

OVERVIEW

Task

In the conversation context between user and assistant: {conversation_history}, based on user utterance : {user_utterance}, when the bot responds : {bot_response}, the user felt {judgment_label}, then he provides a feedback by commenting {feedback_comment}.

You have to compare Option A and Option B and judge which response is very different from reference bot response {bot_response}, such that the user will not provide a followup comment {feedback_comment}.

Option A

{optionA}

Option B

{optionB}

Output Format

Format your output as a JSON Object with keys as Option and reasoning. Output either Option A or Option B or can't decide. You should not output anything except the JSON. Do not judge based on user expertise. Judge only based on which response is very different from reference bot response {bot_response}.

Table 20: Individual DSAT Evaluation