
Datasets, Documents, and Repetitions: The Practicalities of Unequal Data Quality

Alex Fang^{1,2} Hadi Pouransari¹ Matt Jordan³
Alexander Toshev¹ Vaishaal Shankar⁴ Ludwig Schmidt² Tom Gunter¹

Abstract

Data filtering has become a powerful tool for improving model performance while reducing computational cost. However, as large language model compute budgets continue to grow, the limited data volume provided by heavily filtered and deduplicated datasets will become a practical constraint. In efforts to better understand how to proceed, we study model performance at various compute budgets and across multiple pre-training datasets created through data filtering and deduplication. We find that, given appropriate modifications to the training recipe, repeating existing aggressively filtered datasets for up to ten epochs can outperform training on the ten times larger superset for a single epoch across multiple compute budget orders of magnitude. While this finding relies on repeating the dataset for many epochs, we also investigate repeats within these datasets at the document level. We find that not all documents within a dataset are equal, and we can create better datasets relative to a token budget by explicitly manipulating the counts of individual documents. We conclude by arguing that even as large language models scale, data filtering remains an important direction of research.

1. Introduction

Scaling data and compute has been the winning recipe for producing state of the art machine learning models. As costs increase with diminishing returns, recent work often point to high quality data as a key factor for high model performance (Team et al., 2023; Dubey et al., 2024). One method of obtaining high quality data is through data filtering. However, as frontier level large language models (LLMs) scale in compute through increases in both parameter count and token

count, there are concerns that we will run out of training data. Data filtering reduces the dataset size, creating a tension between data quality and data quantity. It is currently unclear whether the performance gains from data filtering can be sustained at scale through repetitions as an attempt to compensate for the reduction in dataset size.

Recent work has studied data filtering as a means of efficiently training relatively performant models with limited compute (Gadre et al., 2023; Li et al., 2024). However, it is unclear if the findings are practical for training larger models. Unfortunately, existing frontier level LLMs lack transparency when it comes to their data filtering pipelines (Team et al., 2023; Dubey et al., 2024; Achiam et al., 2023; Liu et al., 2024). This gap in knowledge adds to the concerns about the practicality of data filtering at scale.

Understanding the interaction between data filtering and scaling would be made easier if we better understood what it means to be a better dataset. Currently the quality of a dataset is determined by the performance of a model trained on it as evaluated by standardized benchmarks. However, there are other traits we desire in data beyond raw downstream model performance, such as repeatability and performance over replacement. Developing a better understanding of these traits would allow for more principled construction of better datasets.

In what follows we will compare DCLM-baseline filtering (Li et al., 2024) with a superset comprising the strictly looser RefinedWeb filtering (Penedo et al., 2023), as well as the commonly studied C4 filtering (Raffel et al., 2020). We find that while better datasets are not necessarily more repeatable, the interaction between dataset performance and repeatability depends on the compute allocation used to train the model. Furthermore, we study practical considerations for scaling up aggressively filtered datasets by repeating them for multiple epochs to account for the reduced amount of tokens available. Datasets can be made more repeatable through regularizing factors, such as increasing weight decay and increasing tokens per parameter. We find that when training on the same number of total tokens, using ten epochs of the aggressively filtered DCLM-baseline can outperform a single epoch of its ten times larger superset—

¹Apple ²Stanford ³AI2, work done while at UT Austin
⁴Anthropic, work done while at Apple. Correspondence to: Alex Fang <alexfang@stanford.edu>.

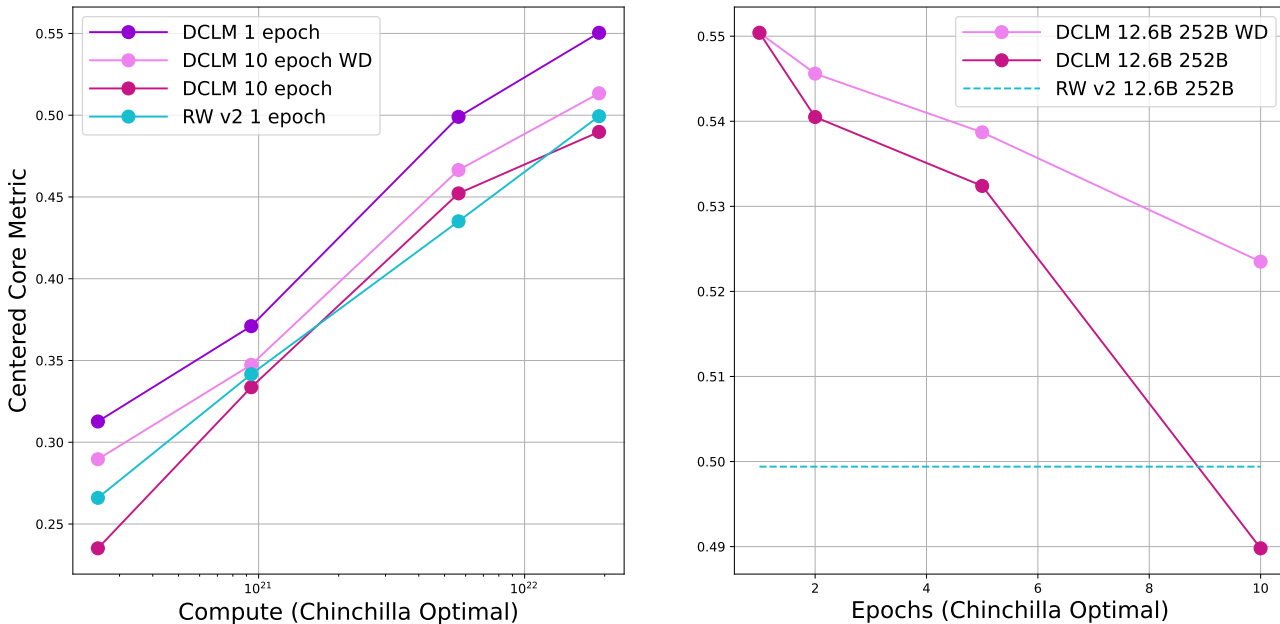


Figure 1: Repeating the aggressively filtered dataset DCLM-baseline for up to ten epochs consistently outperforms training on a single epoch of the ten times larger RefinedWeb superset (cyan)—provided that we adapt the weight decay for the high-repetition runs. On the left, we show that this result appears consistent across compute budgets. On the right we show that, at the largest compute budget tested, adapting the weight decay as a function of repetition allows for a significantly better result versus training on the superset. Results are evaluated on the centered core metric from DCLM, which is a normalized average over 22 tasks. We also include a MMLU version of the right side in Appendix C.

RefinedWeb.

Next, we investigate how to create better datasets through analyzing document duplicates within the dataset. We find that web data filtering results in a bias towards documents that are more often partially duplicated, which was also reported in (Penedo et al., 2024). Deduplicating the resulting dataset will therefore reduce the precision of the overall filtering step. We suggest simple methods that use a quality classifier to manipulate the individual counts of documents to improve dataset quality given a desired token budget, and show that this outperforms using only duplicate counts as in standard deduplication methods.

Lastly, we reflect on the role of data filtering for LLMs, and argue that it is a key ingredient for improving LLMs no matter the compute budget. We hope that this work not only clarifies some of the limitations of existing data filtering methods, but also demonstrates the value and practicality of data filtering, thus encouraging further research in this important direction.

2. Related work

Data Filtering We investigate whether data filtering is justifiable when it requires repeating to make up for the

decrease in tokens. Recent works such as DCLM (Li et al., 2024) and FineWeb-edu (Penedo et al., 2024) have shown how data filtering can greatly improve performance. However, these datasets only retain a few trillion tokens, which may not be enough to train state of the art models unless trained for multiple epochs. Our study thus takes into account this scenario where aggressively filtered datasets must be repeated, and compares them with larger but lower quality datasets.

Repeatability We study the interaction between repeating datasets and datasets of different quality. We build off Muenighoff et al. (2023), which studies training models that are data constrained. They find that for a fixed compute budget, data can be repeated four times before encountering significant diminishing returns compared to training on unique tokens. We differ from this work by looking at behavior across datasets of different quality, varying tokens per parameter and regularization settings, and using downstream evaluation accuracy instead of test loss.

Goyal et al. (2024) studies data filtering for CLIP models and argues that data filtering methods must take into account the computational budget. They find that training a ViT-B/32 for 640M samples on 12.8B LAION filtered samples does worse than 128B unfiltered samples, and that CLIP

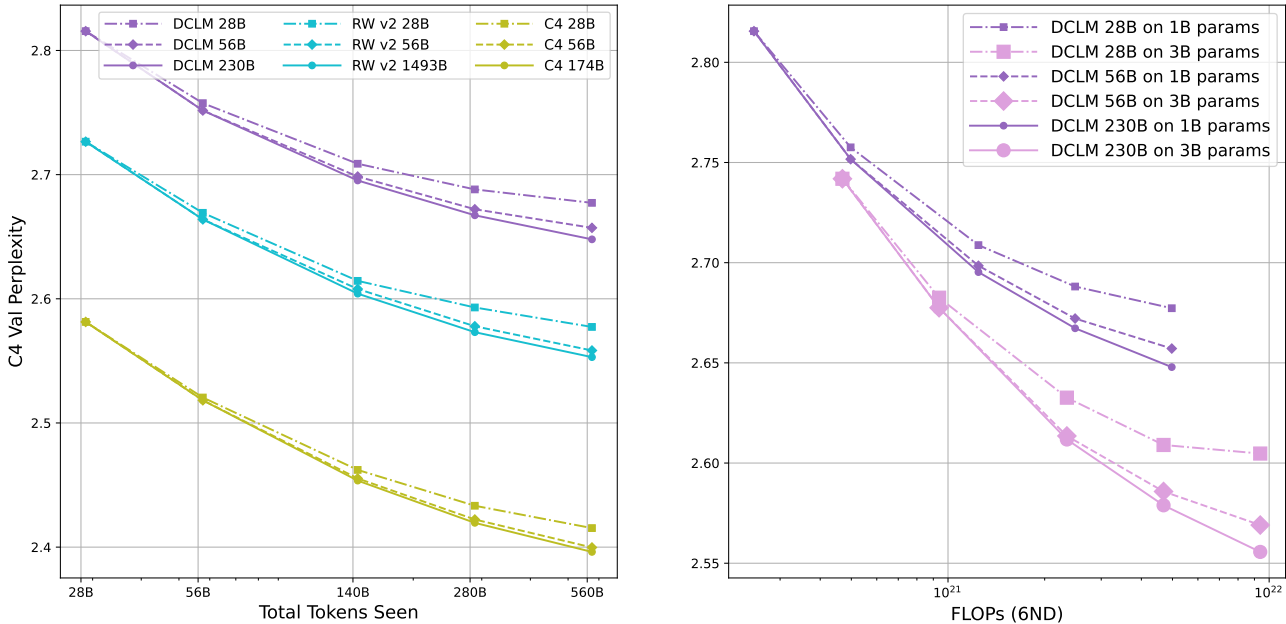


Figure 2: C4 perplexity as a function of training dataset and repetition count. Over-repeating data leads to diminishing returns irrespective of the training dataset chosen. In the left plot we show that heavy repetition results in a similar degradation in validation loss for all datasets tested. The right hand side shows that this effect holds at larger compute budgets for similarly over-trained models on the DCLM dataset.

models trained on large amounts of compute should use less aggressive filtering.

Compute Allocation Explicitly repeating tokens can lead to different optimal compute allocations. Hoffmann et al. (2022) studies optimal allocation of parameters and tokens for a given training computational budget. Their suggested ratio for parameters to tokens is considered Chinchilla optimal, while training for more or less tokens can be considered overtraining or undertraining relative to that model size. Muennighoff et al. (2023) find that under the assumption of repeated data, overtraining is more efficient than staying at Chinchilla optimal.

Deduplication Prior work has shown that training on deduplicated data is desirable because it improves performance (Lee et al., 2022), reduces privacy risks (Kandpal et al., 2022), and reduces memorization (Carlini et al., 2023). However, more recent works like DCLM and FineWeb-edu use sharded deduplication for both engineering and performance reasons. TxT360 (Liu et al., 2025) takes a slightly different approach, using global deduplication followed by upsampling by the natural distribution to improve performance. We build on existing deduplication methods, and move toward upsampling based on quality metrics on a document level.

3. Repeating Filtered Datasets

In parallel to LLMs training on larger datasets, researchers are also focusing on filtering data to improve quality. Together, these factors accelerate concerns about running out of training data. In the earlier days of training LLMs, common practice was to train LLMs on a single epoch of data. This is in stark contrast to state of the art vision models, where practitioners would repeat data for many epochs. Though single epoch training may have benefits such as preventing memorization (Lee et al., 2022; Carlini et al., 2023), in this work we study data repetition across datasets from a purely performance perspective. Muennighoff et al. (2023) studied the repeatability of datasets in a data-constrained setting and found that datasets can be repeated for four epochs before noticing diminishing returns compared to training on fresh data. Building off this, we examine datasets of varying quality created through data filtering to understand whether these data filtering approaches affect repeatability. In this section we study datasets “as is” and treat them as a single unit rather than a collection of documents. We use original C4, DCLM’s reproduction of RefinedWeb (we will refer to this as RefinedWeb and RW v2 interchangeably), and DCLM-baseline. See Appendix I to compare datasets “as is” with datasets that are deduplicated.

In Figure 2 we study a scenario similar to the findings in Muennighoff et al. (2023), but instead start with Chinchilla

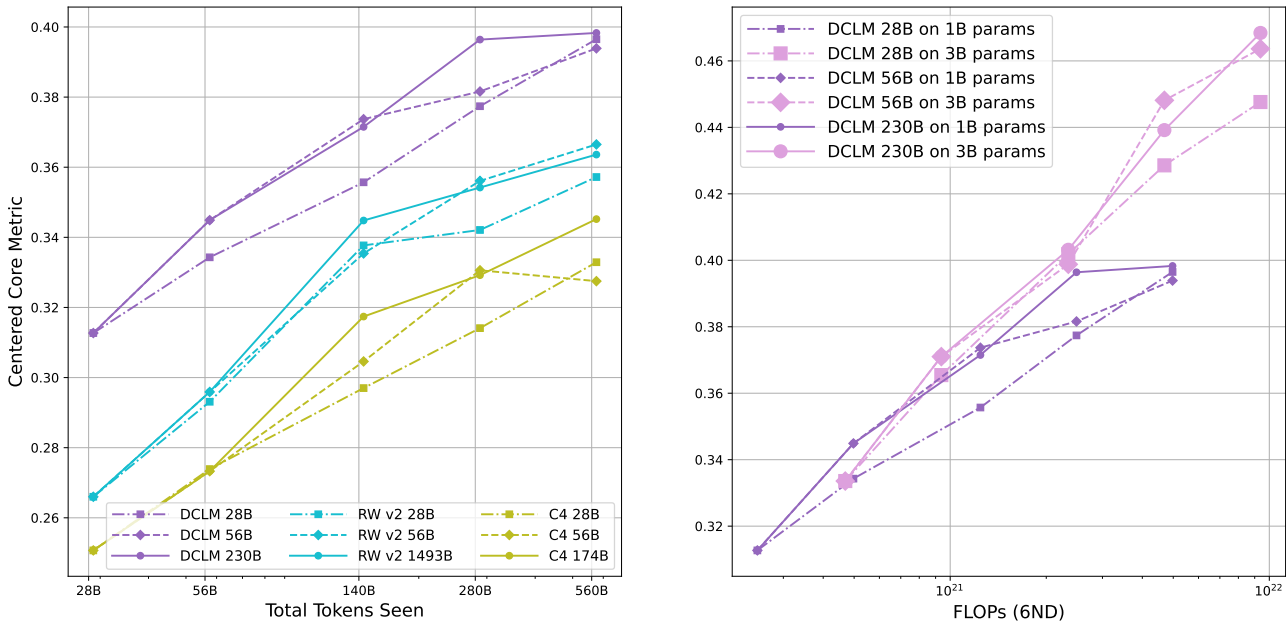


Figure 3: Downstream accuracy average of 22 tasks as different datasets are repeated and overtrained. The left side only contains 1B models across a variety of datasets and unique tokens, while the right side only trains on DCLM-baseline while varying in model size and unique tokens.

optimal unique tokens for 1B parameter models. On the left side, we observe that C4 validation perplexity eventually sees diminishing returns when training on C4 after repeating. In addition, we also train on higher quality datasets DCLM-baseline and RefinedWeb, and find that they have similar repeatability behavior when evaluating on C4 validation perplexity. In this setting we start with a Chinchilla optimal compute allocation and then repeat epochs by fixing the model size while increasing the token count, and compare this to datasets with more available tokens. On the right side we vary model size, but maintain the same dataset sizes that we repeat. This figure suggests that increasing model size while maintaining dataset size decreases repeatability, but there is not enough information to make a conclusion so we will explore this further later in the section. When we move to evaluating downstream accuracy across a 22 task subset from LLM Foundry (referred to as core centered metric in DCLM), we see in Figure 3 that quantifying repeatability is even less clear. It appears that when comparing using downstream accuracy, repeatability is more difficult to measure, and it is unclear if repeating meets the same diminishing returns seen when evaluating on C4 perplexity. What is common between the two evaluation settings is that datasets that achieve better performance do not seem more repeatable than inferior datasets when examining diminishing returns.

Although better performing datasets are not more repeatable by preventing diminishing returns, in the overtraining setting (Figure 3) better datasets repeated multiple times

clearly maintain better performance than an inferior dataset that is not repeated. However, it is important to note that overtraining is practical only in certain settings with priorities such as minimizing inference cost, and there is an assumption in Figure 3 that there is at least enough tokens to train for Chinchilla optimal. This assumption does not always hold when LLMs are scaled up, especially when data filtering is involved.

In contrast to repeating datasets by training for longer, we next examine fixing the token budget and repeating by decreasing the number of unique tokens. This scenario forces us to examine cases where there are fewer unique tokens available than Chinchilla optimal. In Figure 4 we compare for a fixed model size and total token budget how performance varies as you reduce the number of unique tokens available, which causes an increase in the number of repeats for which the model sees the dataset. When there is no longer at least the Chinchilla optimal number of tokens available, repeating the DCLM-baseline dataset with too few unique tokens can lead to worse performance than training for a single epoch on its superset of RefinedWeb filtered data. On the other hand, compute allocations with high tokens per parameter seem to benefit more from higher quality datasets, since DCLM can be repeated more times to equalize performance with unrepeated RefinedWeb. Tokens per parameter is the main factor, as increasing model size while maintaining token count decreases DCLM repeatability to equalize with RefinedWeb, and increasing token count

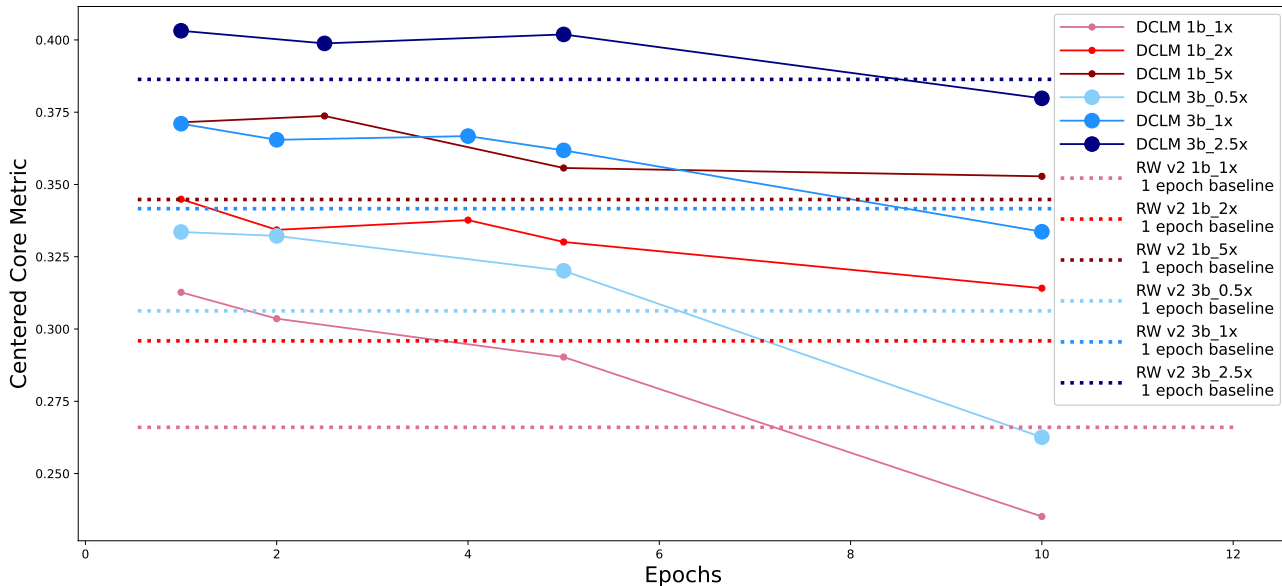


Figure 4: Downstream accuracy average of 22 tasks of DCLM-baseline dataset as we fix total tokens trained and vary epochs and unique tokens seen. Dotted horizontal line represents training one epoch on the RefinedWeb baseline, which we compare against because DCLM-baseline is additional filtering on top of RefinedWeb. Legend denotes model size and multiplier to scale tokens seen at Chinchilla optimal.

while maintaining tokens per parameter does not consistently increase DCLM repeatability to equalize performance with unrepeated RefinedWeb (Figure 1, left). This would also explain why unrepeated RefinedWeb does worse than heavily repeated DCLM in Figure 3. But there are increasing diminishing returns to performance with respect to compute when increasing tokens per parameter, so there still needs to be a balance when doing data filtering.

Table 1: Weight decay can reduce performance degradation from repeating data. All models are 12.6B parameters trained for 252B total tokens. We report results using the centered core metric. The default weight decay is 0.0316. Note that we confirm WD 1x is optimal for a single epoch of RefinedWeb, as well as for a single epoch of DCLM.

Repeats	WD 1x	WD 2x	WD 3x
10 epochs	0.489	0.523	0.513
5 epochs	0.532	0.539	0.528
2 epochs	0.541	0.546	0.545
1 epochs	0.550	0.547	0.546

We can mitigate the performance degradation caused by repeating data with regularization in the form of increasing weight decay. In Table 1, we see that the optimal weight decay value increases as we increase the number of repeats. A reasonable schedule is to scale weight decay by roughly the square root of the number of repeats. With the optimal

weight decay values, we see in Figure 1 that training for ten epochs of DCLM-baseline outperforms training on RefinedWeb filtered data for a single epoch. This is notable because DCLM-baseline takes the top 10% of documents of RefinedWeb as scored by a FastText classifier. However, it is important to note that this does not mean DCLM-baseline is a strictly better dataset than RefinedWeb filtering. When data is a much more constrained resource than compute, it is likely that diminishing returns from heavily repeating DCLM-baseline will perform worse than repeating RefinedWeb filtered data a couple of times.

4. Repeating Documents To Create Better Datasets

We have established that, even as compute budgets increase, models can remain dataset repetition resilient given the right training recipe. We now investigate whether high quality data repetition may be best implemented at a document level, as opposed to increased epochs on the entire dataset. To better understand this question, we dive into DCLM-baseline, which contains many duplicates (fuzzy and exact) because it uses sharded deduplication due to engineering constraints. Penedo et al. (2024) also uses sharded deduplication, observing that global deduplication does not always improve performance. This is in contrast to prior standard practices of deduplication, which recommended global deduplication and training for a single epoch on the resulting dataset.

Table 2: 7B models trained on DCLM-baseline for 138B tokens (Chinchilla optimal) using different subsampling methods.

Subsampling Method	CORE (22 task average)	MMLU
Duplicate aware subsample	34.1	25.1
Global deduplication then subsample	41.7	28.5
Uniform subsample	44.4	42.2
Keep docs with duplicates ≥ 7 , then dedup	45.8	40.0

The performance gains from data filtering clearly demonstrates that not all documents are of equal quality. We can also observe this by comparing subsampling strategies. The standard strategy is uniform subsampling, which results in a dataset that is diverse with very few duplicates, while more likely keeping documents that have more duplicates. A second strategy is to run minhash-based global fuzzy deduplication before subsampling down to the desired token count. Compared to uniform subsampling, incorporating global fuzzy deduplication treats documents with different duplicate counts equally, but both strategies should have few or no duplicates in the resulting subset if subsampling significantly. Lastly, we can mimic the duplication profile of the original dataset by using duplicate aware subsampling. For each group of duplicates, this strategy keeps or removes the entire group with probability equivalent to the duplicate count normalized by the desired dataset reduction. This strategy results in a subset with a significant number of duplicates compared to the other subsampling strategies.

In Table 2 we observe that duplicate aware subsampling performs the worst, suggesting that keeping a significant number of duplicates hurts performance. Uniform subsampling does significantly better than global deduplication before subsampling, which shows that documents in DCLM-baseline with high duplicate count are likely to be of higher quality. This is further supported by the fact that keeping unique copies for documents with greater than seven duplicates achieves competitive performance to uniform; however, this removes over 96% of the documents in DCLM-baseline.

Given a token budget and a metric correlated with document quality, we can take advantage of these findings by manipulating counts of individual documents through re-sampling. This is analogous to mixing but at document level instead of forming buckets. We use a function for assigning the counts of deduplicated documents within the dataset, adjust the range of the function by estimating how many more times you should repeat the best document in the dataset before including the worst, and adjust the domain of the function based on the number of documents desired. Figure 5 contains examples of such functions, which include greedily selecting the best documents with a constant function equal to a certain count ($y=count$), and a linear

Listing 1: Pseudocode to sample documents using count manipulation with a simple greedy function.

```
def greedy_function_example(score):
    # given a score, return how many copies
    # of the accompanying
    # document we want.
    # threshold is pre-calculated from all
    # scores.
    # in this example, threshold keeps 1
    # copy of top
    # documents to reach desired output
    # document count.
    if score >= threshold:
        return 1
    else:
        return 0

def sample_count_manipulation(documents,
    counts, scores, function):
    output = []
    for doc, count, score in zip(documents,
        counts, score):
        target_count = function(score)
        for _ in range(target_count):
            if np.random.rand() <= 1 /
count:
                output.append(doc)
    return output
```

function which would increase the diversity of documents when compared to the equivalent greedy strategy with the same maximum count value. Key to this approach is having a metric correlated with document quality. Here we use the worst ranking within the dataset between FastText score and pre-deduplication document count. In Table 3 we subsample from the 3.8T DCLM-baseline down to 138B tokens for training a 7B model, and our results show that doing basic document count manipulation can outperform the various baseline subsampling approaches. In this setting of extreme subsampling that reduces trillions of tokens to billions of tokens, the best strategy is greedily selecting high quality documents according to our metric without repeating.

The results in Table 3 are unusual in that we are taking an already highly filtered dataset and subsampling even further. Naturally, there are enough high quality tokens to train without repeats, hence the success of the greedy yet diverse

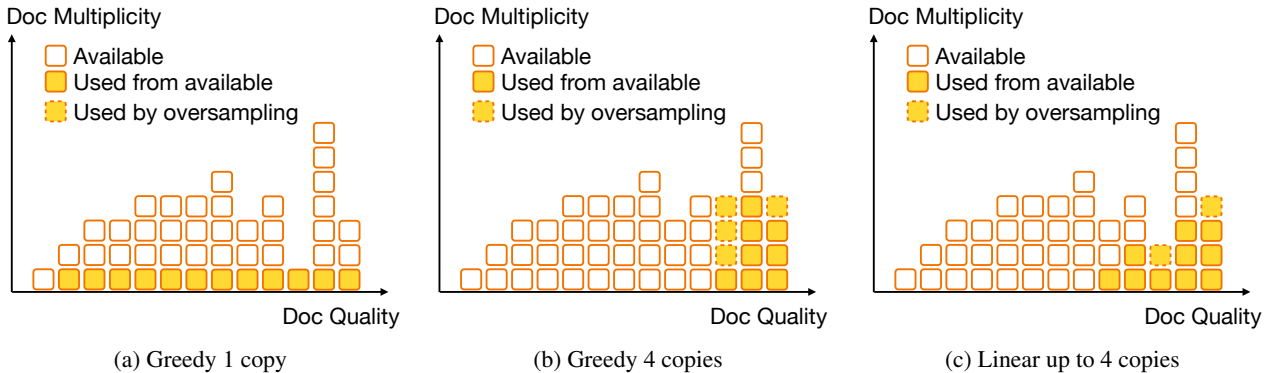


Figure 5: Examples of strategies for count manipulation.

Table 3: 7B models trained on DCLM-baseline for 138B tokens using different document count manipulation approaches. Figure 5 visualizes these strategies. Ensemble ranks documents by the worse rank between FastText score and duplication count.

Subsampling Method	CORE (22 task average)	MMLU
DCLM-baseline uniform subsample	44.4	42.2
Greedy 1 copy (dup count)	41.7	28.5
Greedy 4 copies (ensemble)	44.6	38.5
Greedy 1 copy (ensemble)	46.1	46.0
Linear up to 4 copies (ensemble)	46.0	44.2

strategy. However, this becomes impractical as we scale and there are no longer enough unique tokens to support this strategy. Therefore we now investigate the setting where the dataset we are trying to manipulate is closer in size to the desired token count. We duplicate aware subsample DCLM-baseline down to 280B tokens and apply count manipulation to produce 138B tokens for training a 7B model. As we scale back up, this would allow us to use the strategy on the entire DCLM-baseline to create a dataset close to two trillion tokens. In Table 4, we see that the best strategy is applying a linear function to balance the tradeoff between exploring diverse documents and exploiting high quality documents. Contrasting the best strategy in the two settings suggests that using a good count manipulation strategy is more important in the setting where data is constrained.

Combining duplicate aware subsampling with count manipulation is a powerful tool for studying datasets. Increasing dataset size typically refers to obtaining new tokens of the same quality. DCLM does this by increasing the number of Common Crawl WARC files at the same rate as increasing the training token budget. However, as seen in Figure 6, when the number of WARC files increases, so does the number of duplicates. We find that DCLM-baseline constructed from the DCLM 7B.2x pool contains 33% fuzzy duplicates, but DCLM-baseline constructed from 20 times more WARC files contains 83% fuzzy duplicates. By uni-

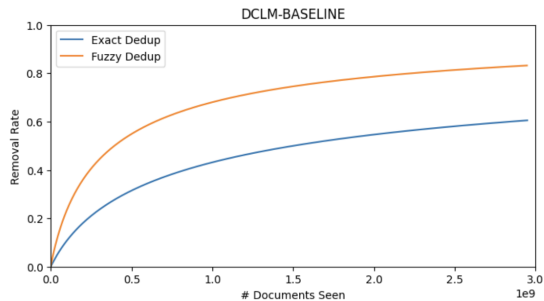


Figure 6: In DCLM-baseline, the proportion of duplicates inside the dataset increases as the number of documents increases. In Appendix E we see this trend also holds for RefinedWeb, but with lower removal rates.

formly subsampling to run smaller scale experiments, this experiment design uses both new data and repetitions when scaling back up. Additionally, it is impractical to deduplicate unfiltered data due to engineering constraints caused by the amount of data, as well as design decisions like what type of deduplication to use. Duplicate aware subsampling gives us the tools to design experiments where data scaling happens through providing new data of equal quality.

Count manipulation differs from filtering because filtering is restricted by the amount of documents available in the pool. Even with the perfect data quality metric, filtering

Table 4: 7B models trained for 138B tokens by doing count manipulation on a duplicate aware subsampled 280B tokens from DCLM-baseline. In this setting, the greedy yet diverse strategy sees each document approximately 3 times. Metric used is FastText score. Note that using duplication count as the metric would be ineffective here because there are not enough unique documents.

Subsampling Method	CORE (22 task average)	MMLU
DCLM-baseline DA subsample	34.1	25.1
Greedy Diversity	40.4	28.3
Greedy 5 copies	40.4	29.4
Linear up to 5 copies	41.2	30.4

alone may not create the best dataset because high quality documents do not necessarily appear many times in the dataset. Count manipulation allows for oversampling and is thus complementary to filtering, depending on traditional filtering techniques like deduplication and filtering based on a quality metric. Furthermore, while the experiments presented have built off of DCLM-baseline, it is important to remember that DCLM-baseline is an aggressively filtered dataset. Count manipulation should be just as if not more impactful on less filtered datasets because there is a wider range in quality of documents within the dataset, making it more likely that repetition of high quality documents improves performance more than seeing low quality documents for the first time.

Revisiting the ideas in Section 3, we can replace repeating entire datasets with count manipulation. Though it may appear that datasets as a whole can only repeat a set number of times before significant diminishing returns, when examining individual documents it is likely that repeating a high quality document many times is still better than seeing a low quality document for the first time. This tradeoff can be captured by the function applied to count manipulation.

5. How to Use Better Datasets

We would like to conclude by arguing that creating better datasets is still an important area of research. Our findings in Section 3 suggest that an aggressively filtered dataset like DCLM-baseline can be used as pre-training data at scale by repeating the dataset for multiple epochs with the right recipe adaptations, but this is just one of the many use cases for data filtering. Additionally, our findings in Section 4 can be used to improve existing datasets, and can be especially useful in situations where there is a constraint on the availability of unique data.

Better datasets are especially beneficial for training smaller scale LLMs. This can happen when practitioners want to reduce inference cost by training a smaller model or when there is a limit on the amount of compute available. In this setting, the amount of data available is no longer a key

constraint, which places a greater importance on the tokens that are actually seen. Recent works such as DCLM (Li et al., 2024) and FineWeb-edu (Penedo et al., 2024) have shown how data filtering can greatly improve performance across models that only vary by the training data used.

High quality data is often used during continual pre-training. Works like DCLM and Llama 3 (Dubey et al., 2024) use this technique to introduce higher quality data at the end of pre-training. This technique is separate and often complementary to fine-tuning techniques like instruction tuning. However, we find in Appendix D that for 7B models trained on 138B tokens, using DCLM-baseline for the last 10% or 20% of training performs the same as mixing that same proportion into RefinedWeb. Nonetheless, this technique can be used to introduce high quality data that was not ready at the beginning of the training run, and may help more for smaller amounts of data or different domains. Feng et al. (2024) have shown that curriculum learning can be effective when targeting particular domains like math and code.

Lastly, while DCLM-baseline may not contain sufficient tokens for all use cases, it is important to remember that almost all pre-training datasets contain a filtered component and we can change the filtering ratio based on needs. Throughout this work we have compared DCLM to RefinedWeb filtering because DCLM is created through additional filtering on top of RefinedWeb filtering. As compute budgets for LLM pre-training increase, more emphasis will be placed on looser and more efficient data filtering that not only keeps high quality data but also does not discard it.

Limitations Data filtering techniques have their limitations as well. Our understanding of models is only as good as the evaluations we rely on. It is possible that data filtering reduces capabilities or removes knowledge that we desire in our models, but we can only hope to quantify this through evaluations that measure the effects that we care about. Additionally, we focus strictly on web-scraped datasets created for general language modeling. Dataset properties may differ when studying different domains such as code and math. Finally, our experiments are smaller scale than frontier level

models, so our trends must continue to hold as we scale in order for these findings to apply to frontier level models.

Impact Statement

This paper studies data filtering and its role in improving Large Language Models. The societal consequences are similar to those typically discussed in Machine Learning and Large Language Models. One additional consequence we would like to highlight is the potential for bias amplification in dataset creation. Although we are not releasing additional datasets and models, repeating or resampling data can contribute toward certain biases, so researchers should take proper care to evaluate for such when developing and releasing datasets and models.

References

- Achiam, J., Adler, S., Agarwal, S., Ahmad, L., Akkaya, I., Aleman, F. L., Almeida, D., Altenschmidt, J., Altman, S., Anadkat, S., et al. Gpt-4 technical report. *arXiv preprint arXiv:2303.08774*, 2023.
- Bisk, Y., Zellers, R., Gao, J., Choi, Y., et al. Piqa: Reasoning about physical commonsense in natural language. In *Proceedings of the AAAI conference on artificial intelligence*, volume 34, pp. 7432–7439, 2020.
- Carlini, N., Ippolito, D., Jagielski, M., Lee, K., Tramèr, F., and Zhang, C. Quantifying memorization across neural language models. In *The Eleventh International Conference on Learning Representations, ICLR 2023, Kigali, Rwanda, May 1-5, 2023*. OpenReview.net, 2023. URL https://openreview.net/forum?id=TatRHT_1cK.
- Clark, C., Lee, K., Chang, M.-W., Kwiatkowski, T., Collins, M., and Toutanova, K. Boolq: Exploring the surprising difficulty of natural yes/no questions. *arXiv preprint arXiv:1905.10044*, 2019.
- Clark, P., Cowhey, I., Etzioni, O., Khot, T., Sabharwal, A., Schoenick, C., and Tafjord, O. Think you have solved question answering? try arc, the ai2 reasoning challenge. *arXiv preprint arXiv:1803.05457*, 2018.
- Dubey, A., Jauhri, A., Pandey, A., Kadian, A., Al-Dahle, A., Letman, A., Mathur, A., Schelten, A., Yang, A., Fan, A., Goyal, A., Hartshorn, A., Yang, A., Mitra, A., Sravankumar, A., Korenev, A., Hinsvark, A., Rao, A., Zhang, A., Rodriguez, A., Gregerson, A., Spataru, A., Rozière, B., Biron, B., Tang, B., Chern, B., Caucheteux, C., Nayak, C., Bi, C., Marra, C., McConnell, C., Keller, C., Touret, C., Wu, C., Wong, C., Ferrer, C. C., Nikolaidis, C., Allonsius, D., Song, D., Pintz, D., Livshits, D., Esiobu, D., Choudhary, D., Mahajan, D., Garcia-Olano, D., Perino, D., Hupkes, D., Lakomkin, E., AlBadawy, E., Lobanova, E., Dinan, E., Smith, E. M., Radenovic, F., Zhang, F., Synnaeve, G., Lee, G., Anderson, G. L., Nail, G., Mialon, G., Pang, G., Cucurell, G., Nguyen, H., Korevaar, H., Xu, H., Touvron, H., Zarov, I., Ibarra, I. A., Kloumann, I. M., Misra, I., Evtimov, I., Copet, J., Lee, J., Geffert, J., Vranes, J., Park, J., Mahadeokar, J., Shah, J., van der Linde, J., Billolock, J., Hong, J., Lee, J., Fu, J., Chi, J., Huang, J., Liu, J., Wang, J., Yu, J., Bitton, J., Spisak, J., Park, J., Rocca, J., Johnstun, J., Saxe, J., Jia, J., Alwala, K. V., Upasani, K., Plawiak, K., Li, K., Heafield, K., Stone, K., and et al. The llama 3 herd of models. *CoRR*, abs/2407.21783, 2024. doi: 10.48550/ARXIV.2407.21783. URL <https://doi.org/10.48550/arXiv.2407.21783>.
- Feng, S., Prabhume, S., Kong, K., Su, D., Patwary, M., Shoeybi, M., and Catanzaro, B. Maximize your data’s potential: Enhancing llm accuracy with two-phase pre-training. *arXiv preprint arXiv:2412.15285*, 2024.
- Gadre, S. Y., Ilharco, G., Fang, A., Hayase, J., Smyrnis, G., Nguyen, T., Ryan Marten, M. W., Ghosh, D., Zhang, J., Orgad, E., Entezari, R., Daras, G., Pratt, S., Ramanujan, V., Bitton, Y., Marathe, K., Mussmann, S., Richard Vencu, M. C., Krishna, R., Koh, P. W., Saukh, O., Ratner, A., Song, S., Hajishirzi, H., Farhadi, A., Beaumont, R., Oh, S., Dimakis, A., Jitsev, J., Carmon, Y., Shankar, V., and Schmidt, L. Datacomp: In search of the next generation of multimodal datasets. In *Advances in Neural Information Processing Systems (NeurIPS)*, 2023. <https://arxiv.org/abs/2304.14108>.
- Goyal, S., Maini, P., Lipton, Z. C., Raghunathan, A., and Kolter, J. Z. Scaling laws for data filtering— data curation cannot be compute agnostic. In *Proceedings of the IEEE/CVF Conference on Computer Vision and Pattern Recognition (CVPR)*, pp. 22702–22711, June 2024.
- Hendrycks, D., Burns, C., Basart, S., Zou, A., Mazeika, M., Song, D., and Steinhardt, J. Measuring massive multitask language understanding. *arXiv preprint arXiv:2009.03300*, 2020.
- Hoffmann, J., Borgeaud, S., Mensch, A., Buchatskaya, E., Cai, T., Rutherford, E., Casas, D. d. L., Hendricks, L. A., Welbl, J., Clark, A., et al. Training compute-optimal large language models. In *Advances in Neural Information Processing Systems (NeurIPS)*, 2022. <https://arxiv.org/abs/2203.15556>.
- Kandpal, N., Wallace, E., and Raffel, C. Deduplicating training data mitigates privacy risks in language models. In *International Conference on Machine Learning*, pp. 10697–10707. PMLR, 2022.
- Lee, K., Ippolito, D., Nystrom, A., Zhang, C., Eck, D., Callison-Burch, C., and Carlini, N. Deduplicating train-

- ing data makes language models better. In Muresan, S., Nakov, P., and Villavicencio, A. (eds.), *Proceedings of the 60th Annual Meeting of the Association for Computational Linguistics (Volume 1: Long Papers), ACL 2022, Dublin, Ireland, May 22-27, 2022*, pp. 8424–8445. Association for Computational Linguistics, 2022. doi: 10.18653/V1/2022.ACL-LONG.577. URL <https://doi.org/10.18653/v1/2022.acl-long.577>.
- Levesque, H., Davis, E., and Morgenstern, L. The winograd schema challenge. In *Thirteenth international conference on the principles of knowledge representation and reasoning*, 2012.
- Li, J., Fang, A., Smyrnis, G., Ivgi, M., Jordan, M., Gadre, S., Bansal, H., Guha, E., Keh, S., Arora, K., et al. Datacomp-1m: In search of the next generation of training sets for language models. *arXiv preprint arXiv:2406.11794*, 2024.
- Liu, A., Feng, B., Xue, B., Wang, B., Wu, B., Lu, C., Zhao, C., Deng, C., Zhang, C., Ruan, C., et al. Deepseek-v3 technical report. *arXiv preprint arXiv:2412.19437*, 2024.
- Liu, Z., Tan, B., Wang, H., Neiswanger, W., Tao, T., Li, H., Koto, F., Wang, Y., Sun, S., Pangarkar, O., et al. Llm360 k2: Building a 65b 360-open-source large language model from scratch. *arXiv preprint arXiv:2501.07124*, 2025.
- Mihaylov, T., Clark, P., Khot, T., and Sabharwal, A. Can a suit of armor conduct electricity? a new dataset for open book question answering. *arXiv preprint arXiv:1809.02789*, 2018.
- Muennighoff, N., Rush, A., Barak, B., Le Scao, T., Tazi, N., Piktus, A., Pyysalo, S., Wolf, T., and Raffel, C. A. Scaling data-constrained language models. *Advances in Neural Information Processing Systems*, 36:50358–50376, 2023.
- Paperno, D., Kruszewski, G., Lazaridou, A., Pham, Q. N., Bernardi, R., Pezzelle, S., Baroni, M., Boleda, G., and Fernández, R. The lambada dataset: Word prediction requiring a broad discourse context. *arXiv preprint arXiv:1606.06031*, 2016.
- Penedo, G., Malartic, Q., Hesslow, D., Cojocaru, R., Cappelli, A., Alobeidli, H., Pannier, B., Almazrouei, E., and Launay, J. The refinedweb dataset for falcon llm: outperforming curated corpora with web data, and web data only. *arXiv preprint arXiv:2306.01116*, 2023.
- Penedo, G., Kydlíček, H., Allal, L. B., Lozhkov, A., Mitchell, M., Raffel, C., von Werra, L., and Wolf, T. The fineweb datasets: Decanting the web for the finest text data at scale. *CoRR*, abs/2406.17557, 2024. doi: 10.48550/ARXIV.2406.17557. URL <https://doi.org/10.48550/arXiv.2406.17557>.
- Raffel, C., Shazeer, N., Roberts, A., Lee, K., Narang, S., Matena, M., Zhou, Y., Li, W., and Liu, P. J. Exploring the limits of transfer learning with a unified text-to-text transformer. *Journal of Machine Learning Research*, 21(140):1–67, 2020. URL <http://jmlr.org/papers/v21/20-074.html>.
- Rajpurkar, P. Squad: 100,000+ questions for machine comprehension of text. *arXiv preprint arXiv:1606.05250*, 2016.
- Reddy, S., Chen, D., and Manning, C. D. Coqa: A conversational question answering challenge. *Transactions of the Association for Computational Linguistics*, 7:249–266, 2019.
- Roemmele, M., Bejan, C. A., and Gordon, A. S. Choice of plausible alternatives: An evaluation of commonsense causal reasoning. In *2011 AAAI spring symposium series*, 2011.
- Sakaguchi, K., Bras, R. L., Bhagavatula, C., and Choi, Y. Winogrande: An adversarial winograd schema challenge at scale. *Communications of the ACM*, 64(9):99–106, 2021.
- Srivastava, A., Rastogi, A., Rao, A., Shoeb, A. A. M., Abid, A., Fisch, A., Brown, A. R., Santoro, A., Gupta, A., Garriga-Alonso, A., et al. Beyond the imitation game: Quantifying and extrapolating the capabilities of language models. *arXiv preprint arXiv:2206.04615*, 2022.
- Talmor, A., Herzig, J., Lourie, N., and Berant, J. Commonsenseqa: A question answering challenge targeting commonsense knowledge. *arXiv preprint arXiv:1811.00937*, 2018.
- Team, G., Anil, R., Borgeaud, S., Alayrac, J.-B., Yu, J., Soricut, R., Schalkwyk, J., Dai, A. M., Hauth, A., Millican, K., et al. Gemini: a family of highly capable multimodal models. *arXiv preprint arXiv:2312.11805*, 2023.
- Tokpanov, Y., Glorioso, P., Anthony, Q., and Millidge, B. Zyda-2: a 5 trillion token high-quality dataset. *arXiv preprint arXiv:2411.06068*, 2024.
- Zellers, R., Holtzman, A., Bisk, Y., Farhadi, A., and Choi, Y. Hellaswag: Can a machine really finish your sentence? *arXiv preprint arXiv:1905.07830*, 2019.
- Zhong, W., Cui, R., Guo, Y., Liang, Y., Lu, S., Wang, Y., Saied, A., Chen, W., and Duan, N. Agieval: A human-centric benchmark for evaluating foundation models. *arXiv preprint arXiv:2304.06364*, 2023.

A. Training Setup

We use OpenLM for training. Standard model configurations and hyperparameters can be found in the DCLM code base. OpenLM is used for all 1B and 3B models, as well as 7B models in Section 4.

We use AXLearn for 7B and 12B models in Section 3.

B. Evaluation

We evaluate on the centered core metric from DCLM, which consists of the following 22 tasks: AGI Eval LSAT Analytical Reasoning (Zhong et al., 2023), ARC Challenge (Clark et al., 2018), ARC Easy (Clark et al., 2018), BIG-bench cs algorithms (Srivastava et al., 2022), BIG-bench dyck languages (Srivastava et al., 2022), BIG bench language identification (Srivastava et al., 2022), BIG-bench operators (Srivastava et al., 2022), BIG-bench: wikidata (Srivastava et al., 2022), BIG-bench repeat copy logic (Srivastava et al., 2022), BoolQ (Clark et al., 2019), Commonsense QA (Talmor et al., 2018), COPA (Roemmele et al., 2011), CoQA (Reddy et al., 2019), HellaSwag (zero-shot and few-shot) (Zellers et al., 2019), Jeopardy (MosaicML), LAMBADA (Paperno et al., 2016), OpenBook QA (Mihaylov et al., 2018), PIQA (Bisk et al., 2020), SQuAD (Rajpurkar, 2016), Winograd Schema Challenge (Levesque et al., 2012), Winogrande (Sakaguchi et al., 2021)

We also evaluate 7B and larger models on MMLU (few-shot) (Hendrycks et al., 2020).

C. MMLU Repeatability

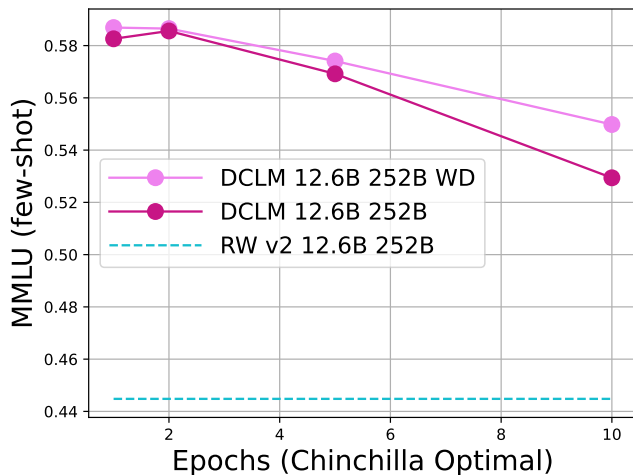


Figure 7: Right side of Figure 1 except measuring MMLU (few-shot) on the y-axis. We see that DCLM even with repeats significantly outperforms RefinedWeb on MMLU, even more so when comparing against centered core metric.

D. Continual Pre-training

We train 7B models for 138B tokens to investigate the effect of curriculum learning on general pre-training data of different quality.

Dataset	Core	MMLU	Extended
Shuffle 90% RW and 10% DCLM	41.3	25.7	22.4
90% RW followed by 10% DCLM	41.0	26.2	21.9
Shuffle 80% RW and 20% DCLM	41.6	27.3	22.5
80% RW followed by 20% DCLM	41.6	26.1	22.2

E. Deduplication Trends as Datasets Scale

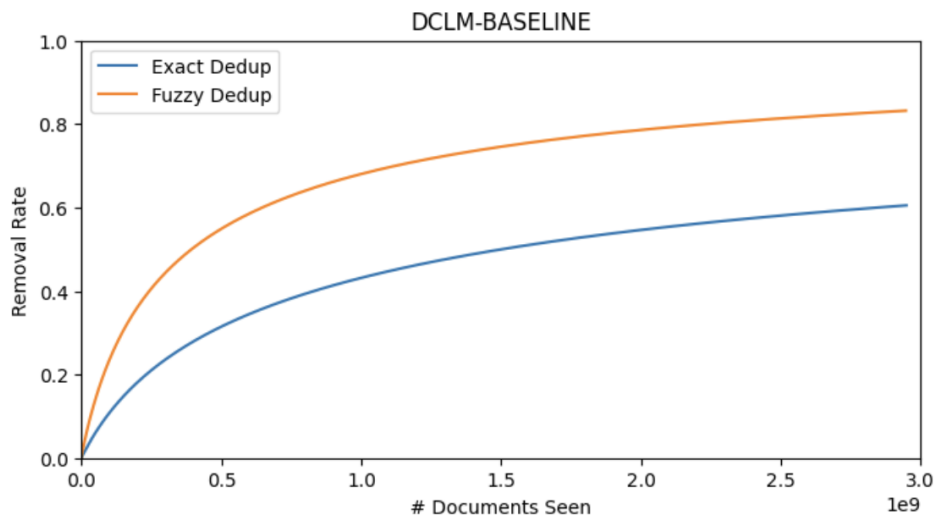


Figure 8: In DCLM-baseline, the proportion of duplicates inside the dataset increases as the number of documents increases. In Figure 9 we see this trend also holds for RefinedWeb, but with lower removal rates.

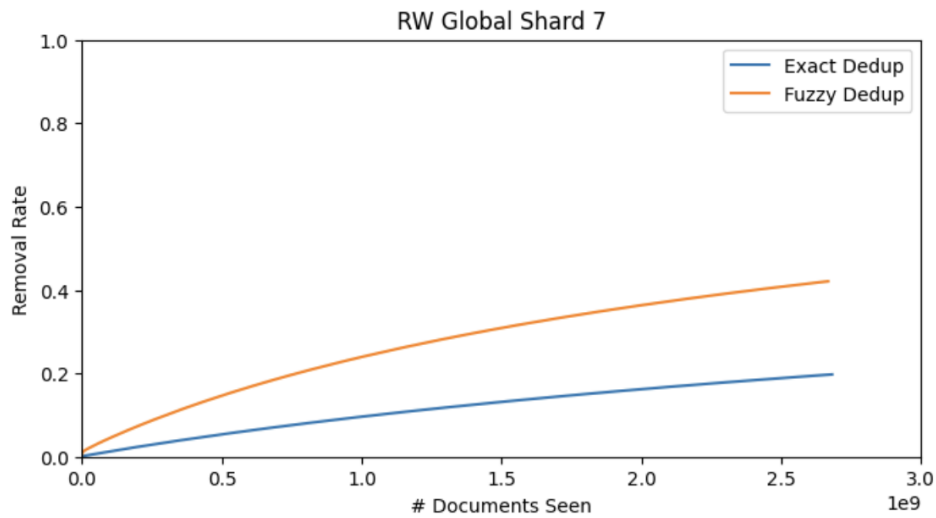


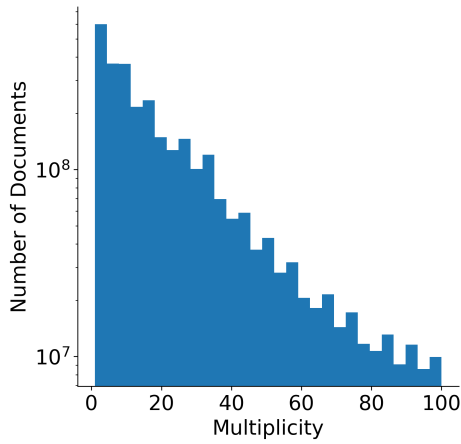
Figure 9: In RefinedWeb, the proportion of duplicates inside the dataset increases as the number of documents increases. Notice that these removal rates are lower than those of DCLM-baseline.

F. Fuzzy vs Exact Duplicates

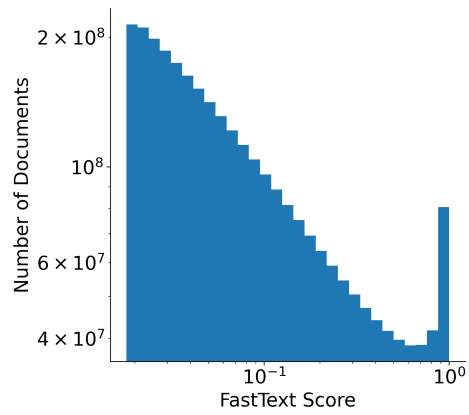
Some initial 7B parameter (Chinchilla optimal) experiments to explore the differences between fuzzy and exact duplicates. For the second pair of experiments, floor f refers to keeping documents that have at least f fuzzy copies, while ceil c refers to keeping no more than c copies. Additional work is required to better understand the differences between fuzzy and exact duplicates.

Dataset	Core	MMLU	Extended
DCLM-baseline duplicate aware subsample (fuzzy)	34.1	25.1	17.5
DCLM-baseline duplicate aware subsample (exact)	33.8	25.3	17.7
DCLM-baseline floor 21 ceil 4 (fuzzy)	42.7	37.4	25.6
DCLM-baseline floor 21 ceil 1, 4 epochs (exact)	43.3	32.4	24.0

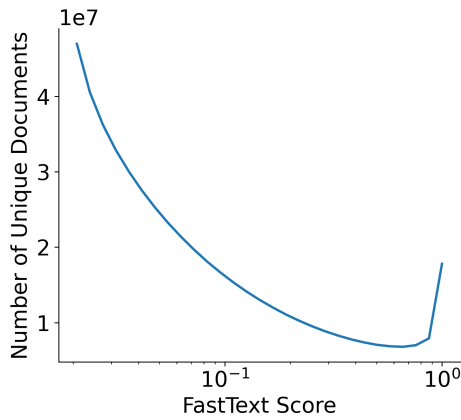
G. DCLM-baseline Count Manipulation Metric Statistics



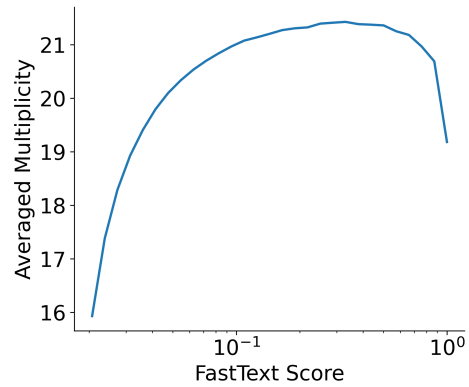
(a) DCLM-baseline distribution of fuzzy duplicates



(b) DCLM-baseline distribution of FastText scores



(c) DCLM-baseline unique documents by FastText score



(d) DCLM-baseline average fuzzy duplicate count by FastText score

H. Deduplication Methods Details and Comparisons

We use minhash-based fuzzy deduplication written in Rust. Our hyperparameters are 5-gram tokens and 14 bands of size 9. Here we compare our fuzzy dedup results against the implementation from Tokpanov et al. (2024) (Zyda-2 DCLM-dedup), as well as DCLM-baseline (no additional global dedup).

Table 5: 7B Chinchilla optimal deduplication comparison

Dataset	Core	MMLU
DCLM Our Fuzzy Dedup	41.7	28.5
Zyda-2 DCLM-dedup	43.6	29.4
DCLM-baseline	44.4	42.2

Table 6: 12B Chinchilla optimal deduplication comparison

Dataset	Core	MMLU
Zyda-2 DCLM-dedup	53.3	56.8
DCLM-baseline	55.0	58.3

I. Deduplication Interaction with Repeats

In Section 3, we study datasets as is, leaving the possibility of duplicates already existing in the datasets. Here we compare repeating a randomly sampled subset with repeating a global fuzzy deduplicated (Zyda-2 DCLM-dedup) subset. Note that randomly subsampling produces datasets where documents either have no or low repeats because the subset is much smaller than the pool that we subsample from, and the datasets studied in Section 3 already go through some sort of deduplication.

The results below suggest that low repeat counts favor DCLM-baseline, while high repeat counts favor the deduplicated version. At the compute regimes we study our findings should apply to both scenarios, but we hypothesize that deduplication or resampling becomes more important as we use higher repeat counts at larger scales.

Epochs	DCLM Core	Dedup Core	DCLM MMLU	Dedup MMLU
1 epoch	55.0	53.3	58.3	56.8
2 epoch	54.0	53.5	58.6	57.9
5 epoch	53.2	51.9	56.9	55.5
10 epoch	49.0	49.5	52.9	51.4