

Measuring directional bias amplification in image captions using predictability

Rahul Nair*
Arizona State University
rnair21@asu.edu

Bhanu Tokas*
Arizona State University
btokas@asu.edu

Neel Shah
Arizona State University
nshah96@asu.edu

Hannah Kerner
Arizona State University
hkerner@asu.edu

Abstract

When we train models on biased ML datasets, they not only learn these biases but can inflate them at test time — a phenomenon called bias amplification. To measure bias amplification in ML datasets, many co-occurrence-based metrics have been proposed. Co-occurrence-based metrics are effective in measuring bias amplification in simple problems like image classification. However, these metrics are ineffective for complex problems like image captioning as they cannot capture the semantics of a caption. To measure bias amplification in captions, prior work introduced a predictability-based metric called Leakage in Captioning (LIC). While LIC captures the semantics and context of captions, it has limitations. LIC cannot identify the direction in which bias is amplified, poorly estimates dataset bias due to a weak vocabulary substitution strategy, and is highly sensitive to attacker models (a hyperparameter in predictability-based metrics). To overcome these issues, we propose Directional Predictability Amplification in Captioning (DPAC). DPAC measures directional bias amplification in captions, provides a better estimate of dataset bias using an improved substitution strategy, and is less sensitive to attacker models. Our experiments on the COCO captioning dataset show how DPAC is the most reliable metric to measure bias amplification in captions.

1. Introduction

When we train models on biased datasets, they can make biased predictions. Sometimes, models amplify these biases, meaning their predictions are more biased than the training data itself. This increase in bias from the dataset to the model’s predictions is called bias amplification.

Several metrics (BA_{MALS} [25], BA_{\rightarrow} [21], $Multi_{\rightarrow}$ [24]) have been proposed to measure bias amplification in classification tasks. Consider a training dataset with at-

tribute A (e.g., gender) and task T (e.g., loan approval). If a certain $T - A$ pair is over-represented in the training dataset (e.g., rejection-woman, acceptance-man), these metrics measure the increase in co-occurrence for this $T - A$ pair in the model predictions.

Metrics like BA_{MALS} , BA_{\rightarrow} , and $Multi_{\rightarrow}$ can only be applied to categorical data. Hence, they measure bias amplification only for simple tasks like classification. Recent works have focused on measuring bias amplification in more advanced tasks like image captioning [1, 9]. Hirota et al. [9] showed that previous metrics (e.g., $BiasAmp_{\rightarrow}$ and $Multi_{\rightarrow}$) are not effective in measuring bias amplification in captions, as these metrics ignore the semantics of a caption. Consider a human-generated caption (HGC): “A woman is cooking” and the corresponding model-generated caption (MGC): “A woman is making dinner”. In both these captions, a female A performs the same task T (cooking). Previous metrics would treat “cooking” and “making dinner” as different tasks, thus underestimating the bias.

To measure bias amplification between a human-generated caption (HGC) and a model-generated caption (MGC), recent works proposed predictability-based metrics like LIC [9] and *ImageCaptioner*² [1]. LIC is the current state-of-the-art metric to measure bias amplification in captions. We do not consider *ImageCaptioner*² for bias amplification in captioning because it measures bias amplification between both images and captions, whereas bias amplification should only be measured between captions.

In LIC, Hirota et al. first masked any gender-revealing tokens (e.g., man, he, she) in the HGC and MGC. For instance, the caption “a woman is cooking” after masking would be — a $\langle \text{gender} \rangle$ is cooking. They measured how easy it is to predict gender from the masked HGC (LIC_D) and the masked MGC (LIC_M). LIC_D and LIC_M are measured using an attacker model that predicts gender from the masked caption. Bias amplification (or LIC) is the difference between LIC_M and LIC_D . Since LIC focuses on pre-

dictability, it effectively captures the semantics of a caption. However, it has limitations:

1. **LIC lacks directionality:** In the model-generated caption “a woman is making dinner”, we need to identify if the captioning model amplified the bias towards predicting a woman when it observed a cooking activity in the image ($T \rightarrow A$) or towards predicting cooking when it observed a woman in the image ($A \rightarrow T$).
2. **LIC ignores context in vocabulary substitution:** To align the vocabulary (i.e., the number of unique tokens) in the HGCs (V_{HGC}) and the MGCs (V_{MGC}), LIC replaces additional tokens that were used in V_{HGC} but not used in V_{MGC} with a constant token, $\langle \text{unk} \rangle$. Consider two HGCs: “a man is holding a stick” and “a woman is holding a baby”. If the tokens stick and baby are not present in V_{MGC} , vocabulary substitution would turn both HGCs into the same caption: a $\langle \text{gender} \rangle$ is holding a $\langle \text{unk} \rangle$. LIC underestimates the bias in the HGCs (LIC_D) as constant substitution removes words that convey meaningful information (e.g., stick, baby).
3. **LIC is sensitive to attacker models:** Since LIC is the absolute difference between LIC_M and LIC_D , the choice of attacker model influences LIC values. An attacker model that poorly predicts gender yields different LIC_M and LIC_D values than an attacker model with high predictability. This makes it hard for users to decide which attacker model is suitable to measure bias amplification in their captioning model.

We propose a new metric called Directional Predictability Amplification in Captioning (DPAC) to measure bias amplification in image captions. DPAC addresses the limitations of LIC in the following ways:

1. DPAC is the first metric to measure directional bias amplification in captions. Users can correctly identify the source of bias amplification in their captioning models.
2. DPAC uses an improved vocabulary substitution strategy. Instead of replacing words in the HGCs with $\langle \text{unk} \rangle$, DPAC replaces them with the closest matching word in the captioning model’s vocabulary (V_{MGC}). This strategy retains more information about the HGCs, providing a better estimate of the bias in the HGCs.
3. DPAC measures the relative change in bias amplification as opposed to absolute changes in LIC. This makes DPAC minimally sensitive to attacker models, allowing users to choose any attacker model for measuring bias amplification in their captioning models.

2. Related Works

Bias Amplification Zhao et al. [25] proposed the first bias amplification metric for machine learning models, specifically for multi-label object classification and visual semantic role labeling models. The metric measured in-

creases in co-occurrences of the majority $A - T$ pairs from the dataset. Foulds et al. [7] measured bias amplification using the difference in “differential fairness”, a measure of the difference in co-occurrences of $A - T$ pairs across different values of A .

Several works have focused on application-specific measures for bias amplification. Lin et al. [11] proposed a new metric called bias disparity to measure bias amplification in recommender systems. Seshadri et al. [16] measured bias amplification for text-to-image generation using the increase in percentage bias in generated vs. training samples.

Bias Amplification for Image Captioning Hendricks et al. [8] was one of the earlier works measuring biases specifically for image captioning. They introduced two metrics: *Gender error*, which calculates the number of incorrectly predicted gender words, and *Gender ratio*, which classifies each caption as either male or female based on the presence of some predefined gender-indicating word. It then computes the ratio of male captions to female captions.

Hirota et al. [9] later proposed the metric, LIC, for measuring bias amplification in captioning. Unlike existing metrics, LIC can understand the semantics of the captions. For example, previously discussed metrics would treat “making dinner” and “cooking” as two separate tasks, while LIC treats them as the same task. Hence, it is “semantics informed”. Abdelrahman et al. [1] proposed another metric, *ImageCaptioner*², which used prompt-based image captioning models to measure bias. The metric confounds the biases from the masked images and the captions. As we want to measure the increase in biases only in the captions, the metric is unreliable as it measures a different quantity.

Directionality in Bias Amplification While all the metrics discussed above can measure the magnitude of bias amplification, none of these can measure the direction in which biases are amplified. Wang et al. [21] introduced the first metric, BA_{\rightarrow} , capable of disentangling the direction of bias amplification for classification tasks. Zhao et al. [24] improved upon BA_{\rightarrow} by creating a new metric capable of simultaneously measuring directional bias amplification for multiple attributes. However, $Multi_{\rightarrow}$ cannot differentiate between positive and negative bias amplification (i.e., increase or decrease in biases). Recently, Tokas et al. [17] introduced the DPA metric, which combined directionality with predictability-based metrics. However, these metrics BA_{\rightarrow} , $Multi_{\rightarrow}$, and DPA are not semantics informed, making them unsuitable for captioning.

Method	Semantics Informed	Directional	Consistent
<i>ImgCap</i> ² [1]	✓	✗	✓
<i>LIC</i> [9]	✓	✗	✗
<i>BA</i> _→ [21]	✗	✓	✓
<i>DPA</i> [17]	✗	✓	✓
<i>DPAC</i> (Ours)	✓	✓	✓

Table 1. Bias amplification metrics for image captioning.

3. Methodology

3.1. Previous Metric

Before explaining our proposed metric, we briefly discuss LIC [9], the current state-of-the-art method for measuring bias amplification in captioning.

3.1.1. Formulation

To measure bias amplification, LIC measures the difference in biases in the model-generated caption (MGC), denoted as \hat{s} , and biases in the human-generated caption (HGC), denoted as s . These biases are measured by masking the attribute (i.e., gender) words in the caption and then measuring the predictability of the attribute from the masked caption. For example, the HGC, $s = \text{“A man is playing,”}$ becomes the masked HGC, $s^* = \text{“A <gender> is playing”}$. The MGC (\hat{s}) is similarly masked (\hat{s}^*). This masking removed any apparent gender information in the captions.

After gender masking, they equalized the vocabulary of the masked HGCs, s^* , and masked MGCs, \hat{s}^* . Let V_{HGC} and V_{MGC} represent the vocabulary (i.e., the unique words across all captions) of s^* and \hat{s}^* , respectively. LIC replaced all words that were present in V_{HGC} but not in V_{MGC} with a constant word token, $\langle \text{unk} \rangle$, transforming the masked HGC s^* to the masked/equalized HGC \tilde{s}^* . We refer to this replacement technique as constant substitution.

Vocabulary equalization using constant substitution is important as MGCs tend to have a smaller vocabulary than HGCs. This difference in vocabulary size can lead to an incorrect estimation of bias amplification.

LIC then trains attacker models f_D and f_M to predict the gender (a), given masked and equalized HGC and the masked MGC, respectively. Each attacker model has two parts: a sentence encoder and a dense neural network. The sentence encoder converts the masked captions into vector embeddings, which the neural network uses to predict a .

LIC weights the accuracy of the attacker model with the confidence score of the predictions to compute the bias in captions. They defined the bias in the HGCs (LIC_D) as:

$$LIC_D = \frac{1}{|\tilde{s}^*|} \sum_{i=1}^{|\tilde{s}^*|} f_D(\tilde{s}_i^*) * 1[\text{argmax}(f_D(\tilde{s}_i^*) = a_i)] \quad (1)$$

where $|\tilde{s}^*|$ is the number of HGCs and a_i is the ground truth attribute (i.e., gender) associated with i^{th} caption. Similarly, they defined the bias in the MGCs (LIC_M) as:

$$LIC_M = \frac{1}{|\hat{s}^*|} \sum_{i=1}^{|\hat{s}^*|} f_M(\hat{s}_i^*) * 1[\text{argmax}(f_M(\hat{s}_i^*) = a_i)] \quad (2)$$

They defined bias amplification as the increase in biases from the HGCs (dataset) to the MGCs (model predictions):

$$LIC = LIC_M - LIC_D \quad (3)$$

3.1.2. Weaknesses

Incompatible with Directionality We know that the attacker model f tries to model the relationship between input \tilde{s}^* and output a , i.e., it tries to approximate $P(a|\tilde{s}^*)$. Thus we can rewrite equation 1 as:

$$LIC_D = \frac{1}{|\tilde{s}^*|} \sum_{i=1}^{|\tilde{s}^*|} P(a = a_i|\tilde{s}_i^*) |(\text{argmax}(P(a|\tilde{s}_i^*)) = a_i) \quad (4)$$

For simplicity, we can write equation 4 as:

$$LIC_D = \frac{1}{|\tilde{s}^*|} \sum_{i=1}^{|\tilde{s}^*|} P(a = a_i|\tilde{s}_i^*) \quad (5)$$

Similarly, we can rewrite equations 2 and 3 as:

$$LIC_M = \frac{1}{|\hat{s}^*|} \sum_{i=1}^{|\hat{s}^*|} P(a_i|\hat{s}_i^*) \quad (6)$$

$$LIC = \frac{1}{|\hat{s}^*|} \sum_{i=1}^{|\hat{s}^*|} P(a_i|\hat{s}_i^*) - \frac{1}{|\tilde{s}^*|} \sum_{i=1}^{|\tilde{s}^*|} P(a_i|\tilde{s}_i^*) \quad (7)$$

Equation 7 shows that LIC compares probabilities with fixed posteriors. This deviates from Wang et al.’s [21] definition of directionality, which requires fixed priors. Fixed priors are necessary for directionality, as we should observe the changes in the MGCs and HGCs (posteriors) for a fixed property (i.e., task or attribute) in the input image (prior).

For $T \rightarrow A$, *BA*_→ measures the change in $P(\hat{A}|T)$ with respect to $P(A|T)$, i.e., change in the conditional probability of \hat{A} vs. A with respect to a fixed prior T . Similarly, for $A \rightarrow T$, *BA*_→ measures change in the conditional probability of \hat{T} vs. T with respect to a fixed prior A .

LIC has fixed posteriors instead of priors, which is incompatible with the existing definition of directionality.

Sensitivity to choice of attacker As noted in Abdelrahman et al. [1], the bias amplification value reported by LIC is significantly impacted by the sentence encoder used for the attacker model. For example, looking at the results

from LIC [9] paper, for the LSTM sentence encoder, Transformer [18] has a lower LIC score than UpDn [2]. But the trend reverses for the BERT [6] base sentence encoder wherein UpDn has a lower LIC score than Transformer. These inconsistencies could result from either the performance differences between the LSTM vs. BERT-based sentence encoders or bias artifacts from BERT’s pretraining. Thus, LIC is highly sensitive to the choice of the attacker model.

Missing Context LIC uses constant substitution to replace additional words in V_{HGC} that were not present in V_{MGC} . Consider two HGCs: “a <gender> changing a tire” and “a <gender> changing a diaper”. If the words tire and diaper are not present in V_{MGC} , both these captions become: “a <gender> changing a <unk>”. LIC underestimates the bias in the HGCs as it removes words from the HGCs that convey meaningful information (e.g., tire, diaper). In Sections 4.2 and 5.2, we show how constant substitution leads to lower bias estimates in LIC.

3.2. Our Method

We propose **Directional Predictability Amplification in Captioning (DPAC)**, an improved bias amplification metric for image captioning.

3.2.1. Formulation

As noted in 3.1.2, there are two directions for biases: $A \rightarrow T$ and $T \rightarrow A$. To find bias amplification in the $A \rightarrow T$ direction, we mask the gender words in the captions. For example, “He is eating carrots” becomes “<gender> is eating carrots”. But, for the $T \rightarrow A$ direction, we mask the task words in the captions. For the same example, masking the task object would give: “He is eating <obj>”.

As noted in section 3.1.2, LIC poorly estimates the bias in the HGCs, as it loses meaningful information about the HGCs through constant substitution. We address this shortcoming by using contextual substitution:

$$v_{new} = \begin{cases} \min_{v' \in V_{MGC}} dist(v, v'), & dist(v, v') < \delta \\ \langle unk \rangle, & otherwise \end{cases} \quad (8)$$

Here, $dist(v, v')$ is a function that measures the semantic distance between words v and v' . δ is a user-defined parameter. Hence, in our substitution technique, we replace new words in V_{HGC} with their closest match in V_{MGC} , given that the match is within a reasonable distance δ . Otherwise, we substitute it with the token <unk>. For the purpose of our experiments, we use the cosine distance in GloVe [14] embedding space as the $dist$ function. We conducted a sensitivity analysis for our distance parameter δ using GloVe in Section A.

After masking followed by contextual substitution, we define bias in the HGCs in the $A \rightarrow T$ direction as:

$$\Psi_{D,A \rightarrow T} = \frac{1}{|\hat{s}^*|} \sum_{i=1}^{|\hat{s}^*|} P(a_i | f_D^A(\hat{s}_i^*)) * \frac{P(t_i)}{P(a_i)} \quad (9)$$

Here, $P(t_i)$ represents the probability of the object words present in the HGC (s_i). $P(a_i)$ represents the ground truth probability of the attribute in the HGC. For an i^{th} caption, “He is playing the guitar,” $P(t_i)$ represents the probability of the object “guitar” occurring in a caption across the HGC. Meanwhile, $P(a_i)$ represents the probability of the caption having a “male” person (based on the word “He”). The term $\frac{P(t_i)}{P(a_i)}$ helps align with directionality as shown in section 3.2.2.

Furthermore, f_D^A represents the attacker model trained on \hat{s}^* to predict protected attribute A . $P(a_i | f_D^A(\hat{s}_i^*))$ represents the probability of a_i as predicted by f_D^A for input caption \hat{s}_i^* .

Similarly, we define model bias in $A \rightarrow T$ direction as:

$$\Psi_{M,A \rightarrow T} = \frac{1}{|\hat{s}^*|} \sum_{i=1}^{|\hat{s}^*|} P(a_i | f_M^A(\hat{s}_i^*)) * \frac{P(\hat{t}_i)}{P(a_i)} \quad (10)$$

Here, f_M^A represents the attacker model trained on \hat{s}^* to predict protected attribute A . $P(\hat{t}_i)$ represents the probability of the object words present in \hat{s}_i .

Using equations 10 and 9 we define bias amplification in $A \rightarrow T$ direction as:

$$DPAC_{A \rightarrow T} = \frac{\Psi_{M,A \rightarrow T} - \Psi_{D,A \rightarrow T}}{\Psi_{M,A \rightarrow T} + \Psi_{D,A \rightarrow T}} \quad (11)$$

We explain the need for the normalization term $\Psi_{M,A \rightarrow T} + \Psi_{D,A \rightarrow T}$ in the denominator in section 3.2.2.

Similarly, for $T \rightarrow A$ direction we define,

$$\Psi_{D,T \rightarrow A} = \frac{1}{|\hat{s}^*|} \sum_{i=1}^{|\hat{s}^*|} P(t_i | f_D^T(\hat{s}_i^*)) * \frac{P(a_i)}{P(t_i)} \quad (12)$$

$$\Psi_{M,T \rightarrow A} = \frac{1}{|\hat{s}^*|} \sum_{i=1}^{|\hat{s}^*|} P(t_i | f_M^T(\hat{s}_i^*)) * \frac{P(\hat{a}_i)}{P(t_i)} \quad (13)$$

Here, f_D^T, f_M^T represent attacker functions trained on \hat{s}^* and \hat{s}^* , respectively to predict task objects T . $P(a_i), P(\hat{a}_i)$ represents the probability of attribute (i.e. gender) present in s_i and \hat{s}_i respectively.

Finally, bias amplification in $T \rightarrow A$ direction is defined as:

$$DPAC_{T \rightarrow A} = \frac{\Psi_{M,T \rightarrow A} - \Psi_{D,T \rightarrow A}}{\Psi_{M,T \rightarrow A} + \Psi_{D,T \rightarrow A}} \quad (14)$$

Note that, as the predictability depends on the attacker models’ performance, we train the attacker models multiple

times and take the bias scores based on the best-performing models. This prevents inaccurate reporting of bias from suboptimal training of attacker models, for example, due to poor initialization or convergence to local minima.

3.2.2. Benefits

The new formulation gives the following advantages:

Directional As explained in section 3.1.2, a directional bias amplification metric measures the difference of probabilities in MGCs and HGCs with fixed priors. Hence, we can say:

$$BA_{A \rightarrow T} = \frac{1}{|\hat{D}|} \sum_i^{\hat{D}} P(\hat{t}_i|a_i) - \frac{1}{|D|} \sum_i^D P(t_i|a_i) \quad (15)$$

Let’s focus on the second term on the right side of the above equation. We can apply the Bayes rule to transform the term as shown below.

$$\frac{1}{|D|} \sum_i^D P(t_i|a_i) = \frac{1}{|D|} \sum_i^D P(a_i|t_i) * \frac{P(t_i)}{P(a_i)} \quad (16)$$

In a given masked caption: “The <gender> is playing the guitar”, we assume that the only significant source of bias is the task object “guitar.” Based on this, we can say that $P(a_i|\tilde{s}_i^*) \approx P(a_i|t_i)$. Furthermore, $P(a_i|s_i^*)$ can be expressed as $Prob(f_D^A(\tilde{s}_i^*), a_i)$ as both represent probability of a_i given \tilde{s}_i^* . Hence, we rewrite the above equation as:

$$\frac{1}{|D|} \sum_i^D P(t_i|a_i) = \frac{1}{|\tilde{s}^*|} \sum_{i=1}^{|\tilde{s}^*|} P(a_i|f_D^A(\tilde{s}_i^*)) * \frac{P(t_i)}{P(a_i)} \quad (17)$$

The right-hand term is the same as $\Psi_{D,A \rightarrow T}$. Similarly, we can say the first term on the right-hand side of equation 15 is the same as $\Psi_{M,A \rightarrow T}$. Thus, we can rewrite, equation 15 as:

$$BA_{A \rightarrow T} = \Psi_{M,A \rightarrow T} - \Psi_{D,A \rightarrow T} \quad (18)$$

Dividing by the normalization term of $(\Psi_{M,A \rightarrow T} + \Psi_{D,A \rightarrow T})$ gives our formulation as described in equation 11. Thus, we show our metric is directional.

Reduced sensitivity to sentence encoders Tokas et al. [17] showed that the normalization term used in the denominator of equations 11, 14 makes it less sensitive to the choice of dense neural network used in attacker models. We apply the same normalization to reduce sensitivity to the

choice of sentence encoder in the attacker model. This reduced sensitivity is verified in section 4.1. Also, the normalization restricts the estimated bias amplification in a fixed range of (-1,1).

Improved Context Contextual substitution retains more information about the HGCs than constant substitution. Consider the caption: “The <gender> is eating a blueberry”. If the word blueberry is not present in the captioning model’s vocabulary (V_{MGC}), constant substitution will convert this caption to: “The <gender> is eating a <unk>”. Contextual substitution would produce a caption that is closer in meaning to the original HGC: “The <gender> is eating a fruit.”

In Sections 4.2 and 5.2, we showed how contextual substitution preserves more meaning about the HGCs compared to constant substitution. We also evaluated how preserving more information (with contextual substitution) impacts the bias score for the HGCs, as measured by LIC (LIC_D) and our metric, DPAC (Ψ_D).

4. Experiment Setup

Similar to Hirota et al. [9], we conducted our experiments on the MSCOCO captions dataset [4]. We only used the gender annotations (male, female) for our experiments. For the 10780 images with gender annotations, we used the general 80-20 data split approach, with 8624 training and 2156 test images.

We measured bias amplification in 8 captioning models: FC [15], Att2In [15], UpDown [2], Oscar [10], NIC+Equalizer [8], SAT [23], NIC [20], and Transformer [18]. We measured bias amplification using predictability-based metrics like LIC [9], DPAC (ours), and DPA [17], co-occurrence-based metrics like BA_{\rightarrow} [21], and other general metrics like *Gender ratio* [8]. For our experiments with contextual substitution, we used a GloVe distance of 0.4. We show how we selected this GloVe distance in Section A.

4.1. Attacker Model Sensitivity

Hirota et al. [22] found that simply changing the sentence encoder (e.g., LSTM, BERT) in an attacker model led to very different LIC values for the same captioning model. This makes it hard for users to decide which sentence encoder (in the attacker model) can accurately measure bias amplification in their captioning model. Since LIC measures absolute change between dataset leakage and model leakage, LIC values depend heavily on how well the sentence encoder predicts gender. A sentence encoder that poorly predicts gender would yield very different LIC_M and LIC_D values compared to a sentence encoder with high gender predictability.

We recreated Hirota et al.’s sentence encoder experiment using LIC and our metric DPAC, which measures the rela-

Model	LIC	Gender Ratio	BA_{\rightarrow}		DPA		DPAC	
			$A \rightarrow T$	$T \rightarrow A$	$A \rightarrow T$	$T \rightarrow A$	$A \rightarrow T$	$T \rightarrow A$
FC [15]	5.03	2.07	0.28	3.85	-17.77	3.11	-39.39	2.91
Att2In [15]	10.70	2.06	0.29	3.60	-18.05	3.37	-35.28	6.57
UpDown [2]	11.52	2.15	0.28	3.61	-17.55	3.80	-34.81	10.05
Oscar [10]	17.00	2.06	0.19	3.18	-17.96	3.82	-31.31	4.40
NIC+Equal. [8]	10.25	1.91	0.20	3.05	-1.12	2.29	-8.87	11.89
SAT [23]	15.89	2.06	0.15	3.53	-14.72	1.55	-27.73	8.29
NIC [20]	4.28	2.47	0.09	3.05	-19.66	2.18	-33.29	2.34
Transformer [18]	29.63	2.18	0.12	3.25	-17.13	4.09	-32.21	9.57

Table 2. Bias Amplification in captioning models measured by predictability-based metrics (LIC, DPAC, DPA), co-occurrence-based metrics (BA_{\rightarrow}) and general bias metrics (*Gender Ratio*). Note that LIC, DPAC, DPA, and BA_{\rightarrow} values are scaled by 100.

Model	LIC			DPAC $_{T \rightarrow A}$		
	LSTM		RNN	LSTM		RNN
	Bidirectional	Unidirectional	Unidirectional	Bidirectional	Unidirectional	Unidirectional
FC	05.03 (2)	03.48 (3)	01.66 (5)	02.91 (2)	03.15 (2)	03.18 (2)
Att2In	10.70 (4)	02.69 (2)	02.63 (7)	06.57 (4)	06.60 (4)	06.64 (4)
UpDown	11.52 (5)	05.96 (6)	01.52 (4)	10.05 (7)	09.60 (7)	10.86 (7)
Oscar	17.00 (7)	06.86 (8)	00.05 (1)	04.40 (3)	04.29 (3)	04.23 (3)
NIC+Equalizer	10.25 (3)	01.65 (1)	02.56 (6)	11.89 (8)	11.41 (8)	11.49 (8)
SAT	15.89 (6)	06.00 (7)	00.67 (2)	08.29 (5)	07.44 (5)	08.23 (5)
NIC	04.28 (1)	05.02 (4)	00.73 (3)	02.34 (1)	02.61 (1)	02.63 (1)
Transformer	29.63 (8)	05.22 (5)	03.05 (8)	09.57 (6)	09.28 (6)	09.32 (6)

Table 3. Bias amplification measured by LIC and DPAC using different sentence encoders in the attacker model. For each sentence encoder, the numbers in brackets indicate the rank assigned to a captioning model, based on the reported score (1 being the lowest and 8 being the highest score). In DPAC, the rank assigned to a captioning model is the same across encoders. However, in LIC, the rank assigned to a model changes with the encoder (LIC and DPAC values are scaled by 100).

tive change between Ψ_M and Ψ_D . We used three sentence encoders: LSTM-Uni-Directional, LSTM-Bi-Directional, and RNN-Bi-Directional. Each encoder was attached to the same dense neural network component, which was a 5-layer MLP. Each encoder was trained from scratch on COCO captions, the same dataset that was used to train the captioning models. We did not use pre-trained encoders like BERT [6], as BERT may carry biases from its training dataset, influencing bias amplification scores.

4.2. Constant vs. Contextual Substitution

Section 3.1.2 described how LIC underestimates the bias in the HGCs because it uses constant substitution. In Section 3.2.2, we argued that contextual substitution better retains information contained in the HGCs, compared to constant substitution.

To show that contextual substitution retains more information about the HGC than constant substitution, we computed a METEOR similarity score, a common metric for measuring sentence similarity [5]. For each of the 8 captioning models, we computed two similarity scores: 1) between the original HGCs and their modified version using constant substitution, 2) between the original HGCs and their mod-

ified version using contextual substitution. We discuss the results in Section 5.2.

For the captioning models, we also evaluated how the bias in the HGCs changes for the LIC metric (reported using LIC_D) and for the DPAC metric (reported using Ψ_D) when we use contextual instead of constant substitution (results in Section 5.2).

4.3. Directionality

To evaluate if LIC and DPAC can capture directional bias amplification in captions, we conducted an experiment similar to Tokas et al. [17]. We modified $T \rightarrow A$ biases in the COCO captions dataset by progressively masking people. We created four versions of the dataset: (1) the original dataset and three perturbed versions, where the people in the foreground of the image were progressively masked using three techniques: (2) partially masking the segment, (3) completely masking the segment, (3) completely masking the bounding-box. We masked only the people in the foreground because the COCO captions dataset provided gender annotations only for them.

For each dataset version, we trained FC, an image captioning model, and generated captions (MGCs). We mea-

Model	METEOR [5]		LIC (LIC _D)		DPAC _{T→A} ($\Psi_{D,T→A}$)	
	Constant	Contextual	Constant	Contextual	Constant	Contextual
FC	0.57	0.59	57.49	62.52	10.62	10.84
Att2In	0.62	0.64	59.47	61.92	10.81	10.95
UpDown	0.65	0.67	62.13	64.78	10.96	10.96
Oscar	0.62	0.64	64.90	68.77	11.02	11.09
NIC + Equal.	0.68	0.71	59.07	59.81	10.76	10.82
SAT	0.70	0.73	61.11	63.61	10.81	10.89
NIC	0.72	0.74	69.91	74.19	10.86	11.08
Transformer	0.75	0.76	59.90	60.12	11.01	11.05

Table 4. Constant vs. Contextual Substitution. For all captioning models, contextual substitution reports a higher METEOR score, showing that it retains more information about the original HGCs. Since contextual substitution retains more information, it provides a closer upper bound (larger value) of the bias in the HGCs for both LIC and DPAC (LIC and DPAC values are scaled by 100).









Metric	Original	Partial Masked	Segment Masked	Bounding-Box Masked
Image				
Attribution Map				
Attribution Score	65.38%	70.54%	77.47%	82.67%
LIC _M	68.23	69.12	62.64	67.23
$\Psi_{M,T→A}(ours)$	12.29	12.36	15.34	22.40

Table 5. Directionality Results. Bias amplification in $T \rightarrow A$ for different masking scenarios, measured by LIC and DPAC. As masking increases, the attribution score or the $T \rightarrow A$ bias increases, as the model relies more on background objects to predict gender. This increase in $T \rightarrow A$ biases is correctly captured by DPAC and not by LIC (LIC and DPAC values are scaled by 100).

sured model leakage (LIC_M) when we predict gender from a caption where the gender-revealing tokens (e.g., he, she, him) are masked ($T \rightarrow A$). As the person is progressively masked in each dataset, the FC model will increasingly rely on task objects to predict gender, gradually increasing the $T \rightarrow A$ bias. We evaluated if DPAC and LIC can capture this increase in $T \rightarrow A$ bias.

We compared model leakage instead of bias amplification values as creating captions (HGCs) for the masked versions of the COCO captions dataset was not feasible. Without HGC, we cannot measure dataset leakage, which is needed to calculate bias amplification.

5. Results

As mentioned in Section 4, we measured bias amplification in 8 captioning models using several well-known bias amplification metrics. The names of the captioning models, including their bias amplification scores (measured using the metrics mentioned in Section 4), are shown in Table 2. We observed some trends similar to those reported by Hi-

rota et al. [9]. All captioning models amplify biases, and different metrics capture different aspects of bias, as noted in [9]. While Table 2 provides a general comparison of bias amplification metrics, in this section, we only discuss LIC and DPAC in further detail. As mentioned in Sections 1 and 2, all other metrics are not well-suited for measuring bias amplification in captioning, as they cannot capture the semantics of a caption.

5.1. Attacker Model Sensitivity

In Table 3, we show the LIC and DPAC scores for the captioning models for different sentence encoders in the attacker model. For each captioning model, we see that the DPAC scores of different sentence encoders are much closer to each other compared to the LIC scores. This shows that DPAC is less sensitive to the choice of sentence encoders in an attacker model.

We also rank the LIC and DPAC scores for each encoder for the captioning models (from 1 to 8). For DPAC, we see that the rank achieved by every captioning model is the same across encoders. However, for LIC, the ranking of the

captioning models changes with the encoder. This shows that with DPAC, users can choose any sentence encoder to measure bias amplification in their captioning models.

5.2. Constant vs. Contextual Substitution

In Table 4, for all models, we see that the METEOR similarity score is consistently higher in contextual substitution. A higher similarity score indicates that the HGCs modified with contextual substitution are closer in meaning to the original HGCs. Hence, contextual substitution retains more information about the HGC than constant substitution.

Similar to the METEOR score trend, for both LIC and DPAC, the bias in the HGCs (LIC_D and Ψ_D) is consistently higher in contextual substitution. Since contextual substitution retains more information about the HGCs (than constant substitution), it provides a better estimate (or a closer upper bound) of the bias in the HGCs.

5.3. Directionality

To check for $T \rightarrow A$ bias in the four versions of the COCO captioning dataset, we measured FC’s reliance on task objects to predict gender using GradientShap [12]. We calculated an attribution score, which is defined as the percentage contribution of non-person pixels (i.e., task objects) in FC’s prediction of the person’s gender.

In Table 5, we see that the average attribution score steadily increases from the original version (unmasked) to the fully masked (or bounding-box masked) version of the COCO captions dataset. This confirms that as the person is progressively masked, FC relies more on task objects to predict gender, leading to a rise in the $T \rightarrow A$ bias. To illustrate this visually, we generated attribution maps (of the FC model) for one of the images in the COCO captions dataset in Table 5. These maps show that as masking increases, FC shifts its attention from people to background objects (or task objects) to predict gender.

As shown in the first row of Table 5, only DPAC accurately captures this steady increase in $T \rightarrow A$ bias. Since LIC does not support directionality, it does not capture this trend. Hence, DPAC can correctly identify the source of bias amplification (in this case, the task influencing gender predictions) while LIC cannot.

Our observations contradict Hirota et al. [9], who claimed that biases in captioning models only originate from the language component (and not the vision component) of the captioning model. Here, we see that modifying the visual input to the captioning model (using masking), without modifying anything in the language part, changes the bias in the model (Ψ_M reported by DPAC). This shows that the visual component of captioning models also carries biases. This idea of visual biases in models is further supported by works like [13], which show that even if we mask the entire segment of a person in an image, models can use

shape features to predict their gender.

6. Limitations

DPAC is the only metric that measures directional bias amplification in captioning models. However, it has some limitations: it does not study activities (or verbs) in captions, is more computationally expensive than co-occurrence-based metrics, and uses embeddings from a pre-trained Glove model, which carries biases from its training dataset.

DPAC (and LIC) measures bias amplification only between a protected attribute (A) and a task (T). While measuring bias amplification between A and T is sufficient for classification problems, it is not sufficient for a complex problem like captioning. Consider two captions: “a man is eating a steak” and “a man is cooking a steak”. DPAC and LIC treat these captions as equivalent as they share the same A (man) and T (steak), even though the activities differ (eating vs. cooking). Since captioning datasets (like COCO captioning) do not provide activity-level annotations, we restricted our study to attributes and task objects. To calculate a better estimate of the bias amplification between HGCs and MGCs, future work should study attributes, activities (or verbs), and task objects together.

As mentioned in Section 3.2.1, since predictability-based metrics (DPAC or LIC) rely on an attacker model, bias amplification values are often wrongly reported due to attacker model instabilities (e.g., the attacker model being trapped in local minima during training). To overcome these instabilities, it is important to calculate bias amplification values over multiple iterations to ensure reliable results. Consequently, predictability-based metrics are computationally expensive than co-occurrence-based metrics like BA_{\rightarrow} .

In our contextual substitution strategy, we used GloVe embeddings to find the closest matching word in the model vocabulary (as discussed in Section 3.2.1). Prior studies have shown that GloVe inherits biases from the dataset it is trained on [3, 19]. This can influence the bias amplification values reported by DPAC.

7. Conclusion

In this work, we proposed Directional Predictability Amplification in Captioning (DPAC), a new predictability-based metric to measure bias amplification in captioning models. Unlike previous metrics, DPAC is capable of identifying the source of bias amplification in captioning models. Compared to LIC, the previous state-of-the-art bias amplification metric for captions, DPAC provides a better estimate of the bias in the dataset (human-generated captions), as it uses an improved vocabulary substitution strategy. Additionally, DPAC is minimally sensitive to sentence encoders and attacker models compared to LIC. This removes the pain of choosing the most suitable sentence encoder for measuring

bias amplification. DPAC measures bias amplification between attributes (e.g., gender) and tasks (e.g., surfing) in a caption. However, like other captioning metrics, it does not study how activities (or verbs) amplify biases in captioning models. This is because verbs are not annotated in existing captioning datasets used for measuring bias, which may be addressed in future work.

References

- [1] Eslam Abdelrahman, Pengzhan Sun, Li Erran Li, and Mohamed Elhoseiny. Imagecaptioner2: Image captioner for image captioning bias amplification assessment. *Proceedings of the AAAI Conference on Artificial Intelligence*, 38(19): 20902–20911, 2024. [1](#), [2](#), [3](#)
- [2] P. Anderson, X. He, C. Buehler, D. Teney, M. Johnson, S. Gould, and L. Zhang. Bottom-up and top-down attention for image captioning and visual question answering. In *2018 IEEE/CVF Conference on Computer Vision and Pattern Recognition (CVPR)*, pages 6077–6086, Los Alamitos, CA, USA, 2018. IEEE Computer Society. [4](#), [5](#), [6](#)
- [3] Tolga Bolukbasi, Kai-Wei Chang, James Y Zou, Venkatesh Saligrama, and Adam T Kalai. Man is to computer programmer as woman is to homemaker? debiasing word embeddings. *Advances in neural information processing systems*, 29, 2016. [8](#)
- [4] Xinlei Chen, Hao Fang, Tsung-Yi Lin, Ramakrishna Vedantam, Saurabh Gupta, Piotr Dollár, and C Lawrence Zitnick. Microsoft coco captions: Data collection and evaluation server. *arXiv preprint arXiv:1504.00325*, 2015. [5](#)
- [5] Michael Denkowski and Alon Lavie. Meteor universal: Language specific translation evaluation for any target language. In *Proceedings of the Ninth Workshop on Statistical Machine Translation*, pages 376–380, Baltimore, Maryland, USA, 2014. Association for Computational Linguistics. [6](#), [7](#)
- [6] Jacob Devlin, Ming-Wei Chang, Kenton Lee, and Kristina Toutanova. BERT: pre-training of deep bidirectional transformers for language understanding. In *Proceedings of the 2019 Conference of the North American Chapter of the Association for Computational Linguistics: Human Language Technologies, NAACL-HLT 2019, Minneapolis, MN, USA, June 2-7, 2019, Volume 1 (Long and Short Papers)*, pages 4171–4186. Association for Computational Linguistics, 2019. [4](#), [6](#)
- [7] James R. Foulds, Rashidul Islam, Kamrun Naher Keya, and Shimei Pan. An intersectional definition of fairness. In *2020 IEEE 36th International Conference on Data Engineering (ICDE)*, pages 1918–1921, 2020. [2](#)
- [8] Lisa Anne Hendricks, Kaylee Burns, Kate Saenko, Trevor Darrell, and Anna Rohrbach. Women also snowboard: Overcoming bias in captioning models. In *Proceedings of the European Conference on Computer Vision (ECCV)*, 2018. [2](#), [5](#), [6](#)
- [9] Y. Hirota, Y. Nakashima, and N. Garcia. Quantifying societal bias amplification in image captioning. In *2022 IEEE/CVF Conference on Computer Vision and Pattern Recognition (CVPR)*, pages 13440–13449, Los Alamitos, CA, USA, 2022. IEEE Computer Society. [1](#), [2](#), [3](#), [4](#), [5](#), [7](#), [8](#)
- [10] Xiujun Li, Xi Yin, Chunyuan Li, Pengchuan Zhang, Xiaowei Hu, Lei Zhang, Lijuan Wang, Houdong Hu, Li Dong, Furu Wei, et al. Oscar: Object-semantics aligned pre-training for vision-language tasks. In *Computer Vision—ECCV 2020: 16th European Conference, Glasgow, UK, August 23–28, 2020, Proceedings, Part XXX 16*, pages 121–137. Springer, 2020. [5](#), [6](#)
- [11] Kun Lin, Nasim Sonboli, Bamshad Mobasher, and Robin Burke. Crank up the volume: preference bias amplification in collaborative recommendation, 2019. [2](#)
- [12] Scott M Lundberg and Su-In Lee. A unified approach to interpreting model predictions. In *Advances in Neural Information Processing Systems*. Curran Associates, Inc., 2017. [8](#)
- [13] Nicole Meister, Dora Zhao, Angelina Wang, Vikram V Ramaswamy, Ruth Fong, and Olga Russakovsky. Gender artifacts in visual datasets. In *Proceedings of the IEEE/CVF International Conference on Computer Vision*, pages 4837–4848, 2023. [8](#)
- [14] Jeffrey Pennington, Richard Socher, and Christopher Manning. GloVe: Global vectors for word representation. In *Proceedings of the 2014 Conference on Empirical Methods in Natural Language Processing (EMNLP)*, pages 1532–1543, Doha, Qatar, 2014. Association for Computational Linguistics. [4](#)
- [15] Steven J Rennie, Etienne Marcheret, Youssef Mroueh, Jerret Ross, and Vaibhava Goel. Self-critical sequence training for image captioning. In *Proceedings of the IEEE conference on computer vision and pattern recognition*, pages 7008–7024, 2017. [5](#), [6](#)
- [16] Preethi Seshadri, Sameer Singh, and Yanai Elazar. The bias amplification paradox in text-to-image generation. In *Proceedings of the 2024 Conference of the North American Chapter of the Association for Computational Linguistics: Human Language Technologies (Volume 1: Long Papers)*, pages 6367–6384, Mexico City, Mexico, 2024. Association for Computational Linguistics. [2](#)
- [17] Bhanu Tokas, Rahul Nair, and Hannah Kerner. Making bias amplification in balanced datasets directional and interpretable, 2024. [2](#), [3](#), [5](#), [6](#)
- [18] Ashish Vaswani, Noam Shazeer, Niki Parmar, Jakob Uszkoreit, Llion Jones, Aidan N Gomez, Łukasz Kaiser, and Illia Polosukhin. Attention is all you need. In *Advances in Neural Information Processing Systems*. Curran Associates, Inc., 2017. [4](#), [5](#), [6](#)
- [19] Mauro Vera. Exploring and mitigating gender bias in glove word embeddings. 2018. [8](#)
- [20] Oriol Vinyals, Alexander Toshev, Samy Bengio, and Dumitru Erhan. Show and tell: A neural image caption generator. In *Proceedings of the IEEE conference on computer vision and pattern recognition*, pages 3156–3164, 2015. [5](#), [6](#)
- [21] Angelina Wang and Olga Russakovsky. Directional bias amplification. In *Proceedings of the 38th International Conference on Machine Learning, ICML 2021*, pages 10882–10893. ML Research Press, 2021. Publisher Copyright: Copyright © 2021 by the author(s); 38th International Conference on Machine Learning, ICML 2021 ; Conference date: 18-07-2021 Through 24-07-2021. [1](#), [2](#), [3](#), [5](#)

- [22] T. Wang, J. Zhao, M. Yatskar, K. Chang, and V. Ordonez. Balanced datasets are not enough: Estimating and mitigating gender bias in deep image representations. In *2019 IEEE/CVF International Conference on Computer Vision (ICCV)*, pages 5309–5318, Los Alamitos, CA, USA, 2019. IEEE Computer Society. [5](#)
- [23] Kelvin Xu, Jimmy Ba, Ryan Kiros, Kyunghyun Cho, Aaron Courville, Ruslan Salakhudinov, Rich Zemel, and Yoshua Bengio. Show, attend and tell: Neural image caption generation with visual attention. In *International conference on machine learning*, pages 2048–2057. PMLR, 2015. [5](#), [6](#)
- [24] Dora Zhao, Jerone Andrews, and Alice Xiang. Men also do laundry: Multi-attribute bias amplification. In *Proceedings of the 40th International Conference on Machine Learning*, pages 4200–42017. PMLR, 2023. [1](#), [2](#)
- [25] Jieyu Zhao, Tianlu Wang, Mark Yatskar, Vicente Ordonez, and Kai-Wei Chang. Men also like shopping: Reducing gender bias amplification using corpus-level constraints. In *Proceedings of the 2017 Conference on Empirical Methods in Natural Language Processing*, pages 2979–2989, Copenhagen, Denmark, 2017. Association for Computational Linguistics. [1](#), [2](#)

A. Glove Embedding Threshold

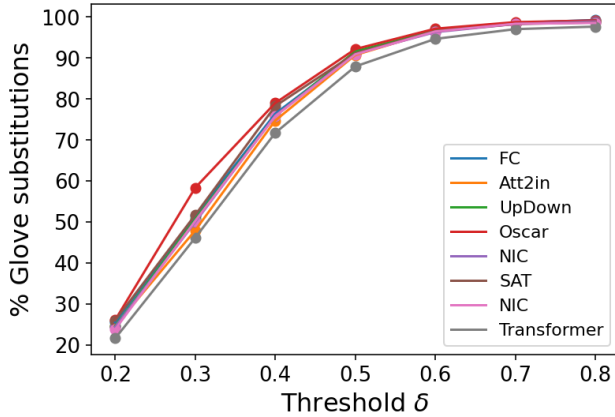


Figure 1. **Glove Thresholds:** Percentage of glove substitutions vs. the selected threshold δ across different models.

To select the optimal distance threshold δ for our experiments, we observed how many contextual substitutions occurred at different thresholds. As we explained in Section 3.2.1, contextual substitution replaces an additional word in V_{HGC} with the closest word in V_{MGC} if this match is within a reasonable distance δ . If no word is within the distance δ , that additional word in V_{HGC} is replaced with $\langle \text{unk} \rangle$.

In Figure 1, the x -axis shows different distance thresholds (δ), and the y -axis shows the percentage of contextual substitutions out of all substitutions (contextual + $\langle \text{unk} \rangle$).

A higher δ increases valid contextual substitutions but risks introducing unrelated words, which can change the meaning of the original HGC. For example, if “a $\langle \text{gender} \rangle$ is sleeping” changes to a “ $\langle \text{gender} \rangle$ is book”, it is technically a substitution but loses the intended meaning. On the other hand, a low δ keeps substitutions more accurate but increases $\langle \text{unk} \rangle$ replacements, making contextual substitution similar to constant substitution. We found $\delta = 0.4$ to be the best balance. Below 0.4, valid contextual substitutions dropped sharply, and above 0.4, they increased but at the cost of less meaningful substitutions.