

# Hierarchical Balance Packing: Towards Efficient Supervised Fine-tuning for Long-Context LLM

Yongqiang Yao<sup>\*1,2</sup> Jingru Tan<sup>\*3</sup> Kaihuan Liang<sup>\*2</sup> Feizhao Zhang<sup>2</sup> Yazhe Niu<sup>4</sup> Jiahao Hu<sup>2</sup> Ruihao Gong<sup>2,5</sup>  
Dahua Lin<sup>2,4</sup> Ningyi Xu<sup>1</sup>

## Abstract

Training Long-Context Large Language Models (LLMs) is challenging, as hybrid training with long-context and short-context data often leads to workload imbalances. Existing works mainly use data packing to alleviate this issue but fail to consider imbalanced attention computation and wasted communication overhead. This paper proposes Hierarchical Balance Packing (HBP), which designs a novel batch-construction method and training recipe to address those inefficiencies. In particular, the HBP constructs multi-level data packing groups, each optimized with a distinct packing length. It assigns training samples to their optimal groups and configures each group with the most effective settings, including sequential parallelism degree and gradient checkpointing configuration. To effectively utilize multi-level groups of data, we design a dynamic training pipeline specifically tailored to HBP, including curriculum learning, adaptive sequential parallelism, and stable loss. Our extensive experiments demonstrate that our method significantly reduces training time over multiple datasets and open-source models while maintaining strong performance. For the largest DeepSeek-V2 (236B) MOE model, our method speeds up the training by  $2.4\times$  with competitive performance.

## 1. Introduction

Large Language Models (LLMs) (Dubey et al., 2024; Yang et al., 2024; Cai et al., 2024) have achieved state-of-the-art performance in tasks like machine translation, summarization, and code generation. However, many applications

<sup>1</sup>Shanghai Jiao Tong University <sup>2</sup>SenseTime Research <sup>3</sup>Central South University <sup>4</sup>The Chinese University of Hong Kong <sup>5</sup>Beihang University. Correspondence to: Yongqiang Yao <soundbupt@gmail.com>.

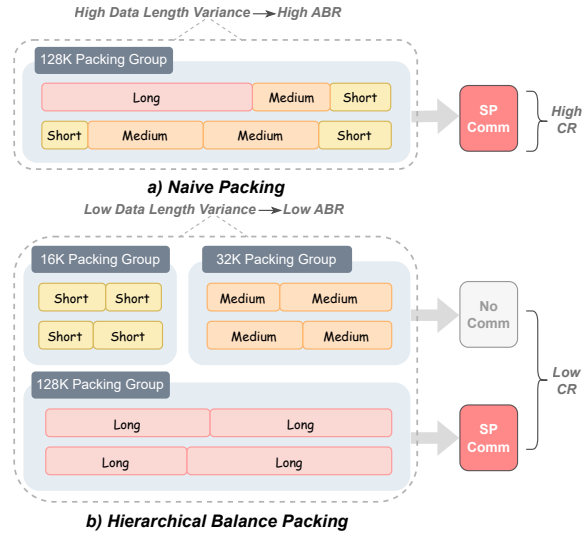


Figure 1. Difference between naive packing and hierarchical balance packing. Short, medium, and long represent different length samples, and SP Comm refers to the additional communication overhead introduced by enabling sequence parallel (SP) training. ABR (Attention Balance Ratio) measures imbalanced attention computation, and CR (Communication Ratio) measures additional communication overhead, described in Section 3.1.

demand to process and understand long-context information (Chen et al., 2023a; Peng et al., 2023; Bai et al., 2024a), such as summarizing books, analyzing legal documents, or retaining context in multi-turn conversations. This underscores the necessity for long-context LLMs that can efficiently process long input sequences.

As mentioned in (Dubey et al., 2024), incorporating long context during the Supervised Fine-Tuning (SFT) (Ouyang et al., 2022) stage is highly necessary. On the other hand, general short-context data is also crucial to maintain the model’s general capabilities. However, this hybrid dataset composition introduces significant challenges, primarily in terms of speed and accuracy. For speed, long-context data intensifies training inefficiencies due to imbalanced workloads; For accuracy, long-context data can degrade

performance on short-context tasks, affecting the model’s general capabilities. These challenges hinder the efficiency and effectiveness of SFT for long-context LLMs.

The workload imbalance caused by the hybrid of long and short data arises from two main aspects: (1) within mini-batch imbalance (Yao et al., 2024), which is caused by excessive padding from randomized mini-batch construction, and (2) across mini-batch imbalance (Yao et al., 2024), which is caused by uneven computation distribution over data parallel replicas. Existing approaches mainly address this issue using data packing (Bai et al., 2024a; Wang et al., 2024a), which combines variable-length data into fixed-length mini-batches. While data packing helps mitigate workload imbalances, it can also introduce new challenges. First, data packing alters the data distribution, which might affect the models’ performance. Second, the complexity of attention computation for short- and long-context data differs significantly. As illustrated in Figure 1, simply combining them has a high variance of data length, resulting in imbalanced attention computation and workload imbalance. Third, handling long-context data requires sequential parallelism (SP) and collective communication for attention computation (Jacobs et al., 2023; Liu & Abbeel, 2023), which short data do not need. When simply mixed together, short-context data must wait for long-context data, leading to wasted communication time. Larger models, such as DeepSeek-V2 (236B) (DeepSeek-AI, 2024) MOE (Mixture of Experts) models, introduce higher communication overhead due to the increased number of parameters.

To overcome the limitations of data packing, we propose Hierarchical Balance Packing (HBP), an innovative method that proposes multi-level data packing instead of conventional single-level data packing. HBP consists of three key components: (1) what are the optimal packing groups? (2) How to assign training samples to their optimal group? (3) How to train long-context LLM with those data? Firstly, we propose hierarchical group auto-selection to determine the optimal packing-length group set and corresponding configurations, including the packing length, Gradient Checkpointing configuration (Li et al., 2014), and the SP degree (how many partitions the data is divided into). Secondly, we propose balance packing to allocate each sample to the optimal group, aiming to minimize imbalanced attention computation and communication overhead. Thirdly, we adopt alternative training between different packing groups, along with curriculum learning and a stable loss normalizer to stabilize the training process.

We validate the effectiveness of our method through extensive experiments in multiple settings. For example, on datasets Tulu3 (Lambert et al., 2024a) (32K) + Longcite (Zhang et al., 2024) (128K), our approach speeds up  $2.4\times$  (57.1 to 23.8 GPU Days) on DeepSeek-

V2 (236B) (DeepSeek-AI, 2024); On datasets OpenHerme (Teknium, 2023) (4K) + Longcite (128K), our approach reduces training time from 2.95 to 2.04 GPU Days about  $1.45\times$  speeds up on LLama3.1-8B (Dubey et al., 2024). More importantly, our method preserves performance on both short- and long-context datasets while achieving significant efficiency gains. Experiments on various models at different scales like LLama3.1-8B (Dubey et al., 2024), Qwen2.5-32B (Yang et al., 2024), Qwen2.5-72B (Yang et al., 2024), and DeepSeek-V2 (236B) demonstrate consistent improvements, showing the effectiveness and generalizability of our approach.

## 2. Related Works

### 2.1. Long-Context LLM

**Long-Context Extension.** Long-Context Extensions aim to enhance LLMs’ capabilities in handling long contexts. Current research can be broadly categorized into approaches that require fine-tuning and those that operate in a zero-shot manner. Zero-shot approaches often leverage techniques such as prompt compression (Jiang et al., 2023) or specially designed attention mechanisms (Sun et al., 2023; Han et al., 2024). On the other hand, fine-tuning methods primarily focus on extending position encoding, such as RoPE-based approaches (Peng et al., 2023), or utilizing memory-augmented architectures (Packer et al., 2023).

**Long-Context Supervised Fine-Tuning.** SFT aligns LLMs more effectively with user intent. For Long-Context SFT, research mainly concentrates on generating long-context datasets (Xiong et al., 2023) and establishing corresponding benchmarks (Chen et al., 2023b; Zhang et al., 2024; Bai et al., 2024b). In contrast, our work emphasizes training efficiency and performance. The most relevant work to ours is LongAlign (Bai et al., 2024a), which also focuses on issues related to workload balance and accuracy degradation. They proposed using packing and loss-reweighting to mitigate these issues. However, they failed to recognize the imbalanced attention computation and wasted communicated overhead due to the packing of short- and long-context data, which limits efficiency.

### 2.2. Data Packing

Data packing (Wang et al., 2024a) is a more practical approach compared to randomly organizing data batches in LLM training. It reduces padding within batches and minimizes idle time across different data-parallel groups. Common packing methods include Random Packing (Contributors, 2023b), Sorted Batching (Kundu et al., 2024), First Fit Shuffle (FFS), First Fit Decrease (FFD), Best Fit Shuffle (BFS), Shortest-Pack-First Histogram-Packing (SPFHP) (Krell et al., 2021), Iterative sampling and filter-

Symbol	Definition
$T$	token number in one device
$N$	number of devices
$B$	local batch size in one device
$t_i$	token number of $i$ -th sample in $B$
$A$	computation complexity of attention $\sim O(T^2)$
$T_{\max}$	maximal token number across $N$ devices
$A_{\max}$	maximal attention computation across $N$ devices
$\text{Iter}_{\max}$	total number of training iterations
$T_{\text{comm}}$	token number for SP communication in one iteration

Table 1. Notation and Definitions

ing (ISF) (Yao et al., 2024). However, all those packing methods operate on a fixed length. In contrast, our method introduces multiple packing groups with varying lengths, which enables more flexible handling of hybrid training involving short- and long-context data.

### 3. Problem Analysis

In this section, we first define the notations in Table 1 and introduce performance metrics in Section 3.1. We then conduct a preliminary analysis of the commonly used packing methods in Section 3.2 and training strategies in Section 3.3.

#### 3.1. Measuring Metrics

**Dist Balance Ratio (DBR)** (Yao et al., 2024) quantifies the computational balance inter-devices based on input length.

$$\text{DBR} = \frac{\sum_i^N (T_{\max} - T_i)}{T_{\max} \times N}, \quad \text{PR} = \frac{\sum_i^B (t_{\max} - t_i)}{t_{\max} \times B}$$

**Padding Ratio (PR)** (Yao et al., 2024) measures the proportion of wasted computations resulting in intra-device from padding based on input length.

**Attention Balance Ratio (ABR)** is proposed to quantify the imbalance with respect to attention computation for different data inter-devices.

$$\text{ABR} = \frac{\sum_i^N (A_{\max} - A_i)}{A_{\max} \times N}$$

Previous metrics estimate the computational cost of attention based solely on the length of the input with full attention. However, using packing algorithms, attention computation becomes a significant factor in the overall cost. Consider the packing of a  $4K$  sequence as an example, both  $\{1K, 1K, 1K, 1K\}$  and  $\{2K, 2K\}$  have the same total length. However, their actual attention computation differs significantly, with complexities of  $4K^2$  and  $8K^2$ , respectively. The Attention Balance Ratio (ABR) is given by:

$$\text{ABR} = \frac{8K^2 - 4K^2}{8K^2} = 0.5$$

The cost of attention is proportional to the attention balance ratio,  $\text{Cost}(\text{Attn}) \propto \text{ABR}$ .

**Communication Ratio (CR)** is proposed to measure the additional communication overhead.

$$\text{CR} = \frac{\sum_i^N T_{\text{comm}_i}}{T \times N}$$

Sequence parallelism (SP) is crucial in long-context LLM training. However, this introduces the trade-off of increased communication overhead. The additional communication during hybrid training depends on the input sample length. For instance, an 8k input may not require any SP partitions, while a 32k input might necessitate multiple SP partitions, significantly increasing communication costs.

**Average Tokens (Ave-T)** is defined as the average number of tokens processed per iteration, serving as a measure of the model’s workload.

$$\text{Ave-T} = \frac{\sum_j^{\text{Iter}_{\max}} \left( \sum_i^N T_i \right)}{\text{Iter}_{\max} \times N}$$

A small token count per iteration indicates computational inefficiency. Increasing the batch size appropriately can improve Ave-T throughput and overall training efficiency.

#### 3.2. Packing Analysis

The packing strategy is widely utilized in SFT to improve training efficiency. We first conducted a comprehensive analysis to validate its effectiveness. However, our study also revealed several challenges and limitations associated with this line of approaches.

**Importance of Packing.** In Table 2, we conduct three batching alternatives, random batching, ISF packing batching (Yao et al., 2024) (comparison between different packing methods is shown in Table 8), sorted batching (Bai et al., 2024a) (ensures that the sequences within each batch have similar lengths) at three sequence length 4K, 32K, 128K using Tulu3 (Lambert et al., 2024a) dataset. Both the sorted and packing strategies significantly reduce DBR and PR, leading to substantial improvements in training speed. However, in longer sequence scenarios such as 128K, the packing strategy has a higher average of tokens (Ave-T) compared to the sorted method, achieving a higher GPU utilization. This underscores the importance of the packing strategy for training on mixed-length datasets.

**Limitation of Packing.** Although packing can partially address the efficiency issues associated with hybrid training, several limitations remain. Specifically, samples with

Seq Len	Batching	DBR	PR	Ave-T	GPU Days (speed up)
4K	random	0.540	0.416	2.4K	8.0 (1.0×)
4K	sorted	<b>0.001</b>	0.001	2.4K	3.3 (2.4×)
4K	packing	0.003	<b>0.0</b>	<b>4K</b>	<b>3.1 (2.6×)</b>
32K	random	0.64	0.0	0.8K	16.7 (1.0×)
32K	sorted	<b>0</b>	0.0	0.8K	10.3 (1.6×)
32K	packing	0.0007	<b>0.0</b>	<b>32K</b>	<b>4.4 (3.8×)</b>
128K	random	0.639	0.0	0.9K	38.0 (1.0×)
128K	sorted	<b>0</b>	0.0	0.9K	33.3 (1.1×)
128K	packing	0.001	<b>0.0</b>	<b>128K</b>	<b>5.2 (7.3×)</b>

Table 2. Comparison of batching strategies at different sequence lengths. Due to the maximum length constraint, the local batch size  $B$  is restricted to 1 under the 32K and 128K settings.

Packing Len	SP	ABR	CR	DBR	PR
4K	1	0.434	0	0.003	0.0
32K	4	0.616	1.0	0.001	0.0
128K	8	0.667	1.0	0.003	0.0

Table 3. Results of ABR and CR in different sequence lengths.

varying sequence lengths exhibit different complexities in attention computation. Directly mixing these samples can result in a workload imbalance. As illustrated in Table 3, the ABR increases significantly with the growth of sequence length, which indicates a rise in device idle time. Moreover, long sequences necessitate communication for attention computation, while short sequences do not. Directly mixing them can lead to extra communication overhead. As shown in Table 3, the CR reaches 1 when the sequence length increases, indicating that all short-context data are involved in unnecessary communication processes.

### 3.3. Training Strategy Analysis

Given the GPU resources and the data to be trained, we can select from various training strategies, provided that the VRAM requirements are satisfied. The main factors to consider are the degree of SP and the configuration of Gradient Checkpointing (GC), which is the number of layers where GC is enabled. If the SP degree is small, the VRAM demand is high, which forces an increase in the number of GC layers and leads to excessive additional computation. On the other hand, if the SP degree is large, although the VRAM demand is reduced, it introduces additional communication overhead. Therefore, there is a trade-off between the SP degree and GC configuration. Moreover, the optimal strategy varies for different sequence lengths. Table 4 shows that the optimal strategies for 32K, 64K, and 128K are different.

Seq Len	SP	GC Layer	Memory	Iter Time
32K	2	28	77G	4.45s
32K	4	23	78G	4.35s
32K	<b>8</b>	<b>8</b>	78G	4.12s
64K	2	32	OOM	-
64K	4	28	78G	6.3s
64K	<b>8</b>	<b>24</b>	79G	6.2s
128K	4	32	OOM	-
128K	<b>8</b>	<b>29</b>	78G	10.2s
128K	16	23	79G	10.5s

Table 4. Results of SP, minimum GC layers, and memory cost across different sequence lengths. Iter Time represents the average time taken over ten iterations.

### Algorithm 1 Hierarchical Groups Auto-Selection

```

1: Inputs: Lengths  $L$ , Profile Time  $P$ , Strategy  $S$ 
2: Stage-1: Find the best training strategy
3: Initialize  $P \leftarrow []$ ,  $S \leftarrow []$ 
4: for each  $l \in L$  do
5:    $s = (sp, ckpt) \leftarrow \text{FindBestSpCkpt}(l)$ 
6:    $P.add(\text{ProfileTime}(s))$ ,  $S.add(s)$ 
7: end for
8:  $j \leftarrow \text{argmin}(P)$ 
9:  $s_{\text{best}} \leftarrow S[j]$ ,  $l_{\text{best}} \leftarrow L[j]$ 
10:  $s_{\text{max}} \leftarrow S[-1]$ ,  $l_{\text{max}} \leftarrow L[-1]$ 
11: Stage-2: Optimize packing groups for comm
12:  $l_1 \leftarrow \lfloor l_{\text{best}}/l_{\text{best.sp}} \rfloor$ ,  $l_2 \leftarrow \lfloor l_{\text{max}}/l_{\text{max.sp}} \rfloor$ 
13: if  $l_2 > l_{\text{best}}$  then
14:    $L_p \leftarrow [l_1, l_{\text{best}}, l_2, l_{\text{max}}]$ 
15: else
16:    $L_p \leftarrow [l_1, l_{\text{best}}, l_{\text{max}}]$ 
17: end if
18: return  $L_p$ 

```

## 4. Hierarchical Balance Packing

In this section, we first introduce how to determine the optimal packing length groups in Section 4.1. Then, we present how to fit each sample to the best packing group in Section 4.2. At last, we design a tailored dynamic training pipeline for HBP in Section 4.3. The overall framework is illustrated in Figure 2.

### 4.1. Hierarchical Groups Auto-Selection

To determine the optimal packing length groups, we design a profile-based auto-selection algorithm as described in Algorithm 1. It operates in two stages: (1) find the best training strategy for predefining possible sequence length set (e.g., 8K, 16K, 32K, 64K, 128K) based on naive packing. (2) deriving the final packing groups by optimizing communication overhead.

**Stage 1: Find the best training strategy.** The algorithm

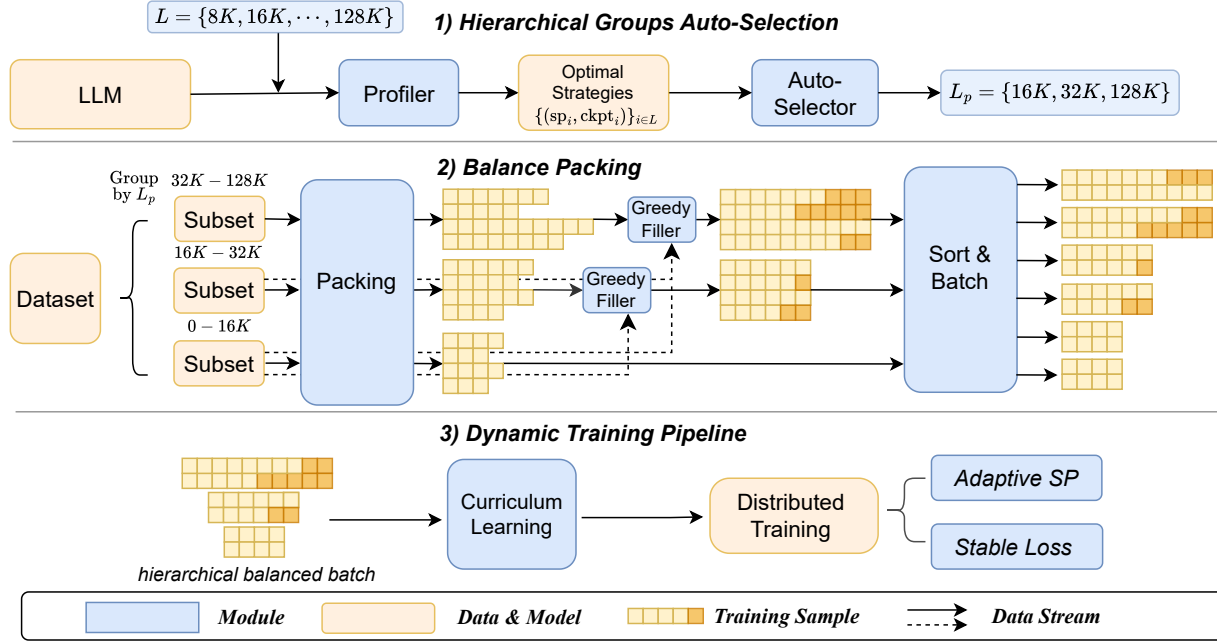


Figure 2. Hierarchical Balance Packing training framework.

begins by initializing two empty lists,  $P$  and  $S$ , to store the profiling times and the corresponding strategies, respectively. For each possible input length  $l$ , we compute the optimal SP degree and GC configuration  $s = (sp, ckpt)$  with the `FindBestSpCkpt` function, which achieves the optimal trade-off between SP degree and GC configuration.

Specifically, given a packing length  $l$ , we iterate all possible  $sp$  degrees and  $ckpt$  GC configurations and profile their iteration time. The best combination  $(sp, ckpt)$  is then found by a binary search or greedy method. More details on the implementation can be found in Appendix B. Once all input lengths are processed, the algorithm selects the best strategy by identifying the index  $j$  that minimizes the profiling times in  $P$ . The optimal strategy and input length are:

$$j = \operatorname{argmin}(P), \quad s_{\text{best}} = S[j], \quad l_{\text{best}} = L[j]$$

Additionally, the maximum input length  $l_{\text{max}}$  and its corresponding strategy  $s$  are also retained.

### Stage 2: Optimize packing groups for communication.

After calculating the optimal  $l_{\text{best}}$  and the corresponding  $s_{\text{best}}$ , we can optimize it further. The  $s_{\text{best}}$  can be an individual sample to be split across different SP processes, leading to additional communication overhead during attention computation. To mitigate this, we propose a method that ensures smaller samples remain intact during SP training. When  $l_{\text{best}} = 32K$  and  $s_{\text{best.sp}} = 4$ , instead of directly packing data into 32K sequences, we first partition  $l_{\text{best}}$  into smaller chunks of  $l_1 = 8K$ . Data with lengths smaller than 8K are

packed into these 8K chunks first, which are then combined to form 32K sequences. By structuring the data this way, SP training can proceed without incurring any communication overhead from attention computation.

$$l_1 = \left\lfloor \frac{l_{\text{best}}}{s_{\text{best.sp}}} \right\rfloor \quad \text{and} \quad l_2 = \left\lfloor \frac{l_{\text{max}}}{s_{\text{max.sp}}} \right\rfloor.$$

For  $l_{\text{best}}$ , the smallest packing unit  $l_1$  is derived based on its optimal SP degree. Similarly, the smallest packing unit  $l_2$  for  $l_{\text{max}}$  is also considered. If  $l_2$  is smaller than  $l_{\text{best}}$ , it will be merged into the  $l_{\text{best}}$  range. Finally, the hierarchical packing groups  $L_p = \{l_1, l_{\text{best}}, l_2, l_{\text{max}}\}$  is obtained.

### 4.2. Balance Packing

After obtaining the optimal hierarchical pack groups, we distribute the dataset samples into different groups while ensuring that the metrics outlined in Section 3.1 (DBR, PR, ABR, and CR) are well-optimized, of which conventional packing struggles. We first divide the entire dataset into sub-datasets  $[D_1, D_2, \dots, D_n]$  based on  $L_p$ . For each  $D_i$ , the following steps are executed:

(1) **Packing:** We pack the data in  $D_i$  to length  $l_i$ . This ensures low PR and DBR. Note that arbitrary packing methods are feasible.

(2) **GreedyFill:** We use the remaining unpacked data to perform a greedy fill since larger groups find it difficult to fill the packed data with only their own data.



**Algorithm 2** Balance Packing

- 1: **Inputs:** Dataset  $D = \{x_1, x_2, \dots, x_N\}$ , hierarchical packing groups  $L_p = \{l_1, l_2, \dots, l_n\}$
- 2:  $G = \{G_1, G_2, \dots, G_n\}$ : packed data group
- 3:  $B = \{B_1, B_2, \dots, B_n\}$ : final batched data
- 4:  $\text{GroupData}(D, L_p)$ : splits  $D$  subsets  $[D_1, D_2, \dots, D_n]$  by packing groups  $L_p$ .
- 5:  $\text{Packing } G_i = (D_i, l_i)$ : packing  $D_i$  by length  $l_i$
- 6:  $\text{GreedyFill } G_i = (G_i, l_i, [D_{i-1}, \dots, D_1])$ : fill data from smaller groups
- 7:  $\text{Sort}(G_i)$ : sort packed data according to attention complexity  $A$  in Section 3.1
- 8:  $\text{Batching}(G_i)$ : divides the sorted packed-data within group into batches.
- 9: \_\_\_\_\_
- 10: Initialize  $B \leftarrow []$
- 11:  $[D_1, \dots, D_n] \leftarrow \text{GroupData}(D, L_p)$
- 12: **for**  $i = n$  to 1 **do**
- 13:  $G_i \leftarrow \text{Packing}(D_i, l_i)$
- 14:  $G_i \leftarrow \text{GreedyFill}(G_i, l_i, [D_{i-1}, \dots, D_1])$
- 15:  $G_i \leftarrow \text{Sort}(G_i), B_i \leftarrow \text{Batching}(G_i)$
- 16: **end for**
- 17: **return**  $\text{Shuffle}(B)$

**(3) Sorting and Batching:** We sort elements in  $G_i$  based on attention complexity and construct mini-batches according to global token number requirements.

The procedure of balance packing is illustrated in Algorithm 2. Since our approach inherently involves multiple levels, i.e., hierarchical packing groups, it automatically separates short- and long-context data, avoiding wasted communication overhead and imbalanced attention computation and reducing CR and ABR significantly. We also achieve extremely low PR and DBR at multiple levels, thanks to GreedyFill. More Details about GroupData, GreedyFill, and Sorting are shown in Appendix C.

### 4.3. Dynamic Training Pipeline

Since HBP involves multi-level inputs, it is essential to design a dynamic training pipeline, enabling hot switching of different packing groups. It incorporates an adaptive sequential parallel, a curriculum learning strategy, and a stable loss normalizer.

**Adaptive Sequential Parallel:** Each packing group is equipped with an optimal training strategy  $s = (sp, ckpt)$ . We use alternative training between packing groups with the best SP degree and GC configuration.

**Curriculum Learning Strategy:** Training on long-context tasks presents challenges because initiating training without instructional capabilities can result in significant fluctua-

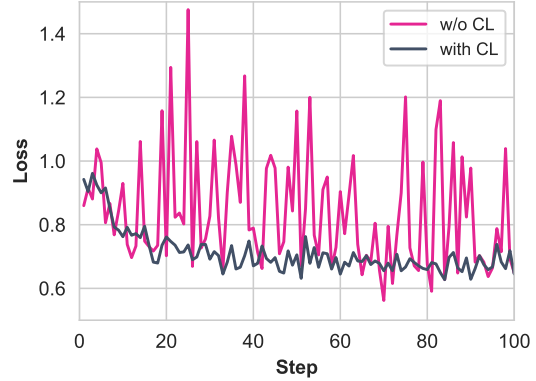


Figure 3. Loss with and without curriculum learning (CL) strategy.

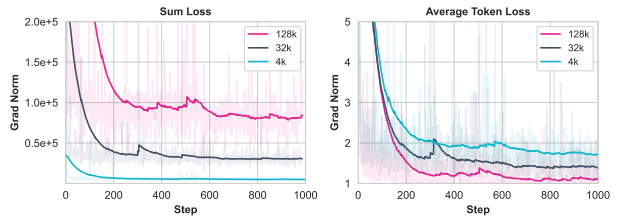


Figure 4. Grad Norm of Sum loss and Average Token loss.

tions in the training loss, as illustrated in Figure 3. Thanks to our inherent hierarchical structure, it is much easier to adopt a curriculum learning strategy that starts with general short-context data during the early stages of training. As the training progresses, we shift to a hybrid approach that combines both general short- and long-context data.

**Stable Loss Normalizer:** The training stability introduced by data packing is an important problem as it impacts the data distribution. Previous work (Bai et al., 2024a) has analyzed loss calculation, identifying two primary loss normalizers Token Mean and Sample Mean:

$$\mathcal{L}_{\text{token}} = \frac{\sum_i^B \text{loss}_i}{\sum_i^B T_i}, \quad \mathcal{L}_{\text{sample}} = \frac{\sum_i^B \frac{\text{loss}_i}{T_i}}{B}$$

where  $B$  represents the batch size, and  $T$  denotes the number of loss tokens in the current batch. They argued that instability lies in the inconsistent loss of normalization. (Lambert et al., 2024b) also proposes sum loss without normalization to mitigate the effect of norm discrepancies. However, the sum loss introduces a trade-off: as the sequence length increases, the gradient values escalate disproportionately ( $1e+5$ ), as shown in the left part of Figure 4.

To address the above issues, we empirically find  $T_{\text{ave}}$  (Average Token) of the global batch size  $B_g$  could served as a **Stable Loss Normalizer**:

Model (Type)	General Tasks							Long Tasks			GPU Days
	AVE	MMLU	BBH	IFEval	Math	GSM8k	HumanEval	Ruler (32K 128K)	LongBench	LongCite	(speed up)
<i>LLama3.1-8B</i>											
LongAlign-packing	56.6	44.5	65.5	67.8	30.7	80.6	62.2	84.5   57.5	46.7	67.8	7.41 (0.7×)
LongAlign-sorted	57.6	62.7	65.4	67.8	32.8	82.2	61.6	85.8   59.9	46.5	64.0	33.3 (0.16×)
ISF	56.0	54.5	65.3	70.4	33.7	81.7	62.8	85.0   67.4	44.0	71.6	5.22 (1.0×)
<b>HBP</b>	<b>58.2</b>	63.0	67.2	67.7	33.0	81.9	63.4	<b>85.6</b>   <b>70.8</b>	43.1	71.5	<b>3.73 (1.4×)</b>
<i>Qwen2.5-32B</i>											
ISF	73.5	74.8	83.5	75.6	56.5	93.7	86.6	88.2   59.3	51.0	60.2	21.3 (1.0×)
<b>HBP</b>	<b>76.2</b>	76.6	83.6	76.0	57.1	94.4	84.2	<b>88.3</b>   <b>59.0</b>	51.9	61.7	<b>16.0 (1.33×)</b>
<i>LLama3.1-70B</i>											
ISF	72.1	78.9	83.0	77.6	44.1	85.3	76.8	91.8   57.1	50.4	72.7	44.4 (1.0×)
<b>HBP</b>	<b>74.2</b>	81.5	83.1	76.2	48.3	93.3	77.4	<b>93.4</b>   <b>57.5</b>	52.2	75.3	<b>31.1 (1.42×)</b>
<i>DeepSeek-V2 (236B)</i>											
ISF	71.8	76.8	84.0	71.1	41.3	89.0	78.6	86.6   -	47.1	-	57.1 (1.0x)
<b>HBP</b>	<b>72.0</b>	76.5	83.1	72.6	41.4	89.9	78.1	<b>87.3</b>   -	50.3	-	<b>23.8 (2.4×)</b>

Table 5. Results of models across various sizes. The naive packing baseline ISF uses the Token-Mean loss normalizer. LongAlign uses their proposed loss-reweighting. AVE represents the average performance on general tasks. Deepseek-V2(236B) is trained in a 32K training setting due to resource constraints.

$$T_{\text{ave}} = \frac{\sum_i^{B_g} T_i}{B_g}, \quad \mathcal{L} = \frac{\sum_i^B \text{loss}_i}{B * T_{\text{ave}}}$$

where  $T$  represents the number of loss tokens that need to be calculated for the current batch  $B$ .

## 5. Experiments

### 5.1. Experimental Setup

We use large-scale datasets: Tulu3 (32K) (Lambert et al., 2024a) (general task), and LongCite (128K) (Zhang et al., 2024) (long context task). These datasets have proven effective in previous research, significantly enhancing model performance across knowledge, reasoning, mathematics, coding, and instruction-following. Moreover, they improve the model’s ability to handle varying lengths, from 0.1K to 128K tokens.

**Implementation Details.** We conduct experiments with the following models: LLaMA 3.1 (Dubey et al., 2024), Qwen-2.5 (Yang et al., 2024), and DeepSeek-V2 (236B). Most models are trained on 32x H100 80GB GPUs using the DeepSpeed (Rajbhandari et al., 2020), while DeepSeek-V2 (236B) is trained with the Megatron-LM (Shoeybi et al., 2019) with 256x H100 80G GPUs. We conducted ablation experiments using the LLaMA3.1-8B model. For the Longsite dataset, approximately 2k samples are uniformly sampled. The loss normalizer for baselines without special instructions is Token-Mean, while HBP uses Ave-Token. GPU days are the evaluation metric to estimate the total training time.

**Evaluation.** We conducted a comprehensive evaluation of the LLM’s performance using OpenCompass (Contributors, 2023a). For general tasks, several benchmark datasets were assessed, including MMLU (Hendrycks et al., 2021),

Dataset	Pack Len	AVE	LongBench	Ruler-128K
Tulu3	32K	57.5	43.0	52.5
Longcite	128K	18.8	16.7	68.5
Tulu3 + Longcite(8K)	32K	58.6	43.2	62.1
Tulu3 + Longcite	128K	56.0	<b>44.0</b>	<b>67.5</b>

Table 6. The importance of hybrid training. Longcite(8K) refers to the subset of the Longcite dataset containing data sequences no longer than 8K in length. All settings use the naive packing.

MMLU PRO (Wang et al., 2024b), CMMLU (Li et al., 2023), BBH (Suzgun et al., 2022), Math (Saxton & Kohli, 2019), GPQA Diamond (Rein et al., 2024), GSM8K (Cobbe et al., 2021), HellaSwag (Zellers et al., 2019), MathBench (Liu et al., 2024), HumanEval (Chen et al., 2021), MBPP (Austin et al., 2021), IFEval (Zhou et al., 2023), and Drop (Dua et al., 2019). For long-context tasks, the evaluation including Ruler (Hsieh et al., 2024), NeedleBench (Li et al., 2024), LongBench (Bai et al., 2023), and Longcite.

### 5.2. Main Results

In Table 5, we compare our method HBP with LongAlign (Bai et al., 2024a) and packing method ISF (Yao et al., 2024). Our method achieves significant improvements in speed, outperforming Long-Align-packing, Long-Align-sorted, ISF by 2.0×, 9.0×, and 1.4×. We also notice that LongAlign improves the average general tasks to some extent; it sacrifices performance in long tasks *e.g.*, Ruler-128K. In contrast, our method maintains strong performance both in general short tasks and long tasks. The improvements are consistent across a wide range of model sizes, from 8B to 236B parameters. Notably, for the largest MOE model, DeepSeek-V2 (236B), our method achieves an impressive 2.4× training speed-up, reducing training time from 57.1 to 23.8 GPU days. Full results are shown in Appendix A.

Model	Hierarchical	Balance	ABR	CR	AVE	GPU Days (speed up)
LLaMA3.1-8B			0.506	1.0	56.0	5.22 (1.0 $\times$ )
LLaMA3.1-8B	✓		0.288	0.173	56.4	4.51 (1.2 $\times$ )
LLaMA3.1-8B	✓	✓	<b>0.002</b>	<b>0.173</b>	<b>56.6</b>	<b>3.73 (1.40<math>\times</math>)</b>
LLaMA3.1-70B			0.506	1.0	72.2	44.4 (1.0 $\times$ )
LLaMA3.1-70B	✓		0.288	0.173	72.8	33.3 (1.25 $\times$ )
LLaMA3.1-70B	✓	✓	<b>0.002</b>	<b>0.173</b>	<b>72.2</b>	<b>31.1 (1.43<math>\times</math>)</b>

Table 7. Results of HBP Components. This experiment uses the Token-Mean Loss Normalizer. `Hierarchical` indicates the enabled hierarchical packing. `Balance` refers to enabled attention balance sort and batching.

### 5.3. Packing Strategy Results

Table 8 and Table 9 illustrate the complexity of different packing strategies and their corresponding final training times. It also shows that the training indicators Data Balance Ratio (DBR), Padding Ratio (PR), and Attention Balance Ratio (ABR) are strongly correlated with the training time, emphasizing the effectiveness of these indicators. Based on the computational complexity of packing strategies and their training time and accuracy performance, we ultimately selected ISF as our naive packing baseline.

### 5.4. Ablation Results

**Importance of Hybrid Training.** Table 6 shows that both short-context and long-context data are important to maintain models’ capability in general tasks and long tasks. Lacking of long-context data (row 1) significantly impacts long-text capabilities. Lacking short-context data (row 2) sacrifices general abilities. These claims are further validated by only including partial short data in Longcite (row 3).

**Components of HBP.** In Table 7, we show that the Attention Balance Ratio (ABR) and Communication Ratio (CR) can be reduced significantly with hierarchical packing. In particular, ABR drops from 0.506 to 0.288, and the CR drops from 1.0 to 0.173. By batching data with a similar complexity of attention computation, we have much more balanced mini-batches with low ABR, from 0.288 to 0.002. Overall, we achieve a 1.4 $\times$  speedup. Similar results can be observed in the larger LLaMA-3.1-70B model.

**Curriculum Learning.** In Table 10, we present the impact of curriculum learning on HBP. It is evident that starting with short general tasks and then transitioning to a mix of short- and long-context tasks is more beneficial for model training and convergence. We also designed a similar curriculum learning mechanism for the naive ISF baseline using a sophisticated sampling strategy, which shows improvements. This demonstrates that curriculum learning is a generalizable strategy for long-context SFT. Notably, since HBP naturally separates short and long contexts into different groups, employing curriculum learning becomes more straightforward and convenient.

**Stable Loss Normalizer.** We compared several loss normalization methods by training models using different normalizers while keeping all other training configurations consistent. As shown in Table 11, the Ave-Token loss normalizer achieved the highest performance in both general tasks Average (AVE) 58.2 and long context tasks LongBench 43.1, Ruler-128K 70.8, and LongSite 71.5.

### 5.5. Importance of Hierarchical Groups Auto-Selection

Table 12 presents an example of 32K token-length training, showcasing various SP degrees and GC configurations. The second row highlights the minimal configuration  $s = (2, 8)$  that satisfies memory constraints. While this configuration adheres to memory requirements, it fails to achieve optimal performance. In contrast, the fourth row illustrates a more balanced and effective configuration with  $s = (8, 8)$ , achieving the fastest speed. These experiments demonstrate that, given a specific packing length, there are significant performance differences among various SP degrees and GC configurations. Table 13 presents the training speed of the optimal SP degrees and GC configurations for various sequence lengths  $L$ . This indicates that the optimal training strategy is distinct for different packing groups. The evidence above emphasizes the importance of searching for the best groups and their corresponding training strategies, *i.e.*, Auto-Group Selection.

### 5.6. Dataset Generalization

#### 5.6.1. OPENHERMES

We also provide some of our experimental results on OpenHermes. For example, Table 9 shows that the results are consistent with Tulu3 under different packing strategies. Table 14 shows that our HBP is also effective in a 128K training setting.

#### 5.6.2. LONGWRITER

Figure 5 and Table 15 present the results of our HBP hybrid training on Tulu3 and LongWriter. The experiment demonstrates that our method is equally effective, achieving consistent acceleration across both models.



Packing Strategy	Complexity	DBR	ABR	PR	Ave	LongBench	GPU Days (speed up)
No	-	0.64	0.744	<b>0</b>	57.6	42.	16.7 (1.00×)
Random	O(N)	0	0.620	0.05	57.6	42.7	4.44 (3.76×)
ISF	C*O(N+M)	<b>0</b>	<b>0.616</b>	0.002	58.1	<b>43.8</b>	<b>4.00 (4.17×)</b>
FFS	O(NM)	0	0.618	0.001	<b>8.3</b>	42.1	4.02 (4.15×)
FFD	O(NM)	0	0.693	0.001	58.0	43.1	4.51 (3.70×)
BFS	O(NM)	0	0.618	0.001	57.5	42.1	4.11 (4.06×)
SPFHP	O(N+S <sup>2</sup> )	0	0.695	0.001	58.6	40.6	4.24 (3.94×)

Table 8. Results of different packing strategies in training setting of 32K. N: Number of samples; M: Number of samples per pack; S: Maximum pack length; C: Number of iterations.

Packing Strategy	Complexity	DBR	ABR	PR	Ave	LongBench	GPU Days (speed up)
-	-	0	0.878	0.676	48.2	46.4	11.4 (1.0×)
random	O(N)	0	0.648	0.089	51.44	47.8	3.64 (3.1×)
ISF	C*O(N+M)	0	0.64	0.022	50.9	47.8	3.28 (3.5×)
FFS	O(NM)	0	0.638	0.022	52.4	48.4	3.29 (3.5×)
FFD	O(NM)	0	0.71	0.022	50.6	48.4	3.45 (3.3×)
BFS	O(NM)	0	0.64	0.022	52.3	47.7	3.33 (3.4×)
SPFHP	O(N+S <sup>2</sup> )	0	0.71	0.029	52.0	47.8	3.47 (3.3×)

Table 9. Results of different packing strategies in training setting of 4K on OpenHermes dataset.

Model	CL	AVE	LongBench
LLama3.1-8B-HBP		56.6	41.6
LLama3.1-8B-HBP	✓	<b>58.2</b>	43.2
LLama3.1-70B-HBP		72.2	51.5
LLama3.1-70B-HBP	✓	<b>74.1</b>	52.2
LLama3.1-8B-ISF		56.0	44.0
LLama3.1-8B-ISF	✓	<b>57.4</b>	43.4

Table 10. Results of curriculum learning (CL).

Loss Normalizer	AVE	LongBench	Ruler-128K	Longcite
Sum	56.7	42.5	65.2	70.5
Sample-Mean	55.5	42.9	46.1	70.3
Token-Mean	56.6	41.6	67.5	70.6
<b>Ave-Token</b>	<b>58.2</b>	<b>43.1</b>	<b>70.8</b>	<b>71.5</b>

Table 11. Results of different loss normalizers.

## 6. Conclusion and Limitations

In this paper, we proposed Hierarchical Balance Packing (HBP), a novel strategy to address workload imbalances in long-context LLM training through multi-level data packing and a dynamic training pipeline. Due to constraints in computational resources and open-source training datasets, we have not tested on longer contexts, such as 256K or 512K. Additionally, we have not validated HBP on other post-training tasks, such as RLHF or DPO. We leave these explorations to future work.

## References

Austin, J., Odena, A., Nye, M., Bosma, M., Michalewski, H., Dohan, D., Jiang, E., Cai, C., Terry, M., Le, Q., et al. Program synthesis with large language models. *arXiv*

SP	GC Layer	AVE	Memory	Iter Time	GPU Days
1	32	-	OOM	-	-
2	28	57.5	78G	3.01 s	3.73
4	23	57.8	78G	2.95 s	3.37
8	8	57.6	77G	<b>2.82 s</b>	<b>3.04</b>
16	0	56.6	76G	3.60 s	3.93

Table 12. Results of different SP degrees and GC configurations under a 32K training setting. Iter Time is the average time over ten iterations.

Packing Groups	SP	GC Layer	Memory	Iter Time
8k	2	8	77 G	2.69 s
16k	1	28	76 G	<b>2.65 s</b>
32k	8	8	76 G	2.83 s
64k	4	28	78 G	3.01 s
128k	8	28	79 G	3.05 s

Table 13. Results of different packing groups.

*preprint arXiv:2108.07732*, 2021.

Bai, Y., Lv, X., Zhang, J., Lyu, H., Tang, J., Huang, Z., Du, Z., Liu, X., Zeng, A., Hou, L., Dong, Y., Tang, J., and Li, J. Longbench: A bilingual, multitask benchmark for long context understanding, 2023.

Bai, Y., Lv, X., Zhang, J., He, Y., Qi, J., Hou, L., Tang, J., Dong, Y., and Li, J. LongAlign: A recipe for long context alignment of large language models. In *Findings of the Association for Computational Linguistics: EMNLP 2024*, pp. 1376–1395, Miami, Florida, USA, November 2024a. Association for Computational Linguistics. doi: 10.18653/v1/2024.findings-emnlp.74. URL <https://aclanthology.org/2024.findings-emnlp.74>.

Hierarchical	Balance	ABR	AVE	LongBench	Ruler-32K	Longsite	GPU Days (speed up)
		0.513	52.1	47.2	87.7	72.1	2.95 (1.0×)
✓		0.269	53	47.1	89.1	72.0	2.33 (1.27×)
✓	✓	0.004	52.4	47.1	88.3	72.3	2.04 (1.44×)

Table 14. Results of HBP Components on OpenHermes + Longsite dataset. This experiment uses the Token-Mean Loss Normalizer. Balance refers to enabling Attention Balance Sort, while Hierarchical indicates the activation of hierarchical packing.

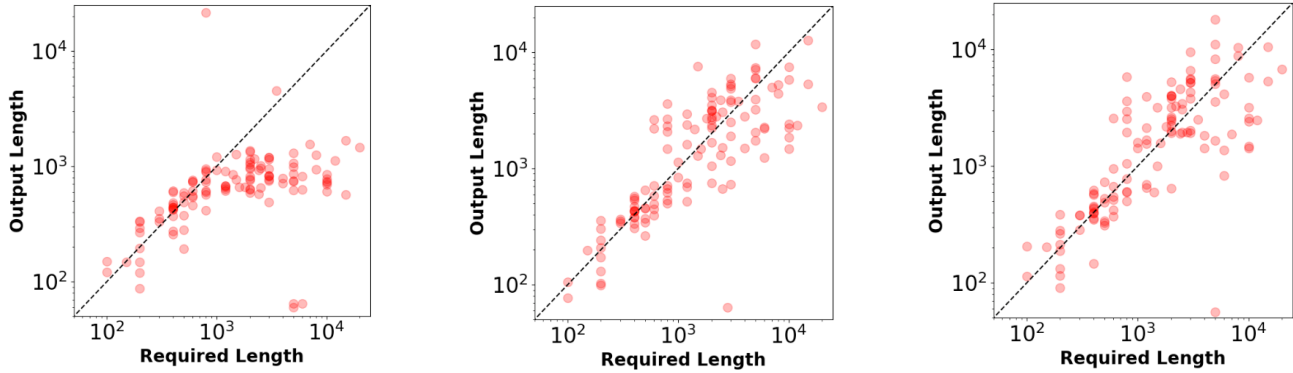


Figure 5. Results of Long-Writer Dataset.

Bai, Y., Zhang, J., Lv, X., Zheng, L., Zhu, S., Hou, L., Dong, Y., Tang, J., and Li, J. Longwriter: Unleashing 10,000+ word generation from long context llms. *arXiv preprint arXiv:2408.07055*, 2024b.

Cai, Z., Cao, M., Chen, H., Chen, K., Chen, K., Chen, X., Chen, X., Chen, Z., Chen, Z., Chu, P., Dong, X., Duan, H., Fan, Q., Fei, Z., Gao, Y., Ge, J., Gu, C., Gu, Y., Gui, T., Guo, A., Guo, Q., He, C., Hu, Y., Huang, T., Jiang, T., Jiao, P., Jin, Z., Lei, Z., Li, J., Li, J., Li, L., Li, S., Li, W., Li, Y., Liu, H., Liu, J., Hong, J., Liu, K., Liu, K., Liu, X., Lv, C., Lv, H., Lv, K., Ma, L., Ma, R., Ma, Z., Ning, W., Ouyang, L., Qiu, J., Qu, Y., Shang, F., Shao, Y., Song, D., Song, Z., Sui, Z., Sun, P., Sun, Y., Tang, H., Wang, B., Wang, G., Wang, J., Wang, J., Wang, R., Wang, Y., Wang, Z., Wei, X., Weng, Q., Wu, F., Xiong, Y., Xu, C., Xu, R., Yan, H., Yan, Y., Yang, X., Ye, H., Ying, H., Yu, J., Yu, J., Zang, Y., Zhang, C., Zhang, L., Zhang, P., Zhang, P., Zhang, R., Zhang, S., Zhang, S., Zhang, W., Zhang, W., Zhang, X., Zhang, X., Zhao, H., Zhao, Q., Zhao, X., Zhou, F., Zhou, Z., Zhuo, J., Zou, Y., Qiu, X., Qiao, Y., and Lin, D. Internlm2 technical report, 2024.

Chen, M., Tworek, J., Jun, H., Yuan, Q., de Oliveira Pinto, H. P., Kaplan, J., Edwards, H., Burda, Y., Joseph, N., Brockman, G., Ray, A., Puri, R., Krueger, G., Petrov, M., Khlaaf, H., Sastry, G., Mishkin, P., Chan, B., Gray, S., Ryder, N., Pavlov, M., Power, A., Kaiser, L., Bavarian, M., Winter, C., Tillet, P., Such, F. P., Cummings, D., Plappert, M., Chantzis, F., Barnes, E., Herbert-Voss, A., Guss, W. H., Nichol, A., Paino, A., Tezak, N., Tang, J., Babuschkin, I., Balaji, S., Jain, S., Saunders, W.,

Hesse, C., Carr, A. N., Leike, J., Achiam, J., Misra, V., Morikawa, E., Radford, A., Knight, M., Brundage, M., Murati, M., Mayer, K., Welinder, P., McGrew, B., Amodei, D., McCandlish, S., Sutskever, I., and Zaremba, W. Evaluating large language models trained on code, 2021.

Chen, S., Wong, S., Chen, L., and Tian, Y. Extending context window of large language models via positional interpolation. *arXiv preprint arXiv:2306.15595*, 2023a.

Chen, Y., Qian, S., Tang, H., Lai, X., Liu, Z., Han, S., and Jia, J. Longlora: Efficient fine-tuning of long-context large language models. *arXiv preprint arXiv:2309.12307*, 2023b.

Cobbe, K., Kosaraju, V., Bavarian, M., Chen, M., Jun, H., Kaiser, L., Plappert, M., Tworek, J., Hilton, J., Nakano, R., Hesse, C., and Schulman, J. Training verifiers to solve math word problems. *arXiv preprint arXiv:2110.14168*, 2021.

Contributors, O. Opencompass: A universal evaluation platform for foundation models, 2023a.

Contributors, X. Xtuner: A toolkit for efficiently fine-tuning llm, 2023b.

DeepSeek-AI. Deepseek-v2: A strong, economical, and efficient mixture-of-experts language model, 2024.

Dua, D., Wang, Y., Dasigi, P., Stanovsky, G., Singh, S., and Gardner, M. DROP: A reading comprehension bench-

Model	Dataset	Ave	LongBench	LongWriter	GPU Days (speed up)
Llama3.1-8B-ISF	Tulu3 + LongWriter	57.3	40.9	67.0	4.4 (1.0×)
Llama3.1-8B-HBP	Tulu3 + LongWriter	57.8	42.7	66.4	3.5 (1.26×)

Table 15. Model Evaluation Results of Tulu3 and LongWriter Hybrid Training.

- mark requiring discrete reasoning over paragraphs. In *Proc. of NAACL*, 2019.
- Dubey, A., Jauhri, A., Pandey, A., Kadian, A., Al-Dahle, A., Letman, A., Mathur, A., Schelten, A., Yang, A., Fan, A., et al. The llama 3 herd of models. *arXiv preprint arXiv:2407.21783*, 2024.
- Han, C., Wang, Q., Peng, H., Xiong, W., Chen, Y., Ji, H., and Wang, S. LM-infinite: Zero-shot extreme length generalization for large language models. In Duh, K., Gomez, H., and Bethard, S. (eds.), *Proceedings of the 2024 Conference of the North American Chapter of the Association for Computational Linguistics: Human Language Technologies (Volume 1: Long Papers)*, pp. 3991–4008, Mexico City, Mexico, June 2024. Association for Computational Linguistics. doi: 10.18653/v1/2024.naacl-long.222. URL <https://aclanthology.org/2024.naacl-long.222/>.
- Hendrycks, D., Burns, C., Basart, S., Zou, A., Mazeika, M., Song, D., and Steinhardt, J. Measuring massive multitask language understanding. *Proceedings of the International Conference on Learning Representations (ICLR)*, 2021.
- Hsieh, C.-P., Sun, S., Krizan, S., Acharya, S., Rekish, D., Jia, F., Zhang, Y., and Ginsburg, B. Ruler: What’s the real context size of your long-context language models? *arXiv preprint arXiv:2404.06654*, 2024.
- Jacobs, S. A., Tanaka, M., Zhang, C., Zhang, M., Song, S. L., Rajbhandari, S., and He, Y. DeepSpeed ulysses: System optimizations for enabling training of extreme long sequence transformer models. *arXiv preprint arXiv:2309.14509*, 2023.
- Jiang, H., Wu, Q., Luo, X., Li, D., Lin, C.-Y., Yang, Y., and Qiu, L. Longllmlingua: Accelerating and enhancing llms in long context scenarios via prompt compression. *arXiv preprint arXiv:2310.06839*, 2023.
- Krell, M. M., Kosec, M., Perez, S. P., and Fitzgibbon, A. Efficient sequence packing without cross-contamination: Accelerating large language models without impacting performance. *arXiv preprint arXiv:2107.02027*, 2021.
- Kundu, A., Lee, R. D., Wynter, L., Ganti, R. K., and Mishra, M. Enhancing training efficiency using packing with flash attention. *arXiv preprint arXiv:2407.09105*, 2024.
- Lambert, N., Morrison, J., Pyatkin, V., Huang, S., Ivison, H., Brahman, F., Miranda, L. J. V., Liu, A., Dziri, N., Lyu, S., Gu, Y., Malik, S., Graf, V., Hwang, J. D., Yang, J., Bras, R. L., Taffjord, O., Wilhelm, C., Soldaini, L., Smith, N. A., Wang, Y., Dasigi, P., and Hajishirzi, H. Tulu 3: Pushing frontiers in open language model post-training. 2024a. URL <https://arxiv.org/abs/2411.15124>.
- Lambert, N., Morrison, J., Pyatkin, V., Huang, S., Ivison, H., Brahman, F., Miranda, L. J. V., Liu, A., Dziri, N., Lyu, S., et al. Tulu 3: Pushing frontiers in open language model post-training. *arXiv preprint arXiv:2411.15124*, 2024b.
- Li, H., Zhang, Y., Koto, F., Yang, Y., Zhao, H., Gong, Y., Duan, N., and Baldwin, T. Cmmlu: Measuring massive multitask language understanding in chinese, 2023.
- Li, M., Andersen, D. G., Park, J. W., Smola, A. J., Ahmed, A., Josifovski, V., Long, J., Shekita, E. J., and Su, B.-Y. Scaling distributed machine learning with the parameter server. In *11th USENIX Symposium on Operating Systems Design and Implementation (OSDI 14)*, pp. 583–598, Broomfield, CO, October 2014. USENIX Association. ISBN 978-1-931971-16-4. URL [https://www.usenix.org/conference/osdi14/technical-sessions/presentation/li\\_mu](https://www.usenix.org/conference/osdi14/technical-sessions/presentation/li_mu).
- Li, M., Zhang, S., Liu, Y., and Chen, K. Needlebench: Can llms do retrieval and reasoning in 1 million context window?, 2024. URL <https://arxiv.org/abs/2407.11963>.
- Liu, H. and Abbeel, P. Blockwise parallel transformer for large context models. *Advances in neural information processing systems*, 2023.
- Liu, H., Zheng, Z., Qiao, Y., Duan, H., Fei, Z., Zhou, F., Zhang, W., Zhang, S., Lin, D., and Chen, K. Mathbench: Evaluating the theory and application proficiency of llms with a hierarchical mathematics benchmark, 2024.
- Ouyang, L., Wu, J., Jiang, X., Almeida, D., Wainwright, C., Mishkin, P., Zhang, C., Agarwal, S., Slama, K., Ray, A., et al. Training language models to follow instructions with human feedback. *Advances in neural information processing systems*, 35:27730–27744, 2022.

- Packer, C., Wooders, S., Lin, K., Fang, V., Patil, S. G., Stoica, I., and Gonzalez, J. E. MemGPT: Towards llms as operating systems. *arXiv preprint arXiv:2310.08560*, 2023.
- Peng, B., Quesnelle, J., Fan, H., and Shippole, E. Yarn: Efficient context window extension of large language models. *arXiv preprint arXiv:2309.00071*, 2023.
- Rajbhandari, S., Rasley, J., Ruwase, O., and He, Y. Zero: Memory optimizations toward training trillion parameter models. In *SC20: International Conference for High Performance Computing, Networking, Storage and Analysis*, pp. 1–16. IEEE, 2020.
- Rein, D., Hou, B. L., Stickland, A. C., Petty, J., Pang, R. Y., Dirani, J., Michael, J., and Bowman, S. R. GPQA: A graduate-level google-proof q&a benchmark. In *First Conference on Language Modeling*, 2024. URL <https://openreview.net/forum?id=Ti67584b98>.
- Saxton, Grefenstette, H. and Kohli. Analysing mathematical reasoning abilities of neural models. *arXiv:1904.01557*, 2019.
- Shoeybi, M., Patwary, M., Puri, R., LeGresley, P., Casper, J., and Catanzaro, B. Megatron-lm: Training multi-billion parameter language models using model parallelism. *arXiv preprint arXiv:1909.08053*, 2019.
- Sun, Y., Dong, L., Patra, B., Ma, S., Huang, S., Benhaim, A., Chaudhary, V., Song, X., and Wei, F. A length-extrapolatable transformer. In Rogers, A., Boyd-Graber, J., and Okazaki, N. (eds.), *Proceedings of the 61st Annual Meeting of the Association for Computational Linguistics (Volume 1: Long Papers)*, pp. 14590–14604, Toronto, Canada, July 2023. Association for Computational Linguistics. doi: 10.18653/v1/2023.acl-long.816. URL <https://aclanthology.org/2023.acl-long.816/>.
- Suzgun, M., Scales, N., Schärli, N., Gehrmann, S., Tay, Y., Chung, H. W., Chowdhery, A., Le, Q. V., Chi, E. H., Zhou, D., , and Wei, J. Challenging big-bench tasks and whether chain-of-thought can solve them. *arXiv preprint arXiv:2210.09261*, 2022.
- Teknum. Openhermes 2.5: An open dataset of synthetic data for generalist llm assistants, 2023. URL <https://huggingface.co/datasets/teknum/OpenHermes-2.5>.
- Wang, S., Wang, G., Wang, Y., Li, J., Hovy, E., and Guo, C. Packing analysis: Packing is more appropriate for large models or datasets in supervised fine-tuning. *arXiv preprint arXiv:2410.08081*, 2024a.
- Wang, Y., Ma, X., Zhang, G., Ni, Y., Chandra, A., Guo, S., Ren, W., Arulraj, A., He, X., Jiang, Z., et al. Mmlu-pro: A more robust and challenging multi-task language understanding benchmark. *arXiv preprint arXiv:2406.01574*, 2024b.
- Xiong, W., Liu, J., Molybog, I., Zhang, H., Bhargava, P., Hou, R., Martin, L., Rungta, R., Sankararaman, K. A., Oguz, B., et al. Effective long-context scaling of foundation models. *arXiv preprint arXiv:2309.16039*, 2023.
- Yang, A., Yang, B., Zhang, B., Hui, B., Zheng, B., Yu, B., Li, C., Liu, D., Huang, F., Wei, H., et al. Qwen2. 5 technical report. *arXiv preprint arXiv:2412.15115*, 2024.
- Yao, Y., Tan, J., Hu, J., Zhang, F., Jin, X., Li, B., Gong, R., and Liu, P. Omnibal: Towards fast instruct-tuning for vision-language models via omniverse computation balance. *arXiv preprint arXiv:2407.20761*, 2024.
- Zellers, R., Holtzman, A., Bisk, Y., Farhadi, A., and Choi, Y. Hellaswag: Can a machine really finish your sentence? In *Proceedings of the 57th Annual Meeting of the Association for Computational Linguistics*, 2019.
- Zhang, J., Bai, Y., Lv, X., Gu, W., Liu, D., Zou, M., Cao, S., Hou, L., Dong, Y., Feng, L., and Li, J. Longcite: Enabling llms to generate fine-grained citations in long-context qa. *arXiv preprint arXiv:2409.02897*, 2024.
- Zhou, J., Lu, T., Mishra, S., Brahma, S., Basu, S., Luan, Y., Zhou, D., and Hou, L. Instruction-following evaluation for large language models, 2023. URL <https://arxiv.org/abs/2311.07911>.



## A. Full Results

Tables 16 and 17 present our complete results for general tasks and long-context tasks, respectively. These results collectively validate the effectiveness of our HBP method.

Table 16. Full results of general tasks. The naive packing baseline ISF uses the Token-Mean loss normalizer. LongAlign uses their proposed loss-reweighting. AVE represents the average performance on general tasks. Deepseek-V2(236B) is trained in a 32K training setting due to resource constraints.

Model	MMLU	BBH	IFEval	Math	GSM8k	HumanEval	mmlu_pro	cmmlu	GPQA	Drop	MBPP	hellaswag	mathbench-a	mathbench-t	AVE	GPU Days (speed up)
<i>LLama3.1-8B</i>																
LongAlign-packing	44.5	65.5	67.8	30.7	80.6	62.2	26.5	48.4	28.8	71.5	63.8	80.5	45.6	75.6	56.6	7.4 (0.7×)
LongAlign-sorted	62.7	65.4	67.8	32.8	82.2	61.6	38.3	43.6	29.3	65.1	63.0	69.6	50.3	73.9	57.6	33.3 (0.16×)
ISF	54.5	65.3	70.4	33.7	81.7	62.8	34.6	39.8	24.2	65.4	61.8	67.9	46.7	74.7	56.0	5.22 (1.0×)
HBP	63.0	67.2	67.7	33.0	81.9	63.4	38.4	43.4	27.8	68.7	65.0	68.7	50.1	76.4	58.2	3.73 (1.4×)
<i>Qwen2.5-32B</i>																
ISF	74.8	83.5	75.6	56.5	93.7	86.6	59.6	77.6	37.9	82.7	80.1	93.5	64.1	63.5	73.5	21.33 (1.0×)
HBP	76.6	83.6	76.0	57.1	94.4	84.2	59.2	79.5	41.4	83.5	80.9	93.5	70.1	86.2	76.2	16.00 (1.33×)
<i>LLaMA3.1-70B</i>																
ISF	78.9	83.0	77.6	44.1	85.3	76.8	55.0	66.9	41.4	81.9	76.6	89.3	65.1	88.0	72.1	44.40 (1.0×)
HBP	81.5	83.1	76.2	48.3	93.3	77.4	60.2	66.3	43.9	84.1	78.6	89.0	67.9	88.4	74.2	31.10 (1.42×)
<i>Qwen2.5-72B</i>																
ISF	83.9	86.0	79.3	57.2	94.6	85.9	66.2	84.7	45.4	84.6	84.8	93.7	74.1	95.0	79.6	47.10 (1.0×)
HBP	84.2	85.8	79.7	56.2	94.7	85.0	65.9	84.9	50.5	84.9	86.4	93.9	72.8	95.1	79.5	33.70 (1.40×)
<i>DeepSeek-V2 (236B)</i>																
ISF	76.8	84.0	71.1	41.3	89.0	78.6	54.2	76.9	37.9	77.2	76.7	90.2	68.4	92.3	71.8	57.10 (1.0×)
HBP	76.5	83.1	72.6	41.4	89.9	78.1	55.5	73.3	36.4	78.5	77.4	90.2	70.1	92.5	72.0	23.80 (2.4×)

Table 17. Full results of Long tasks. The naive packing baseline ISF uses the Token-Mean loss normalizer. LongAlign uses their proposed loss-reweighting. AVE represents the average performance on general tasks. Deepseek-V2(236B) is trained in a 32K training setting due to resource constraints.

Model	Ruler (32K   128K)	NeedleBench (32K   128K)	LongBench	Longcite	GPU Days (speed up)
<i>LLama3.1-8B</i>					
LongAlign-packing	84.5   57.5	87.9   85.0	46.7	67.8	7.4 (0.7×)
LongAlign-sorted	85.6   60.0	92.4   88.9	46.6	64.0	33.3 (0.16×)
ISF	85.0   67.4	92.1   90.1	44.5	71.6	5.22 (1.0×)
HBP	85.6   70.8	91.8   90.0	43.2	71.5	3.73 (1.4×)
<i>Qwen2.5-32B</i>					
ISF	88.2   59.3	94.5   84.6	51.0	60.2	21.33 (1.0×)
HBP	88.3   59.0	96.0   88.9	51.9	61.7	16.00 (1.33×)
<i>LLaMA3.1-70B</i>					
ISF	91.8   57.1	95.5   92.6	50.4	72.7	44.4 (1.0×)
HBP	93.4   57.5	95.2   92.4	52.2	75.3	31.1 (1.42×)
<i>Qwen2.5-72B</i>					
ISF	92.6   58.5	94.5   90.8	50.0	64.3	47.1 (1.0×)
HBP	92.8   58.2	95.2   91.4	51.7	64.7	33.7 (1.40×)
<i>DeepSeek-V2 (236B)</i>					
ISF	86.6   -	96.0   -	47.1	-	57.1 (1.0×)
HBP	87.3   -	95.9   -	50.3	-	23.8 (2.4×)

## B. Details of Hierarchical Groups Auto-Selection

### B.1. FindBestSpCkpt

Algorithm 3 determines the optimal gradient checkpointing strategy by evaluating all possible  $sp$  strategies.

- **Initialization:** Start with empty lists  $P$  and  $O$  for profiling times and configurations, respectively.
- **Iterate Over Strategies:** For each strategy  $sp \in SP$ :
  - Compute the best gradient checkpointing configuration ( $ckpt$ ) using the *GreedyProfileCkpt* function.
  - Use *ProfileTime* to profile the execution time for the model with the given configuration and append it to  $P$ .
- **Find Optimal Strategy:** Identify the index  $j$  of the minimum profiling time in  $P$  using  $\text{argmin}(P)$ .
- **Return Best Configuration:** Return the SP degree and corresponding gradient checkpointing configuration  $O[j]$ .

**Algorithm 3** FindBestSpCkpt Function

---

```

1: Initialize  $P \leftarrow \emptyset, O \leftarrow \emptyset$ 
2: for each  $sp \in SP$  do
3:    $ckpt \leftarrow \text{GreedyProfileCkpt}(l)$ 
4:    $P.add(\text{ProfileTime}(l, sp, ckpt)), O.add(sp, ckpt)$ 
5: end for
6:  $j \leftarrow \text{argmin}(P)$ 
7: return  $O[j]$ 

```

---

**B.2. GreedyProfileCkpt**

Algorithm 4 estimates the number of gradient checkpointing layers required for a given  $l$  and  $sp$  strategy.

**Algorithm 4** GreedyProfileCkpt

---

```

1: Inputs:  $l, sp, c_{min}, c_{max}$ 
2:  $s_1 \leftarrow (sp, l, c_{min})$ 
3:  $s_2 \leftarrow (sp, l, c_{max})$ 
4:  $m_1^r \leftarrow \text{ProfileMemory}(s_1)$ 
5:  $m_2^r \leftarrow \text{ProfileMemory}(s_2)$ 
6:  $m_{ave} \leftarrow (m_2^r - m_1^r) / (c_{max} - c_{min})$ 
7:  $c_o \leftarrow c_{max} - m_2^r / m_{ave}$ 
8: return  $c_o$ 

```

---

- **Initialization:** Obtain the configurations using the minimum and maximum number of gradient checkpointing layers (based on empirical observations):

$$s_1 = (sp, l, c_{min}), \quad s_2 = (sp, l, c_{max})$$

- **Memory Profiling:** Profile the remaining memory for  $s_1$  ( $m_1^r$ ) and  $s_2$  ( $m_2^r$ ).
- **Memory Slope Calculation:** Compute the average memory slope ( $ave_m$ ) as:

$$m_{ave} = \frac{m_2^r - m_1^r}{c_{max} - c_{min}}.$$

- **Checkpointing Layer Estimation:** Estimate the required number of checkpoints ( $c_o$ ) as:

$$c_o = c_{max} - \frac{m_2^r}{m_{ave}}.$$

**C. Details of Balance Packing****C.1. GroupData**

Given a data set  $D$  and predefined hierarchical lengths  $L_p$ , we evaluate the length of each data set  $x$  to determine the interval  $(l_{i-1}, l_i)$  to which it belongs, assigning it to the corresponding group  $D_i$ . The detailed procedure is outlined in Algorithm 5.

**C.2. GreedyFill**

For a given packing group  $G_i$  with the corresponding length  $l_i$ , we iterate through the smaller dataset partitions  $(D_{i-1}, D_{i-2}, \dots, D_1)$  and greedily fill the group  $g$  within the current  $G_i$ . The detailed procedure is illustrated in Algorithm 6.

**Algorithm 5** GroupData Function

---

```

1: Inputs: Dataset  $D = \{x_1, x_2, \dots, x_N\}$ , hierarchical packing lengths  $L = \{l_1, l_2, \dots, l_n\}$ 
2: Initialize:  $(D_1, D_2, \dots, D_n) \leftarrow (\[], \[], \dots, \[])$ 
3: for  $x \in D$  do
4:   if  $\text{len}(x) \in (l_{i-1}, l_i]$  then
5:      $D_i.\text{add}(x)$ 
6:   end if
7: end for
8: return  $(D_1, D_2, \dots, D_n)$ 

```

---

**Algorithm 6** GreedyFill Function

---

```

1: for  $g \in G_i$  do
2:   for  $j = i - 1 \rightarrow 1$  do
3:     for  $x \in D_j$  do
4:       if  $\sum_{s \in g} \text{len}(s) + \text{len}(x) \leq l_i$  then
5:          $g.\text{add}(x)$ 
6:         Remove  $x$  from  $D_j$ 
7:       end if
8:     end for
9:   end for
10: end for
11: return  $G_i$ 

```

---

**C.3. Attention Balance Sort Function**

First, we calculate the attention complexity for all data within the given packing group  $G$ . Then, we sort the elements in  $G_i$  based on their attention complexity and construct mini-batches according to the global token number requirements, as shown in Algorithm 7.

**Algorithm 7** Attention Balance Sort Function

---

```

1: Initialize  $A \leftarrow \[]$ 
2: for  $g \in G$  do
3:    $a = \sum_{x \in g} (\text{len}(x))^2$ 
4:    $A.\text{add}(a)$ 
5: end for
6: Sort  $G$  based on  $A$ 
7: return  $G$ 

```

---