

# From Motion Signals to Insights: A Unified Framework for Student Behavior Analysis and Feedback in Physical Education Classes

Xian Gao<sup>1</sup>, Jiacheng Ruan<sup>1</sup>, Jingsheng Gao<sup>1</sup>, Mingye Xie<sup>1</sup>, Zongyun Zhang<sup>1</sup>,  
Ting Liu<sup>1</sup>, Yuzhuo Fu<sup>1†</sup>

<sup>1</sup>Shanghai Jiao Tong University  
gaoxian@sjtu.edu.cn

## Abstract

Analyzing student behavior in educational scenarios is crucial for enhancing teaching quality and student engagement. Existing AI-based models often rely on classroom video footage to identify and analyze student behavior. While these video-based methods can partially capture and analyze student actions, they struggle to accurately track each student’s actions in physical education classes, which take place in outdoor, open spaces with diverse activities, and are challenging to generalize to the specialized technical movements involved in these settings. Furthermore, current methods typically lack the ability to integrate specialized pedagogical knowledge, limiting their ability to provide in-depth insights into student behavior and offer feedback for optimizing instructional design. To address these limitations, we propose a unified end-to-end framework that leverages human activity recognition technologies based on motion signals, combined with advanced large language models, to conduct more detailed analyses and feedback of student behavior in physical education classes. Our framework begins with the teacher’s instructional designs and the motion signals from students during physical education sessions, ultimately generating automated reports with teaching insights and suggestions for improving both learning and class instructions. This solution provides a motion signal-based approach for analyzing student behavior and optimizing instructional design tailored to physical education classes. Experimental results demonstrate that our framework can accurately identify student behaviors and produce meaningful pedagogical insights.

## Introduction

Behavioral engagement is a key metric for evaluating student performance, reflecting actions such as task completion and participation (Fredricks, Blumenfeld, and Paris 2004). In physical education, its importance is heightened as it impacts physical development, skill acquisition, teamwork, and mental health (Bailey 2006; Yu et al. 2024a), while also indicating alignment with instructional goals. Traditional behavior analysis methods, reliant on observation or video review, are labor-intensive and insufficient for accurately capturing each student’s behavior in the dynamic context of physical education. This can lead to undetected disengagement, limiting timely interventions and negatively impacting the learning experience.

Existing research has attempted to utilize computer vision technology for the automated analysis of student be-

havior in classroom videos. Some studies simplify the task to classify different types of actions in the video (Zheng, Jiang, and Shen 2020; Yang, Wang, and Wang 2023), while others employ human pose estimation (Lin et al. 2021; Yu et al. 2023) or emotion recognition (Li et al. 2023a; Hu et al. 2024) to analyze student behavior. However, when applying these video-based methods to physical education scenarios, several challenges arise: (1) In physical education, where students engage in large-scale and specialized technical movements, current video-based methods struggle to comprehensively and accurately capture and recognize all of the students’ actions throughout the class. (2) Most current approaches are centered on action recognition and classification. While some research has begun to leverage large language models to generate report texts (Yu et al. 2024b), there is still a lack of feedback mechanisms that offer actionable insights to educators based on the statistical data.

To address the aforementioned challenges and limitations, this paper utilizes motion signal data from wearable Inertial Measurement Units (IMUs), commonly used in sports research to accurately and comprehensively capture the movements of each student, instead of video data, to analyze student behavior in physical education classes. An end-to-end framework is proposed, leveraging human activity recognition and large language models to generate insightful teaching reports from raw motion signal segments. Specifically, the framework first detects motion segments in the signal data corresponding to students’ physical activities throughout the whole class, which are then classified and evaluated for quality using activity recognition techniques, resulting in text-based statistical summaries of the students’ movements, readable by large language models. Finally, these motion statistics are fed into state-of-the-art large language models, which, guided by tailored prompts for educational settings, generate comprehensive analytical reports and feedback. To improve generalization across diverse physical education activities, the framework is pre-trained on large-scale public and synthetic datasets, ensuring robust performance with minimal fine-tuning.

Our primary contributions are as follows:

- We propose a novel approach for analyzing motion signals using large language models, which cannot directly process raw signal data. To the best of our knowledge, this is the first attempt to transform motion signals into

text information readable by large language models.

- We introduce an end-to-end framework that transforms raw physical education class motion signals into insightful teaching analytics. Our generalizable approach can accurately identify a wide range of student movements in physical education classes with only a small amount of sample data, providing comprehensive and in-depth analysis and feedback through integration with a large language model.
- We validate the effectiveness of our approach using basketball classes as a case study, and both quantitative and qualitative experimental results confirm the robustness and efficacy of our framework.

## Related Work

### AI-based Student Behavior Analysis

Current AI-based methods for student behavior analysis primarily utilize computer vision to examine classroom videos. Many studies treat behavior analysis as an object detection task, identifying specific behaviors such as raising hands (Zhou, Jiang, and Shen 2018; Lin, Jiang, and Shen 2018; Si et al. 2019; Liu, Jiang, and Shen 2020) or sleeping (Li, Jiang, and Shen 2019), while others focus on detecting multiple behaviors within the classroom environment (Wang, Jiang, and Shen 2019; Yang, Wang, and Wang 2023; Hu et al. 2024). Some approaches incorporate human pose estimation, extracting skeletal data from videos to detect behaviors based on posture (Lin et al. 2021; Yu et al. 2023). Additionally, methods like micro-expression (Pei and Shan 2019) and emotion recognition (Li et al. 2023a; Hu et al. 2024) are employed to further analyze student behavior. Temporal action detection has also been explored to capture the start, duration, and end of student actions for more comprehensive analysis (Yu et al. 2024b). Unlike these video-based approaches, our method analyzes students' motion signals, making it more suitable for the open and complex movements typical of physical education classes.

### IMU-based Human Activity Recognition

Human Activity Recognition (HAR) refers to the identification and understanding of human behaviors. Inertial Measurement Unit (IMU) sensors, capable of capturing accelerometer and gyroscope data, are widely integrated into smartphones and wearable devices, which makes them prevalent in HAR tasks due to the ease of collecting IMU signals. Numerous studies employ deep learning techniques, such as CNN (Zeng et al. 2014; Ronao and Cho 2016; Huang et al. 2021), RNN (Murad and Pyun 2017; Inoue, Inoue, and Nishida 2018), and LSTM (Guan and Plötz 2017; Ashry, Ogawa, and Gomaa 2020), to process IMU signals for feature extraction and classification. Some works leverage large-scale pre-training and contrastive learning to align IMU signals with other modalities, yielding generalized IMU representations for a broad range of downstream tasks, including HAR (Moon et al. 2022; Girdhar et al. 2023). These pre-trained models demonstrate strong generalization capabilities, excelling in complex real-world scenarios. In

this paper, we align IMU signals with textual modality information, specifically the action type labels, to enhance generalization in handling diverse motion signals in physical education settings.

## Large Language Models for Education

Leveraging the exceptional natural language processing, analytical capabilities, and parametric knowledge of large language models (LLMs) such as ChatGPT<sup>1</sup>, Claude<sup>2</sup>, and LLaMA (Touvron et al. 2023a,b), numerous studies have explored their applications in education. Beyond serving as assistants in teaching development (Xiao et al. 2023; Leiker et al. 2023; Koraishi 2023), assignment grading (Yancey et al. 2023; Pinto et al. 2023; Xiao et al. 2024), and personalized tutoring (Yadav, Tseng, and Ni 2023; Abu-Rasheed, Weber, and Fathi 2024), researchers have employed these models' expert knowledge, dialogue abilities, and reasoning skills to analyze and provide feedback on teaching practices. For instance, LLMs are used to simulate student behavior in classrooms through their human-like imitation capabilities (Xu, Zhang, and Qin 2024; Zhang et al. 2024) or analyze textual descriptions of classroom video segments (Yu et al. 2024b). In this study, we process raw motion signals into statistical data readable by LLMs, which are then input using carefully crafted prompt templates to generate insightful, pedagogically meaningful reports based on the models' expert knowledge.

## Methodology

### Framework Overview

Our framework begins with the instructional design and execution of a physical education class. Wearable IMU sensor devices (e.g., smartphones or wristbands) are employed to collect motion signals from each student throughout the class. Given that the collected signals contain both active movement segments (e.g., running, jumping, and other specialized actions) and static segments of inactivity, student behavior analysis should focus on the active segments. Therefore, motion detection is performed to segment and remove redundant parts of the sequence. Subsequently, the identified active segments undergo activity recognition to classify student behaviors, followed by action quality assessment to evaluate performance, which enables a deeper analysis of the students' technical performance.

In our framework, as illustrated by the [blue workflow](#) in Figure 1, these three steps are executed through a cascaded MD-AR-AQA model, comprising **Motion Detection**, **Activity Recognition**, and **Action Quality Assessment**. The signals are sequentially processed to generate structured (motion time interval, predicted action label, action score) tuples, converting non-textual signal data into text interpretable by large language models. These structured data, combined with predefined prompts, are input into a large language model to generate personalized, in-depth feedback and recommendations for both students and teachers.

<sup>1</sup><https://chatgpt.com/>

<sup>2</sup><https://claude.ai/>

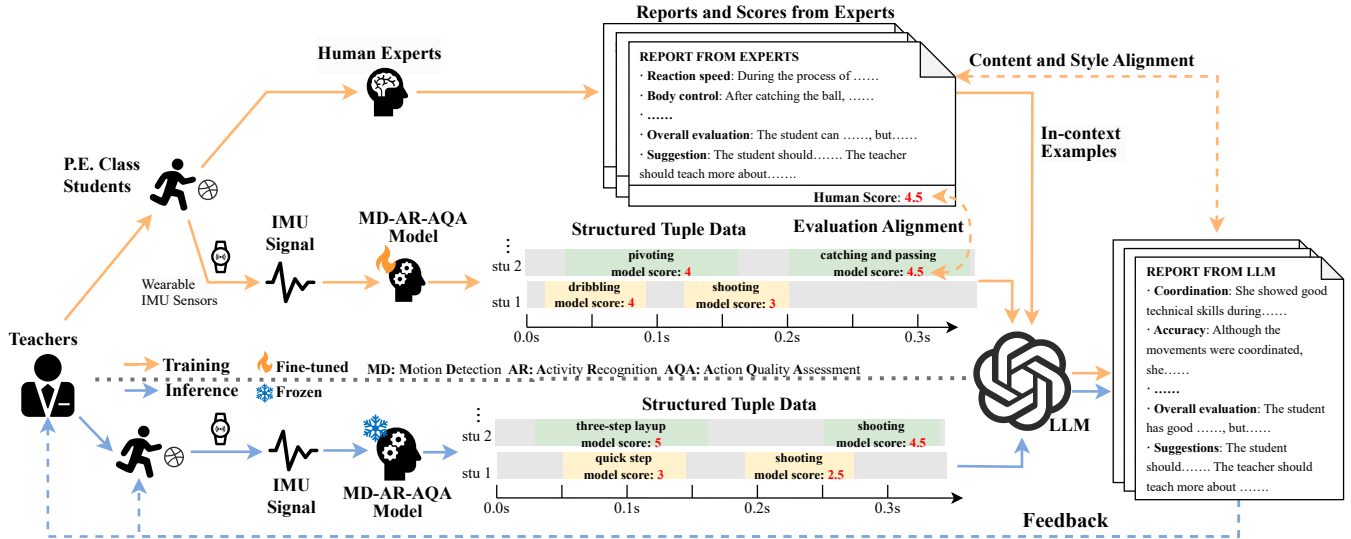


Figure 1: The overall architecture of our proposed framework. The cascaded motion detection, activity recognition, and action quality assessment models process students’ IMU motion signals into structured tuple data (visualized as a timeline) readable by large language models. The large language model then generates analytical reports as feedback for both students and teachers.

## Training Process

The training process is illustrated by the **orange workflow** in Figure 1. We conducted pre-training of the motion detection and activity recognition models on both synthetic and publicly available datasets. When applied in real-world physical education class scenarios, a small amount of annotated and scored example signals, involving professional movements from the class, is required to fine-tune the action recognition model and train the action quality assessment model. This step ensures that the models can accurately recognize specialized actions in specific scenarios and align the evaluation model with human assessments. After training the cascaded MD-AR-AQA model, the structured tuple outputs generated by the model are combined with human expert evaluation reports (typically provided by physical education teachers). These are used as in-context examples, alongside predefined prompts, to be input into the large language model. The prompts are iteratively refined to align the content and style of the model-generated report with that of the expert-written reports. Through this process, our framework is capable of autonomously generating student behavior analysis reports in specific physical education settings, closely mirroring human evaluations. The training details of each module will be elaborated in the following sections.

## Technical Architecture

### Motion Detection Model

**Model Overview** The motion detection model is employed to identify and segment the active portions of the signal. This process can be framed as a sequence labeling task, where the model takes a motion sequence as input and produces a binary sequence indicating whether each time point corresponds to a motion event. We segment each se-

quence using a fixed window length  $L_w$  and a sliding window step size  $L_s$ . An LSTM, as shown in Figure 2, is then used to detect motion segments within each window, predicting the probability that each frame belongs to a motion signal. The final prediction for each frame is obtained by averaging the predictions across all sliding windows that include that frame.

**Training Details** Due to the absence of publicly available datasets for IMU signal motion detection, we created a synthetic dataset by sampling and concatenating motion segments from activity recognition datasets. We first categorized actions into two types: motion (e.g., walking, running) and stationary (e.g., sitting, standing), and relabeled them with binary annotations. Random samples from these categories were concatenated to form IMU signal sequences encompassing different motion states, with corresponding ground truth labels. Linear interpolation was applied at transition points to ensure smooth shifts between actions. This process generated a labeled dataset of varying lengths and motion states, ensuring diversity in sequence length and content. The data was used to train the motion detection model, which outputs a binary sequence indicating whether each time point corresponds to a motion segment.

### Activity Recognition Model

**Model Overview** The activity recognition model classifies the detected motion segments. To improve its generalization for diverse student movements in physical education classes, we employ a pre-training and fine-tuning approach. In the pre-training phase, contrastive learning is used to align the IMU signal modality of a custom encoder with the text modality. By mapping the IMU signal encoder’s feature space to the frozen feature space of the CLIP (Radford

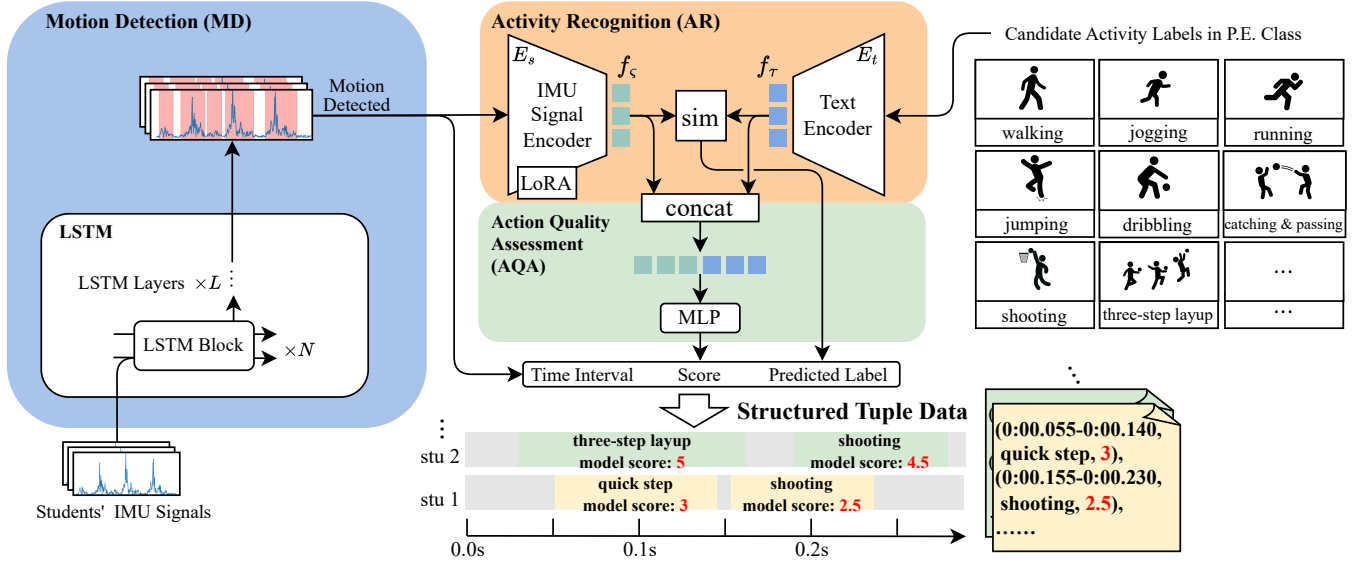


Figure 2: The architecture and corresponding processing workflows of MD, AR, and AQA model.

et al. 2021) text encoder, we fully utilize the textual knowledge embedded in CLIP. After pre-training, we fine-tune the model on a dataset of movements specific to physical education, resulting in an aligned model capable of activity recognition. As illustrated in Figure 2, the model consists of an IMU signal encoder  $E_s$  and a text encoder  $E_t$ , which encode the IMU signal input  $\varsigma$  and text input  $\tau$ , producing feature vectors  $f_\varsigma = E_s(\varsigma)$  and  $f_\tau = E_t(\tau)$ . As the encoders are modality-aligned, the similarity between an IMU signal and its corresponding text label is maximized, while the similarity with other labels is minimized. Therefore, for an IMU signal  $\varsigma$ , the predicted label  $\hat{\tau}$  is determined by measuring its similarity with each candidate label in the action type set  $\Lambda$ . This can be expressed mathematically as:

$$\hat{\tau} = \arg \max_{\tau_i \in \Lambda} \text{sim}(f_\varsigma, f_{\tau_i}) = \arg \max_{\tau_i \in \Lambda} \frac{E_s(\varsigma) \odot E_t(\tau_i)}{\|E_s(\varsigma)\| \cdot \|E_t(\tau_i)\|} \quad (1)$$

**Pre-training Phase** We employ contrastive learning for the pre-training of the activity recognition model. By collecting nearly all publicly available human action recognition datasets, we built a large-scale pre-training dataset to train the Transformer-based signal encoder  $E_s$ . Through contrastive learning, its feature vectors are mapped into the feature space of the pre-trained CLIP text encoder  $E_t$  and aligned with the features of the corresponding labels.

**Fine-tuning Phase** We apply the LoRA method (Hu et al. 2021) to fine-tune the activity recognition model. This approach involves freezing the pre-trained model’s weights and adding trainable LoRA blocks to the Transformer layers of the IMU signal encoder. The fine-tuning data consists of IMU signal segments from real physical education classes, annotated with action categories. This data can be obtained by demonstrating specific actions, recording the signals, and segmenting them using the pre-trained motion detection model. The signal segments and text labels

are then used for LoRA fine-tuning, continuing the contrastive learning approach from pre-training. As the model has already been pre-trained on large datasets, minimal fine-tuning with a small number of real-world data is sufficient for high-accuracy activity recognition.

### Action Quality Assessment Model

**Model Overview** Action quality assessment aims to score input activity signals, generating outputs that closely resemble human evaluations, thereby enriching the information for report generation. This process mimics the way human experts assess students’ performance. The model concatenates the feature vector  $f_\varsigma$  of the activity signal  $\varsigma$ , produced by the activity recognition model, with the feature vector  $f_{\hat{\tau}}$  of the corresponding recognition result  $\hat{\tau}$  as the input. A multi-layer perceptron (MLP) is then employed to map these feature vectors to a numerical score between 0 and 5. Formally, this can be expressed as:

$$\text{score} = \text{MLP}(\text{concat}(f_\varsigma, f_{\hat{\tau}})) \quad (2)$$

**Training Details** The data for training the action quality assessment model is the same as that used for fine-tuning the activity recognition model, with annotations scoring the normative accuracy of the actions. After training the recognition model, the frozen signal and text encoders extract features from the training data. These feature vectors are concatenated and input into the quality assessment model, which learns to predict scores from the input. As a lightweight MLP-based model, it requires only a small amount of training data to effectively represent action quality.

### Large Language Model Integration

In the final stage of the framework, a large language model is employed to generate reports based on the structured text output from the cascaded MD-AR-AQA models. Through

motion detection, activity recognition, and action quality evaluation, we obtain the start and end times, action types, and quality scores for each student’s actions during the class. These are represented as structured text-based (time interval, action type label, action score) tuples, which are fed into the large language model along with appropriate prompts to generate analytical reports. As model performance and prompt design directly influence the quality of the generated reports (Liu et al. 2023; Li et al. 2023b; Sahoo et al. 2024), we utilized the state-of-the-art GPT-4o model along with carefully crafted, templated prompts to enhance the model’s ability to follow instructions and analyze data. This approach ensures the generation of reports that are enriched with expert-level insights and closely resemble the style of human experts.

## Experiments

### Datasets and Metrics

The synthetic training dataset for the motion detection model was generated based on the KU-HAR dataset (Sikder and Nahid 2021). A dataset of 100,000 samples was synthesized following the data synthesis methods outlined in the Technical Architecture section. Evaluation metrics, including precision, recall, and F1-score, were employed to assess the model’s performance in segmenting and identifying intervals of activity sequences.

The pre-training dataset for the activity recognition model was collected from publicly available datasets, including but not limited to KU-HAR (Sikder and Nahid 2021), RealWorld2016 (Sztyler and Stuckenschmidt 2016), and MotionSense (Malekzadeh et al. 2018, 2019). After data cleaning and augmentation, the final dataset contained approximately 0.75M samples. Notably, the UCI-HAR dataset (Anguita et al. 2013) was reserved for fine-tuning and zero-shot testing and thus excluded from the training set.

The fine-tuning of the activity recognition model and the training of the action quality assessment model were conducted from 320 real-world samples across 12 action categories. Evaluation metrics for the activity recognition model included classification accuracy and F1-score, while the action quality assessment model was evaluated using mean squared error (MSE) and Pearson correlation coefficient, compared to human assessments.

### Implementation Details

The LSTM-based motion detection model comprises 6 LSTM layers with a hidden size of 64, and the sliding window step size  $L_s$  is set to 1/4 of the window length  $L_w$ , ensuring each segment appears in 4 windows. The pre-trained activity recognition model’s IMU signal encoder utilizes a 6-layer Transformer architecture. The action quality assessment model is structured as a 3-layer MLP. During fine-tuning, the LoRA rank is set to 32, with 16 samples per class for few-shot fine-tuning. All experiments were conducted on NVIDIA A100 80GB GPUs, and the large language model employed during inference was GPT-4o-20240513.

Category	Zero-shot		Fine-tune	
	Acc. %	F1 %	Acc. %	F1 %
Overall	54.09	47.95	92.30	92.31
Walking	66.53	68.46	97.98	97.10
Walking Upstairs	65.18	53.25	91.93	93.93
Walking Downstairs	32.38	42.50	93.57	92.25
Sitting	0.00	0.00	85.74	87.44
Standing	89.29	64.89	91.92	90.81
Laying	64.43	58.59	92.74	92.31

Table 1: Activity recognition accuracy and F1-score on UCI-HAR dataset.

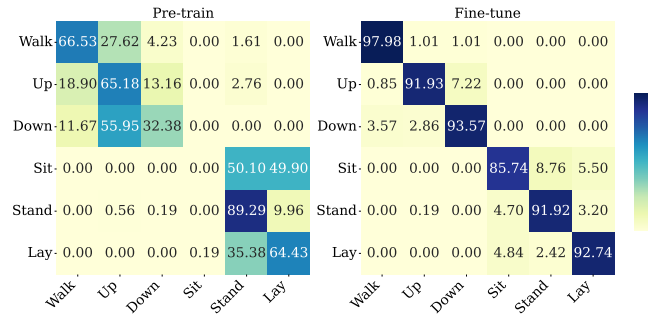


Figure 3: Heatmap of the confusion matrices.

## Main Results

**Motion Detection** The average precision, recall, and F1-score of our motion detection model on the test set are 91.63%, 92.41%, and 91.82%, respectively. These high performance metrics indicate that our model accurately segments motion sequences from the raw signals, with a low probability of misclassifying non-motion segments as containing motion.

**Activity Recognition** Table 1 presents the zero-shot and fine-tuned accuracy and F1-score of our model on the UCI-HAR test set. Figure 3 visualizes the confusion matrix as a heatmap, illustrating classification performance before and after fine-tuning. After pre-training, the model achieves a zero-shot classification accuracy of 54.09% on the UCI-HAR dataset. The model initially struggles to distinguish between similar actions, such as "Walking", "Walking Upstairs", and "Walking Downstairs" and between "Sitting", "Standing", and "Laying" due to the similarity in their signals. However, fine-tuning significantly improves classification, yielding an overall accuracy of 92.30% and an F1-score of 92.31%. Table 2 compares our model with state-of-the-art methods, demonstrating its superior performance.

Table 3 shows the performance of our model on real-world physical education class data. Since the pre-training data lacks specialized technical movements typical of physical education, the model performs well in zero-shot recognition for general categories present in the training set (e.g., Jumping, Running, Jogging) but shows lower accuracy for specialized movements (e.g., Three-step Layup, Starting and Stopping). However, the model exhibits some generalization to technical actions like pivoting and dribbling. After



Method	Acc. %	F1 %
Zero-shot		
IMU2CLIP (Moon et al. 2022)	29.66	15.49
ImageBind (Girdhar et al. 2023)	16.76	10.26
<b>ours</b>	<b>54.09</b>	<b>47.95</b>
Fine-tune		
Barlow (Zbontar et al. 2021)	\	57.50
DCL (Chuang et al. 2020)	\	89.80
HardDCL (Robinson et al. 2021)	\	91.00
COCOA (Deldari et al. 2022)	\	90.90
NCE (van den Oord, Li, and Vinyals 2019)	\	91.40
TS2ACT (w.o. image) (Xia et al. 2023)	86.30	85.90
<b>ours</b>	<b>92.30</b>	<b>92.31</b>

Table 2: Compared with other IMU-text cross-modal transfer learning methods.

Category	Zero-shot		Few-shot	
	Acc. %	F1 %	Acc. %	F1 %
Overall	23.44	17.54	79.69	80.24
Jumping	100.00	53.33	100.00	100.00
Running	60.00	50.00	60.00	75.00
Jogging	50.00	37.50	83.33	71.43
Walking	40.00	20.00	60.00	66.67
Pivoting	40.00	36.36	60.00	75.00
Dribbling	20.00	13.33	100.00	100.00
Catching & Passing	0.00	0.00	66.67	72.73
Quick-step	0.00	0.00	100.00	94.12
Shooting	0.00	0.00	75.00	85.71
Sliding	0.00	0.00	85.71	75.00
Starting & Stopping	0.00	0.00	80.00	61.54
Three-step Layup	0.00	0.00	75.00	85.71

Table 3: Activity recognition accuracy of each label category on real motion signals from physical education class.

Model	MSE ↓	Pearson Corr. ↑
Human	0.00	1.00
MotionLLM (Chen et al. 2024)	1.10	0.08
<b>ours</b>	<b>0.63</b>	<b>0.51</b>

Table 4: Performance of the quality assessment model compared with video-based SOTA method.

fine-tuning with few-shot learning, it effectively captures the characteristics of these specialized movements, significantly enhancing recognition accuracy and validating the representational strength acquired during pre-training.

**Action Quality Assessment** Table 4 presents a comparison between our quality assessment model and the state-of-the-art video-based human behavior understanding model, MotionLLM (Chen et al. 2024), in the task of action quality assessment. The results indicate that our model achieves a lower mean squared error (MSE) compared to human ratings and demonstrates a higher correlation, suggesting that the scoring of our quality assessment model aligns more closely with human preferences.

$L_s / L_w$	Avg. Precision %	Avg. Recall %	Avg. F1 %
1	89.13	90.31	89.96
0.5	89.77	91.27	90.03
0.25	91.63	92.41	92.02

Table 5: The average metrics on the test set under different sliding window lengths.

LoRA Rank	Pre-trained Model	# K-shot			
		2	4	8	16
4	23.44	29.69	45.31	53.12	68.75
8		35.94	53.12	57.81	71.88
16		45.31	56.25	65.62	73.44
32		43.75	54.69	67.19	79.69

Table 6: Activity recognition accuracy on different k-shot and LoRA rank settings.

## Ablation Studies

**Sliding Window Step Size in Motion Detection** Table 5 presents the average performance metrics of the motion detection model on the test set with varying sliding window step sizes  $L_s$ . A smaller step size increases the overlap between windows, enabling the averaging of predictions across multiple windows, which enhances motion detection accuracy. However, this also raises the number of windows and thus the computational cost. To balance efficiency and performance, we choose a sliding window step size of  $L_s = 0.25 * L_w$  in this study.

**Scale of K-shot and LoRA Rank** Table 6 presents the performance of few-shot fine-tuning across different LoRA ranks and shot numbers. While higher LoRA ranks combined with small sample sizes can lead to overfitting, overall performance improves with increased sample size and model scale, confirming the effectiveness of our LoRA fine-tuning method. In practical use, additional fine-tuning data is expected to further boost model performance.

## Case Study

We collected students’ motion signals and teachers’ instructional designs from real physical education classes and applied our framework for comprehensive analysis, generating behavior reports for both individuals and the class. These reports were evaluated by instructors and physical education experts. Through iterative refinement of prompts and report formats, we produced pedagogically meaningful content. All evaluators, including professors, instructors, and teaching assistants, held PhDs in sports education or related fields. Each student’s action scoring and report analysis was conducted by no fewer than two experts.

## Report for Individual Student

Figure 4 presents an excerpt from the individual student teaching analysis report generated by the large language model. The report, following the guidelines provided in the prompt, offers an in-depth analysis and interpretation of the student’s behavior in three key areas: physical exertion,

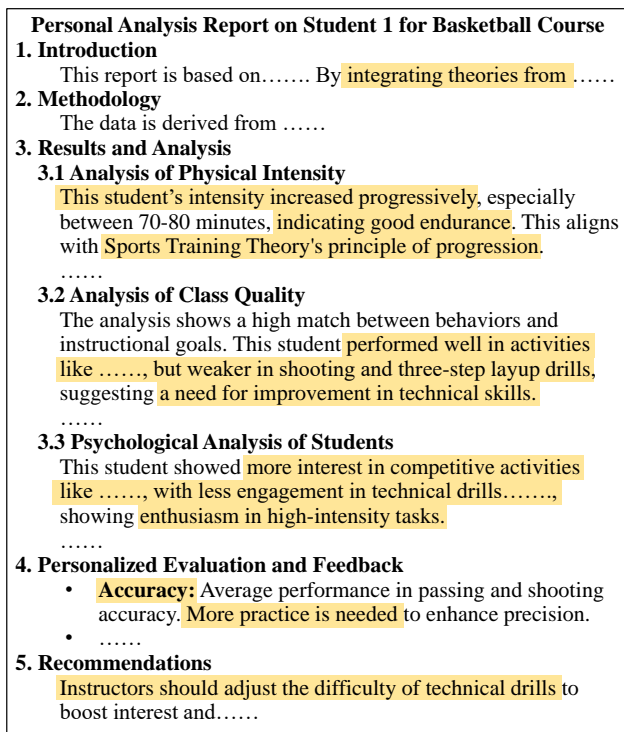


Figure 4: An excerpt from a personal analysis report generated by LLM. The highlighted sections indicate content that human evaluators identified as pedagogically significant.

quality of learning during the class, and psychological factors (including engagement, willingness to cooperate, etc.). Based on this analysis, the report provides personalized feedback on the student's performance and offers tailored teaching suggestions for the instructor. The highlighted sections indicate content that the evaluators deemed pedagogically significant, such as aspects related to physical education and assessment, analyses grounded in sound teaching theory, and feedback or recommendations that could potentially improve instructional design and enhance the student learning experience.

## Report for Class

Figure 5 presents an excerpt from the comprehensive class analysis report generated by the large language model. This report not only synthesizes the individual analysis reports of each student but also offers interpersonal analyses, such as categorizing students based on their participation levels (e.g., Student 1 and Student 2 as active, while Student 4 and Student 5 as inactive) and examining team dynamics among students during group activities.

When providing recommendations and feedback, the model effectively integrates the overall class data to offer suggestions for instructional design (e.g., incorporating more high-intensity activities midway through the course) and proposes feasible strategies to enhance student engagement and learning experiences. This demonstrates the potential of our framework to transform raw motion signals into

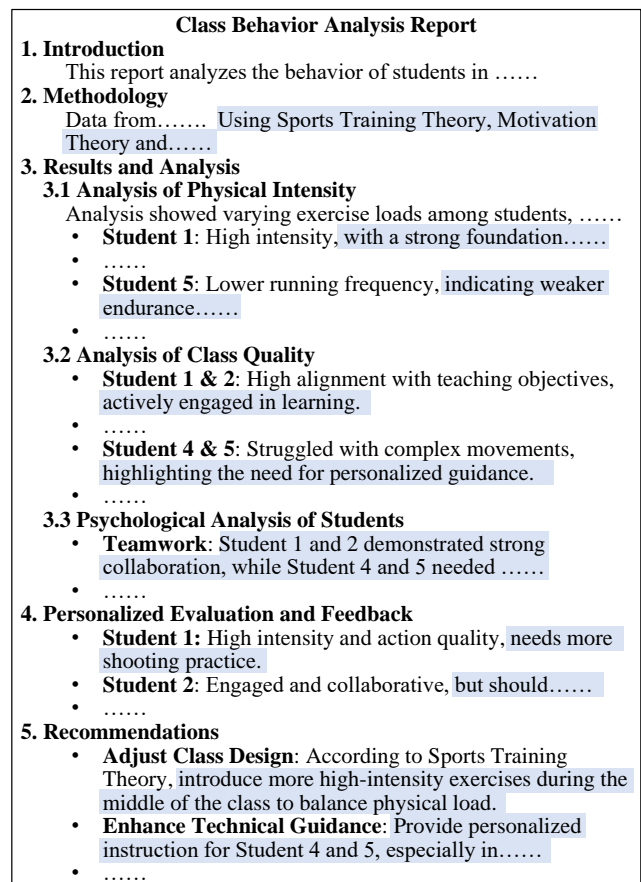


Figure 5: An excerpt from a class analysis report generated by LLM.

insightful analyses and practical solutions.

In the appendix of our supplementary materials, we provide additional comprehensive reports along with expert evaluations, as well as explanations regarding the alignment between the report content and the instructional plan.

## Conclusion

In this paper, we introduce an end-to-end student behavior analysis framework tailored for physical education classes. This framework analyzes student behaviors based on motion signals collected during class and automatically generates pedagogically meaningful reports. By incorporating motion detection, activity recognition, and action quality assessment, we achieve fine-grained analysis of student actions. The integration of structured student behavior sequence data with large language models allows for the automatic generation of analysis reports at both the individual student level and the class level. Experimental results and empirical studies demonstrate that our approach offers a novel and effective method for analyzing student behaviors in physical education settings, enhancing the understanding of student engagement and instructional effectiveness, and providing valuable feedback for both teachers and students.

## References

- Abu-Rasheed, H.; Weber, C.; and Fathi, M. 2024. Knowledge Graphs as Context Sources for LLM-Based Explanations of Learning Recommendations. arXiv:2403.03008.
- Anguita, D.; Ghio, A.; Oneto, L.; Parra, X.; and Reyes-Ortiz, J. L. 2013. A Public Domain Dataset for Human Activity Recognition Using Smartphones. *Computational Intelligence*.
- Ashry, S.; Ogawa, T.; and Gomaa, W. 2020. CHARM-Deep: Continuous Human Activity Recognition Model Based on Deep Neural Network Using IMU Sensors of Smartwatch. *IEEE Sensors Journal*, 20(15): 8757–8770.
- Bailey, R. 2006. Physical Education and Sport in Schools: A Review of Benefits and Outcomes. *Journal of School Health*, 76(8): 397–401.
- Chen, L.-H.; Lu, S.; Zeng, A.; Zhang, H.; Wang, B.; Zhang, R.; and Zhang, L. 2024. MotionLLM: Understanding Human Behaviors from Human Motions and Videos. arXiv:2405.20340.
- Chuang, C.-Y.; Robinson, J.; Lin, Y.-C.; Torralba, A.; and Jegelka, S. 2020. Debaised Contrastive Learning. In *Advances in Neural Information Processing Systems*, volume 33, 8765–8775. Curran Associates, Inc.
- Deldari, S.; Xue, H.; Saeed, A.; Smith, D. V.; and Salim, F. D. 2022. COCOA: Cross Modality Contrastive Learning for Sensor Data. *Proceedings of the ACM on Interactive, Mobile, Wearable and Ubiquitous Technologies*, 6(3): 1–28.
- Fredricks, J. A.; Blumenfeld, P. C.; and Paris, A. H. 2004. School Engagement: Potential of the Concept, State of the Evidence. *Review of Educational Research*, 74(1): 59–109.
- Girdhar, R.; El-Nouby, A.; Liu, Z.; Singh, M.; Alwala, K. V.; Joulin, A.; and Misra, I. 2023. ImageBind One Embedding Space to Bind Them All. In *2023 IEEE/CVF Conference on Computer Vision and Pattern Recognition (CVPR)*, 15180–15190. Vancouver, BC, Canada: IEEE.
- Guan, Y.; and Plötz, T. 2017. Ensembles of Deep LSTM Learners for Activity Recognition Using Wearables. *Proceedings of the ACM on Interactive, Mobile, Wearable and Ubiquitous Technologies*, 1(2): 1–28.
- Hu, E. J.; Shen, Y.; Wallis, P.; Allen-Zhu, Z.; Li, Y.; Wang, S.; Wang, L.; and Chen, W. 2021. LoRA: Low-Rank Adaptation of Large Language Models. In *International Conference on Learning Representations*.
- Hu, J.; Huang, Z.; Li, J.; Xu, L.; and Zou, Y. 2024. Real-Time Classroom Behavior Analysis for Enhanced Engineering Education: An AI-Assisted Approach. *International Journal of Computational Intelligence Systems*, 17(1): 167.
- Huang, W.; Zhang, L.; Gao, W.; Min, F.; and He, J. 2021. Shallow Convolutional Neural Networks for Human Activity Recognition Using Wearable Sensors. *IEEE Transactions on Instrumentation and Measurement*, 70: 1–11.
- Inoue, M.; Inoue, S.; and Nishida, T. 2018. Deep Recurrent Neural Network for Mobile Human Activity Recognition with High Throughput. *Artificial Life and Robotics*, 23(2): 173–185.
- Koraishi, O. 2023. Teaching English in the Age of AI: Embracing ChatGPT to Optimize EFL Materials and Assessment. *Language Education and Technology*, 3(1).
- Leiker, D.; Finnigan, S.; Gyllen, A. R.; and Cukurova, M. 2023. Prototyping the Use of Large Language Models (LLMs) for Adult Learning Content Creation at Scale. arXiv:2306.01815.
- Li, L.; Chen, C. P.; Wang, L.; Liang, K.; and Bao, W. 2023a. Exploring Artificial Intelligence in Smart Education: Real-Time Classroom Behavior Analysis with Embedded Devices. *Sustainability*, 15(10): 7940.
- Li, W.; Jiang, F.; and Shen, R. 2019. Sleep Gesture Detection in Classroom Monitor System. In *ICASSP 2019 - 2019 IEEE International Conference on Acoustics, Speech and Signal Processing (ICASSP)*, 7640–7644.
- Li, Z.; Peng, B.; He, P.; Galley, M.; Gao, J.; and Yan, X. 2023b. Guiding Large Language Models via Directional Stimulus Prompting. *Advances in Neural Information Processing Systems*, 36: 62630–62656.
- Lin, F.-C.; Ngo, H.-H.; Dow, C.-R.; Lam, K.-H.; and Le, H. L. 2021. Student Behavior Recognition System for the Classroom Environment Based on Skeleton Pose Estimation and Person Detection. *Sensors*, 21(16): 5314.
- Lin, J.; Jiang, F.; and Shen, R. 2018. Hand-Raising Gesture Detection in Real Classroom. In *2018 IEEE International Conference on Acoustics, Speech and Signal Processing (ICASSP)*, 6453–6457.
- Liu, P.; Yuan, W.; Fu, J.; Jiang, Z.; Hayashi, H.; and Neubig, G. 2023. Pre-Train, Prompt, and Predict: A Systematic Survey of Prompting Methods in Natural Language Processing. *ACM Computing Surveys*, 55(9): 1–35.
- Liu, T.; Jiang, F.; and Shen, R. 2020. Fast and Accurate Hand-Raising Gesture Detection in Classroom. In Yang, H.; Pasupa, K.; Leung, A. C.-S.; Kwok, J. T.; Chan, J. H.; and King, I., eds., *Neural Information Processing*, volume 1332, 232–239. Cham: Springer International Publishing.
- Malekzadeh, M.; Clegg, R. G.; Cavallaro, A.; and Haddadi, H. 2018. Protecting Sensory Data against Sensitive Inferences. In *Proceedings of the 1st Workshop on Privacy by Design in Distributed Systems*, 1–6. Porto Portugal: ACM.
- Malekzadeh, M.; Clegg, R. G.; Cavallaro, A.; and Haddadi, H. 2019. Privacy and Utility Preserving Sensor-Data Transformations. arXiv:1911.05996.
- Moon, S.; Madotto, A.; Lin, Z.; Dirafzoon, A.; Saraf, A.; Bearman, A.; and Damavandi, B. 2022. IMU2CLIP: Multimodal Contrastive Learning for IMU Motion Sensors from Egocentric Videos and Text. arXiv:2210.14395.
- Murad, A.; and Pyun, J.-Y. 2017. Deep Recurrent Neural Networks for Human Activity Recognition. *Sensors*, 17(11): 2556.
- Pei, J.; and Shan, P. 2019. A Micro-expression Recognition Algorithm for Students in Classroom Learning Based on Convolutional Neural Network. *Traitement du Signal*, 36(6): 557–563.
- Pinto, G.; Cardoso-Pereira, I.; Ribeiro, D. M.; Lucena, D.; de Souza, A.; and Gama, K. 2023. Large Language Models for Education: Grading Open-Ended Questions Using ChatGPT. arXiv:2307.16696.
- Radford, A.; Kim, J. W.; Hallacy, C.; Ramesh, A.; Goh, G.; Agarwal, S.; Sastry, G.; Askell, A.; Mishkin, P.; Clark, J.; Krueger, G.; and Sutskever, I. 2021. Learning Transferable Visual Models From Natural Language Supervision. In *Proceedings of the 38th International Conference on Machine Learning*, 8748–8763. PMLR.
- Robinson, J.; Chuang, C.-Y.; Sra, S.; and Jegelka, S. 2021. Contrastive Learning with Hard Negative Samples. arXiv:2010.04592.
- Ronao, C. A.; and Cho, S.-B. 2016. Human Activity Recognition with Smartphone Sensors Using Deep Learning Neural Networks. *Expert Systems with Applications*, 59: 235–244.
- Sahoo, P.; Singh, A. K.; Saha, S.; Jain, V.; Mondal, S.; and Chadha, A. 2024. A Systematic Survey of Prompt Engineering in Large Language Models: Techniques and Applications. arXiv:2402.07927.
- Si, J.; Lin, J.; Jiang, F.; and Shen, R. 2019. Hand-Raising Gesture Detection in Real Classrooms Using Improved R-FCN. *Neurocomputing*, 359: 69–76.



- Sikder, N.; and Nahid, A.-A. 2021. KU-HAR: An Open Dataset for Heterogeneous Human Activity Recognition. *Pattern Recognition Letters*, 146: 46–54.
- Sztyley, T.; and Stuckenschmidt, H. 2016. On-Body Localization of Wearable Devices: An Investigation of Position-Aware Activity Recognition. In *2016 IEEE International Conference on Pervasive Computing and Communications (PerCom)*, 1–9.
- Touvron, H.; Lavril, T.; Izacard, G.; Martinet, X.; Lachaux, M.-A.; Lacroix, T.; Rozière, B.; Goyal, N.; Hambro, E.; Azhar, F.; Rodriguez, A.; Joulin, A.; Grave, E.; and Lample, G. 2023a. LLaMA: Open and Efficient Foundation Language Models. arXiv:2302.13971.
- Touvron, H.; Martin, L.; Stone, K.; Albert, P.; Almahairi, A.; Babaei, Y.; Bashlykov, N.; Batra, S.; Bhargava, P.; Bhosale, S.; Bikel, D.; Blecher, L.; Ferrer, C. C.; Chen, M.; Cucurull, G.; Esiohu, D.; Fernandes, J.; Fu, J.; Fu, W.; Fuller, B.; Gao, C.; Goswami, V.; Goyal, N.; Hartshorn, A.; Hosseini, S.; Hou, R.; Inan, H.; Kardas, M.; Kerkez, V.; Khabsa, M.; Kloumann, I.; Korenev, A.; Koura, P. S.; Lachaux, M.-A.; Lavril, T.; Lee, J.; Liskovich, D.; Lu, Y.; Mao, Y.; Martinet, X.; Mihaylov, T.; Mishra, P.; Molybog, I.; Nie, Y.; Poulton, A.; Reizenstein, J.; Rungta, R.; Saladi, K.; Schelten, A.; Silva, R.; Smith, E. M.; Subramanian, R.; Tan, X. E.; Tang, B.; Taylor, R.; Williams, A.; Kuan, J. X.; Xu, P.; Yan, Z.; Zarov, I.; Zhang, Y.; Fan, A.; Kambadur, M.; Narang, S.; Rodriguez, A.; Stojnic, R.; Edunov, S.; and Scialom, T. 2023b. Llama 2: Open Foundation and Fine-Tuned Chat Models. arXiv:2307.09288.
- van den Oord, A.; Li, Y.; and Vinyals, O. 2019. Representation Learning with Contrastive Predictive Coding. arXiv:1807.03748.
- Wang, Z.; Jiang, F.; and Shen, R. 2019. An Effective Yawn Behavior Detection Method in Classroom. In Gedeon, T.; Wong, K. W.; and Lee, M., eds., *Neural Information Processing*, 430–441. Cham: Springer International Publishing.
- Xia, K.; Li, W.; Gan, S.; and Lu, S. 2023. TS2ACT: Few-Shot Human Activity Sensing with Cross-Modal Co-Learning. *Proceedings of the ACM on Interactive, Mobile, Wearable and Ubiquitous Technologies*, 7(4): 1–22.
- Xiao, C.; Ma, W.; Song, Q.; Xu, S. X.; Zhang, K.; Wang, Y.; and Fu, Q. 2024. Human-AI Collaborative Essay Scoring: A Dual-Process Framework with LLMs. arXiv:2401.06431.
- Xiao, C.; Xu, S. X.; Zhang, K.; Wang, Y.; and Xia, L. 2023. Evaluating Reading Comprehension Exercises Generated by LLMs: A Showcase of ChatGPT in Education Applications. In Kochmar, E.; Burstein, J.; Horbach, A.; Laarmann-Quante, R.; Madnani, N.; Tack, A.; Yaneva, V.; Yuan, Z.; and Zesch, T., eds., *Proceedings of the 18th Workshop on Innovative Use of NLP for Building Educational Applications (BEA 2023)*, 610–625. Toronto, Canada: Association for Computational Linguistics.
- Xu, S.; Zhang, X.; and Qin, L. 2024. EduAgent: Generative Student Agents in Learning. arXiv:2404.07963.
- Yadav, G.; Tseng, Y.-J.; and Ni, X. 2023. Contextualizing Problems to Student Interests at Scale in Intelligent Tutoring System Using Large Language Models. arXiv:2306.00190.
- Yancey, K. P.; Laffair, G.; Verardi, A.; and Burstein, J. 2023. Rating Short L2 Essays on the CEFR Scale with GPT-4. In Kochmar, E.; Burstein, J.; Horbach, A.; Laarmann-Quante, R.; Madnani, N.; Tack, A.; Yaneva, V.; Yuan, Z.; and Zesch, T., eds., *Proceedings of the 18th Workshop on Innovative Use of NLP for Building Educational Applications (BEA 2023)*, 576–584. Toronto, Canada: Association for Computational Linguistics.
- Yang, F.; Wang, T.; and Wang, X. 2023. Student Classroom Behavior Detection Based on YOLOv7+BRA and Multi-model Fusion. In Lu, H.; Ouyang, W.; Huang, H.; Lu, J.; Liu, R.; Dong, J.; and Xu, M., eds., *Image and Graphics*, 41–52. Cham: Springer Nature Switzerland.
- Yu, H.; Zhu, T.; Tian, J.; Zhang, G.; Wang, P.; Chen, J.; and Shen, L. 2024a. Physical Activity and Self-Efficacy in College Students: The Mediating Role of Grit and the Moderating Role of Gender. *PeerJ*, 12: e17422.
- Yu, Z.; Hu, Y.; Xiang, S.; Liu, T.; and Fu, Y. 2023. CC-PoseNet: Towards Human Pose Estimation in Crowded Classrooms. In *ICASSP 2023 - 2023 IEEE International Conference on Acoustics, Speech and Signal Processing (ICASSP)*, 1–5.
- Yu, Z.; Xie, M.; Gao, J.; Liu, T.; and Fu, Y. 2024b. From Raw Video to Pedagogical Insights: A Unified Framework for Student Behavior Analysis. *Proceedings of the AAAI Conference on Artificial Intelligence*, 38(21): 23241–23249.
- Zbontar, J.; Jing, L.; Misra, I.; LeCun, Y.; and Deny, S. 2021. Barlow Twins: Self-Supervised Learning via Redundancy Reduction. In *Proceedings of the 38th International Conference on Machine Learning*, 12310–12320. PMLR.
- Zeng, M.; Nguyen, L. T.; Yu, B.; Mengshoel, O. J.; Zhu, J.; Wu, P.; and Zhang, J. 2014. Convolutional Neural Networks for Human Activity Recognition Using Mobile Sensors. In *6th International Conference on Mobile Computing, Applications and Services*, 197–205.
- Zhang, Z.; Zhang-Li, D.; Yu, J.; Gong, L.; Zhou, J.; Liu, Z.; Hou, L.; and Li, J. 2024. Simulating Classroom Education with LLM-Empowered Agents. arXiv:2406.19226.
- Zheng, R.; Jiang, F.; and Shen, R. 2020. Intelligent Student Behavior Analysis System for Real Classrooms. In *ICASSP 2020 - 2020 IEEE International Conference on Acoustics, Speech and Signal Processing (ICASSP)*, 9244–9248.
- Zhou, H.; Jiang, F.; and Shen, R. 2018. Who Are Raising Their Hands? Hand-Raiser Seeking Based on Object Detection and Pose Estimation. In *Proceedings of The 10th Asian Conference on Machine Learning*, 470–485. PMLR.