

Sentence-level Reward Model can Generalize Better for Aligning LLM from Human Preference

Wenjie Qiu^{1,2*} Yi-Chen Li^{1,2,3*} Xuqin Zhang^{1,2} Tianyi Zhang^{1,2}
Yihang Zhang^{1,2} Zongzhang Zhang^{1,2†} Yang Yu^{1,2,3}

¹National Key Laboratory for Novel Software Technology, Nanjing University, China

²School of Artificial Intelligence, Nanjing University, China ³Polixir Technologies

Correspondence: zzzhang@nju.edu.cn

Abstract

Learning reward models from human preference datasets and subsequently optimizing language models via reinforcement learning has emerged as a fundamental paradigm for aligning LLMs with human preferences. The performance of the reward model plays a crucial role in the effectiveness of alignment. Previous reward models operate at a coarse-grained level, requiring the generation of a complete *response* to obtain a reward value. The sparse reward may present challenges for downstream reinforcement learning. While recent efforts have attempted to learn *token-level* reward models, the lack of explicit semantic information makes it difficult to model the credit of every individual token. In this paper, we propose assigning scores to every *sentence*, introducing an intermediate-grained reward model. By segmenting the complete response into sentences and applying differential operations to reward output at the start and end positions of each sentence, we can effectively model the rewards of sentences. Moreover, a novel attention mechanism is introduced to aggregate the scores of all sentences into a response-level score, which allows it to be trained using the Bradley-Terry model. On common benchmarks, our method outperforms the response-level reward model by 2.7% on RewardBench (for reward modeling evaluation) and surpasses all baselines on AlpacaEval (for alignment evaluation).

1 Introduction

Reinforcement Learning from Human Feedback (RLHF, Ouyang et al., 2022) is an essential approach for enhancing the generative capabilities of Large Language Models (LLMs) and aligning them with human preferences, which leads to the success of LLMs such as ChatGPT (OpenAI, 2023) and LLaMA (Touvron et al., 2023). The RLHF pipeline

typically consists of two steps: learning Reward Models (RMs) from human preference datasets and fine-tuning the LLMs using Reinforcement Learning (RL) algorithms (Ouyang et al., 2022). The learned RMs serve as a proxy for human annotators, providing scalar rewards for responses generated by the LLMs. The reinforcement learning step leverages algorithms such as REINFORCE (Williams, 1992) and PPO (Schulman et al., 2017) to maximize the expected cumulative reward, guiding the LLMs to generate outputs that align with human preference. The performance of the reward model has a significant impact on the overall effectiveness of RLHF, where a poorly reward model may severely degrade the model’s performance or even lead to model collapse (Gao et al., 2023; Wang et al., 2024a).

Significant efforts have been dedicated to the development of reward models. Previous work has utilized response-level reward models, which assign a reward score to an entire response (Stiennon et al., 2020; Ouyang et al., 2022; Touvron et al., 2023). While this approach simplifies the training of reward models, it presents a mismatch in granularity when guiding the fine-tuning of LLMs. LLMs generate responses through next-token prediction, yet only the token marking the end of the response (i.e. <EOS>) receives a reward signal. This results in the challenge of sparse rewards (Andrychowicz et al., 2017; Ladosz et al., 2022). To alleviate the issue of sparse rewards, recent work has attempted to construct token-level reward models. However, from a linguistic perspective, a single token often lacks explicit semantic information, making it difficult to assign accurate reward scores. Even for human annotators, labeling token-level preferences is highly challenging. From a model training perspective, existing methods for training token-level reward models typically require the training of a credit assignment model to distribute response-level preference to tokens (Chan

*Equal contribution

†Corresponding author

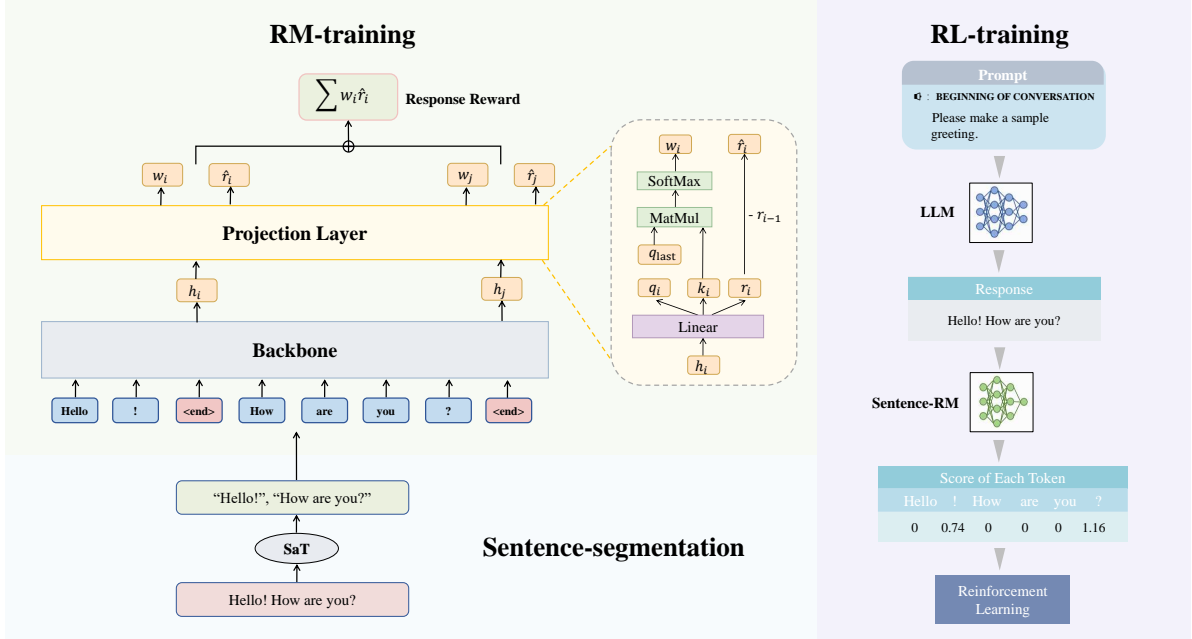


Figure 1: A framework for sentence-level RM. Given an input response (x, a_1, \dots, a_T) , a segmenter is used to identify sentence boundaries. The projection layer projects hidden states of sentence boundary tokens into sentence rewards \hat{r}_i and corresponding weight w_i . The response reward is obtained by weighed summation. For RL training, we use sentence-level reward model to provide non-zero rewards for sentence boundary tokens, then advanced RL algorithms can be used to optimize LLM.

et al., 2024; Yang et al., 2023; Zhong et al., 2024) or rely on AI systems to annotate token-level preferences (Yoon et al., 2024; Guo et al., 2024). Both make it difficult to train accurate token-level reward models.

A natural question arises: *Can we identify a level of granularity that carries explicit semantic information while being finer-grained than an entire response?* Consider the process of evaluating an essay for humans: we typically evaluate it piece by piece, and then aggregate these evaluations into an overall score. In practice, these "pieces" often correspond to a single sentence or a combination of several sentences. Building on this insight, we propose reward modeling at the sentence level to provide an intermediate-grained reward model.

In the implementation, our method builds upon previous work (Frohmann et al., 2024; LCM et al., 2024) in segmenting text into semantically complete sentences. We first utilize a pre-trained model to perform response segmentation. Then, we apply differential operations to reward outputs at the start and end positions of each sentence to model the rewards of sentences. To enable training with response-level preference labels, we introduce an attention mechanism to aggregate the rewards of all sentences into a reward for the response. Finally,

we train the reward model with the Bradley-Terry model (BT, Bradley and Terry, 1952). We conduct experiments to evaluate the performance of the sentence-level reward model. To evaluate the ability of the reward modeling, we test it on Reward-Bench (Lambert et al., 2024), where the sentence-level reward model outperforms the response-level reward model by 2.7% on average. To evaluate the improvement in LLMs alignment with the sentence-level reward model, we apply two commonly used alignment algorithms: Best-of-N sampling (BoN, Stiennon et al. (2020)) and RLHF. On AlpacaEval (Dubois et al., 2024), our method surpasses the existing baseline approaches.

2 Preliminaries

In this section, we provide some notations and introduce background on reward modeling and LLMs alignment.

Notations Given a prompt x (consisting of several tokens), the LLMs $\pi_\theta(\cdot|x)$ generate a response $y = (a_1, a_2, \dots, a_T)$, where a_i represents a token in the vocabulary set \mathcal{V} and T represents the number of tokens. We consider language generation as a Markov Decision Process (MDP), defined by a tuple $(S, A, \mathcal{P}, \mathcal{R}, T_{\max}, \gamma)$ (Sutton and Barto, 2018). The prompt x serves as the initial state s_0 , and the

action space A is the vocabulary set \mathcal{V} . At time step t , an action $a_t \in A$ is generated by sampling from the policy $\pi_\theta(\cdot|s_t)$. The state $s_t \in S$ is determined by the transition function $\mathcal{P} : S \times A \rightarrow S$, typically by appending a_{t-1} to s_{t-1} , resulting in $s_t = (s_{t-1}, a_{t-1}) = (x, a_1, \dots, a_{t-1})$. The reward function $\mathcal{R} : S \times A \rightarrow \mathbb{R}$ assigns a reward value $r(s_t, a_t)$ to each state-action pair (s_t, a_t) . The MDP terminates when t reaches T_{\max} or a special token (i.e., $\langle \text{EOS} \rangle$) is sampled. $\gamma \in [0, 1]$ is a discount factor.

Response-level Reward Modeling Response-level reward modeling is a widely used approach in RLHF (Stiennon et al., 2020; Ouyang et al., 2022; Touvron et al., 2023), where a reward value is assigned to a complete response (x, y) . Formally, for a given (s_t, a_t) , its reward is defined as: $r(s_t, a_t) = r_\phi(x, y)$, if $t = T_{\max}$ or $a_t = \langle \text{EOS} \rangle$ otherwise $r(s_t, a_t) = 0$. Here $r_\phi(x, y)$ denotes a parameterized reward model by ϕ . To train it, we optimize the following BT loss:

$$\mathcal{L}(\phi) = -\mathbb{E}_{(x, y^w, y^l) \sim D_{\text{pref}}} \left[\sigma \left(r_\phi(x, y^w) - r_\phi(x, y^l) \right) \right] \quad (1)$$

where $\sigma(z) = 1 / (1 + e^{-z})$ is the sigmoid function, D_{pref} denotes a preference dataset composed of prompt x , preferred response y^w and less preferred response y^l .

Alignment with Reinforcement Learning

Given a learned reward model $r_\phi(x, y)$ and a dataset D_{prompt} containing M prompts $\{x^i\}_{i=1}^M$, we can employ reinforcement learning to fine-tune the LLMs $\pi_\theta(\cdot|x)$. Specifically, the objective can be formulated as follows:

$$\mathcal{L}(\theta) = -\mathbb{E}_{x \sim D_{\text{prompt}}, y \sim \pi_\theta(\cdot|x)} \left[r_\phi(x, y) - \beta D_{\text{KL}}(\pi_\theta(y|x) || \pi_{\text{ref}}(y|x)) \right], \quad (2)$$

where $\pi_{\text{ref}}(\cdot|x)$ denotes the language model obtained via Supervised Fine-Tuning (SFT), D_{KL} represents the KL divergence (Kullback and Leibler, 1951), serving as a regularization term that mitigates reward hacking (Gao et al., 2023; Chen et al., 2024) by constraining the deviation from the SFT policy. The hyperparameter β controls the strength of the regularization term. We can optimize the aforementioned objective by RL algorithms (Schulman et al., 2017; Li et al., 2024; Hu, 2025).

3 Method

In this section, we propose the framework for training and utilizing sentence-level reward models. In Section 3.1, we first outline the process of training sentence-level reward models using preference datasets. In Section 3.2, we describe how the trained sentence-level reward model can be used to align LLMs. A workflow is illustrated in Figure 1.

3.1 Sentence-level Reward Training

Segmenting Responses into Sentences We begin by considering segmenting responses into sentences. Initially, rule-based segmentation methods (Koehn et al., 2007; Honnibal et al., 2020) are explored, relying on predefined punctuation to mark sentence boundaries. However, this approach faces challenges: it is language-specific, requires language identification, and struggles with texts containing math, code, or specialized content. For instance, dot characters (‘.’) may denote decimals or function calls, not just sentence endings.

Our work builds upon SaT (Frohmann et al., 2024), a state-of-the-art text segmentation method. We adopt it as our base sentence segmentation module. For the sentences segmented by the SaT model, we append a special token ($\langle \text{END} \rangle$) to mark the sentence boundary. We only preprocess the response sequences y^w, y^l in the dataset using the above method. And we leave the prompt x unprocessed, as in RLHF, the prompt serves as an initial state and does not participate in the optimization process.

For a response composed of tokens (x, a_1, \dots, a_T) , after the segmentation, we obtain a response composed of sentences (x, c_1, \dots, c_{n_c}) , where $c_i = (a_{b_{c_i}}, a_{b_{c_i}+1}, \dots, a_{d_{c_i}})$ represents a sentence (chunk) composed of tokens. Here, as shown in the formula above, b_{c_i} and d_{c_i} denote the starting and ending indices of the token in c_i , and n_c denotes the number of sentences.

Reward Modeling at the Sentence Level

We use r_ϕ to project the hidden state from the LLMs backbone into a reward value. To model the reward of sentence c_i , a naive approach is to use the output of r_ϕ at the sentence-ending token (i.e., $a_{d_{c_i}}$). However, due to the autoregressive nature of modern LLMs, when the input is $a_{d_{c_i}}$, the model computes attention over the previous tokens, and the resulting hidden state represents the sequence (x, c_1, \dots, c_i) , not just c_i itself. This means that the reward we obtained is for (x, c_1, \dots, c_i) , which reveals a gap relative to our objective c_i ($i \geq 1$). Therefore,

we define the differential-based reward for c_i as follows:

$$\hat{r}(c_i) = r_\phi(x, c_1, \dots, c_i) - r_\phi(x, c_1, \dots, c_{i-1}). \quad (3)$$

A direct interpretation of c_i 's reward is the change in the subsequence reward caused by generating c_i . The similar approach is used in (Wu et al., 2023) to detect sentence toxicity.

Aggregating into Response-Level Reward To train with response-level preference labels, we need to aggregate sentence rewards into a response reward. We first have the following weighted sum aggregation function:

$$r_\phi(x, y) = \sum_{i=1}^{n_c} w_i \hat{r}(c_i), \quad (4)$$

where $\hat{r}(c_i)$ is given by Equation (3), w_i determines the contribution of each sentence to the overall response. When no additional task-specific information is available, equal contribution is a natural choice. This approach is adopted by Yang et al. (2023) to aggregate token-level rewards into response-level rewards, and similarly employed by Gangwani et al. (2020) to distribute trajectory rewards into single steps. However, in the form we have defined, assuming each sentence contributes equally (i.e. $w_{n_c} = \dots w_i \dots = w_1$), we have $r(x, y) = w_1 (r_\phi(x, c_1, \dots, c_{n_c}) - r_\phi(x))$, which degenerates into a response-level model. ($r_\phi(x)$ is eliminated when computing the BT loss, having no impact on training)

Our basic motivation to design w_i is that when generating a sentence c_i , if the subsequence and the full response are semantically closer, we should assign a higher weight to sentence c_i . To achieve this, we introduce an attention mechanism to make w_i a learnable parameter. We add two heads q_ϕ and k_ϕ besides r_ϕ and express w_i as following:

$$w_i = \text{SoftMax}(q_{n_c}, k_i) = \frac{\exp(q_{n_c}^T k_i)}{\sum_{i=0}^{n_c} \exp(q_{n_c}^T k_i)}.$$

Here, SoftMax denotes the softmax operator, $q_{n_c} = q_\phi(x, y)$ represents a response-level query and $k_i = k_\phi(x, c_1, \dots, c_i)$ represents a key for subsequence (x, c_1, \dots, c_i) . Above all, we have presented an attention-based method for aggregating sentence rewards into response rewards. Subsequently, we can use BT loss (1) to train the sentence-level reward model.

3.2 RL with Sentence-level Reward Model

The sentence-level reward model provides greater flexibility in aligning LLMs. The response reward derived by the aggregate function makes it compatible with existing response-level alignment methods, while utilizing sentence-level rewards allows for fine-grained optimization. We propose a method based on Reinforce++ (Hu, 2025) for fine-grained LLM optimization.

Assigning Rewards to Sentence Boundary Tokens To utilize the sentence-level reward model for policy optimization, we need to assign the rewards to the sentence boundary tokens. A special token is introduced in the Reward Model to indicate sentence boundaries, but the responses sampled from the LLMs wouldn't include this token. Therefore, we need to consider a method for identifying the boundary token without relying on the special token.

We propose a token-level matching method to address this issue. Specifically, when processing the original response using a pre-trained BPE-style tokenizer (Gage, 1994; Sennrich, 2016), we can obtain an offset mapping for each token, which indicates the index range of the corresponding characters in the original response. By sequentially matching the sentences provided by the segmenter, we can determine the character positions of sentence boundaries in the original response. We then refer to the offset mapping: if a boundary character falls within the index range of a token, we consider that token as marking the sentence boundary. A more detailed discussion of this approach is provided in the appendix A.2.

Policy Optimization with Sentence-level Reward

We follow the policy optimization objective of Reinforce++ to solve objective 2.

$$\mathcal{L}^{\text{CLIP}}(\theta) = - \mathbb{E}_{(s_t, a_t) \sim \pi_\theta} \left[\min \left(r_t(\theta) \hat{A}(s_t, a_t), \text{clip}(r_t(\theta), 1 - \epsilon, 1 + \epsilon) \hat{A}(s_t, a_t) \right) \right]. \quad (5)$$

Indeed, this is the loss function of PPO (Schulman et al., 2017). $r_t(\theta) = \pi_\theta(a_t|s_t)/\pi_\theta^{\text{old}}(a_t|s_t)$ represents the ratio between the new policy $\pi_\theta(a_t|s_t)$ and old policy $\pi_\theta^{\text{old}}(a_t|s_t)$, the clip function restricts the ratio $r_t(\theta)$ in $[1 - \epsilon, 1 + \epsilon]$, and $\hat{A}(s_t, a_t)$ denotes the advantage function, which is estimated

using the following equation.

$$\hat{A}(s_t, a_t) = r(s_T, a_T) - \beta \sum_{i=t}^T \log \frac{\pi_{\theta}^{\text{old}}(a_i | s_i)}{\pi_{\text{ref}}(a_i | s_i)}. \quad (6)$$

Only the final token a_T receives the reward signal from the response-level reward model. We modify the estimation of the advantage function using the sentence-level reward scores.

$$\begin{aligned} \hat{A}(s_t, a_t) = & \sum_{i=t}^T \mathbb{I}_{\{i=c_d\}} w_i r_{\phi}(s_i, a_i) \\ & - \beta \sum_{i=t}^T \log \frac{\pi_{\theta}^{\text{old}}(a_i | s_i)}{\pi_{\text{ref}}(a_i | s_i)}. \end{aligned} \quad (7)$$

Here, the indicator function $\mathbb{I}_{\{i=c_d\}}$ is used to identify if a token a_i is a sentence boundary token.

4 Related Work

In this section, we introduce works relevant to our framework. Section 4.1 provides an overview of reward models learned from human preference, Section 4.2 discusses existing approaches for fine-grained reward modeling.

4.1 Reward Learning from Human Preference

In reinforcement learning, learning reward models from human preference is a common approach to designing reward functions. Christiano et al. (2017) introduce the idea of learning a step-wise reward model from trajectory-level preference labels in deep reinforcement learning, and PT (Kim et al., 2023) employs a transformer-based architecture to construct a non-Markovian reward model.

As RLHF is widely used for LLMs alignment, many efforts have focused on developing reward models for LLMs. These efforts can be categorized into discriminative RMs and generative RMs (Liu et al., 2024b). Discriminative RMs are currently widely utilized in post-training stages of LLMs (Yang et al., 2024; Wang et al., 2024c), which project hidden states from backbone into reward scores with a scalar head, and are optimized through BT loss (Bradley and Terry, 1952). To improve the performance of discriminative RMs, some studies have aimed at enhancing the quality of preference data (Cui et al., 2024; Cai et al., 2024) or optimizing the model structure (Wang et al., 2024b; Chen et al., 2024). Despite the popularity of discriminative RMs, generative RMs offer

an alternative by leveraging the generative capabilities of the LLMs to directly evaluate the generated responses (Zheng et al., 2023; Mahan et al., 2024). The training process of generative reward models typically aligns with language modeling, which allows it to improve the evaluation quality through prompt design and Chain-of-Thought (CoT, Wei et al., 2022) techniques. For instance, GenRM (Zhang et al., 2024) combines the sequence to be evaluated with the question "Is the answer right? (yes/no)" as a prompt, using the probability of token yes as the reward score. Our work should be categorized as a discriminative reward model.

4.2 Fine-grained Reward Model

We consider the granularity of reward modeling. A common approach is to assign a reward score to an entire response. This coarse-grained method simplifies the reward modeling, but as discussed in Section 1, it can lead to sparse reward challenges during RL training. To address the issue, many studies have explored assigning a reward score to a token, leading to fine-grained models. For instance, Yang et al. (2023) directly sum the reward values of every token to compute the response reward and train it with the BT model. Moreover, Chan et al. (2024) use the attention weights from the trained response-level reward model to distribute response-level rewards to tokens. Zhong et al. (2024) and Rafailov et al. (2024) train a policy model with DPO (Rafailov et al., 2023) to derive token-level rewards. In addition, Yoon et al. (2024) and Cao et al. (2024) leverage advanced AI systems to annotate token-level preferences. Zhou et al. (2024) train a language model to modify sequences and construct discrete token rewards based on whether tokens are rewritten.

Our work focuses on assigning reward scores to sentences. The most related approach is the Process Reward Model (PRM, Lightman et al. (2024)), which assigns rewards to steps in the problem-solving process and is often used to enhance the reasoning capabilities of LLMs. However, constructing PRMs typically requires manual annotation (Lightman et al., 2024) or tree search (Wang et al., 2024c; Luo et al., 2024) to label the correctness of each step. These approaches are both resource-intensive and challenging, particularly for some tasks where correctness is hard to define. In contrast, our work relies on the response-level preference labels.

5 Experiments

5.1 Settings

Dataset For reward model training, we use a binarized version¹ of the Ultrafeedback (Cui et al., 2024), which contains 64k prompts and 128k responses with preference labels. For the alignment experiments, we use the HH-Golden² dataset. This is a processed version of Anthropic’s Helpful and Harmless (HH) dataset (Bai et al., 2022), containing 42.5k high-quality prompts and corresponding responses. Specifically, following the approach in DeepSpeed-Chat³ (Yao et al., 2023), we split the HH-Golden dataset into two equal parts (5:5 ratio), which are then used for SFT and RLHF, respectively. In the RL phase, we only use the prompts in the dataset to generate responses, and the responses are not utilized.

Models and Training We use sat-3l (Frohmann et al., 2024) as the segmenter. For reward model training, we use Llama3.1-8b (Dubey et al., 2024) as the base model. For the RL experiments, we first perform SFT on Llama3.2-3b, and then used the SFT model as the initial model. For the best-of-N (BoN) sampling experiments, we generate responses using Llama-3.1-8B-Instruct.

Evaluation The framework for reward model training is based on DeepSpeed-Chat, and the RL training framework is built on Open-RLHF⁴. More detailed experimental parameter configurations are provided in appendix B. We evaluate the performance of the reward model on RewardBench (Lambert et al., 2024), which consists of 2,985 samples. Each sample consists of a prompt and a pair of chosen/rejected responses. The dataset is categorized into four tasks: Chat, Chat-Hard, Safety, and Reasoning. The accuracy of the reward model’s predictions for the chosen/rejected labels is used as the evaluation metric. For the evaluation of the sentence-level reward model, we use the response reward derived from the aggregation function.

To evaluate the alignment performance of the policy train with the reward model, we use the

¹https://huggingface.co/datasets/HuggingFaceH4/ultrafeedback_binarized

²https://huggingface.co/datasets/Unified-Language-Model-Alignment/Anthropic_HH_Golden

³<https://github.com/deepspeedai/DeepSpeedExamples/tree/master/applications/DeepSpeed-Chat>

⁴<https://github.com/OpenRLHF/OpenRLHF>

AlpacaEval (Dubois et al., 2024) benchmark. It contains 805 prompts, and the responses generated by different aligned LLMs are then compared by a judge model. We use DeepSeek-V3 (Liu et al., 2024a) as the judge model and we report the win rate of our sentence-level reward model against baselines. In addition, we conduct a BoN (Stiennon et al., 2020) experiment, a simple inference-time alignment algorithm, with results also evaluated on AlpacaEval.

Baselines To conduct a comparison, we introduce two basic reward models as baselines: the response-level reward model (Stiennon et al., 2020); the token-level reward model (Yang et al., 2023). For the RL experiments, we introduce two additional baselines:

- **Response to Sentence (Res2Sent):** We utilize a trained response-level reward model to assign rewards to sentences. The reward for a sentence is computed as the difference between the response-level reward model’s score at the sentence’s end position and its score at the start position. After obtaining the sentence rewards, we employ the same RL training approach in Equation (7) as our method.
- **Sentence to Response (Sent2Res):** We utilize a trained sentence-level reward model to assign rewards to responses. Precisely, the reward for a response is derived by the aggregate function in Equation (4). Then, after obtaining the response rewards, we employ the same RL training approach in Equation (6) as the Response-level reward model.

For brevity, we use **Response** and **Token** to denote the response-level and token-level reward models, respectively.

5.2 Main Results

We evaluate the reward modeling capability using RewardBench, with the results presented in Figure 2. In summary, in comparison with baseline methods, our sentence-level reward model performs the best on average. Notably, it particularly excels in Reasoning tasks, where it outperforms the other models by more than 4%. Since all models are trained using the same dataset and hyperparameters, it can be inferred that the performance improvement stems from sentence-level modeling.

We evaluate the performance of LLMs trained with reward models on AlpacaEval and report the

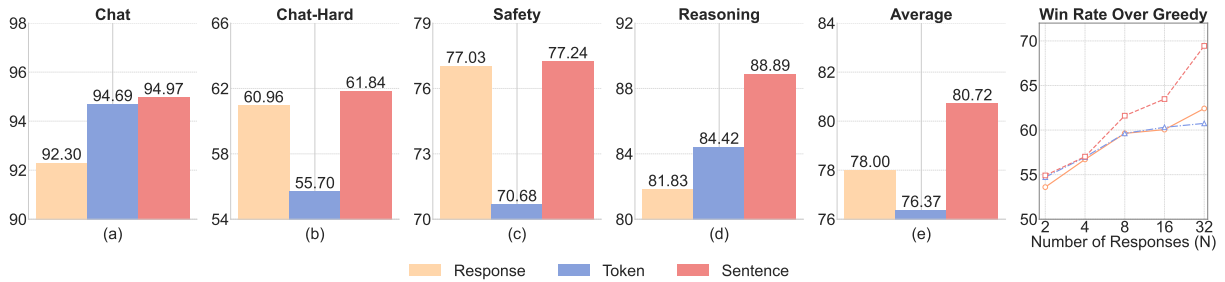


Figure 2: Figures (a) ~ (e) : The prediction accuracy of the reward models on RewardBench. **Right** figure: the win rate of using the reward model for Best-of-N (BoN) compared to greedy decoding on AlpacaEval.

| Method | WR(%) | LC(%) |
|----------|-------|-------|
| SFT | 79.1 | 62.0 |
| Response | 58.5 | 51.4 |
| Token | 53.4 | 62.8 |
| Res2Sent | 76.5 | 59.5 |
| Sent2Res | 55.8 | 53.4 |

Table 1: The Win Rate (WR) and Length Control Win Rate (LC) of our method compared to baselines on AlpacaEval. A win rate above 50% indicates our method outperforms the corresponding baseline.

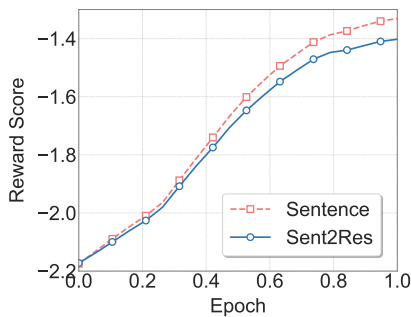


Figure 3: RL training curves for the same sentence-level reward model with different methods. Utilizing sentence-level rewards instead of aggregating them into response rewards demonstrates superior data efficiency.

win rates in Table 1. In general, the LLMs trained with our sentence-level reward model outperform all baselines. Notably, we find that directly optimizing with the sentence-level reward model performs better than aggregating sentence rewards into response-level rewards (Sent2Res). This suggests that fine-grained sentence-level optimization enhances the effectiveness of RLHF. In contrast, using a response-level reward model to derive sentence rewards and then optimizing results in performance degradation, indicating that reward models trained on full responses introduce errors when evaluating incomplete responses.

Figure 2 shows the performance of reward models with BoN alignment. We select multiple val-

| Prompt: |
|---------------------------------------------------------------------------------------------------------------------------------------------------------------------------------------------------------|
| I'm struggling with my college courses and considering dropping out. What should I do? |
| Sentence: |
| Identify the courses causing you trouble first . Meeting with your advisor and professors can lead to effective solutions . Still , school often feels dull and frustrating with its tedious routines . |
| Token: |
| Identify the courses causing you trouble first . Meeting with your advisor and professors can lead to effective solutions . Still , school often feels dull and frustrating with its tedious routines . |
| Response: |
| Identify the courses causing you trouble first . Meeting with your advisor and professors can lead to effective solutions . Still , school often feels dull and frustrating with its tedious routines . |

Figure 4: Reward distribution analysis for different models on an educational advice response. Our sentence-level model (top) selectively rewards actionable suggestions (sentences 1-2, dark shading) while penalizing unconstructive complaints (sentence 3). Token-level rewards (middle) lack clear semantic interoperability and response-level scoring (bottom) provides uniform evaluation. Color intensity corresponds to reward magnitude.

ues of N, and the performance of Sentence-RM is consistently better than token-level reward model and response-level reward model. Specifically, for N=32, our method outperforms the baseline method by more than 5%. This demonstrates that our sentence-level reward model can be effectively adapted to inference-time alignment approaches.

5.3 Visualization of Reward Scores

In Figure 4, we visualize the reward values assigned by different reward models, where color indicates the magnitude of the reward, with darker shades representing higher rewards. In this example, the response-level reward model assigns a relatively high score to the entire response, despite the weak relevance of the third sentence to the prompt. The sentence-level reward model can distinguish and assign higher scores to the most relevant parts of the

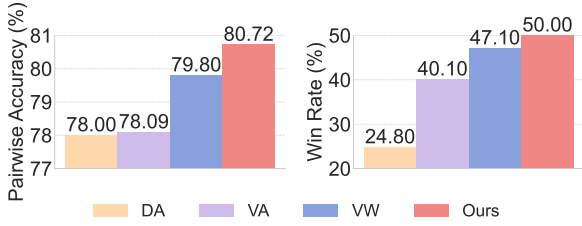


Figure 5: **Left:** The accuracy of reward models trained with different aggregation functions on RewardBench. **Right:** The win rate compared with our method on AlpacaEval.

response while giving lower scores to sentences unrelated to the prompt. While the token-level reward model also provides fine-grained reward signals, it fails to exhibit a strong correlation with semantic relevance. We believe semantically aligned reward signal plays a crucial role in enhancing alignment performance.

5.4 Training Efficiency Improvements

To validate whether fine-grained reward signals improve training efficiency, Figure 3 compares reward curves for the same sentence-level reward model using Sent2Res (a coarse-grained signal) and direct sentence-level rewards (a fine-grained signal) during reinforcement learning training. The response score, derived from the aggregation function in Equation (4), serves as the evaluation metric. As shown, optimizing with direct sentence-level rewards achieves higher response scores within the same training epoch. This demonstrates that fine-grained sentence-level reward signals can more effectively utilize generated samples, enhancing training efficiency.

5.5 The Impact of the Aggregation Functions

Our method involves using differential operations to get sentence rewards and weighted summation aggregation for response-level rewards. To demonstrate the effectiveness of these modules, we compare our method with directly using the value head’s output as sentence rewards and employing average aggregation for response rewards. All combinations are presented as follows:

- **VW:** Using the value head’s output as sentence rewards and aggregating them with weighted summation of all sentences.
- **VA:** Using the value head’s output as sentence rewards and aggregating them with average rewards of all sentences.

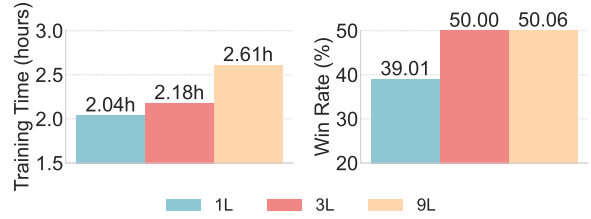


Figure 6: Comparison of SaT models with different layers. **Left:** Training time of RL. **Right:** Win rates on AlpacaEval.

- **DA:** Using the differential operations to get sentence rewards and aggregating them with average rewards of all sentences.

The specific forms are provided in appendix B.6. We report the performance in Figure 5. We find that when no differential operation is applied to compute sentence rewards and no weighted summation is applied for aggregation, the performance of the sentence-level reward model (40.10%) lags behind that of the response-level reward model (44.0%). This indicates that the modules we designed are effective in modeling the value of sentences.

5.6 The Impact of the Segment Models

In our experiment, we use the sat-3l as segment models. We investigate the performance of three segment models: sat-1l, sat-3l, and sat-9l. The win rates on AlpacaEval and the corresponding training times are presented in Figure 6. It is observed that the sat-1l model performs the worst due to its poor segmentation capability. Although sat-9l slightly outperforms (0.06%) sat-3l in alignment, it increases training time by 19.7%. To strike a balance between performance and inference overhead, we select sat-3l in our experiment.

6 Summary

In this study, we introduce a sentence-level reward model, a novel approach designed to provide more detailed reward signals for RLHF. We propose a differential-based method to model sentence-level rewards and employ an attention mechanism for aggregation, enabling training with response-level preference-labels and BT loss. Additionally, we present a fine-grained optimization framework utilizing the sentence-level reward model, with experimental results demonstrating its superior performance in both reward modeling and LLMs alignment. For future work, we aim to extend this approach to larger-scale models and datasets.

Limitation and Future Work

Currently, we have only conducted experiments on the 8B model scale. However, exploring the performance of reward models with larger parameter sizes is also an interesting topic. Additionally, as demonstrated in our experiments: the method of segmenting sentences and the approach to aggregating rewards for each sentence are crucial to the final performance of the model. Therefore, we plan to explore more efficient sentence segmentation and reward aggregation methods in future work.

Author Contributions Statement

Wenjie Qiu implemented the method, conducted the experiments, and drafted the initial manuscript. Yi-Chen Li proposed the idea of learning reward model at sentence-level, designed the technical implementation details, and revised the manuscript. Xuqin Zhang conducted experiments for the RL training and performed model evaluation. Tianyi Zhang improved the text segmentation module. Yihang Zhang performed code review. Xuqin Zhang, Tianyi Zhang, and Yihang Zhang also reviewed the manuscript and provided revision suggestions. Zongzhang Zhang and Yang Yu were the project administrators and contributed to manuscript revisions.

References

- Marcin Andrychowicz, Filip Wolski, Alex Ray, Jonas Schneider, Rachel Fong, Peter Welinder, Bob McGrew, Josh Tobin, Pieter Abbeel, and Wojciech Zaremba. 2017. Hindsight experience replay. In *Advances in Neural Information Processing Systems*, pages 5048–5058.
- Yuntao Bai, Andy Jones, Kamal Ndousse, Amanda Askell, Anna Chen, Nova DasSarma, Dawn Drain, Stanislav Fort, Deep Ganguli, Tom Henighan, et al. 2022. Training a helpful and harmless assistant with reinforcement learning from human feedback. *arXiv preprint arXiv:2204.05862*.
- Ralph Allan Bradley and Milton E Terry. 1952. Rank analysis of incomplete block designs: I. the method of paired comparisons. *Biometrika*, 39(3/4):324–345.
- Zheng Cai, Maosong Cao, Haojiong Chen, Kai Chen, Keyu Chen, Xin Chen, Xun Chen, Zehui Chen, Zhi Chen, Pei Chu, et al. 2024. InternLM2 technical report. *arXiv preprint arXiv:2403.17297*.
- Meng Cao, Lei Shu, Lei Yu, Yun Zhu, Nevan Wichers, Yinxiao Liu, and Lei Meng. 2024. DRLC: Reinforcement learning with dense rewards from LLM critic. *arXiv preprint arXiv:2401.07382*.
- Alex James Chan, Hao Sun, Samuel Holt, and Mihaela van der Schaar. 2024. Dense reward for free in reinforcement learning from human feedback. In *International Conference on Machine Learning*, pages 6136–6154.
- Lichang Chen, Chen Zhu, Jiuhai Chen, Davit Soselia, Tianyi Zhou, Tom Goldstein, Heng Huang, Mohammad Shoeybi, and Bryan Catanzaro. 2024. ODIN: Disentangled reward mitigates hacking in RLHF. In *International Conference on Machine Learning*, pages 7935–7952.
- Paul F Christiano, Jan Leike, Tom Brown, Miljan Martic, Shane Legg, and Dario Amodei. 2017. Deep reinforcement learning from human preferences. In *Advances in Neural Information Processing Systems*, pages 4299–4307.
- Ganqu Cui, Lifan Yuan, Ning Ding, Guanming Yao, Bingxiang He, Wei Zhu, Yuan Ni, Guotong Xie, Ruobing Xie, Yankai Lin, et al. 2024. UltraFeedback: Boosting language models with scaled AI feedback. In *International Conference on Machine Learning*, pages 9722–9744.
- Tri Dao. 2024. FlashAttention-2: Faster attention with better parallelism and work partitioning. In *International Conference on Learning Representations*.
- Abhimanyu Dubey, Abhinav Jauhri, Abhinav Pandey, Abhishek Kadian, Ahmad Al-Dahle, Aiesha Letman, Akhil Mathur, Alan Schelten, Amy Yang, Angela Fan, et al. 2024. The Llama 3 herd of models. *arXiv preprint arXiv:2407.21783*.
- Yann Dubois, Balázs Galambosi, Percy Liang, and Tatsunori B Hashimoto. 2024. Length-controlled AlpacaEval: A simple way to debias automatic evaluators. *arXiv preprint arXiv:2404.04475*.
- Markus Frohmann, Igor Sterner, Ivan Vulić, Benjamin Minixhofer, and Markus Schedl. 2024. Segment any text: A universal approach for robust, efficient and adaptable sentence segmentation. In *Conference on Empirical Methods in Natural Language Processing*, pages 11908–11941.
- Philip Gage. 1994. A new algorithm for data compression. *The C Users Journal*, 12(2):23–38.
- Tanmay Gangwani, Yuan Zhou, and Jian Peng. 2020. Learning guidance rewards with trajectory-space smoothing. In *Advances in Neural Information Processing Systems*, pages 822–832.
- Leo Gao, John Schulman, and Jacob Hilton. 2023. Scaling laws for reward model overoptimization. In *International Conference on Machine Learning*, pages 10835–10866.

- Geyang Guo, Ranchi Zhao, Tianyi Tang, Xin Zhao, and Ji-Rong Wen. 2024. Beyond imitation: Leveraging fine-grained quality signals for alignment. In *International Conference on Learning Representations*.
- Matthew Honnibal, Ines Montani, Sofie Van Landeghem, and Adriane Boyd. 2020. [spaCy: Industrial-strength natural language processing in python](#).
- Jian Hu. 2025. REINFORCE++: A simple and efficient approach for aligning large language models. *arXiv preprint arXiv:2501.03262*.
- Changyeon Kim, Jongjin Park, Jinwoo Shin, Honglak Lee, Pieter Abbeel, and Kimin Lee. 2023. Preference transformer: Modeling human preferences using transformers for RL. In *International Conference on Learning Representations*.
- Philipp Koehn, Hieu Hoang, Alexandra Birch, Chris Callison-Burch, Marcello Federico, Nicola Bertoldi, Brooke Cowan, Wade Shen, Christine Moran, Richard Zens, et al. 2007. Moses: Open source toolkit for statistical machine translation. In *Proceedings of the 45th Annual Meeting of the Association for Computational Linguistics Companion Volume Proceedings of the Demo and Poster Sessions*, pages 177–180, Prague, Czech Republic. Association for Computational Linguistics.
- Solomon Kullback and Richard A Leibler. 1951. On information and sufficiency. *The Annals of Mathematical Statistics*, 22(1):79–86.
- Pawel Ladosz, Lilian Weng, Minwoo Kim, and Hyondong Oh. 2022. Exploration in deep reinforcement learning: A survey. *Information Fusion*, 85:1–22.
- Nathan Lambert, Valentina Pyatkin, Jacob Morrison, LJ Miranda, Bill Yuchen Lin, Khyathi Chandu, Nouha Dziri, Sachin Kumar, Tom Zick, Yejin Choi, et al. 2024. Rewardbench: Evaluating reward models for language modeling. *arXiv preprint arXiv:2403.13787*.
- LCM, Loïc Barrault, Paul-Ambroise Duquenne, Maha Elbayad, Artyom Kozhevnikov, Belen Alastruey, Pierre Andrews, Mariano Coria, Guillaume Couairon, Marta R Costa-jussà, et al. 2024. Large concept models: Language modeling in a sentence representation space. *arXiv preprint arXiv:2412.08821*.
- Ziniu Li, Tian Xu, Yushun Zhang, Zhihang Lin, Yang Yu, Ruoyu Sun, and Zhi-Quan Luo. 2024. ReMax: A simple, effective, and efficient reinforcement learning method for aligning large language models. In *International Conference on Machine Learning*, pages 29128–29163.
- Hunter Lightman, Vineet Kosaraju, Yura Burda, Harri Edwards, Bowen Baker, Teddy Lee, Jan Leike, John Schulman, Ilya Sutskever, and Karl Cobbe. 2024. Let’s verify step by step. In *International Conference on Learning Representations*.
- Aixin Liu, Bei Feng, Bing Xue, Bingxuan Wang, Bochao Wu, Chengda Lu, Chenggang Zhao, Chengqi Deng, Chenyu Zhang, Chong Ruan, et al. 2024a. DeepSeek-V3 technical report. *arXiv preprint arXiv:2412.19437*.
- Chris Yuhao Liu, Liang Zeng, Jiakai Liu, Rui Yan, Jujie He, Chaojie Wang, Shuicheng Yan, Yang Liu, and Yuhui Zhou. 2024b. Skywork-reward: Bag of tricks for reward modeling in LLMs. *arXiv preprint arXiv:2410.18451*.
- Liangchen Luo, Yinxiao Liu, Rosanne Liu, Samrat Phatale, Harsh Lara, Yunxuan Li, Lei Shu, Yun Zhu, Lei Meng, Jiao Sun, et al. 2024. Improve mathematical reasoning in language models by automated process supervision. *arXiv preprint arXiv:2406.06592*.
- Dakota Mahan, Duy Van Phung, Rafael Rafailov, Chase Blagden, Nathan Lile, Louis Castricato, Jan-Philipp Fränken, Chelsea Finn, and Alon Albalak. 2024. Generative reward models. *arXiv preprint arXiv:2410.12832*.
- OpenAI. 2023. GPT-4 technical report. *arXiv preprint arXiv:2303.08774*.
- Long Ouyang, Jeffrey Wu, Xu Jiang, Diogo Almeida, Carroll Wainwright, Pamela Mishkin, Chong Zhang, Sandhini Agarwal, Katarina Slama, Alex Ray, et al. 2022. Training language models to follow instructions with human feedback. In *Advances in Neural Information Processing Systems*, pages 27730–27744.
- Rafael Rafailov, Joey Hejna, Ryan Park, and Chelsea Finn. 2024. From r to Q^* : Your language model is secretly a Q-function. *arXiv preprint arXiv:2404.12358*.
- Rafael Rafailov, Archit Sharma, Eric Mitchell, Christopher D Manning, Stefano Ermon, and Chelsea Finn. 2023. Direct preference optimization: Your language model is secretly a reward model. In *Advances in Neural Information Processing Systems*, pages 53728–53741.
- Jie Ren, Samyam Rajbhandari, Reza Yazdani Aminabadi, Olatunji Ruwase, Shuangyan Yang, Minjia Zhang, Dong Li, and Yuxiong He. 2021. ZeRO-offload: Democratizing billion-scale model training. In *USENIX Annual Technical Conference*, pages 551–564.
- John Schulman, Filip Wolski, Prafulla Dhariwal, Alec Radford, and Oleg Klimov. 2017. Proximal policy optimization algorithms. *arXiv preprint arXiv:1707.06347*.
- Rico Sennrich. 2016. Neural machine translation of rare words with subword units. In *Annual Meeting of the Association for Computational Linguistics*, pages 1715–1725.

- Nisan Stiennon, Long Ouyang, Jeffrey Wu, Daniel Ziegler, Ryan Lowe, Chelsea Voss, Alec Radford, Dario Amodei, and Paul F Christiano. 2020. Learning to summarize with human feedback. In *Advances in Neural Information Processing Systems*, pages 3008–3021.
- Richard S Sutton and Andrew G Barto. 2018. *Reinforcement learning: An introduction*. MIT press.
- Hugo Touvron, Louis Martin, Kevin Stone, Peter Albert, Amjad Almahairi, Yasmine Babaei, Nikolay Bashlykov, Soumya Batra, Prajwal Bhargava, Shruti Bhosale, et al. 2023. Llama 2: Open foundation and fine-tuned chat models. *arXiv preprint arXiv:2307.09288*.
- Binghai Wang, Rui Zheng, Lu Chen, Yan Liu, Shihan Dou, Caishuang Huang, Wei Shen, Senjie Jin, Enyu Zhou, Chenyu Shi, et al. 2024a. Secrets of RLHF in large language models part II: Reward modeling. *arXiv preprint arXiv:2401.06080*.
- Haoxiang Wang, Wei Xiong, Tengyang Xie, Han Zhao, and Tong Zhang. 2024b. Interpretable preferences via multi-objective reward modeling and mixture-of-experts. *arXiv preprint arXiv:2406.12845*.
- Peiyi Wang, Lei Li, Zhihong Shao, Runxin Xu, Damai Dai, Yifei Li, Deli Chen, Yu Wu, and Zhifang Sui. 2024c. Math-Shepherd: Verify and reinforce LLMs step-by-step without human annotations. In *Annual Meeting of the Association for Computational Linguistics*, pages 9426–9439.
- Jason Wei, Xuezhi Wang, Dale Schuurmans, Maarten Bosma, Fei Xia, Ed Chi, Quoc V Le, Denny Zhou, et al. 2022. Chain-of-thought prompting elicits reasoning in large language models. In *Advances in Neural Information Processing Systems*, pages 24824–24837.
- Ronald J Williams. 1992. Simple statistical gradient-following algorithms for connectionist reinforcement learning. *Machine learning*, 8:229–256.
- Zeqiu Wu, Yushi Hu, Weijia Shi, Nouha Dziri, Alane Suhr, Prithviraj Ammanabrolu, Noah A Smith, Mari Ostendorf, and Hannaneh Hajishirzi. 2023. Fine-grained human feedback gives better rewards for language model training. In *Advances in Neural Information Processing Systems*, pages 59008–59033.
- An Yang, Beichen Zhang, Binyuan Hui, Bofei Gao, Bowen Yu, Chengpeng Li, Dayiheng Liu, Jianhong Tu, Jingren Zhou, Junyang Lin, et al. 2024. Qwen2.5-math technical report: Toward mathematical expert model via self-improvement. *arXiv preprint arXiv:2409.12122*.
- Shentao Yang, Shujian Zhang, Congying Xia, Yihao Feng, Caiming Xiong, and Mingyuan Zhou. 2023. Preference-grounded token-level guidance for language model fine-tuning. In *Advances in Neural Information Processing Systems*, pages 24466–24496.
- Zhewei Yao, Reza Yazdani Aminabadi, Olatunji Ruwase, Samyam Rajbhandari, Xiaoxia Wu, Ammar Ahmad Awan, Jeff Rasley, Minjia Zhang, Conglong Li, Connor Holmes, et al. 2023. DeepSpeed-Chat: Easy, fast and affordable RLHF training of chatgpt-like models at all scales. *arXiv preprint arXiv:2308.01320*.
- Eunseop Yoon, Hee Suk Yoon, Soohwan Eom, Gunsoo Han, Daniel Wontae Nam, Daejin Jo, Kyoung-Woon On, Mark Hasegawa-Johnson, Sungwoong Kim, and Chang Dong Yoo. 2024. TLMR: Token-level continuous reward for fine-grained reinforcement learning from human feedback. In *Findings of the Association for Computational Linguistics*, pages 14969–14981.
- Lunjun Zhang, Arian Hosseini, Hritik Bansal, Mehran Kazemi, Aviral Kumar, and Rishabh Agarwal. 2024. Generative verifiers: Reward modeling as next-token prediction. In *The 4th Workshop on Mathematical Reasoning and AI at NeurIPS’24*.
- Lianmin Zheng, Wei-Lin Chiang, Ying Sheng, Siyuan Zhuang, Zhanghao Wu, Yonghao Zhuang, Zi Lin, Zhuohan Li, Dacheng Li, Eric Xing, et al. 2023. Judging LLM-as-a-judge with MT-bench and Chatbot Arena. In *Advances in Neural Information Processing Systems*, pages 46595–46623.
- Han Zhong, Guhao Feng, Wei Xiong, Xinle Cheng, Li Zhao, Di He, Jiang Bian, and Liwei Wang. 2024. DPO meets PPO: Reinforced token optimization for RLHF. *arXiv preprint arXiv:2404.18922*.
- Jiayi Zhou, Jiaming Ji, Juntao Dai, and Yaodong Yang. 2024. Sequence to sequence reward modeling: Improving RLHF by language feedback. *arXiv preprint arXiv:2409.00162*.

A Method Details

A.1 Pseudo-code for Reward and Policy Training

Algorithm 1 Reward and Policy Training

Input: Preference dataset $D_{\text{pref}} = \{(x, y^w, y^l)\}_{i=1}^N$ for reward model training, a prompt dataset $D_{\text{prompt}} = \{x^i\}_{i=1}^M$ for policy training, a fine-tuned SFT model, the number of iterations M_{reward} for reward model training, the number of iterations M_{policy} for policy training, KL divergence coefficient β .

// Training the sentence reward model

Preprocess the preference dataset D_{pref} using the SaT model by inserting the <END> separator at the end of each segmented sentence and concatenating the sentences into complete responses. The processed dataset is denoted as D_{END} .

for iter $\in \{1, \dots, M_{\text{reward}}\}$ **do**

 Sample a mini-batch $\mathcal{B} = \{(x^i, y^{w,i}, y^{l,i})\}_i \sim D_{\text{END}}$.

 Compute rewards using Equation (4).

 Optimize the reward model using Equation (1).

end for

// Training the policy with the sentence reward

for iter $\in \{1, \dots, M_{\text{policy}}\}$ **do**

 Sample a mini-batch $\mathcal{B} = \{x^i\}_i \sim D_{\text{prompt}}$.

 Sample a response $y^i \sim \pi_{\theta}(\cdot|x^i)$ for each $x^i \in \mathcal{B}$.

 Process y^i using the SaT model to insert <END> separators, resulting in y_{split}^i .

 Compute sentence-level rewards $r_{\phi}(x^i, y_{\text{split}}^i)$ using the reward model.

 Map the rewards of y_{split}^i to the corresponding tokens in y^i to obtain $\hat{r}(c_i)$ as described in A.2.

 Optimize the policy model using the sentence-level rewards $\hat{r}(c_i)$ with Equation (5).

end for

A.2 Assigning Rewards to Sentence Boundary Tokens

Our sentence-level reward model operates on responses processed by the SaT model, which segments the text into sentences. After obtaining the segmentation results from SaT, we manually insert special <END> tokens to mark the boundaries between sentences. However, since the <END> tokens are not part of the policy’s original output and are irrelevant to the optimization process, we need to identify the token positions immediately preceding each <END> token. These positions serve as the anchor points for reward assignments.

A straightforward approach is to segment the response and tokenize each sentence separately, allowing us to identify the last token as the sentence boundary. We then concatenate the tokenized sequences of all sentences as the final tokenization result for the entire response. However, we observe that under BPE-style tokenizer (Gage, 1994; Sennrich, 2016), this approach leads to mismatches—specifically, the concatenation of individually tokenized sentences does not always match the result of tokenizing the entire sequence directly. A key challenge arises from the tokenizer’s behavior of merging multiple characters into a single token. For example, multiple consecutive spaces may be encoded as a single token.

To address this, we leverage the tokenizer’s `offset_mapping` feature, which maps each token back to its character-level position in the original text. We hope to construct a binary mask that aligns with the policy’s token sequence. In this mask, 1 indicates a boundary position where rewards are assigned, while 0 indicates non-boundary positions with a zero reward.

The implementation involves the following two main steps:

1. **Tokenization and Boundary Identification:** The policy’s original response (`src_text`) is tokenized using the tokenizer, with `offset_mapping` enabled to track character-level positions. Simultaneously, the response with manually inserted <END> tokens (`split_text`) is split by the <END> token to identify clause boundaries at the character level.

2. **Mask Generation:** Using the `offset_mapping`, we map the character-level boundary positions to their corresponding token indices in the policy’s token sequence. A binary mask is then created, where 1 is assigned to tokens immediately preceding the identified boundaries, and 0 is assigned to all other tokens.

This approach ensures that the reward computation is accurately aligned with the sentence boundaries, even when the tokenizer merges multiple characters into a single token.

A.3 Reward Model Training without Introducing the Special Token

We introduce a special token to mark the end of a sentence, and the sentence-level reward model outputs the sentence’s reward value at the special token’s position. In fact, by using the method mentioned in appendix A.2, we can directly identify the sentence boundary token’s position without introducing the special token. We train the sentence-level reward model with this approach, then we follow the same RL experiment configurations as Section 5 to evaluate the performance. We report the win rate of the sentence-level reward model(without special token) compared to baselines and our method (with special token) in Table 2. It was observed that, compared to the response-level and token-level reward model, it achieves a win rate of over 50%, indicating that sentence-level modeling can offer a performance over the response-level reward modeling. However, when compared to the model with the special token (<END>), its win rate is below 50%, suggesting that the approach with the special token leads to better sentence-level reward model training.

Additionally, we explore the impact of different aggregation functions on the performance of the reward model. We train the reward model using the aggregation functions described in Section 5.5, with the key distinction that the <END> token is excluded in this experiment using the method mentioned in appendix A.2. Notably, since using the aggregation function DA during training causes it to degrade into a response-level reward model, we don’t conduct experiments for this case. The trained reward models are then utilized for reinforcement learning. We evaluate the results on the AlpacaEval benchmark, computing the win rates by comparison with the Response. The detailed results are presented in Table 3. The results reveals that the our proposed aggregation function (without <END>) achieves the best overall performance in terms of both win rate (WR) and length control win rate (LC).

| Method | WR(%) | LC(%) |
|------------------------|-------|-------|
| Response | 54.91 | 52.24 |
| Token | 51.93 | 62.73 |
| Ours (w. <END>) | 45.96 | 49.98 |

Table 2: Training sentence-level reward model(w.o. <END>), we evaluate the Win Rate(WR) and Length Control Win Rate(LC) against baselines. The performance of Sentence (w.o. <END>) surpasses that of Response and Token but falls behind Sentence (w. <END>).

| Method | WR(%) | LC(%) |
|--------------------------|-------|-------|
| VA | 57.63 | 49.78 |
| VW | 52.67 | 49.76 |
| Ours (w.o. <END>) | 54.91 | 52.24 |

Table 3: Using different aggregation functions (w.o. <END>), we evaluate the win rate (WR) and length control win rate (LC) compared to the Response. Our aggregation function achieves the best overall performance in terms of both WR and LC metrics.

B Experiments Details

B.1 Reward Model Training

Our reward model training pipeline is initialized with the Llama3.1-8B model (Dubey et al., 2024) as its foundation. The process commences with supervised fine-tuning (SFT) on the UltraFeedback dataset to tailor the base model for our specific task requirements. Following the SFT phase, we proceed with reward model training, using the fine-tuned SFT model as the starting point. The comprehensive hyperparameter configurations for both the SFT and reward model training stages are systematically presented in Table 4.

Table 4: The hyperparameter settings of SFT and reward model training.

| Hyperparameter | Value |
|-------------------------|--------|
| Global Train Batch Size | 256 |
| Micro Train Batch Size | 4 |
| Train Epochs | 1 |
| Max total length | 1024 |
| DeepSpeed ZeRO stage | 3 |
| Optimizer | Adam |
| Learning Rate | 3e-6 |
| Weight decay | 0.2 |
| Scheduler Type | cosine |
| Gradient clipping norm | 1.0 |

Table 5: The hyperparameter settings of Reinforce++ in RL training.

| Hyperparameter | Value |
|---------------------------|-------|
| Global Train Batch Size | 128 |
| Micro Train Batch Size | 8 |
| Global Rollout Batch Size | 1024 |
| Micro Rollout Batch Size | 16 |
| Train Epochs | 1 |
| Max total length | 1024 |
| Max prompt length | 512 |
| Max generation length | 512 |
| DeepSpeed ZeRO stage | 2 |
| Actor learning rate | 5e-7 |
| Optimizer | Adam |
| Gradient clipping norm | 1.0 |
| KL coefficient | 0.01 |

B.2 BoN

We implement Best-of-N (BoN) sampling to evaluate the performance of our reward models in inference-time alignment. Using the Llama-3.1-8B-Instruct model on the AlpacaEval benchmark (Dubois et al., 2024), we generate response candidates with stochastic sampling parameters: temperature ($\tau = 0.6$), top-k filtering (top-k = 50), and nucleus sampling (top-p = 0.9). For each prompt, we collect 32 independent responses. To analyze performance progression, we hierarchically select the best response by applying our trained reward model to subsets of $N \in \{2, 4, 8, 16, 32\}$ candidates, retaining the highest-scoring candidate for each N configuration.

The selected responses are compared against baseline generations from the same model using greedy decoding ($\tau = 0$, do_sample = False).

B.3 RL Training

In our reinforcement learning (RL) experiments, we maintain reproducibility by fixing the random seed to 1234 across all trials. The comprehensive hyperparameter configurations for RL training are systematically detailed in Table 5.

We employ the AdamW optimizer with $\beta_1 = 0.9$ and $\beta_2 = 0.95$, augmented by three advanced memory optimization techniques: (1) ZeRO-2 stage optimization (Ren et al., 2021) for distributed parameter management, (2) flash attention mechanisms (Dao, 2024) for efficient attention computation, and (3) gradient checkpointing with CPU offloading to maximize GPU memory utilization.

The RL training protocol is configured with a fixed learning rate of 5×10^{-7} , micro batch sizes of 8 (training) and 16 (rollout), global batch sizes of 128 (training) and 1024 (rollout), and a uniform KL divergence penalty coefficient of 0.01 across all reward models.

For evaluation on the AlpacaEval benchmark (Dubois et al., 2024), we use generation parameters including a temperature of 1.0, top-p sampling of 1.0, disabled top-k sampling, and a maximum of 512 new tokens.

B.4 Prompt for DeepSeek-V3 as Judge Model

We adopt the DeepSeek-V3 as our automated judge model. The evaluation prompt is shown as below.

Prompt used in AlpacaEval

```
<|im_start|>system
You are a helpful assistant, that ranks models by the quality of their answers.
<|im_end|>
<|im_start|>user
I want you to create a leaderboard of different of large-language models. To do so,
I will give you the instructions (prompts) given to the models, and the responses of
two models. Please rank the models based on which responses would be preferred by
humans. All inputs and outputs should be python dictionaries.

Here is the prompt:
{
  "instruction": "{instruction}"
}

Here are the outputs of the models:
[
  {
    "model": "model_1",
    "answer": "{output_1}"
  },
  {
    "model": "model_2",
    "answer": "{output_2}"
  }
]

Now please rank the models by the quality of their answers, so that the model with
rank 1 has the best output. Then return a list of the model names and ranks, i.e.,
produce the following output:
[
  {'model': <model-name>, 'rank': <model-rank>},
  {'model': <model-name>, 'rank': <model-rank>}
]

Your response must be a valid Python dictionary and should contain nothing else
because we will directly execute it in Python. Please provide the ranking that the
majority of humans would give.
<|im_end|>
```

B.5 Using GPT-4o as the Judge Model

In our Best-of-N (BoN) and reinforcement learning (RL) experiments, we evaluate model performance using DeepSeek-V3 as the primary judge model. This selection is based on its superior human agreement score (69.60% vs. 69.17% for GPT-4o), lower variance in judgments (12.50 vs. 14.62), and reduce tendency to favor longer responses (0.65 vs. 0.68). To further validate the robustness of our findings, we employ GPT-4o as an additional judge model, providing an independent assessment of the win rate. These complementary results are presented in Figure 7 and Figure 8.

We find that our method outperforms the baselines, which is consistent with the results obtained using DeepSeek-V3 as the judge model.

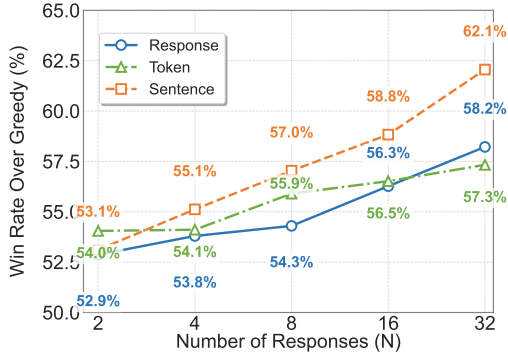


Figure 7: Win rate over greedy decoding on AlpacaEval annotated by GPT-4o.

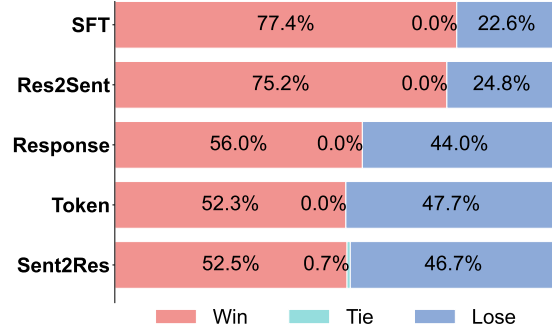


Figure 8: Win rate on AlpacaEval annotated by GPT-4o.

B.6 The Impact of Aggregation Functions

In Section 5.5, we investigate the impact of aggregation functions on performance. The specific forms of the aggregation functions are listed below.

- **VW** : $r_\phi(x, y) = \sum_{i=1}^{n_c} w_i r_\phi(x, c_1, \dots, c_i)$.
- **VA** : $r_\phi(x, y) = \frac{1}{n_c} \sum_{i=1}^{n_c} r_\phi(x, c_1, \dots, c_i)$.
- **DA** : $r_\phi(x, y) = \frac{1}{n_c} \sum_{i=1}^{n_c} (r_\phi(x, c_1, \dots, c_i) - r_\phi(x, c_1, \dots, c_{i-1}))$.

C Examples of Generated Response

In this section, we study cases selected from AlpacaEval, from which we observe distinct behavioral patterns across reward modeling approaches. The sentence-level reward model yields responses that strike a balance between depth and conciseness: compared to response-level optimization (which produces overly generic outputs), it incorporates richer contextual details, while avoiding the verbosity and factual inconsistencies prevalent in token-level optimization. In Figure 9 and Figure 10, we present specific examples that illustrate these differences, highlighting the superiority of the sentence-level reward model in enhancing the final policy’s training performance.

Instruction: Are there any weird Christmas traditions?

Response: There are indeed many unique Christmas traditions in various regions across the world. Some might be more well-known, like the German tradition of leaving out nuts and hay for mice, (incorrect, not a known Christmas tradition) while others might be less common, like the Scottish custom of singing carols while carrying a broom! While these customs are interesting, it's important to remember that all traditions should foster a spirit of warmth, unity, and goodwill.

Token: Yes, many cultures have their unique traditions associated with Christmas, some of these traditions may sound somewhat odd to us, such as the Christmas stocking exchange originated in England, which involves adults filling up their own stockings at the Christmas celebration. (incorrect, stockings are typically filled for children, not adults) While these traditions may not be everyone's personal favorites, they certainly add a layer of cultural diversity and charm to the festive season. Remember, traditions aren't about the materialism of gifts or decorations, but about passing down values, emotions, and memories that hold sentimental significance to the people involved. Some traditions, while not quite as well-known, are quite interesting, including the tradition of leaving cookies for jolly old Saint Nicholas in the hope of receiving gifts in return, or putting up the Christmas tree after Saint Nicholas Day on December 6th! These traditions showcase the rich human experiences and perspectives around Christmas celebrations worldwide. So while some traditions might appear a bit unusual to us, they're also valuable in contributing to the diverse tapestry of holiday festivities around the world. Next time around, why not explore more about these unexpected yet meaningful holiday customs, they might surprise and delight you. For more insight, a recommended book to explore is "Christmas Around the World" by Martha Day Zschock, which showcases the multifaceted traditions of various regions and cultures.

Sentence: Yes, many cultures have their unique traditions associated with Christmas, some of these traditions may sound somewhat odd to us, such as the Christmas stocking exchange originated in England, which involves adults filling up their own stockings at the Christmas celebration. There are also numerous traditions associated with Christmas tree decorating which can vary from place to place. For instance, Germany has a distinct tradition of hanging wreaths adorned with candles called Licherketten on their Christmas trees, (accurate and specific example) while in Scandinavia, they typically wear masks during their Christmas parties. In Ireland, it's common to serve mulled wine, (culturally accurate detail) while in Portugal, the use of a nativity scene called a presépe is widespread. Different versions of The Twelve Days of Christmas are also very famous traditions in some places. These are just some examples of unique and distinctive Christmas traditions across geographical locations around the world. Remember, it's all about celebrating the spirit of Christmas with love and unity. How about starting an engaging conversation about these traditions with a family member, a friend, or a colleague today? (engaging and informative conclusion)

Figure 9: Comparison of responses to a question about unusual Christmas traditions. In the examples, correct and accurate information is explained in dark green, while incorrect or misleading details are marked in red. **Sentence** provides a detailed, accurate, and engaging overview of unique traditions across cultures, such as Germany's Licherketten and Ireland's mulled wine, demonstrating its superiority. In contrast, **Response** incorrectly describes a German tradition of leaving nuts and hay for mice, and **Token** inaccurately states that adults fill their own stockings in England. **Sentence**'s response is both informative and culturally precise, making it the most reliable and comprehensive answer.

Instruction: Write a C++ function that takes a reference to a `std::string` containing markdown formatted text and returns a `std::string` containing html formatted text.

Response: Here's some sample code that accomplishes what you're asking for:

```
std::string escapeMarkdown(const std::string& markdown_code) {
    return std::string(markdown_code.begin(), markdown_code.end());
}
```

(Fails to convert Markdown to HTML)

```
int main() {
    std::string markdown_body = "# Welcome To My Website\n\nThis website was "
                               "created as a part of a course. It mainly "
                               "features content related to my course projects "
                               "and technical skills acquired during the course. "
                               "Let's dive in!";
    std::string html_rendered_body = escapeMarkdown(markdown_body);
    return 0;
}
```

Token: Here's a possible implementation of a function that takes a markdown formatted string as input and returns its html counterpart:

```
#include <iostream>
#include <string>
#include <cstring>
#include <cctype>
std::string markdown2html(const std::string& md) {
    std::ostream oss;

    // Replace asterisks with actual bold text
    std::string re = "[b][u]([0-9a-z]*)[/u][/b]";
    std::string final_re = ".*?";
    oss << "<b><u>";
    while (md.substr(0).find_first_of(" *", final_re, re) != std::string::npos)
    {
        int idx = md.find_first_of(" *", final_re, re);
        const std::string chunk = md.substr(0, idx);
        const std::string newChunk = chunk.replace(chunk.begin(), chunk.end(), "<b><u>");
        md = md.substr(idx + 1); // Remove the original character(s) from the md string
        oss << newChunk << " ";
    }
    // Replace underscores with actual italicized text
    oss << "<sub>[i]";
    re = "[i]";
    final_re = ".*?";
    oss << "<u>*([0-9a-z]*)*</u>";
    oss << "</sub>";
    while (md.substr(0).find_first_of(" *", final_re, re) != std::string::npos)
    {
        int idx = md.find_first_of(" *", final_re, re);
        const std::string chunk = md.substr(0, idx);
        const std::string newChunk = chunk.replace(chunk.begin(), chunk.end(), "<b><u>");
        md = md.substr(idx + 1); // Remove the original character(s) from the md string
        oss << newChunk << " ";
    }
    return oss.str();
}
```

(Incorrect implementation and overly complex)

Sentence: Sure, here is an example of how we can create a generic function that converts Markdown to HTML:

```
std::string convert_md_to_html(const std::string& input_text) {
    std::stringstream html_stream;
    html_stream << "<p>" << input_text << "</p>";
    return html_stream.str();
}
```

(A concise and simple implementation)

Figure 10: Comparison of responses to a C++ Markdown-to-HTML conversion task. **Sentence** provides a concise and functional solution, correctly wrapping the input text in HTML paragraph tags, demonstrating clarity and simplicity. In contrast, **Response** fails to convert Markdown to HTML, merely escaping the input, while **Token** presents an overly complex and incorrect implementation with excessive and non-functional code.