

# PRIVACY VS. PROFIT: THE IMPACT OF GOOGLE’S MANIFEST VERSION 3 (MV3) UPDATE ON AD BLOCKER EFFECTIVENESS

PREPRINT, COMPILED MARCH 4, 2025

Karlo Lukic\* <sup>1</sup> and Lazaros Papadopoulos† <sup>1</sup>

<sup>1</sup>Goethe University Frankfurt

## ABSTRACT

Google’s recent update to the manifest file for Chrome browser extensions—transitioning from manifest version 2 (MV2) to manifest version 3 (MV3)—has raised concerns among users and ad blocker providers, who worry that the new restrictions, notably the shift from the powerful *WebRequest* API to the more restrictive *DeclarativeNetRequest* API, might reduce ad blocker effectiveness. Because ad blockers play a vital role for millions of users seeking a more private and ad-free browsing experience, this study empirically investigates how the MV3 update affects their ability to block ads and trackers.

Through a browser-based experiment conducted across multiple samples of ad-supported websites, we compare the MV3 to MV2 instances of four widely used ad blockers. Our results reveal no statistically significant reduction in ad-blocking or anti-tracking effectiveness for MV3 ad blockers compared to their MV2 counterparts, and in some cases, MV3 instances even exhibit slight improvements in blocking trackers. These findings are reassuring for users, indicating that the MV3 instances of popular ad blockers continue to provide effective protection against intrusive ads and privacy-infringing trackers. While some uncertainties remain, ad blocker providers appear to have successfully navigated the MV3 update, finding solutions that maintain the core functionality of their ad blockers.

**Keywords** manifest version 3 (MV3), ad blocker, online advertising, online tracking

## 1 INTRODUCTION

Browser extensions are small software programs that can improve the capabilities of a web browser. Among them, ad blockers stand out. These web privacy tools help users block advertisements (ads) and website trackers, improving their browsing experience and level of privacy [1, 2, 3]. Around 31.5% of internet users worldwide use an ad blocker, indicating widespread use and popularity [4].

A crucial component of browser extensions (hereafter, "extensions") is the manifest file, which outlines the extension’s capabilities [5, 6]. In simple terms, this file acts as an instruction manual for the extension. It specifies what the extension can do and how it can interact with the user’s browser and visited websites, outlining its capabilities.

In December 2020, Google introduced an update from manifest version 2 (MV2) to manifest version 3 (MV3; [7]). Google positions this update as a strategy to improve the privacy, security, and performance of Chrome browser users who rely on extensions [8, 9]. However, other stakeholders, particularly users and ad blocker providers, view this update as a strategy to reduce the effectiveness of ad blockers, potentially increasing the ad revenue of Google and website publishers [10].

The MV3 update restricts the ability of ad blockers to intercept and modify network requests, which has raised concerns about their possibly reduced effectiveness in blocking ads and trackers. Nevertheless, since the MV3 update has been announced, ad blocker providers have worked intensely to close the gap and provide a seemingly identical experience under the new restrictions. Despite these efforts users remain concerned about

the impact of the MV3 update on ad blocking effectiveness and consequently their privacy [11, 12].

These user concerns show that Google’s underlying motivation for the update remains opaque, primarily because its internal decision-making processes and strategic incentives are not fully visible to the public. The MV3 update might deliberately weaken the ad-blocking and anti-tracking effectiveness of ad blockers, thereby consolidating Google’s control over user data and increasing its ad revenue. This outcome would align with patterns in digital advertising, where companies actively work to bypass user interventions—like ad blockers—to protect and expand their monetization potential [13].

Alternatively, the MV3 update could represent a strategic move toward increased user privacy. By reducing potential avenues for intrusive data collection, Google might aim to strengthen user trust—a factor that research in privacy economics (e.g., [13]) suggests can lead to more user engagement. Such research has shown that enhanced privacy protections are often correlated with increased platform loyalty, as users tend to favor services that safeguard their data.

As it is both technically and economically unclear whether the MV3 update reduces ad blocker effectiveness, we empirically investigate its effects on ad blockers. Therefore, this study measures the impact of Google’s MV3 update on ad blocker effectiveness, focusing on their ad-blocking and anti-tracking effectiveness.

Specifically, the study addresses the following research questions:

- **RQ1:** Does the effectiveness of MV3 ad blockers in blocking ads and trackers change when compared to that of their MV2 counterparts?
- **RQ2:** Does the effectiveness of individual MV3 ad blockers differ from their own MV2 counterparts by the same ad blocker provider?
- **RQ3:** Does the effectiveness of using multiple MV3 ad blockers simultaneously differ from using individual MV3 ad blockers?

The first research question aims to assess whether the transition from MV2 to MV3 impacts the effectiveness of MV3 ad blockers overall. It focuses on whether MV3 ad blockers are more restricted in blocking ads and trackers compared to their MV2 counterparts.

The second research question builds on this comparison by examining the effectiveness of individual MV3 ad blockers compared to their MV2 counterparts. Since most ad blocker providers state that their MV3 instances use either a reduced or modified set of blocking rules derived from their MV2 instances [14, 15, 16, 17], MV2 instances of ad blockers serve as natural benchmarks. By directly comparing each MV3 ad blocker to its MV2 counterpart—including Adblock Plus, AdGuard, Stands, and uBlock Origin—we assess how ad blocker providers have adapted to the MV3 update. This comparison is particularly relevant for users transitioning to MV3, as it provides insights into whether some MV3 ad blockers remain as effective as their MV2 counterparts, while others may exhibit reduced effectiveness. Thus, the second research question aims to help users choose the most effective MV3 ad blocker amid the MV2 to MV3 update. It also evaluates whether different ad blocker providers have adjusted differently to the MV3 update [16, 18, 19, 20, 21].

The third research question addresses whether using multiple MV3 ad blockers simultaneously impacts ad-blocking and anti-tracking effectiveness compared to using individual MV3 ad blockers. This research question is relevant because it addresses concerns expressed by ad blocker providers about the potentially reduced effectiveness of the MV3 ad blocker when it is used simultaneously with multiple other MV3 ad blockers [22]. The third research question also measures the effectiveness of MV3 ad blockers for a privacy-aware user who uses multiple MV3 ad blockers simultaneously.

Thus, this study explores the impact of Google’s update from MV2 to MV3 on the effectiveness of ad blockers in blocking ads and trackers. Through a browser-based experiment, we compare MV3 ad blockers to their MV2 counterparts and examine the effect of using multiple MV3 ad blockers simultaneously. We initiate the browser-based experiment on a main sample of 114 websites across ten separate measurement runs, and two additional samples of 191 websites and 185 websites stratified by website employee count and popularity rank, respectively. In addition, we run the browser-based experiment using Chrome and Firefox on our main sample of 114 websites, to ensure the cross-browser robustness of our results. We complement these experiments with additional analyses including alternative effectiveness metrics, assessments of early MV3 implementations, and detailed visual inspections of website screenshots—that reinforce the robustness and generalizability of our findings.

Previous studies have laid the groundwork by evaluating the effectiveness of MV2 ad blockers, highlighting variations in their ad-blocking and anti-tracking effectiveness [23, 24, 25, 26]. Building on existing literature, this study takes a step forward by empirically comparing MV3 to MV2 ad blockers. This exploration fills a critical gap in the existing literature. It contributes to understanding the evolution of ad-blocking tools and their implications for online privacy and security in the wake of Google’s MV3 update.

In summary, the main contributions of this study are:

- **Empirical comparison between MV3 and MV2 groups of ad blockers:** This study presents the first empirical analysis to evaluate the effectiveness of MV3 ad blockers compared to their MV2 counterparts. The results reveal no statistically significant reduction in ad-blocking or anti-tracking effectiveness between the MV3 and the MV2 groups of ad blockers.
- **Variability among individual MV3 ad blockers:** When comparing individual ad blockers, we find no significant differences between MV3 and MV2 instances for all ad blockers—except for the Stands ad blocker. The Stands MV3 ad blocker blocks 6 more trackers than its MV2 counterpart, indicating a 30.5% improvement in anti-tracking effectiveness compared to its MV2 counterpart.
- **Enhanced anti-tracking effectiveness with multiple MV3 ad blockers:** Using multiple MV3 ad blockers simultaneously does not impact their ad-blocking effectiveness. However, it significantly enhances anti-tracking effectiveness compared to using some MV3 ad blockers alone. Specifically, the combination blocks around 13 more trackers (61.8%) than Adblock Plus MV3 alone, 7 more trackers (25.4%) than AdGuard MV3 alone, and 7 more trackers (26.9%) than Stands MV3 alone. This improvement in anti-tracking effectiveness is driven by the inclusion of uBlock MV3 in the combination, suggesting a strategic advantage in combining certain MV3 ad blockers to improve users’ online privacy. This result alleviates concerns of ad blocker providers that using multiple MV3 ad blockers simultaneously reduces their effectiveness.

In additional tests, our findings remain robust under a variety of conditions. Results are consistent across different website samples, alternative effectiveness metrics, and over time. Moreover, cross-browser experiments yield comparable outcomes, and visual inspections of screenshots confirm that ad blockers operate effectively without significant ad flickering or loss of functionality. However, we do observe that MV3 ad blockers tend to produce a slightly less visually appealing browsing experience than their MV2 counterparts, primarily due to increased visibility of cosmetic placeholders.

The following sections of the research paper outline the background for the manifest file and MV2 ad blocker (Section 2), an overview of Google’s MV3 update (Section 3), review related work (Section 4), present the study’s methodology and results (Sections 5 and 6), and close with the limitations and conclusion (Sections 7, and 8).

## 2 BACKGROUND

### 2.1 Manifest File

The manifest (`manifest.json`) file is a crucial part of any extension, acting as a communication bridge between the extension’s developer, the extension, and the user’s browser. This file serves as an instruction manual, translating the extension developer’s coding decisions into specific instructions that dictate how the browser should interpret the extension and act upon it for the user [5, 6].

At its core, the manifest file defines the extension’s capabilities and outlines how it will interact with the browser and across user-visited websites. It does that by defining “permissions” or “Application Programming Interfaces (APIs)” —terms that reflect the perspectives of the user and the developer, respectively [6]. APIs are specific authorizations the extension requires to function within the browser, such as accessing and changing content on all user-visited websites. Moreover, the manifest file can define other components of an extension, like *background pages*, essentially scripts running “quietly” in the browser’s background [5]. These scripts enable the extension to continuously perform tasks for the user without the need for the user to interact with the extension.

Figure 1 illustrates a simplified example of a manifest file for an extension.

```
{
  "name": "Example Extension",
  "description": "A simple browser extension",
  "version": "1.0",
  "manifest_version": 2,
  "permissions": ["webRequest", "http://*/*", "https://*/*"],
  "background": {
    "scripts": ["background.js"]
  }
}
```

Figure 1: Illustration of the manifest (`manifest.json`) file for an extension.

In Figure 1, the manifest file defines not only the basic details of the extension, such as its name, description, version, and manifest version, but also its need for the *WebRequest* API and the inclusion of *background pages* through the *background* component.

The *WebRequest* permission/API is vital for the extension to monitor, analyze, and modify the browser’s Hypertext Transfer Protocol (HTTP) requests: essentially, requests a user’s browser makes when visiting websites [5]. While not specifying a particular file, the background component signals that the extension developer has designed the extension to run in the background, ensuring its continuous, uninterrupted core functionality.

When users install this extension, their browser reads and interprets its manifest file to understand its required permissions and other components, like the *background* component. Thus, installing the “Example Extension,” for instance, the user grants it the *WebRequest* permission and allows it to run in the background of their browser.

This installation process represents the role of the manifest file as a communication bridge between the extension’s developer,

the extension, and the user’s browser. It captures and conveys the developer’s intent in a format the browser can understand and act upon for the user, ensuring that the extension operates as designed within the scope of granted APIs.

Thus, the manifest file is a crucial part of an extension. By defining APIs and other components, the manifest file empowers extensions to perform specific, intended actions in the browser while ensuring these actions align with the extension developer’s intentions and the user’s expectations for privacy and security.

### 2.2 Manifest Version 2 (MV2) Ad Blocker

An ad blocker is an extension that blocks ads and trackers from appearing on the websites users visit. Thus, an ad blocker has two core functions for the user: ad-blocking and anti-tracking. The ad blocker fulfills those two functions by monitoring and blocking HTTP requests.

Once a user installs an ad blocker, the user grants it permission to monitor and block HTTP requests. In simple terms, the ad blocker contains a list of blocking rules. As the user’s browser makes each HTTP request, the ad blocker checks it against that list of blocking rules and blocks the request if it finds a match. Under Google’s MV2, ad blockers use the *WebRequest* API and *background pages* to monitor real-time HTTP requests between a user’s browser and the website they visit.

For instance, when users visit a website like `cnn.com`, their browser sends HTTP requests to servers owned by `cnn.com` (first party) and its partners (third parties; [27]). Using the *WebRequest* API, the MV2 ad blocker can check these requests against a vast list of blocking rules, allowing it to block those HTTP requests directed toward third parties, typically including requests to display ads and load trackers. By doing so, MV2 ad blockers can block ads and trackers in real-time, ensuring users an ad-free browsing experience and increased privacy.

Users can install extensions and ad blockers from a browser provider’s extension store, like Google’s Chrome Web Store (CWS). Likewise, developers of extensions, specifically ad blocker providers, can publish their extensions in the browser provider’s extension store.

## 3 OVERVIEW OF GOOGLE’S MANIFEST VERSION 3 (MV3) UPDATE

### 3.1 Description of Google’s MV3 Update From Two Opposing Perspectives

Google announced the MV3 update in November 2018 and made it available to extension developers in beta form in December 2020 [7, 9]. In January 2022, Google stopped allowing developers to add new MV2 extensions to the CWS, signaling the start of the MV2 phase out [28]. In late 2024, Google warned developers that it intended to complete the MV2 phase out by June 2025 [29], although the company may still delay the final phase out.

With the MV3 update, Google claims to enhance user privacy, security, and potentially, Chrome browser performance [7]. Its stated aim is driven primarily by concerns about extensions,

particularly because a significant percentage of them have turned malicious in the past [8, 9]. Some examples of extensions turning malicious include extensions stealing data from users, extensions injecting ads into users’ webpages or redirecting them to webpages with ads (a practice known as “malvertising”), and extensions making users’ browsers mine cryptocurrencies (a practice known as “cryptojacking”; [30, 31]).

By introducing the MV3 update, Google states that it seeks to reduce the power of extensions and enhance Chrome browser performance, thereby restricting the potential misuse of user data by malicious extensions. The two critical technical changes in the MV3 update reflect Google’s effort to enhance security and privacy of extensions [32]. The first change replaces the *WebRequest* API, which allows ad blockers to monitor and block ads and trackers in real-time, with the *DeclarativeNetRequest* API. This change restricts ad blockers to operating based on a predefined set of up to 30,000 blocking rules, while allowing additional flexibility through updated blocking rule limits. The second change, transition from *background pages* to *service workers*, intends to improve extension performance by managing background tasks more efficiently.

Moreover, the MV3 update represents an effort towards unifying extensions across browsers. By collaborating with other browser providers and participating in initiatives like the W3C Browser Extensions Community Group [33], Google aims to align the MV3 update with emerging standards for extensions. This unification seeks to reduce fragmentation in the extension ecosystem, allowing developers to create extensions compatible with multiple browsers, such as Chrome, Edge, and Firefox.

Google argues that these changes will enhance user privacy and security and even improve Chrome browser performance, citing the need to protect users from “malicious” extensions that could misuse their access to sensitive data like user credentials and other personal information through means like the *WebRequest* API. Recent improvements to the MV3 update, including increased flexibility in blocking rules, reflect Google’s response to feedback from ad blocker providers [34]. However, the concerns regarding a potential reduction in ad-blocking effectiveness underline the ongoing debate between efforts to enhance user privacy and security and the perceived impact on ad blocker effectiveness.

From the perspective of ad blocker providers, the MV3 update introduces restrictions that could reduce the effectiveness of ad blockers even though the changes might improve the security and privacy of other extensions (e.g., coupon code finders, password managers, productivity tools; [35]). They argue, for example, that the new *DeclarativeNetRequest* API changes how ad blockers interact with HTTP requests. Unlike the *WebRequest* API, which allows ad blockers to monitor and block ads and trackers in real-time, the *DeclarativeNetRequest* API requires them to operate based on a predefined set of rules. Additionally, the MV3 update enforces a maximum of 30,000 blocking rules per extension while maintaining a collective restriction of 330,000 predefined blocking rules for all extensions in a browser—the latter raising concerns for ad blocker providers about the reduced effectiveness of a single MV3 ad blocker when used with multiple other MV3 ad blockers simultaneously [22]. These restrictions on blocking rules might weaken

the flexibility and adaptability of ad blockers in dealing with new or unexpected ads and trackers.

Further, replacing *background pages* with *service workers* to improve browser performance raises practical concerns for ad blocker providers. They argue that *service workers* can disrupt the continuous monitoring of HTTP requests, which might lead to “ad flickering” (i.e., short re-appearances of website ads) and put ad blockers “[...] into a kind of sleep mode” [22]. Ad blocker providers also claim that their ad blockers are already highly performant and do not significantly impact browser speed, questioning the value of Google’s change in terms of improving browser performance [35]. Borgolte and Feamster [23] addressed that concern and empirically demonstrated that MV2 ad blockers do not significantly impact browser speed.

Thus, while Google’s MV3 update seeks to enhance user privacy, security, and potentially Chrome browser performance, it introduces changes that raise concerns for ad blocker providers. The new restrictions and technical requirements challenge their ability to block ads and trackers effectively. As the deadline for Google’s phase out of MV2 extensions approaches, ad blocker providers are grappling with innovating and adapting to changes introduced with MV3’s update to maintain their role in providing users with improved privacy and ad-free browsing experiences [16, 18, 21, 36, 20].

### 3.2 Changes and Workarounds to Google’s MV3 Update

The MV3 update has been argued to reduce ad blocker effectiveness (e.g., [8]). This argument forms the basis of potential implications for users, ad blocker providers, Google, and website publishers. However, the assumption that the MV3 update negatively impacts the core functionality of ad blockers remains unverified, and recent developments may suggest otherwise [34, 20].

Ad blocker providers have worked extensively to alleviate the potentially negative impact of the MV3 update through workarounds. For instance, AdGuard converted its traditional blocking rules into Chrome’s *DeclarativeNetRequest* format and devised methods to minimize the impact of *service workers* inactivation. Additionally, AdGuard uses a workaround provided by Google to address this issue [14]. uBlock Origin introduced uBlock Origin Lite—a fully declarative MV3 ad blocker—that circumvents delays from inactive *service workers* and ensures proper filtering at browser launch [15]. Similarly, Adblock Plus implemented differential filter list updates as a workaround to MV3’s restrictions. The company behind Adblock Plus, eyeo, publicly detailed its approach to handling *service workers* suspensions [16, 37]. Specifically, it employs “fuzz tests” that deliberately suspend *service workers* during testing, ensuring that ad-filtering functionality remains intact even when *service workers* unexpectedly terminate.

Google itself changed the MV3 update to address some of the concerns raised by ad blocker providers. After receiving feedback, Google increased the initially low number of Chrome blocking rules in consultation with ad blocker providers. Additionally, Google introduced improvements such as case-insensitive URL filtering and adjustments to *service workers* lifetimes to alleviate extension performance issues [34].

Despite these changes and workarounds, ad blocker providers continue to warn about potentially reduced core functionality [14, 15, 16, 17]. Whether these adaptations have fully alleviated the technical challenges introduced by the MV3 update remains uncertain. The MV3 update could lead to reduced ad blocker effectiveness, no actual impact, or even improvements—though the latter would be unexpected.

If the impact is negative, reducing ad blocker effectiveness could lead to higher visibility of ads for users. It could also increase users’ privacy risks due to greater exposure to on-line tracking. As a result, users might consider alternatives to Chrome, such as Brave or Vivaldi, which include built-in ad blockers [38]. Additionally, ad blocker providers might face higher development costs to maintain both MV3 and MV2 instances of their ad blockers.

If the MV3 update does not affect ad blocker effectiveness—for instance, if ad blocker providers successfully adapted to its restrictions—users could benefit. Their privacy and ad-blocking experience would remain intact while they gained the privacy and security enhancements introduced by MV3. The update could also create a safer browsing experience and mitigate risks from "malicious" MV2 extensions. Ad blocker providers may not need to maintain separate MV3 and MV2 instances of their software.

The unexpected scenario of a positive impact—where ad blocker providers adapt to MV3’s restrictions and even innovate to improve effectiveness—could lead to more effective ad blocking, enhancing user privacy and creating an even more ad-free browsing experience. Users would encounter fewer ads and fewer trackers. Ad blocker providers would not face increased development costs while demonstrating strong adaptability and innovation. In contrast, Google and website publishers would experience a decline in ad impressions, potentially sacrificing some ad revenue while reinforcing user trust.

## 4 RELATED WORK

In this section, we summarize key findings from related work on ad blocker effectiveness, focusing on their ad-blocking and anti-tracking effectiveness. For an overview of related work, see Table 3 in Appendix A.1.

Wills and Uzunoglu [26] explored the effectiveness of MV2 ad blockers by comparing and showing variations in said effectiveness. For example, uBlock’s default settings showed robust anti-tracking effectiveness, while other ad blockers like Blur and Disconnect provided limited anti-tracking effectiveness. Ghostery, Adblock Plus, and AdGuard required manual settings configuration for significant anti-tracking effectiveness.

Garimella et al. [24] expanded on Wills and Uzunoglu [26], highlighting uBlock’s superior ad-blocking and anti-tracking effectiveness, as compared with other ad blockers. Their study showed a paradox of using ad blockers for user privacy: some can even add extra trackers on websites users visit, thereby harming it instead of improving it.

Merzdovnik et al. [25] and Borgolte and Feamster [23] explored the anti-tracking effectiveness of ad blockers, with the former observing challenges ad blockers face in blocking less-known trackers and fingerprinting scripts. The latter highlighted the

broader benefits of ad blockers in improving user privacy and browsing experiences.

Additionally, other studies contributed to the existing knowledge in this area (e.g., [39, 40, 1, 2, 41, 42, 27, 43]); thus, while above studies provide valuable insights, this list is certainly not exhaustive. Still, it offers a comprehensive overview of related work with a similar browser-based experimental setup, focusing on measuring the MV2 ad blocker effectiveness. This work differs from those studies in comparing the effectiveness of MV3 to MV2 ad blockers.

Other related works share a similar browser-based experimental setup but have different aims. For example, Demir et al. [44] researched the effectiveness of cookie banner interaction tools and their impact on users’ privacy, while Datta et al. [45] researched how users’ browsing history (i.e., user behavior and choice) impacts the Google text ads shown to them. This work differentiates from those studies in its aim.

## 5 MEASUREMENT SETUP

### 5.1 Selection of MV3 and MV2 Ad Blockers

To achieve the study’s aim and answer the research questions, we identified ad blockers available in both MV3 and MV2 instances from the same ad blocker provider. This approach enabled a direct comparison between the two ad blockers, as they come from the same ad blocker provider but differ in their technical foundations due to the manifest version.

To identify suitable ad blockers for the study, we conducted a search on the Google CWS<sup>3</sup> at the beginning of this study (December 2023), using the key phrases "manifest version 3 (MV3) ad blocker" and "ad blocker MV3." From the pool of results, some ad blockers advertised widespread applications across all websites; others indicated that they functioned exclusively on YouTube, while a few integrated ad blocking as an additional feature to their core functionality (e.g., a VPN). For this study, we selected those ad blockers advertising widespread applications across all websites that offered ad blocking as their core functionality.

We further refined the selection based on the following criteria:

- **Early MV3 Adoption:** The ad blockers chosen for this study were among the first to adapt to MV3. This early adoption demonstrates a proactive approach and commitment to staying current with the evolving ad-blocking landscape.
- **Substantial User Base:** Each ad blocker selected for this study has a substantial user base, according to CWS statistics. Specifically, we ensured that the MV2 instance of each selected ad blocker had at least 1 million users. This criterion guarantees that the findings of our study are applicable to a broad audience and focus on widely adopted ad blockers.
- **Diverse Set of Ad Blocker Providers:** Our selection represents a diverse set of ad blocker providers, each with its unique approach to ad blocking. This diversity allows for a more comprehensive comparison and analysis of their MV3 and MV2 ad blockers.

<sup>3</sup><https://chromewebstore.google.com>

This process unveiled four ad blocker providers: Adblock Plus, with "Adblock Plus - free ad blocker" (MV2) and "Adblock Plus - free ad blocker" (MV3); AdGuard, with "AdGuard AdBlocker" and "AdGuard AdBlocker (MV3 Beta)"; Stands, with "Stands AdBlocker" and "Fair AdBlocker MV3 (Beta)"; and uBlock, with "uBlock Origin" and "uBlock Origin Lite."

Table 1 provides an overview of the MV3 and MV2 ad blockers used in the browser-based experiment, highlighting their versions, last update dates, and the number of Chrome users according to CWS as of August 16, 2024.

We used the current versions of each ad blocker available as of August 16, 2024. According to CWS statistics, more than 133 million users actively use these eight ad blockers worldwide, with significantly fewer users currently using their MV3 instances—which reflects the study’s relevance to a substantial user base. Moreover, the anticipation of a user base transition from MV2 to MV3 instances, as Google plans to fully phase out MV2 extensions by June 2025, further emphasizes the timeliness of this study in evaluating ad blocker effectiveness.

## 5.2 Description of Browser Experiment and Data Collection Process

The central idea behind the browser-based experiment is to simulate the following scenario: a group of four users, each with a different approach to online privacy, visits the same website at about the same time. One user visits it without any ad blocker, serving as a baseline, while the other two employ MV3 and MV2 ad blockers, respectively; the last user uses multiple MV3 ad blockers simultaneously.

We conducted a browser-based experiment to translate that scenario into a controlled experimental setup (Figure 2). To this end, we used the Google Chrome browser, reflecting the everyday user environment on a local machine with a European IP address. The choice of a local machine over a cloud platform (e.g., Google Cloud Platform) mirrors the typical user. Past research (e.g., [23]) indicates no significant difference between a local machine and a cloud platform in such a web measurement. We used a European IP address, which provides a conservative estimate of ad blocker effectiveness. Further, we automated the experiment using Selenium, a Python-based package that uses a *user-agent* based on the Chrome browser but also includes an indication of automation. This *user-agent* ensures that, in most cases, the webpages serve content as they would to a regular user.

We ran ten separate browser instances in parallel, each one representing a unique user—one without an ad blocker and the others with a selection of ad blockers from Adblock Plus, AdGuard, Stands, and uBlock, including instances of MV2, MV3, and a combination of MV3 ad blockers (MV3+). This parallel setup was crucial to maintaining uniform testing conditions and to measure each ad blocker’s ad-blocking and anti-tracking effectiveness under identical web browsing conditions. Running the instances in parallel ensures that all ad blockers are tested under the same conditions simultaneously.

Three extensions were essential for thorough data collection in each browser instance:

- **HTTP Recorder:** Developed for this study, the "HTTP Recorder" extension captured HTTP requests upon a webpage visit. This custom tool uses APIs like *WebRequest*, recording detailed traffic data upon a webpage visit necessary for analyzing its network activity to determine the number of blocked trackers. Given the restrictions set by the CWS’s review process, such a level of detail is beyond what standard extensions provide, necessitating the development of such an extension.
- **Azerion Ad Expert<sup>4</sup>:** This extension was crucial for ad detection upon a webpage visit. It captured the Prebid framework (i.e., *prebid.js*) and Google Ad Manager (GAM) auction details for display and video ads and offered insights into header bidding auctions. Its functionality to record ad slots on the webpage was crucial for verifying the ad-blocking process and detecting the number of webpage ads upon a visit.
- **Super Agent–Automatic Cookie Consent<sup>5</sup>:** This extension automated the acceptance of cookie consent forms across websites and ensured ads were loaded as they would be for users who consent to data collection and advertising upon a webpage visit. We configured this extension to accept cookies by default, standardizing the browsing conditions across webpage visits.

To conduct the browser-based experiment, each browser instance equipped with the above three extensions performed a series of steps in parallel. These steps included visiting a webpage to initiate the browsing session, using "Super Agent–Automatic Cookie Consent" to automatically detect and accept cookie notices to ensure that ads would load upon visiting the webpage, refreshing the webpage to ensure that the cookie consents were applied, and accurately capturing subsequent ad and HTTP request loadings using "Azerion Ad Expert" and "HTTP Recorder", respectively. Additionally, the browser would scroll through the webpage to mimic the engagement level of an average user reading through the homepage of a website and trigger additional ads or HTTP requests. The browser would then export ad and HTTP request data, as these metrics were essential for evaluating the ad blocker effectiveness. Finally, the browser would reset its state for each new website visit to ensure a clean and consistent starting point for each test.

In addition to automated data collection, we captured screenshots and HTML files during each website visit. These additional data sources provide further validation of ad blocker effectiveness and allow for manual verification of detected ads and trackers.

The "stateless" crawling approach emulated the sequential actions of users upon a webpage visit and ensured the experiment’s integrity by preventing data carry-over effects. By resetting the state after each website visit (i.e., a "stateless" crawling approach), the experimental setup guaranteed a uniform baseline for data collection, which is crucial for a valid comparative analysis.

<sup>4</sup><https://chromewebstore.google.com/detail/azerion-ad-expert/nndadbimjipilgfojofhpjjkhgflkihc>

<sup>5</sup><https://chromewebstore.google.com/detail/superagent-automatic-cook/neooppigbkahgfdhpbhccgpimeaaafi>



Table 1: Overview of manifest version 3 (MV3) and manifest version 2 (MV2) ad blockers used in the browser-based experiment. We report the "Number of Chrome Users" for each ad blocker from the Chrome Web Store as of August 16, 2024.

Ad Blocker Provider	#	Ad Blocker	Manifest Version (MV)	Version	Last Update Date	Number of Chrome Users
Adblock Plus	1	Adblock Plus - free ad blocker	2	3.25.1	April 3, 2024	45,000,000+
	2	Adblock Plus - free ad blocker	3	4.5.1	August 14, 2024	40,000,000+
AdGuard	3	AdGuard AdBlocker	2	4.3.53	May 30, 2024	13,000,000+
	4	AdGuard AdBlocker (MV3 Beta)	3	5.0.33	August 12, 2024	40,000+
Stands	5	Stands AdBlocker	2	2.1.24	August 13, 2024	1,000,000+
	6	Fair AdBlocker MV3 (Beta)	3	2.1.10	April 18, 2023	1,000+
uBlock	7	uBlock Origin	2	1.59.0	August 5, 2024	34,000,000+
	8	uBlock Origin Lite	3	2024.8.12.902	August 13, 2024	300,000+

Figure 2 visualizes this experimental setup and the sequence of steps. It clarifies the parallel operation of the browser instances and the approach we used to measure the effectiveness of the ad blockers.

We launched the browser-based experiment on November 27, 2024. To account for webpage dynamism, we conducted ten separate measurement runs. A descriptive analysis revealed little variance between those runs (see Appendix A.2), and we averaged the results for our analysis. Each website crawl took about 2 minutes on average. The total duration of the experiment for our main sample was around 60 hours and 54 minutes.

To ensure the cross-browser applicability of our findings, we also launched the browser-based experiment using the Firefox browser. However, conducting the browser-based experiment using the Firefox browser presents a key challenge: unlike in Chrome browser, we could not use the same set of MV3 and MV2 ad blockers. The Firefox browser has announced that it will continue supporting both MV3 and MV2 extensions in the future [46] and currently has no plans to phase out MV2 extensions. While this strategy ensures ongoing availability of MV2 ad blockers in the Firefox browser, it has also delayed the full adaption of ad blocker providers to MV3. As a result, only uBlock Origin provides both MV3 and MV2 instances in the Firefox browser. Complicating matters further, as of late 2024, the Firefox Add-ons Store<sup>6</sup> removed uBlock Origin Lite—uBlock’s MV3 instance—due to disagreements with its developer [47]. Although no longer listed in the Firefox Add-ons Store, uBlock Origin Lite remains available for manual installation in the Firefox browser. Despite these challenges, we conducted a limited version of our browser-based experiment using the Firefox browser to ensure the cross-browser applicability of our findings (see Section 6.4 and Appendix B.4).

### 5.3 Selection of Websites for the Browser-Based Experiment

For the main sample of our browser-based experiment, we selected ad-supported websites to observe the impact of ad blockers and evaluate their effectiveness. For this purpose, we utilized a curated list from HestiaLabs<sup>7</sup>, which comprised 195 websites. We selected these websites for their reliance on ad-

supported content and their use of the Prebid framework, guaranteeing compatibility with the Azerion Ad Expert extension (see Section 5.2). This compatibility is crucial for ensuring the extension accurately records the number of ads, especially for the baseline browser instance using no ad blocker.

After manually reviewing each website to ensure the ad blockers and Azerion Ad Expert operated as expected, we refined the list to 114 websites. We excluded websites that redirected users, used ad-blocking prevention mechanisms, or were inaccessible. The final list for our main sample represents 114 popular, ad-supported websites across 10 countries.

We also conducted the browser-based experiment on two additional stratified samples for robustness tests. We used BuiltWith<sup>8</sup> data of websites relying on the Prebid framework to conduct the stratified sampling: we stratified one sample by website employee count, yielding 191 websites, and another by Tranco<sup>9</sup> popularity rank [48], yielding 185 websites. These stratified samples captured varying levels of organizational resources and popularity and are more representative of the overall population of ad-supported websites, enhancing the generalizability of our findings (see Section 6.4 and Appendix B.1).

### 5.4 Definition of Two Metrics for Ad Blocker Effectiveness

We measured ad blockers’ ad-blocking and anti-tracking effectiveness using the number of blocked ads and the number of blocked trackers. To establish a baseline, we measured the number of ads and trackers on a website without ad blockers.

For the first metric, the number of blocked ads, we used the extension Azerion Ad Expert. As mentioned (see Section 5.2), this tool recorded the number of display ad slots on a website. By subtracting the baseline number of ads on the website from the measured number with the ad blocker, we obtained the measure of the number of blocked ads.

To validate the accuracy of these ad counts, we manually counted ads in collected screenshots from a random subsample of 100 website–ad-blocker observations. A Pearson correlation analysis showed a strong positive correlation ( $r = 0.90$ , 95% CI [0.86, 0.93],  $p < 0.001$ ), indicating high agreement be-

<sup>6</sup><https://addons.mozilla.org/en-US/firefox/>

<sup>7</sup><https://github.com/hesterAI/ad-radar>

<sup>8</sup><https://builtwith.com>

<sup>9</sup><https://tranco-list.eu>

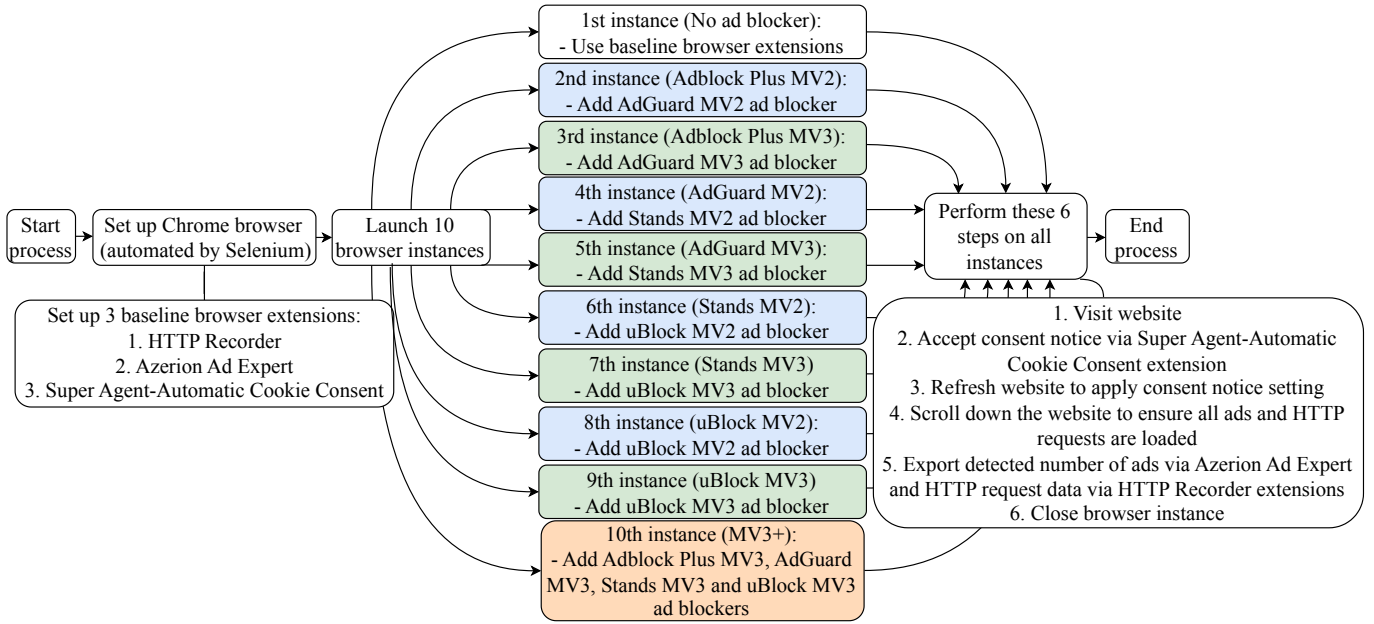


Figure 2: Illustration of the browser experiment and data collection process. We abbreviate manifest version 2 and manifest version 3 to "MV2" and "MV3", respectively. The blue-shaded cells represent the MV2 ad blocker group, which includes Adblock Plus MV2, AdGuard MV2, Stands MV2 and uBlock MV2 ad blockers. The green-shaded cells represent the MV3 ad blocker group, which includes Adblock Plus MV3, AdGuard MV3, Stands MV3 and uBlock MV3 ad blockers. The orange-shaded cell represents the MV3+ ad blocker group, which includes the four MV3 ad blockers (Adblock Plus MV3, AdGuard MV3, Stands MV3 and uBlock MV3 ad blockers).

tween our manual and the Azerion Ad Expert ad counts. The ad counts differed by more than one ad in only three website-ad-blocker observations, likely due to screenshots not always capturing the full webpage. These results show that Azerion Ad Expert accurately counts ads on webpages.

The second metric measures the number of blocked trackers. We measured this metric from collected HTTP request data. We identified the third-party domain (e.g., demdex.net) for each HTTP request (e.g., visiting the cnn.com website creates an HTTP request `https://dpm.demdex.net/id?d_visid_[...]`). Then, we cross-referenced that third-party domain with WhoTracks.me’s database<sup>10</sup> of known trackers (e.g., Adobe Audience Manager tracker uses a demdex.net domain; [49]). By subtracting the baseline number of trackers on a website from the measured number with the ad blocker, we obtained the measure of the number of blocked trackers.

## 6 RESULTS

### 6.1 Descriptive Results for Ad Blocker Effectiveness

Figure 3 presents box plots that summarize the number of blocked ads (Panel A) and trackers (Panel B) for MV3 and MV2 ad blockers as well as for the MV3+ ad blocker group.

**Blocked Ads (Panel A):** The distributions for the number of blocked ads are similar across ad blockers, indicating comparable ad-blocking effectiveness. MV2 ad blockers (Adblock Plus

MV2, AdGuard MV2, Stands MV2, and uBlock MV2) show medians ranging from about 2.15 to 2.55 blocked ads. Their MV3 counterparts exhibit similar medians—with the exception of Adblock Plus MV3, showing a lower median (around 2.10) and a minimum of  $-0.7$ . We obtain negative values when a website displays more ads with the ad blocker than without it (e.g., 12 ads with the ad blocker versus 10 without the ad blocker yields  $-2$  ads per website and browser instance). All ad blocker groups, including the MV3+ ad blocker group, consistently show an upper outlier at 13 blocked ads, indicating that certain websites repeatedly display a high number of ads.

**Blocked Trackers (Panel B):** The anti-tracking effectiveness varies among ad blockers. Adblock Plus’s MV3 and MV2 instances exhibit medians of about 17–17.8 blocked trackers, while AdGuard’s MV3 and MV2 instances yield medians of about 24 blocked trackers. In contrast, the uBlock’s MV3 and MV2 instances and the MV3+ ad blocker group show higher medians, around 34 blocked trackers. Although most ad blockers display similar central tendencies, some observations fall below 0 blocked trackers—for example, Stands MV2 reaches a minimum of  $-9$  blocked trackers, meaning that the number of blocked trackers sometimes exceeds the baseline. Notably, negative values appear for Stands MV2 but not for Stands MV3. Moreover, the MV3+ ad blocker group achieves a higher median anti-tracking effectiveness than several MV2 ad blockers (Adblock Plus MV2, AdGuard MV2, and Stands MV2) and is similarly higher than most MV3 ad blockers—except for uBlock MV3, whose anti-tracking effectiveness appears

<sup>10</sup><https://whotracks.me>



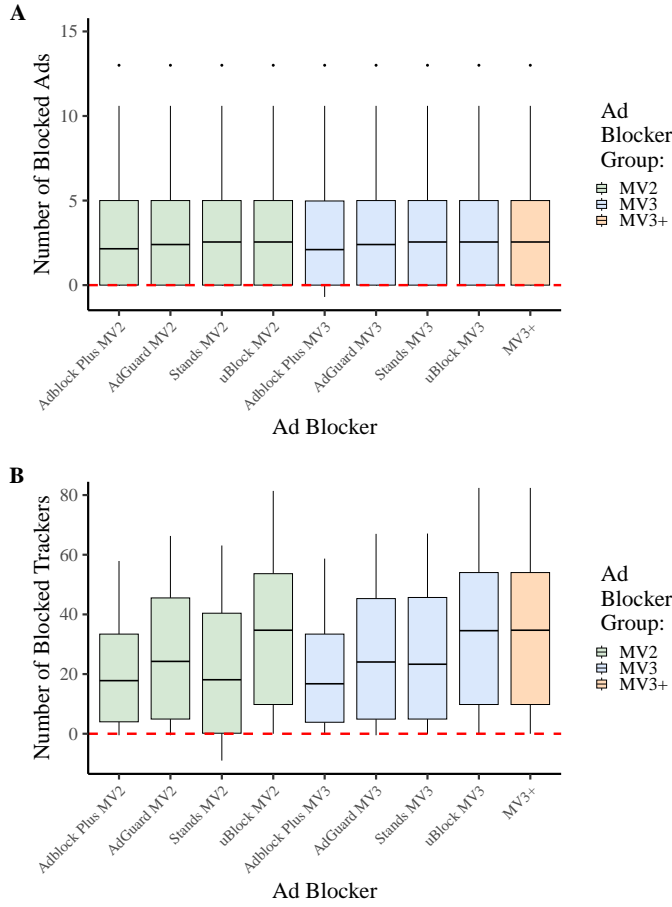


Figure 3: Distribution of the number of blocked ads (Panel A) and trackers (Panel B) per website and browser instance. The red dashed horizontal line at 0 highlights the threshold below which ad-blocking or anti-tracking effectiveness is negative. Multiplying the 9 browser instances (Adblock Plus MV2, Adblock Plus MV3, AdGuard MV2, AdGuard MV3, Stands MV2, Stands MV3, uBlock MV2, uBlock MV3, and MV3+) with the number of websites (114) yields the number of observations ( $N = 1,026$ ).

to drive the high anti-tracking effectiveness of the MV3+ ad blocker group.

## 6.2 Bi-Group Comparison: MV3 vs. MV2 Ad Blocker Effectiveness

Transitioning from descriptive results, we used an independent-sample t-test to compare the effectiveness of the MV3 and MV2 ad blocker groups, as depicted in Figure 4.

**Blocked Ads (Panel A):** Panel A of Figure 4 shows that there is no significant difference in ad-blocking effectiveness between the MV3 and MV2 ad blocker groups ( $\Delta = -0.04$ ,  $p = 0.92$ ). The mean number of blocked ads is about the same for both groups, and the error bars indicate similar variability within each group.

**Blocked Trackers (Panel B):** Similarly, Panel B of Figure 4 illustrates no significant difference in anti-tracking effective-

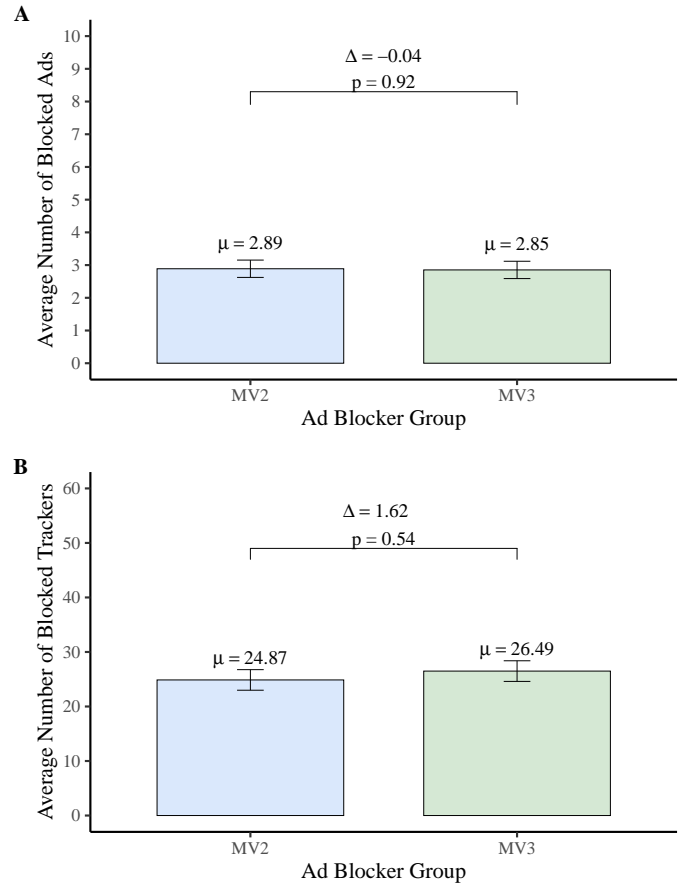


Figure 4: Number of blocked ads and trackers between manifest version 3 (MV3) and manifest version 2 (MV2) ad blocker groups. This figure shows independent t-test comparisons between the mean values of two ad blocker groups, namely MV3 and MV2, regarding the number of blocked ads (Panel A) and trackers (Panel B). The MV3 ad blocker group includes Adblock Plus MV3, AdGuard MV3, Stands MV3, and uBlock MV3 ad blockers, while the MV2 ad blocker group includes Adblock Plus MV2, AdGuard MV2, Stands MV2, and uBlock MV2 ad blockers. We exclude the MV3+ ad blocker group from these comparisons. Multiplying the 8 browser instances (Adblock Plus MV2, Adblock Plus MV3, AdGuard MV2, AdGuard MV3, Stands MV2, Stands MV3, uBlock MV2, uBlock MV3) with the number of websites (114) yields the number of observations ( $N = 912$ ). Error bars represent  $\pm 1$  SEs.

ness between the MV3 and MV2 ad blocker groups ( $\Delta = 1.62$ ,  $p = 0.54$ ). The slight difference in the mean number of blocked trackers is not statistically significant, and the variability, as indicated by the error bars, is comparable between the groups.

## 6.3 Individual Ad Blocker Comparisons: MV3 vs. MV2 and MV3+ vs. MV3 Ad Blocker Effectiveness

Next, we performed a series of independent-sample t-tests to compare the effectiveness of MV3 ad blockers from the same ad blocker providers to their MV2 counterparts, and the MV3+ ad blocker group to the individual MV3 ad blockers (Figure 5).

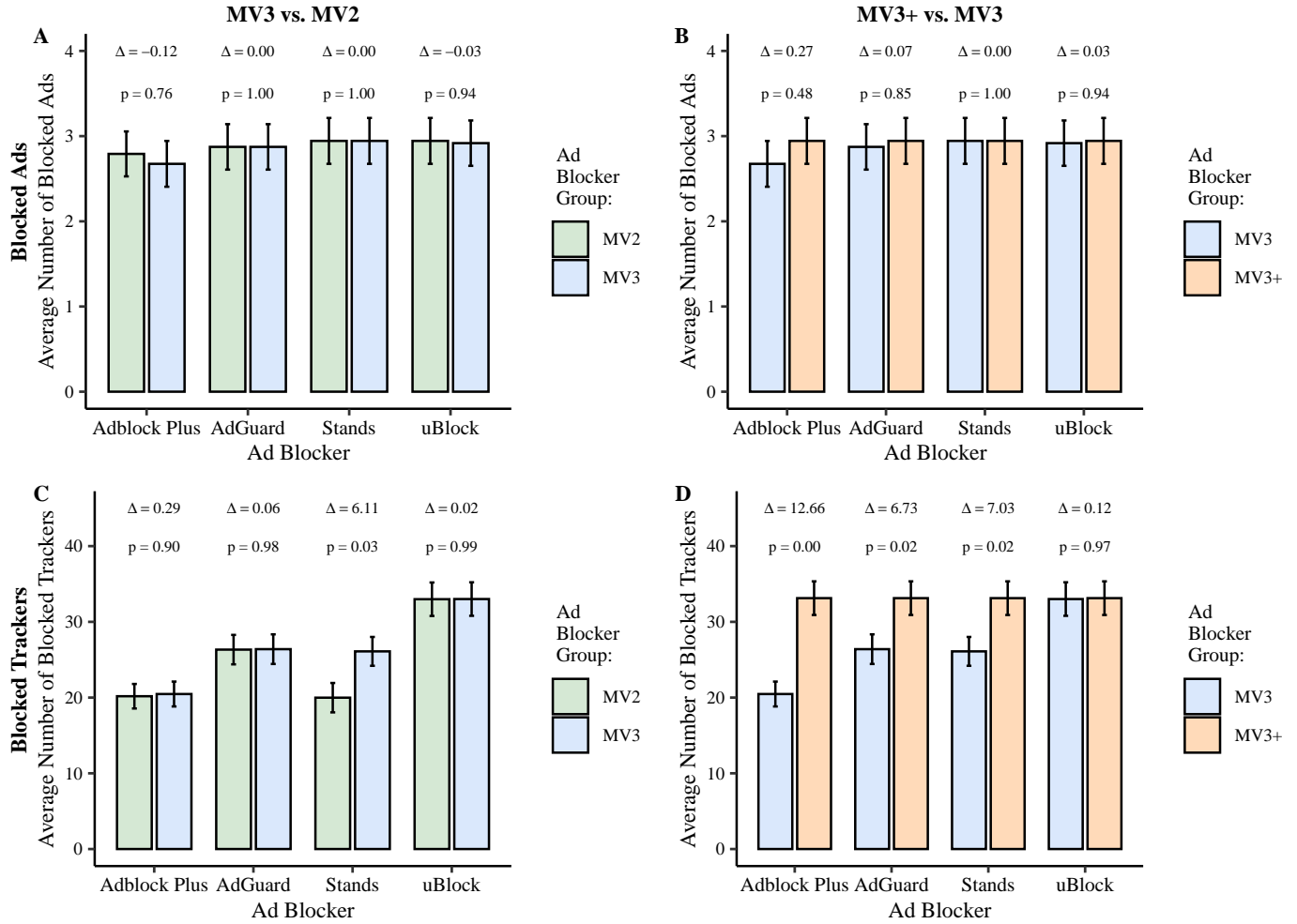


Figure 5: Number of blocked ads and trackers between individual ad blockers and the MV3+ ad blocker group. Panels A and C show independent t-test comparisons between the mean values of the MV3 and MV2 ad blockers for the number of blocked ads and trackers, respectively. We exclude the MV3+ ad blocker group from these comparisons. Multiplying the 8 browser instances (Adblock Plus MV2, Adblock Plus MV3, AdGuard MV2, AdGuard MV3, Standards MV2, Standards MV3, uBlock MV2, uBlock MV3) with the number of websites (114) yields the number of observations ( $N = 912$ ). Panels B and D show comparisons between the MV3+ ad blocker group and the individual MV3 ad blockers for the number of blocked ads and trackers, respectively. Multiplying the 5 browser instances (Adblock Plus MV3, AdGuard MV3, Standards MV3, uBlock MV3, and MV3+ ad blocker group) with the number of websites (114) yields the number of observations ( $N = 570$ ).

**Blocked Ads (Panels A and B):** In Panel A, the comparison between the MV3 and MV2 ad blockers reveals no significant differences in their ad-blocking effectiveness.

Likewise, in Panel B, comparisons between the MV3+ ad blocker group and the MV3 ad blockers yield no significant differences in their ad-blocking effectiveness.

**Blocked Trackers (Panels C and D):** Panel C, however, shows higher anti-tracking effectiveness for Standards MV3 compared to its MV2 instance ( $\Delta = 6.11$ ,  $p = 0.03$ ). The mean number of blocked trackers for Standards MV2 is about 20.0, while for Standards MV3 it is about 26.1. This increase of 6.11 blocked trackers represents a 30.5% improvement in anti-tracking effectiveness for Standards MV3:  $(\frac{26.1-20.0}{20.0}) \times 100\% = 30.5\%$ .

In Panel D, the comparison between the MV3+ ad blocker group and the MV3 ad blockers reveals higher anti-tracking effectiveness of the MV3+ ad blocker group compared to Adblock Plus MV3 ( $\Delta = 12.66$ ,  $p = 0.00$ ), AdGuard MV3 ( $\Delta = 6.73$ ,  $p = 0.02$ ), and Standards MV3 ( $\Delta = 7.03$ ,  $p = 0.02$ ). These results demonstrate that using multiple MV3 ad blockers simultaneously (MV3+) enhances anti-tracking effectiveness by about 61.8% over Adblock Plus MV3 [ $(\frac{12.66}{20.5}) \times 100\% = 61.8\%$ ], 25.4% over AdGuard MV3 [ $(\frac{6.73}{26.4}) \times 100\% = 25.4\%$ ], and 26.9% over Standards MV3 [ $(\frac{7.03}{26.1}) \times 100\% = 26.9\%$ ].

#### 6.4 Insights from Robustness Tests

In this section, we summarize the key findings from five robustness tests we conducted to verify the consistency and reliability

of our results. Table 2 summarizes the robustness tests, fundamental concerns they address, and their results. We provide more details in Appendix B.

The first robustness test (see Appendix B.1) examined whether our findings hold despite variations in sample size and website selection. We repeated our analyses on two separate stratified samples. These samples were stratified by website employee count and Tranco popularity rank, creating samples more representative of the overall population of websites in resources and popularity. The results remained consistent to those of our main sample, confirming the robustness of our findings.

The second robustness test (see Appendix B.2) uses alternative measures of ad blocker effectiveness, namely HTML file size of loaded websites and the number of blocked third-party domains. We measured the HTML file size (kb) of loaded websites as an alternative measure for ad-blocking and anti-tracking effectiveness of ad blockers. T-tests between the MV3 and MV2 instances of ad blockers increase confidence in our main results by showing mostly non-significant differences between manifest versions. An exception is the Stands MV3 ad blocker, which causes significantly lower HTML file sizes than its MV2 counterpart, in line with previous findings. Similarly, the number of blocked third-party domains is an alternative measure for anti-tracking effectiveness to the number of blocked trackers. While the number of blocked trackers is a measure derived from third-party domains cross-referenced with the WhoTracks.me database, sensitive to well-known trackers, the number of blocked third-party domains counts all distinct third-party domains blocked, offering a broader view of the ad blockers’ anti-tracking effectiveness. Despite possible variations due to this more granular measure, MV3 and MV2 ad blocker groups displayed the same anti-tracking effectiveness as before. Thus, the results of this robustness test remain consistent with our findings.

The third robustness test (see Appendix B.3) compared the first versions of MV3 ad blockers (AdGuard MV3 version 0.3.9 and uBlock MV3 version 0.1.22.806) with their MV2 counterparts. This comparison aimed to assess changes in their effectiveness over time, exploring whether ad blocker providers adapted to MV3’s restrictions. Interestingly, the early MV3 versions were equally effective as their later versions, suggesting that the effectiveness of MV3 ad blockers has remained mostly consistent over time. This finding suggests that when ad blocker providers first introduced their MV3 instances of ad blockers, they were likely confident in their effectiveness. The core functionality of these ad blockers did not fluctuate significantly across subsequent releases.

The fourth robustness test (see Appendix B.4) evaluated ad blocker effectiveness on the Firefox browser to address concerns that our Chrome results might be browser-specific. We conducted this robustness test with uBlock as it is currently the only ad blocker on Firefox with a MV3 and MV2 instance. As in our browser-based experiment, we developed a custom HTTP Recorder extension to count the number of blocked trackers, but counted the number of blocked ads per website manually—as Azerion Ad Expert is not available for Firefox browser. We found that our results on the Firefox browser align with those on Chrome browser, indicating that uBlock’s effectiveness remained consistent across browsers and manifest

versions. This result indicates that our findings are applicable across the two browsers.

Lastly, we conducted a fifth robustness test by visually inspecting the captured screenshots during the crawling process. These screenshots were taken as the browser scrolled through each webpage, allowing us to compare a subset of MV3 and corresponding MV2 browser instances (100 each) side by side. Our goal was to detect additional ad flickering, unintended blockage of legitimate content (breakage), or cosmetic differences. We expected any ad flickering to appear as discrepancies in ad counts visible in the screenshots but not reflected in our measured ad counts. However, we did not detect noteworthy ad flickering or breakage differences across manifest versions. We observed one instance where an ad was visible under the MV3 ad blocker but absent from our counts, along with five breakage incidents: four where the MV2 ad blocker mistakenly blocked legitimate content allowed by the MV3 ad blocker, and one where the MV3 ad blocker blocked legitimate content that the MV2 ad blocker did not. Despite the general consistency, our visual inspection revealed some cosmetic differences in the form of visible placeholders. In 14 out of 100 comparisons, placeholders were apparent under MV3 but not under MV2, whereas the opposite was true in 2 out of 100 instances. Thus, we conclude that the MV3 update does not introduce notable ad flickering or website breakage, though MV3 ad blockers occasionally produce a less visually appealing experience than their MV2 counterparts.

## 7 LIMITATIONS AND ETHICS

This study comes with several limitations. First, as in previous studies (e.g., [44]), this study faces limitations related to the dynamic behavior of websites and extensions. Specifically, it cannot verify whether websites consistently respect a user’s choice as dictated by extensions (e.g., Super Agent—Automatic Cookie Consent always accepting cookies across websites) or if an extension (e.g., an ad blocker) could malfunction, impacting the results. While we conducted preliminary testing and validation checks to ensure the browser-based experiment’s reliability, the possibility exists that website compatibility fluctuates. Although this would not affect the validity of our results, as these observations would be included as zero-counts in our data, future research efforts could focus on developing methods to verify the extensions’ actions and the websites’ responses more accurately. This would address whether websites consistently respect these automated choices and further ensure the reliable functioning of the used extensions in browser-based experiments.

Second, consistent with previous research [44], the automated browser-based experiment does not replicate all aspects of user interactions, such as visiting sub-pages of a website’s home page, which introduce different trackers than the website’s home page [50, 51, 52]. Future research could explore a broader range of user behaviors, including visiting sub-pages of a website’s home page, to mimic their real-world browsing behavior more closely.

Third, the study explores ad blocker effectiveness using a European IP address and default ad blocker settings on a select sample of websites focusing on display ads. Specifically, we ex-

Table 2: Summary of robustness tests.

Robustness Test	Fundamental Concern	Summary of Result	Appendix
Effectiveness of MV3 Ad Blockers Across Different Samples	Our main sample might not be representative of the overall population of websites; need for additional, more representative samples	Findings are consistent across two stratified samples (stratified by website employee count and Tranco popularity rank), confirming the robustness of our main results.	B.1
Alternative Measures for Ad Blocker Effectiveness	The original measures of ad blocker effectiveness might fail to capture certain types of ads or lesser known trackers; need for an alternative measures.	Results remain consistent using HTML file size (kb) of loaded websites and number of blocked third-party domains, confirming the robustness of our main results.	B.2
Effectiveness of Early MV3 Ad Blockers	Instances of early MV3 ad blockers might have been less effective; need to assess if their effectiveness changed over time.	Early MV3 instances are as effective as later ones; effectiveness has remained consistent over time.	B.3
Effectiveness of MV3 Ad Blockers on Firefox	Findings might be specific to Chrome; need to verify results across different browsers.	Results on Firefox align with those on Chrome; uBlock’s effectiveness remains consistent across browsers.	B.4
Visual Inspection of MV3 and MV2 Ad Blocker Screenshots	Potential ad flickering, unintended blockage of legitimate content or cosmetic differences might not be fully captured by our metrics.	We detected no noticeable ad flickering or website breakage in screenshots; we observed some differences in website cosmetic placeholders.	X

aminated four popular ad blockers, which does not represent the full ecosystem of ad blockers. Further, we focused on a select number of popular websites, which are likely skewed towards more popular ad vendors. We also primarily investigated header bidding ads served via Prebid framework, potentially missing other types of served ads (e.g., waterfall-style bidding). These choices provide a conservative estimate of ad blocker effectiveness, potentially missing the variability introduced by different geographic locations, ad blocker settings, and ad types, including video ads. Future work could examine these dimensions to uncover ad blocker effectiveness across diverse online environments and ad types.

Fourth, our study cannot exclude that any future changes to the Chrome extension ecosystem might hinder ad blocker effectiveness or that ad blocker providers get crowded out in the long term (e.g., through increased development and maintenance costs). Future examination of ad blocker effectiveness might therefore reveal nuanced results.

Our study has no conflicts of interest; we are not affiliated with Google (Alphabet) or any ad blocker provider, and our research is independently funded. The browser-based experiment generated automated website visits, which have affected ad impressions. However, the impact is negligible given the limited number of website visits and the scale of online advertising.

## 8 CONCLUSION

This study evaluated the impact of the MV3 update on ad blocker effectiveness, focusing on their ad-blocking and anti-tracking effectiveness. The study relied on a browser-based experiment that tested four popular ad blockers across several

website samples and two browsers. The key findings of this study are:

- **RQ1: Effectiveness Among MV3 and MV2 Ad Blocker Groups.** The study revealed no statistically significant difference in the number of blocked ads or trackers between MV3 and MV2 groups of ad blockers. This result suggests that, contrary to concerns, the MV3 update did not reduce the ad-blocking or anti-tracking effectiveness of ad blockers.
- **RQ2: Variability in Effectiveness Among Individual Ad Blockers.** While the ad-blocking effectiveness remained consistent between MV3 and MV2 instances for most ad blockers, the Stands MV3 ad blocker blocked 6 more trackers than its MV2 counterpart, indicating a 30.5% improvement in anti-tracking effectiveness. This result suggests that the Stands ad blocker provider may have optimized their ad blocker to MV3 or that the MV3 update allows for enhanced anti-tracking effectiveness.
- **RQ3: Enhanced Anti-Tracking Effectiveness with Multiple MV3 Ad Blockers.** Contrary to the initial concerns of some ad blocker providers, using multiple MV3 ad blockers simultaneously did not reduce their ad-blocking effectiveness. Instead, it significantly enhances their anti-tracking effectiveness. Specifically, the combination of multiple MV3 ad blockers (Adblock Plus MV3, AdGuard MV3, Stands MV3, and uBlock MV3) blocks around 13 more trackers (61.8%) than Adblock Plus MV3 alone, 7 more trackers (25.4%) than AdGuard MV3 alone, and 7 more trackers (26.9%) than Stands MV3 alone. This improvement in anti-tracking effectiveness is driven

by the inclusion of the uBlock MV3 ad blocker in the combination, and it is likely due to uBlock’s stronger anti-tracking default configurations after installation—as highlighted in related work [25, 26]. This finding indicates that concerns regarding the combined use of MV3 ad blockers were unfounded. Notably, this finding represents increased privacy and security for a privacy-aware user who uses multiple MV3 ad blockers simultaneously.

In conclusion, this study contributes to understanding the impact of the MV3 update on ad blocker effectiveness. The findings indicate that MV3 ad blockers are as effective as their MV2 counterparts in blocking ads and trackers, and in some cases, may offer improved anti-tracking effectiveness. Results are consistent across different website samples, alternative effectiveness metrics, and over time. Moreover, cross-browser experiments yield comparable outcomes, and visual inspection confirms that MV3 ad blockers work effectively without significant ad flickering or loss of functionality. Still, MV3 ad blockers tend to offer a slightly less visually appealing browsing experience than their MV2 counterparts, mainly due to the increased visibility of cosmetic placeholders. These findings are reassuring for users who rely on ad blockers for a more private and ad-free browsing experience. The findings also highlight the successful adaptation of ad blocker providers to the MV3 update.

## ACKNOWLEDGEMENTS

This project has received funding from the European Research Council (ERC) under the European Union’s Horizon 2020 research and innovation program (grant agreement No. 833714). Lazaros Papadopoulos acknowledges financial support from the German Academic Exchange Service (DAAD) and also German Research Foundation (DFG) under the TRR266 program (Project-ID 403041268).

## REFERENCES

- [1] Alisa Frik, Amelia M. Haviland, and Alessandro Acquisti. The impact of ad-blockers on product search and purchase behavior: A lab experiment. In *Proceedings of the 29th USENIX Conference on Security Symposium, SEC’20*, pages 163–179. USENIX Association, August 2020. ISBN 978-1-939133-17-5. URL <https://www.usenix.org/conference/usenixsecurity20/presentation/frik>.
- [2] Arthur Gervais, Alexandros Filios, Vincent Lenders, and Srdjan Capkun. Quantifying web adblocker privacy. In Simon N. Foley, Dieter Gollmann, and Einar Snekkens, editors, *Computer Security – ESORICS 2017*, pages 21–42, Cham, 2017. Springer International Publishing. doi: 10.1007/978-3-319-66399-9\_2. URL [https://link.springer.com/chapter/10.1007/978-3-319-66399-9\\_2](https://link.springer.com/chapter/10.1007/978-3-319-66399-9_2).
- [3] Ashish Kumar Singh and Vidyasagar Potdar. Blocking online advertising - a state of the art. In *Proceedings of the 2009 IEEE International Conference on Industrial Technology, ICIT ’09*, pages 1–10, Washington, DC, 2009. IEEE Computer Society. ISBN 9781424435067. doi: 10.1109/ICIT.2009.4939739. URL <https://doi.org/10.1109/ICIT.2009.4939739>.
- [4] Brian Dean. Ad blocker usage and demographic statistics, 2024. URL <https://backlinko.com/ad-blocker-s-users>.
- [5] Matt Frisbie. *Building Browser Extensions: Create Modern Extensions for Chrome, Safari, Firefox, and Edge*. Apress, Berkeley, CA, 1st. edition, 2023. ISBN 978-1-4842-8724-8 978-1-4842-8725-5. doi: <https://doi.org/10.1007/978-1-4842-8725-5>.
- [6] Pablo Picazo-Sanchez, Lara Ortiz-Martin, Gerardo Schneider, and Andrei Sabelfeld. Are chrome extensions compliant with the spirit of least privilege? *International Journal of Information Security*, 21(6):1283–1297, December 2022. doi: 10.1007/s10207-022-00610-w. URL <https://link.springer.com/article/10.1007/s10207-022-00610-w>.
- [7] David Li and Simeon Vincent. Manifest V3 Now Available on M88 Beta, 2020. URL <https://blog.chromium.org/2020/12/manifest-v3-now-available-on-m88-beta.html>.
- [8] Devlin Cronin. Improving Security and Privacy for Extensions Users, 2019. URL <https://security.googleblog.com/2019/06/improving-security-and-privacy-for.html>.
- [9] James Wagner. Trustworthy Chrome Extensions, by Default, 2018. URL <https://blog.chromium.org/2018/10/trustworthy-chrome-extensions-by-default.html>.
- [10] Daly Barnett. Chrome Users Beware: Manifest V3 Is Deceitful and Threatening, 2021. URL <https://www.eff.org/deeplinks/2021/12/chrome-users-beware-manifest-v3-deceitful-and-threatening>.
- [11] Ron Amadeo. Chrome’s next weapon in the war on ad blockers: Slower extension updates, 2023. URL <https://arstechnica.com/google/2023/12/chromes-next-weapon-in-the-war-on-ad-blockers-slower-extension-updates/?comments-page=1#comments>.
- [12] Emma Roth. Google chrome’s ublock origin phaseout has begun, 2024. URL <https://www.theverge.com/2024/10/15/24270981/google-chrome-ublock-origin-phaseout-manifest-v3-ad-blocker>.
- [13] Alessandro Acquisti, Laura Brandimarte, and George Loewenstein. Privacy and human behavior in the age of information. *Science*, 347(6221):509–514, January 2015. doi: 10.1126/science.aaa1465. URL <https://www.science.org/doi/abs/10.1126/science.aaa1465>.
- [14] Anna Koroleva. Manifesting change: Adguard ad blocker on mv3 moves from prototype to beta, 2024. URL <https://adguard.com/en/blog/adguard-mv3-beta.html>.
- [15] Raymond Hill. Frequently asked questions (faq), 2024. URL [https://github.com/uBlockOrigin/uBOL-home/wiki/Frequently-asked-questions-\(FAQ\)](https://github.com/uBlockOrigin/uBOL-home/wiki/Frequently-asked-questions-(FAQ)).
- [16] Adblock Plus. Adblock plus and the change to manifest v3, 2024. URL <https://blog.adblockplus.org/b>

- log/how-adblock-plus-is-getting-ready-for-manifest-v3.
- [17] Ana-Gabriela. Navigating google chrome’s manifest v3: Tips for ad blockers & solutions, 2024. URL <https://www.standsapp.org/blog/google-chrome-manifest-v3-ad-blocker-tips-solutions/>.
  - [18] Martin Brinkmann. uBlock Origin Minus: An Experimental Manifest V3 Compatible Extension, 2022. URL <https://www.ghacks.net/2022/09/09/ublock-origin-minus-an-experimental-manifest-v3-compatible-extension/>.
  - [19] Ghostery. Ublock origin stopped working - manifest v3, 2023. URL <https://www.ghostery.com/blog/ublock-origin-stopped-working-manifestv3>.
  - [20] Andrey Meshkov. Answering all questions about Manifest V3, 2023. URL <https://adguard.com/en/blog/chrome-manifest-v3-where-we-stand.html>.
  - [21] Sofia Orlova and Anna Alpatkina. AdGuard Browser Extension v4.2: Ready for MV3, 2023. URL <https://adguard.com/en/blog/adguard-browser-extension-v4-2.html>.
  - [22] Dmitriy Seregin. AdGuard Publishes the World’s First Ad Blocker Built on Manifest V3, 2022. URL <https://adguard.com/en/blog/adguard-mv3.html>.
  - [23] Kevin Borgolte and Nick Feamster. Understanding the Performance Costs and Benefits of Privacy-Focused Browser Extensions. In *Proceedings of the Web Conference 2020*, WWW ’20, pages 2275–2286, New York, NY, 2020. Association for Computing Machinery (ACM). ISBN 9781450370233. doi: 10.1145/3366423.3380292. URL <https://doi.org/10.1145/3366423.3380292>.
  - [24] Kiran Garimella, Orestis Kostakis, and Michael Mathioudakis. Ad-blocking: A study on performance privacy and counter-measures. In *Proceedings of the 2017 ACM on Web Science Conference*, WebSci ’17, pages 259–262, New York, NY, June 2017. Association for Computing Machinery (ACM). ISBN 9781450348966. doi: 10.1145/3091478.3091514. URL <https://doi.org/10.1145/3091478.3091514>.
  - [25] Georg Merzdovnik, Markus Huber, Damjan Buhov, Nick Nikiforakis, Sebastian Neuner, Martin Schmiedecker, and Edgar Weippl. Block me if you can: A large-scale study of tracker-blocking tools. In *2017 IEEE European Symposium on Security and Privacy (EuroS&P)*, pages 319–333, Paris, France, 2017. IEEE. doi: 10.1109/EuroSP.2017.26.
  - [26] Craig E. Wills and Doruk C. Uzunoglu. What ad blockers are (and are not) doing. In *2016 Fourth IEEE Workshop on Hot Topics in Web Systems and Technologies (HotWeb)*, pages 72–77, Washington, DC, October 2016. IEEE. doi: 10.1109/HotWeb.2016.21.
  - [27] Jonathan R. Mayer and John C. Mitchell. Third-party web tracking: Policy and technology. In *2012 IEEE Symposium on Security and Privacy*, pages 413–427, San Francisco, CA, 2012. IEEE. doi: 10.1109/SP.2012.47. URL <http://ieeexplore.ieee.org/document/6234427/>.
  - [28] David Li. The Transition of Chrome Extensions to Manifest V3, 2021. URL <https://developer.chrome.com/blog/mv2-transition>.
  - [29] Google. Manifest v2 support timeline, 2024. URL <https://developer.chrome.com/docs/extensions/develop/migrate/mv2-deprecation-timeline>.
  - [30] Jamila Kaya and Jacob Rickerd. Security Researchers Partner With Chrome To Take Down Browser Extension Fraud Network Affecting Millions of Users, 2020. URL <https://duo.com/labs/research/crxcavator-malvertising-2020>.
  - [31] Lily Hay Newman. Google Bans All Cryptomining Extensions From the Chrome Store, 2018. URL <https://www.wired.com/story/google-bans-all-cryptomining-extensions-from-the-chrome-store/>.
  - [32] Simeon Vincent. Web Request and Declarative Net Request: Explaining the impact on Extensions in Manifest V3, 2019. URL <https://blog.chromium.org/2019/06/web-request-and-declarative-net-request.html>.
  - [33] W3C Browser Extensions Community Group. Browser extensions community group, 2023. URL <https://www.w3.org/community/browserext/>.
  - [34] Oliver Dunk. Improving content filtering in Manifest V3, 2023. URL <https://developer.chrome.com/blog/improvements-to-content-filtering-in-manifest-v3>.
  - [35] Ghostery. Manifest V3: The Ghostery Perspective, 2021. URL <https://www.ghostery.com/blog/manifest-v3-the-ghostery-perspective>.
  - [36] Andrey Meshkov. Objects in Manifest V3 Are Closer than They Appear — and It’s Not Good News, 2021. URL <https://adguard.com/en/blog/manifestv3-timeline.html>.
  - [37] Ana Czyżewska, Justin Wernick, and Rowan Deysel. Chrome extensions: Eyeo’s journey to testing service worker suspension, 2024. URL <https://developer.chrome.com/blog/eyeos-journey-to-testing-mv3-service%20worker-suspension>.
  - [38] Ashwin. Brave browser will support manifest v2 extensions after manifest v3 update, 2022. URL <https://www.ghacks.net/2022/09/29/brave-browser-manifest-v2-extensions-after-v3-update/>.
  - [39] Rebecca Balebako, P. Leon, Richard Shay, Blase Ur, and Yang Wang. Measuring the Effectiveness of Privacy Tools for Limiting Behavioral Advertising. In *Web 2.0 Security and Privacy Workshop*, San Francisco, CA, May 2012. IEEE. URL <https://www.ieee-security.org/TC/W2SP/2012/>.
  - [40] Steven Englehardt and Arvind Narayanan. Online tracking: A 1-million-site measurement and analysis. In *Proceedings of the 2016 ACM SIGSAC Conference on Computer and Communications Security*, CCS ’16, pages 1388–1401, New York, NY, October 2016. Association for Computing Machinery (ACM). ISBN 9781450341394. doi: 10.1145/2976749.2978313. URL <https://doi.org/10.1145/2976749.2978313>.



- [41] Muhammad Ikram and Mohamed Ali Kaafar. A First Look at Mobile Ad-Blocking Apps. In *2017 IEEE 16th International Symposium on Network Computing and Applications (NCA)*, pages 1–8, Cambridge, MA, October 2017. IEEE. doi: 10.1109/NCA.2017.8171376. URL <https://ieeexplore.ieee.org/abstract/document/8171376>.
- [42] Matthew Malloy, Mark McNamara, Aaron Cahn, and Paul Barford. Ad blockers: Global prevalence and impact. In *Proceedings of the 2016 Internet Measurement Conference, IMC ’16*, pages 119–125, Santa Monica, CA, 2016. Association for Computing Machinery (ACM). ISBN 978-1-4503-4526-2. doi: 10.1145/2987443.2987460. URL <https://doi.org/10.1145/2987443.2987460>.
- [43] Nikolaos Pantelaios and Alexandros Kapravelos. Manifest v3 unveiled: Navigating the new era of browser extensions, April 2024.
- [44] Nurullah Demir, Tobias Urban, Norbert Pohlmann, and Christian Wressnegger. A large-scale study of cookie banner interaction tools and their impact on users’ privacy. *Proceedings on Privacy Enhancing Technologies (PoPETs)*, 2024(1):5–20, January 2024. doi: 10.56553/popets-2024-0002. URL <https://petsymposium.org/popets/2024/popets-2024-0002.php>.
- [45] Amit Datta, Michael Carl Tschantz, and Anupam Datta. Automated experiments on ad privacy settings: A tale of opacity, choice, and discrimination. *Proceedings on Privacy Enhancing Technologies (PoPETs)*, 2015(1):92–112, April 2015. doi: 10.1515/popets-2015-0007. URL <https://petsymposium.org/popets/2015/popets-2015-0007.php>.
- [46] Edward Sullivan. Manifest v3 & manifest v2 (march 2024 update), 2024. URL <https://blog.mozilla.org/add-ons/2024/03/13/manifest-v3-manifest-v2-march-2024-update/>.
- [47] NoahDurham. uBOL Version Updates Missing in Firefox Add-Ons Store #197, 2024. URL <https://github.com/uBlockOrigin/uBOL-home/issues/197>.
- [48] Victor Le Pochat, Tom Van Goethem, Samaneh Tajalizadehkhoob, Maciej Korczynski, and Wouter Joosen. Tranco: A research-oriented top sites ranking hardened against manipulation. In *Proceedings 2019 Network and Distributed System Security Symposium, NDSS 2019*, pages 1–15, San Diego, CA, February 2019. Internet Society. doi: 10.14722/ndss.2019.23386. URL <http://dx.doi.org/10.14722/ndss.2019.23386>.
- [49] Arjaldo Karaj, Sam Macbeth, Rémi Berson, and Josep M. Pujol. WhoTracks.me: Shedding Light on the Opaque World of Online Tracking, April 2018.
- [50] Waqar Aqeel, Balakrishnan Chandrasekaran, Anja Feldmann, and Bruce M. Maggs. On Landing and Internal Web Pages: The Strange Case of Jekyll and Hyde in Web Performance Measurement. In *Proceedings of the ACM Internet Measurement Conference, IMC’ 20*, pages 680–695, New York, NY, October 2020. Association for Computing Machinery (ACM). ISBN 978-1-4503-8138-3. doi: 10.1145/3419394.3423626. URL <https://doi.org/10.1145/3419394.3423626>.
- [51] Nurullah Demir, Matteo Groß e Kampmann, Tobias Urban, Christian Wressnegger, Thorsten Holz, and Norbert Pohlmann. Reproducibility and Replicability of Web Measurement Studies. In *Proceedings of the ACM Web Conference 2022, WWW ’22*, pages 533–544, New York, NY, 2022. Association for Computing Machinery (ACM). ISBN 9781450390965. doi: 10.1145/3485447.3512214. URL <https://doi.org/10.1145/3485447.3512214>.
- [52] Tobias Urban, Martin Degeling, Thorsten Holz, and Norbert Pohlmann. Beyond the front page: Measuring third party dynamics in the field. In *Proceedings of The Web Conference 2020, WWW ’20*, pages 1275–1286, New York, NY, 2020. Association for Computing Machinery (ACM). ISBN 978-1-4503-7023-3. doi: 10.1145/3366423.3380203. URL <https://doi.org/10.1145/3366423.3380203>.

## A SUPPLEMENTARY MATERIAL

### A.1 Overview of Related Work on Ad Blocker Effectiveness

Table 3 summarizes related work on ad blocker effectiveness, highlighting the measures for ad-blocking and anti-tracking effectiveness, analyzed manifest version(s), and key findings.

### A.2 Variance Analysis for Browser-Based Experiment

In this section, we evaluate the consistency of our results across multiple runs of the browser-based experiment. Using variance analysis, we examine how much the results—specifically, the number of blocked ads and trackers—change when we repeat the runs of the browser-based experiment several times.

We use statistical measures of standard deviation (SD) and coefficient of variation (CV) to assess the consistency of the results. A low CV indicates that the results are consistent and do not vary much between runs. Table 4 presents the results of a variance analysis for ten separate measurement runs of our browser-based experiment involving a main sample of 114 websites.

Table 4: Variance analysis for the number of blocked ads and trackers across ten runs of browser-based experiment. CV means coefficient of variation. Multiplying the 9 browser instances (Adblock Plus MV2, Adblock Plus MV3, AdGuard MV2, AdGuard MV3, Stands MV2, Stands MV3, uBlock MV2, uBlock MV3, and MV3+) with the number of websites (114) yields the number of observations ( $N = 1,026$ ).

Metric	Blocked Ads	Blocked Trackers
Average SD	0.54	2.91
Average CV	0.21	0.25
No deviation	536 (52.24%)	170 (16.57%)
Max-min difference $\leq 1$	727 (70.86%)	258 (25.15%)
N	1,026	1,026

Across these ten runs, the results are consistent, with coefficients of variation of 0.21 and 0.25 for the number of blocked ads and trackers, respectively. For blocked ads, in over half of the cases (52.24%), the number did not change between runs. In 70.86% of cases, the difference between the highest and lowest number of blocked ads was only one ad. The results for blocked trackers are similarly consistent, though absolute measures are higher due to a greater mean occurrence of trackers.

These results indicate that the ad blockers performed similarly across different runs of the browser-based experiment, yielding consistent results for our two metrics.

## B ROBUSTNESS TESTS

### B.1 Effectiveness of MV3 Ad Blockers Across Different Samples

To validate our individual ad blocker comparisons, we repeated our independent-sample t-test analyses on two separate stratified samples.

In our sample stratified by website employee count, we collected data from 191 websites and 9 browser instances, yielding 1,719 observations. In our sample stratified by Tranco popularity rank, we collected data from 185 websites and 9 browser instances, yielding 1,665 observations. For both stratified samples, we performed independent-sample t-tests comparing the MV3 to MV2 ad blockers (excluding the MV3+ ad blocker group) and then compared the MV3+ ad blocker group to the MV3 ad blockers.

Figures 6 and 7 display the results for our samples stratified by website employee count and Tranco popularity rank, respectively. In each figure, Panels A and C show comparisons between MV3 and MV2 ad blockers for the number of blocked ads and trackers, while Panels B and D show comparisons between the MV3+ ad blocker group and the MV3 ad blockers.

For our sample stratified by website employee count, we observed no significant differences in the number of blocked ads between the MV3 and MV2 ad blockers, while for the number of blocked trackers, the Stands MV3 ad blocker outperformed its MV2 counterpart ( $\Delta = 7.03$ ,  $p = 0.03$ ). When comparing the MV3+ ad blocker group to the standalone MV3 ad blockers, we observed no significant differences in the number of blocked ads; however, for anti-tracking effectiveness (i.e., the number of blocked trackers) the MV3+ ad blocker group outperformed all standalone MV3 ad blockers except uBlock MV3.

Similarly, in our sample stratified by Tranco popularity rank, the MV3 and MV2 ad blockers did not differ significantly in the number of blocked ads or trackers. Again, the MV3+ ad blocker group significantly outperformed the standalone MV3 ad blockers in blocking trackers for Adblock Plus MV3, AdGuard MV3, and Stands MV3, whereas uBlock MV3 showed no significant difference.

Together, these robustness tests across two stratified samples confirm that our findings hold despite variations in sample sizes and website selection.

### B.2 Alternative Measures for MV3 Ad Blockers Effectiveness

In this robustness test, we address limitations identified in Section 5.4 regarding our measures for ad blocker effectiveness.

We used the HTML file size (kb) of loaded websites under the usage of MV3 and MV2 ad blockers as an alternative, broader measure for ad-blocking and anti-tracking effectiveness of ad blockers. This measure follows the logic that successful blockage of unwanted ads and trackers, reduces the overall size of the loaded content.

Table 5 reports descriptive and t-test statistics of this robustness test. Specifically, we compared each MV3 ad blocker to its MV2 counterpart. The results of these tests increase confidence in our main findings, by showing no significant differences between most MV3 and MV2 instances of ad blockers.

Table 3: Overview of related work on ad blocker effectiveness. We arrange the table based on the year of publication. We abbreviate manifest version 2 to "MV2" and manifest version 3 to "MV3".

Author	Measure(s) of Ad Blocker Effectiveness		Ad Blocker Version(s) Used for Comparisons		Key Finding(s) on Ad Blocker Effectiveness
			MV2	MV3	
Wills and Uzunoglu (2016)	✗	Number of blocked unique domains in HTTP requests	✓	✗	Different ad blockers have varying levels of effectiveness. By default, uBlock has the best anti-tracking effectiveness, while Blur and Disconnect offer limited protection against trackers. Instead, Ghostery, Adblock Plus, and AdGuard require manual configuration to provide significant anti-tracking effectiveness.
Garimella et al. (2017)	Total size of downloaded and uploaded data; cumulative time for loading the website; wall-clock time for loading the website	Number of blocked HTTP requests; number of blocked unique domains in HTTP requests	✓	✗	uBlock has improved ad-blocking and anti-tracking effectiveness while preserving user privacy compared to other analyzed ad blockers. However, using ad blockers may not always make websites load faster because ad blockers can add extra trackers to the website, harming users' privacy.
Merzdovnik et al. (2017)	✗	Number of blocked HTTP requests; number of blocked unique domains in HTTP requests	✓	✗	Some ad blockers like uBlock, Disconnect, Ghostery, and PrivacyBadger have good anti-tracking effectiveness against many commonly used trackers. However, they often struggle to block fingerprinting scripts and less commonly used trackers.
Borgolte and Feamster (2020)	✗	Number of blocked (HTTP) resources and cookies	✓	✗	Ad blockers can improve user privacy and browsing experience by reducing website load time, data transfers, and processor usage, providing additional benefits from anti-tracking effectiveness.
This study	Number of blocked ads	Number of blocked trackers	✓	✓	All four ad blockers (Adblock Plus, AdGuard, Stands, uBlock) have equal ad-blocking effectiveness in their MV3 instances compared to their MV2 counterparts. Yet, the ad blocker Stands has improved anti-tracking effectiveness in its MV3 instance compared to its MV2 counterpart.

The only exception is the Stands ad blocker, where the MV3 instance yields a significantly lower HTML file size than the MV2 instance. These observations are consistent with our previous findings.

Table 5: HTML file size (kb) comparison for ad-blocking and anti-tracking effectiveness of ad blockers. Multiplying the number of websites (114) with the number of runs (10) for each browser instance (e.g., Adblock Plus MV2) yields the number of observations per browser instance ( $N = 1,140$ ).

Condition	N (each)	MV2		MV3		Comparison	
		mean	SD	mean	SD	t-stat	p-val
Adblock Plus	1,140	884.77	623.90	886.34	622.47	-0.06	0.95
AdGuard	1,140	888.79	623.66	887.98	624.49	0.03	0.98
Stands	1,140	1113.29	642.82	904.72	638.39	7.77***	0.00
uBlock	1,140	693.69	584.60	693.43	585.29	0.01	0.99

To overcome shortcomings in our number of blocked trackers measure, we used the number of blocked third-party domains as an alternative, more granular measure of ad blockers' anti-tracking effectiveness.

Unlike the number of blocked trackers, derived from third-party domains cross-referenced with the WhoTracks.me database, the number of blocked third-party domains is based directly on HTTP request data from the browser-based experiment (see Section 5.2). This measure counts all distinct third-party domains blocked by each ad blocker, offering a more nuanced view of their anti-tracking effectiveness.

Figure 8 shows independent t-test comparisons based on this alternative measure.

In Panel A, we find no significant differences between the MV3 and MV2 ad blockers in the number of blocked domains for all ad blockers—except for Stands ( $\Delta = 10.06$ ,  $p = 0.02$ ). In Panel

B, when comparing the MV3+ ad blocker group to the standalone MV3 ad blockers, the MV3+ ad blocker group blocks more domains than Adblock Plus MV3 ( $\Delta = 10.44$ ,  $p < 0.01$ ), AdGuard MV3 ( $\Delta = 3.78$ ,  $p = 0.08$ ), and Stands MV3 ( $\Delta = 3.90$ ,  $p = 0.07$ ), while uBlock MV3 shows no significant difference ( $\Delta = 0.02$ ,  $p = 0.99$ ). These results confirm a consistent pattern in anti-tracking effectiveness across both measures.

### B.3 Effectiveness of Early MV3 Ad Blockers

This robustness test investigates whether the early versions of MV3 ad blockers were less effective immediately following their release than their later versions. It addresses concerns about potential adaptations by ad blocker providers regarding MV3’s restrictions over time.

We replicated the browser-based experiment using the first available versions of AdGuard MV3 (version 0.3.9) and uBlock MV3 (version 0.1.22.806) ad blockers. We excluded Adblock Plus and Stands ad blockers due to the availability of only a single version (Adblock Plus 4.5.1; Stands 2.1.10) in MV3, which we had already included in Table 1.

This robustness test thus compares the effectiveness of these early versions against their MV2 counterparts. Figure 9 presents independent t-test comparisons for the number of blocked ads (Panel A) and blocked trackers (Panel B).

For the number of blocked ads, we found no significant differences between the early MV3 and MV2 versions for both AdGuard and uBlock  $\Delta = 0.00$ ,  $p = 1.00$ . Similarly, for the number of blocked trackers, early MV3 ad blockers did not differ significantly from their MV2 counterparts (for AdGuard,  $\Delta = -0.12$ ,  $p = 0.96$ ; for uBlock,  $\Delta = 0.09$ ,  $p = 0.97$ ). Moreover, comparisons between the MV3+ ad blocker group and the early MV3 configurations revealed no significant differences in either measure.

These results are consistent with those in Figure 3, showing that the initial MV3 ad blockers were as effective as their later versions. This consistency across different versions of MV3 ad blockers as compared to their MV2 counterparts suggests that the effectiveness of MV3 ad blockers has remained consistent over time. This outcome suggests that ad blocker providers debuted their MV3 instances of ad blockers with confidence in their effectiveness, as their core functionality did not fluctuate significantly across subsequent releases.

### B.4 Effectiveness of MV3 Ad Blockers on Firefox

A potential concern is that our Chrome-based results might be specific to that browser. To address this concern, we evaluated ad blocker effectiveness on Firefox browser to ensure cross-browser applicability of our findings.

On Firefox, we found only uBlock available in both MV2 and MV3 instances. Because Firefox does not support the Azeion Ad Expert extension, we manually counted the number of blocked ads, and we used a custom extension to record the tracker data, mirroring our methodology for Chrome (see Section 5.2).

Figure 10 presents independent t-test comparisons for uBlock MV3 vs. MV2 instances on Firefox. For the number of blocked

ads, the MV3 and MV3 instances showed no significant difference ( $\Delta = -0.01$ ,  $p = 0.97$ ). For the number of blocked trackers, we also found no significant differences between the MV3 and MV2 instances ( $\Delta = -0.24$ ,  $p = 0.92$ ).

Overall, our Firefox results align with those on Chrome, indicating that uBlock’s effectiveness remains consistent across browsers and manifest versions.

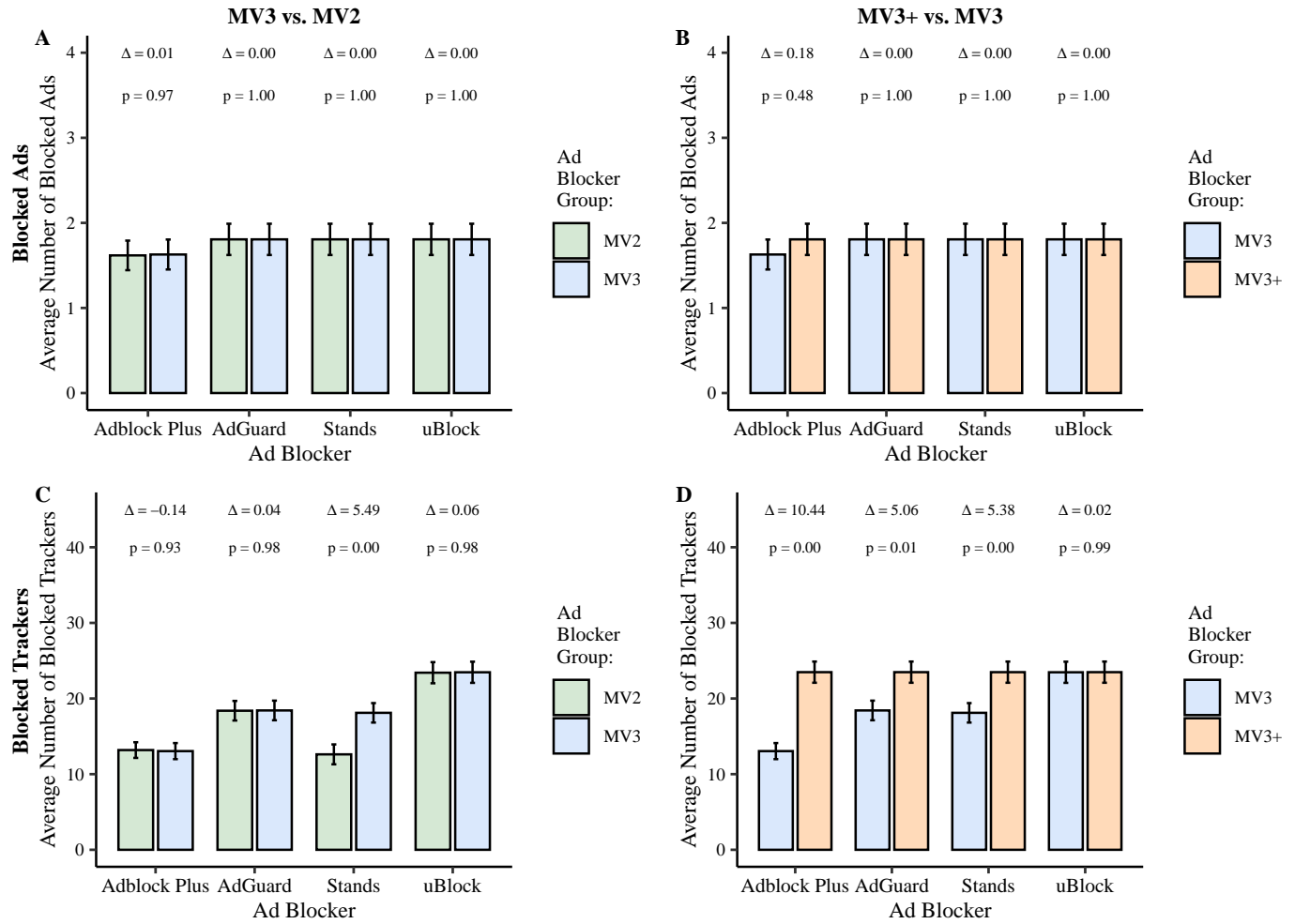


Figure 6: Number of blocked ads and trackers between individual ad blockers and the MV3+ ad blocker group for sample stratified by website employee count. Panels A and C show independent t-test comparisons between the mean values of the MV3 and MV2 ad blockers for the number of blocked ads and trackers, respectively. We exclude the MV3+ ad blocker group from these comparisons. Multiplying the 8 browser instances (Adblock Plus MV2, Adblock Plus MV3, AdGuard MV2, AdGuard MV3, Stands MV2, Stands MV3, uBlock MV2, uBlock MV3) with the number of websites (191) yields the number of observations ( $N = 1,719$ ). Panels B and D show comparisons between the MV3+ ad blocker group and the individual MV3 ad blockers for the number of blocked ads and trackers, respectively. Multiplying the 5 browser instances (Adblock Plus MV3, AdGuard MV3, Stands MV3, uBlock MV3, and MV3+ ad blocker group) with the number of websites (191) yields the number of observations ( $N = 955$ ). Error bars represent  $\pm 1$  SEs.

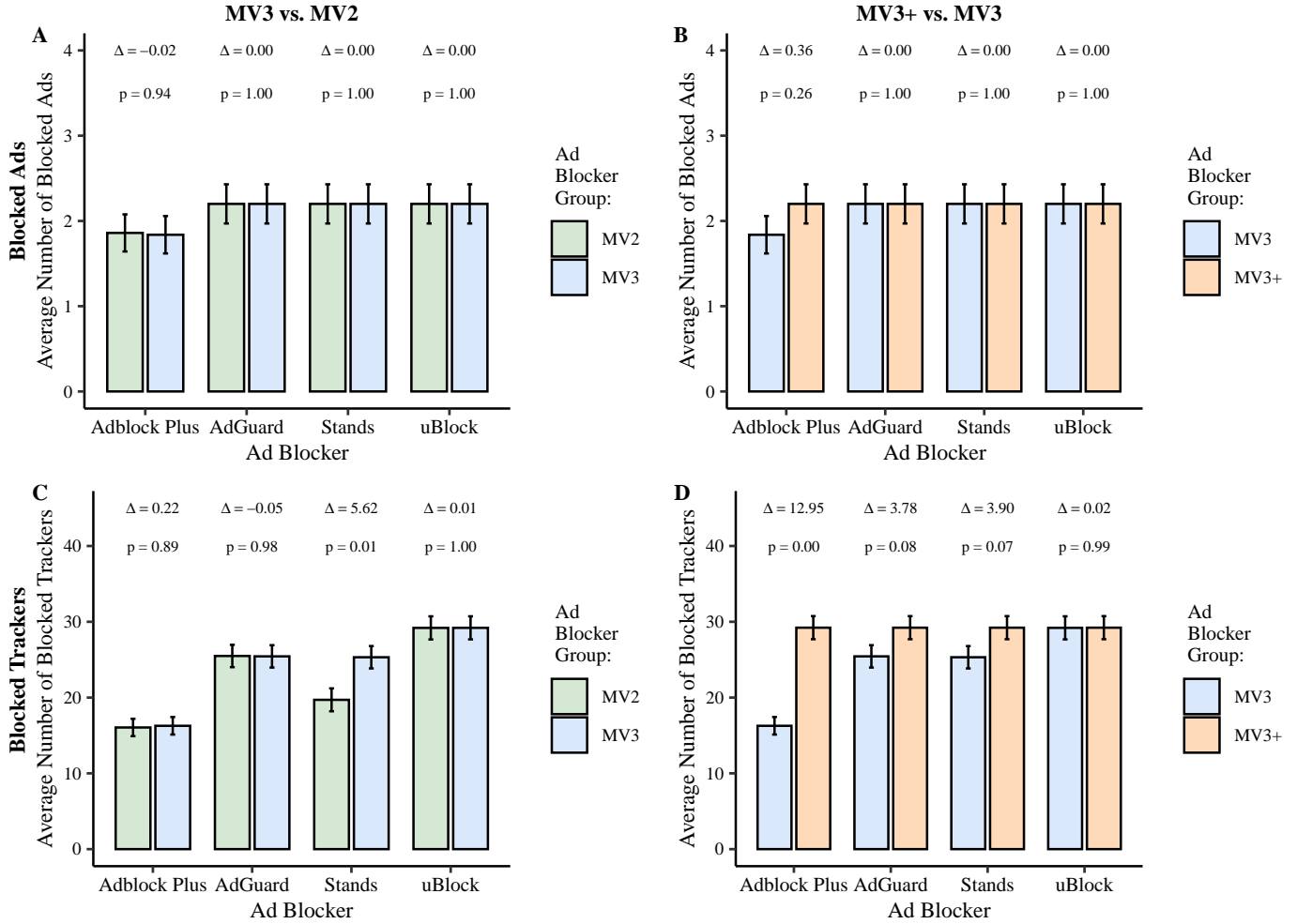


Figure 7: Number of blocked ads and trackers between individual ad blockers and the MV3+ ad blocker group for sample stratified by Tranco popularity rank. Panels A and C show independent t-test comparisons between the mean values of the MV3 and MV2 ad blockers for the number of blocked ads and trackers, respectively. We exclude the MV3+ ad blocker group from these comparisons. Multiplying the 8 browser instances (Adblock Plus MV2, Adblock Plus MV3, AdGuard MV2, AdGuard MV3, Stands MV2, Stands MV3, uBlock MV2, uBlock MV3) with the number of websites (185) yields the number of observations ( $N = 1,665$ ). Panels B and D show comparisons between the MV3+ ad blocker group and the individual MV3 ad blockers for the number of blocked ads and trackers, respectively. Multiplying the 5 browser instances (Adblock Plus MV3, AdGuard MV3, Stands MV3, uBlock MV3, and MV3+ ad blocker group) with the number of websites (185) yields the number of observations ( $N = 925$ ). Error bars represent  $\pm 1$  SEs.



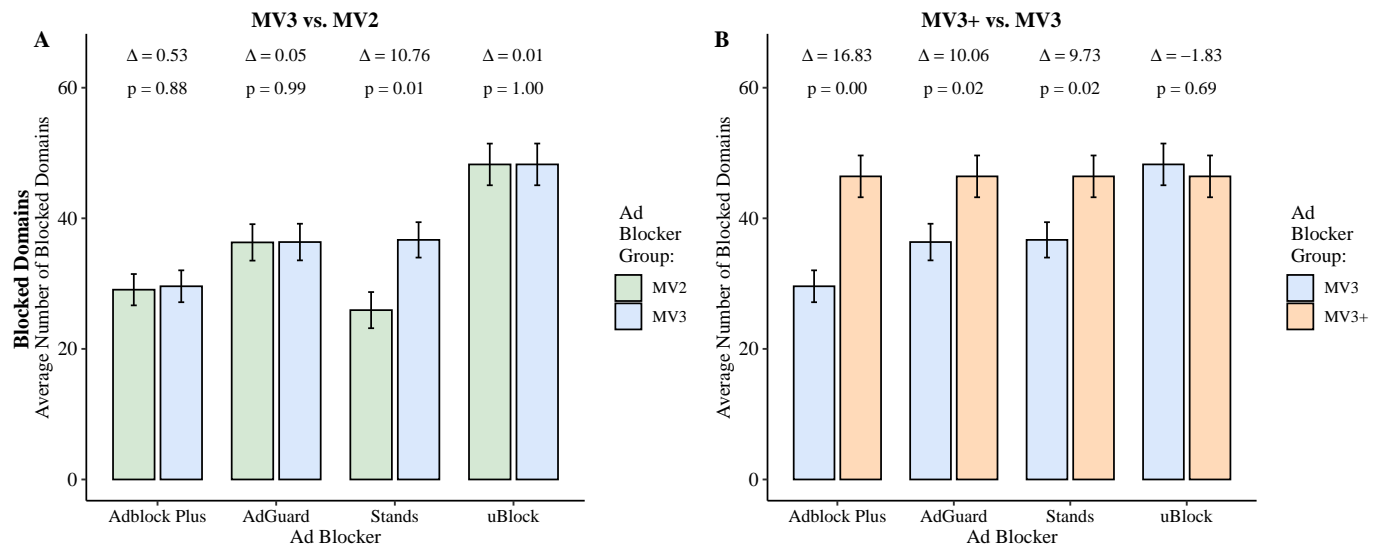


Figure 8: Number of blocked third-party domains between individual ad blockers and the MV3+ ad blocker group. Panel A shows independent t-test comparisons between the mean values of the MV3 and MV2 ad blockers for the number of blocked domains. We exclude the MV3+ ad blocker group from these comparisons. Multiplying the 8 browser instances (Adblock Plus MV2, Adblock Plus MV3, AdGuard MV2, AdGuard MV3, Stands MV2, Stands MV3, uBlock MV2, uBlock MV3) with the number of websites (114) yields the number of observations ( $N = 912$ ). Panel B shows comparisons between the MV3+ ad blocker group and the individual MV3 ad blockers for the number of blocked domains. Multiplying the 5 browser instances (Adblock Plus MV3, AdGuard MV3, Stands MV3, uBlock MV3, and MV3+ ad blocker group) with the number of websites (114) yields the number of observations ( $N = 570$ ). Error bars represent  $\pm 1$  SEs.

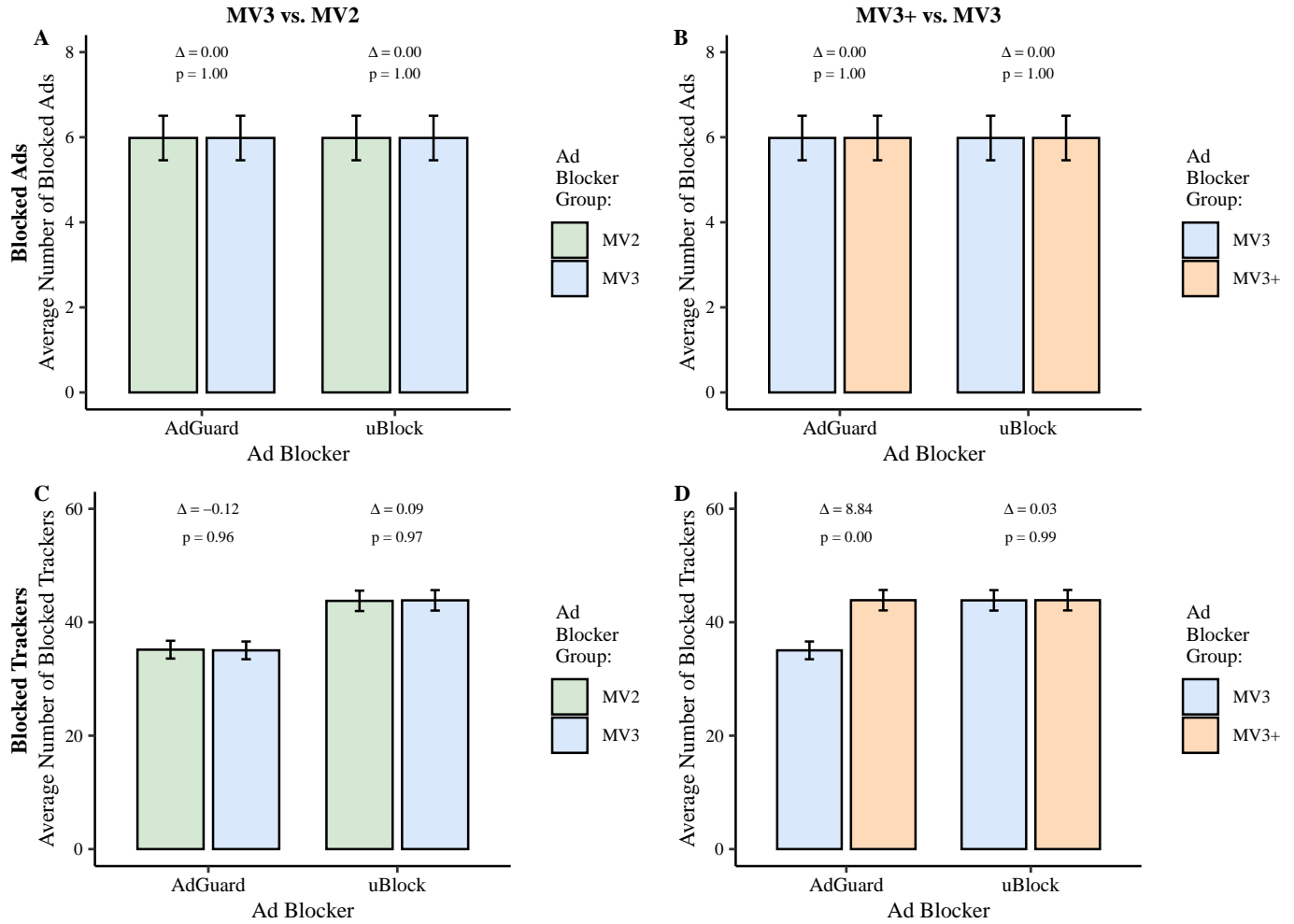


Figure 9: Number of blocked ads and trackers between individual ad blockers and the MV3+ ad blocker group for early MV3 ad blocker versions compared to their MV2 counterparts. Panels A and C show independent t-test comparisons between the mean values of the early MV3 ad blockers (AdGuard MV3 version 0.3.9; uBlock MV3 version 0.1.22.806) and their MV2 instances (AdGuard MV2 version 4.2.168; uBlock MV2 version 1.52.0) for the number of blocked ads and trackers, respectively. We exclude the MV3+ ad blocker group from these comparisons. Multiplying the 4 browser instances (AdGuard MV3 version 0.3.9, uBlock MV3 version 0.1.22.806, AdGuard MV2 version 4.2.168; uBlock MV2 version 1.52.0) with the number of websites (114) yields the number of observations ( $N = 456$ ). Panels B and D show comparisons between the MV3+ ad blocker group and the individual early MV3 ad blockers for the number of blocked ads and trackers, respectively. Multiplying the 3 browser instances (AdGuard MV3 version 0.3.9, uBlock MV3 version 0.1.22.806, and MV3+ ad blocker group) with the number of websites (114) yields the number of observations ( $N = 342$ ). Error bars represent  $\pm 1$  SEs.

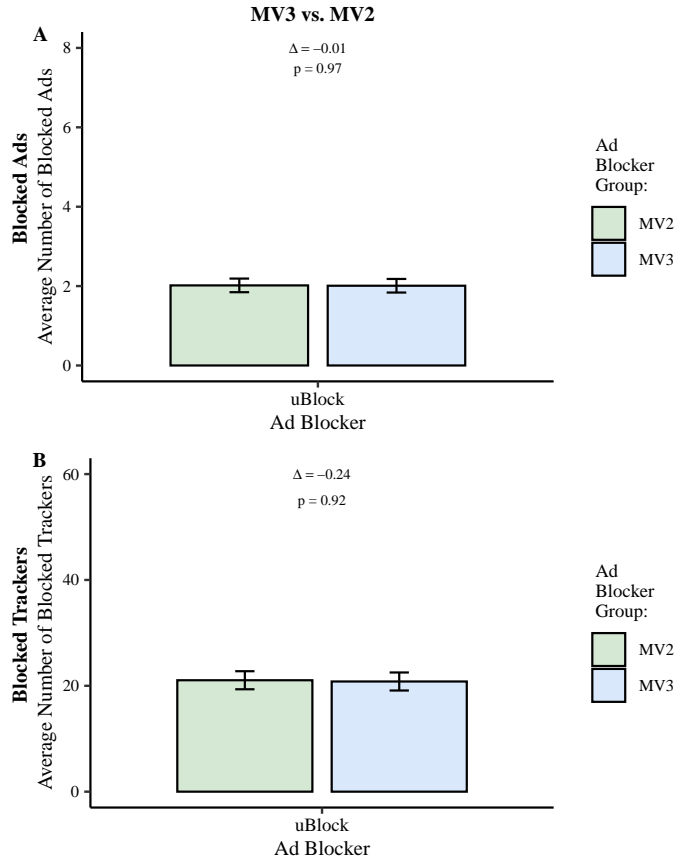


Figure 10: Number of blocked ads and trackers between uBlock MV3 and MV2 on Firefox. Panel A shows independent t-test comparison between the mean values of the MV3 and MV2 instances of uBlock ad blocker for the number of blocked ads on Firefox. We exclude the MV3+ ad blocker group from this comparison. Multiplying the 2 browser instances (uBlock MV2, uBlock MV3) with the number of websites (114) yields the number of observations ( $N = 228$ ). Panel B shows independent t-test comparison between the mean values of the MV3 and MV2 instances of uBlock ad blocker for the number of blocked trackers on Firefox. We also exclude the MV3+ ad blocker group from this comparison. Multiplying the 2 browser instances (uBlock MV2, uBlock MV3) with the number of websites (114) yields the number of observations ( $N = 228$ ). Error bars represent  $\pm 1$  SEs.