

Exploring β decay and β -delayed neutron emission in exotic $^{46,47}\text{Cl}$ isotopes

Vandana Tripathi,^{1,*} B. Longfellow,^{2,3,4,†} A. Volya,¹ E. Rubino,¹ C. Benetti,¹ J. F. Perello,¹ S. L. Tabor,¹ S. N. Liddick,^{2,5,6} P. C. Bender,⁷ M. P. Carpenter,⁸ J. J. Carroll,⁹ A. Chester,^{2,5} C. J. Chiara,⁹ K. Childers,^{2,6} B. R. Clark,¹⁰ B. P. Crider,¹⁰ J. T. Harke,⁴ R. Jain,^{2,3,4} S. Luitel,¹⁰ M. J. Mogannam,^{2,5,6} T. H. Ogunbeku,^{4,10} A. L. Richard,^{2,11} S. Saha,⁷ O. A. Shehu,¹⁰ R. Unz,¹⁰ Y. Xiao,¹⁰ and Yiyi Zhu⁷

¹*Department of Physics, Florida State University, Tallahassee, Florida 32306, USA*

²*National Superconducting Cyclotron Laboratory, Michigan State University, East Lansing, Michigan 48824, USA*

³*Department of Physics and Astronomy, Michigan State University, East Lansing, Michigan 48824, USA*

⁴*Lawrence Livermore National Laboratory, Livermore, California 94550, USA*

⁵*Facility for Rare Isotope Beams, Michigan State University, East Lansing, Michigan 48824, USA*

⁶*Department of Chemistry, Michigan State University, East Lansing, Michigan 48824, USA*

⁷*Department of Physics, University of Massachusetts Lowell, Lowell, Massachusetts 01854, USA*

⁸*Physics Division, Argonne National Laboratory, Argonne, Illinois 60439, USA*

⁹*U.S. Army Combat Capabilities Development Command Army Research Laboratory, Adelphi, Maryland 20783 USA*

¹⁰*Department of Physics and Astronomy, Mississippi State University, Mississippi State, Mississippi 39762, USA*

¹¹*Department of Physics and Astronomy, Ohio University, Athens, Ohio 45701, USA*

(Dated: February 27, 2025)

In this paper, β^- and β -delayed neutron decays of $^{46,47}\text{Cl}$ are reported from an experiment carried out at the National Superconducting Cyclotron Laboratory using the Beta Counting System. The half-lives of both ^{46}Cl and ^{47}Cl were extracted. Based on the delayed γ -ray transitions observed, the level structure of $N = 28$ ^{46}Ar was determined. Completely different sets of excited states above the first 2^+ state in ^{46}Ar were populated in the ^{46}Cl $\beta 0n$ and ^{47}Cl $\beta 1n$ decay channels. Two new γ -ray transitions in ^{47}Ar were identified from the very weak ^{47}Cl $\beta 0n$ decay. Furthermore, ^{46}Cl $\beta 1n$ and ^{47}Cl $\beta 2n$ were also observed to yield different population patterns for levels in ^{45}Ar , including states of different parities. The experimental results allow us to address some of the open questions related to the delayed neutron emission process. For isotopes with large neutron excess and high Q_β values, delayed neutron emission remains an important decay mode and can be utilized as a powerful spectroscopic tool. Experimental results were compared with shell-model calculations using the FSU and V_{MU} effective interactions.

I. INTRODUCTION

Experimental investigations away from the valley of stability have highlighted unique and interesting properties of exotic nuclei, including neutron halos, neutron skins, and the disappearance of the standard magic numbers. For extremely neutron-rich nuclei, β -delayed neutron emission becomes an important pathway in the decay process. With increasing neutron number, the Q -value for β^- decay increases and, simultaneously, the neutron-separation energy (S_n) in the daughter nucleus decreases. This leads to an increase in the population of neutron-unbound states in the allowed β^- decay process. Additionally, for nuclei with a large excess of neutrons, the parent and daughter nuclei often have different ground-state parities due to the valence protons and neutrons occupying opposite-parity shells. As a result, 1-particle, 1-hole ($1p1h$) states, which typically lie at high energies, are preferentially populated in allowed β^- decay. This, in part, drives the shifting of the Gamow-Teller strength $B(GT)$ above the neutron-emission threshold. These states typically decay by emitting a neutron, leading to a daughter nucleus with $A-1$, though, in principle,

decay by γ -ray emission cannot be completely ruled out. For extremely neutron-rich nuclei, some Gamow-Teller strength can be located above the two-neutron separation energy, which will result in the emission of more than one neutron following β^- decay.

The β^- -delayed neutron emission process is often modeled in two steps, where the neutron-rich precursor nucleus undergoes β^- decay to a highly-excited state in the daughter nucleus which then subsequently emits a neutron. It is assumed that neutron emission occurs from an equilibrated system completely independent of the formation process. Therefore, it is a statistical process and depends only on the spin, parity, and excitation energy of the level in the daughter nucleus. With very limited experimental information for confirmation, this assumption may be too simplistic, especially for lighter nuclei, such as those in the sd shell where the density of states above S_n is relatively low, putting the statistical decay assumption in doubt [1]. For example, there is some experimental evidence that points toward neutron emission proceeding from an intermediate doorway state with a large probability for neutron decay [2]. The quantum dynamics of sequential decay proceeding via unbound neutron resonances is of significant theoretical interest because the intermediate state partially retains the memory of its initial creation. This evolving state, which comprises both resonant and background components, is non-stationary

* Corresponding author: vtripath@fsu.edu

† Corresponding author: longfellow1@llnl.gov

and therefore subject to internal mixing as well as explicit decay [3, 4].

Thus, β -delayed neutron emission remains an important and unresolved challenge for both experiment and theory. Delayed neutron emission plays an important role in the determination of elemental abundances in the r -process and is also crucial in nuclear reactor technology. In addition, β -delayed neutron emission from exotic nuclei is a powerful spectroscopic tool for the study of the $A-1$ daughter nucleus. In this work, β^- decays of $^{46,47}\text{Cl}$ were utilized to populate excited states in $^{45,46,47}\text{Ar}$, close to the neutron magic number $N = 28$, by means of both direct β^- decay and β -delayed neutron emission.

Studies on the breakdown of the conventional magic number $N = 28$ below doubly-magic ^{48}Ca ($Z = 20$, $N = 28$) have provided considerable insight into the evolution of nuclear structure toward the neutron dripline [5, 6]. At the center of the $N = 28$ Island of Inversion [7], spectroscopic measurements have shown that ^{42}Si ($Z = 14$, $N = 28$) has a low first 2^+ energy [8–10]. Similarly, ^{44}S ($Z = 16$, $N = 28$) has shown characteristics of a diminished $N = 28$ gap, such as large collectivity [11, 12] and multiple shape coexistence [13–15].

Properties of the transitional nucleus ^{46}Ar ($Z = 18$, $N = 28$) on the other hand, have proven to be more difficult to describe theoretically. Successful shell-model interactions in this region of the chart of nuclides over-predict the $B(E2; 0_1^+ \rightarrow 2_1^+)$ strength by a factor of two [16–18] and this issue persists for ^{47}Ar [19], ^{45}Cl [20], and $^{43,44}\text{S}$ [12, 21]. The data on excited states in ^{46}Ar beyond the first 2^+ are limited and come from $^9\text{Be}(^{48}\text{Ca}, ^{46}\text{Ar} + \gamma)\text{X}$ [22], inverse-kinematics proton scattering [23], and $^{44}\text{Ar}(t, p)$ [24]. Although each study reported several γ -ray de-excitations, there is no consistency between the respective level schemes, beyond the $2_1^+ \rightarrow 0_1^+$ transition and, tentatively, the $4_1^+ \rightarrow 2_1^+$ transition. More information on the levels in ^{46}Ar will provide critical benchmarks for shell model Hamiltonians aiming to describe the underlying mechanisms driving nuclear shell evolution from ^{48}Ca into the $N = 28$ Island of Inversion.

In the present work, the level structure of ^{46}Ar was obtained from both the $\beta 0n$ decay of ^{46}Cl and the $\beta 1n$ decay of ^{47}Cl . From the β^- decay of ^{46}Cl , indications of the population of a previously-unreported negative-parity state in ^{46}Ar was observed. New states were also observed in the $\beta 1n$ decay of ^{47}Cl , although no conjectures on their parities could be made. The $\beta 0n$ decay of ^{47}Cl to ^{47}Ar was found to be very weak, with $\approx 98\%$ of the total decay strength instead going toward delayed neutron emission. Despite the very small decay branch, we have tentatively identified two new γ -ray transitions in ^{47}Ar . In addition, we observed transitions in ^{45}Ar from ^{47}Cl $\beta 2n$ decay. These transitions were compared with those seen from ^{46}Cl $\beta 1n$ decay and differences are highlighted.

Shell model calculations were performed using the FSU [25] and V_{MU} [26] effective interactions with the valence

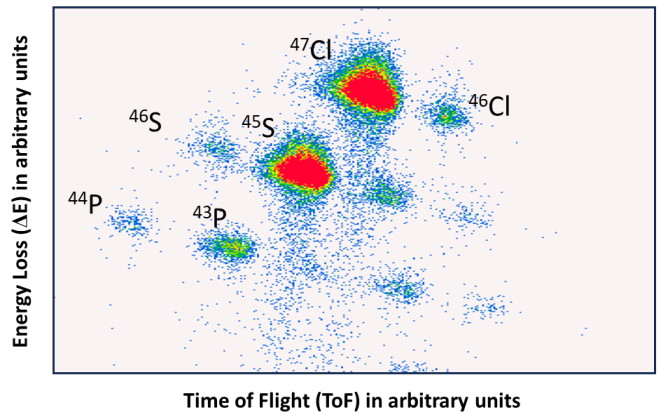


FIG. 1. Particle identification plot using energy loss (ΔE) in the upstream Si PIN detector and timing (ToF) of the upstream Si PIN detector with respect to the plastic scintillator at the A1900 intermediate dispersive image.

space including the sd and fp shells. One particle was allowed to move from the sd shell to the fp shell to create opposite-parity states. For calculations using the V_{MU} interaction, both allowed Gamow-Teller (GT) and First Forbidden (FF) transitions were included when calculating β -decay half-lives and delayed neutron emission probabilities. Inclusion of FF transitions in the calculations had the effect of reducing the calculated half-lives and neutron emission probabilities as they add a pathway to the decay.

II. EXPERIMENTAL SETUP

The experiment was carried out at the Coupled Cyclotron Facility at the National Superconducting Cyclotron Laboratory (NSCL) [27]. A 140-MeV/u ^{48}Ca primary beam was fragmented on a thick Be target at the mid-acceptance position of the A1900 fragment separator [28]. The resulting secondary beam was purified using an achromatic Al wedge degrader at the intermediate dispersive image of the A1900 to select exotic isotopes of P, S, and Cl with neutron number around $N = 28$ in two separate magnetic rigidity settings. Data from this experiment on the decays of $^{42,43,44}\text{P}$ and $^{44,46}\text{S}$ [29], ^{45}Cl [30], and $^{43,45}\text{S}$ [31] have been published and provide further details of the setup. Here, we report on the decays of $^{46,47}\text{Cl}$, which were produced in the higher rigidity setting with a 2% momentum acceptance.

As shown in Fig. 1, particle identification was performed event-by-event using energy loss in two Si PIN detectors and their timing information relative to the plastic scintillator at the A1900 intermediate dispersive image. Downstream of the Si PIN detectors, the secondary beam particles, including the ions of interest, $^{46,47}\text{Cl}$, were implanted in the 40 strips x 40 strips pixelated Double-Sided Silicon Strip Detector (DSSD) belonging to the Beta Counting System (BCS) [32]. The

TABLE I. Measured and calculated $T_{1/2}$ values for $^{46,47}\text{Cl}$. Shell model calculations (GT only and GT+FF transitions) were performed for $^{46,47}\text{Cl}$ using the V_{MU} interaction [26]. For the parent nucleus, several calculated levels at very low excitation energy E^* with different spin-parity were considered for the β decay and the corresponding $T_{1/2}$ values are listed. The half-lives in boldface are those closest to the experimental values and indicate probable candidates for the spin-parity of the parent ground state.

Isotope	Exp.	J^π	E^* (keV)	$T_{1/2}$ (ms)	
				GT+FF	GT
^{46}Cl	216(16) ms	0^-	0	271.4	345.9
		1^-	310	221.9	255.7
		2^-	160	240.8	287.6
		3^-	370	333.8	400.7
^{47}Cl	109.5(25) ms	$1/2^+$	0	82.9	103.5
		$3/2^+$	30	109.5	129.3

implantation rate was about 150/s which allowed efficient correlation of implants and decays. An Al degrader was placed upstream to ensure that implants stopped near the middle of the 986- μm thick DSSD. A Single-Sided Silicon Strip Detector (SSSD) was installed downstream to veto light particles punching through the DSSD. The BCS was surrounded by 16 HPGe Clover detectors to record β -delayed γ rays. Energy and efficiency calibration was performed using standard γ -ray sources up to 3.5 MeV. The efficiency was about 5% at 1 MeV. The setup did not include neutron detection, and, hence, information about delayed neutron emission was obtained from delayed γ -ray transitions instead. The data were collected using the NSCL digital data acquisition system which provides timestamps for each channel, allowing coincidences and correlations to be built in the offline analysis [33].

III. EXPERIMENTAL RESULTS

A. Half-life measurements

The decay curves for $^{46,47}\text{Cl}$ are shown in Figs. 2(a) and 2(b) respectively. These curves were generated by histogramming the time difference between the selected implanted ion (^{46}Cl or ^{47}Cl) and its decay product. The β particle was required to be detected within the same pixel as the implant or in one of the neighboring eight pixels of the implant within a time correlation window of 2 s. Each decay curve was fitted with an expression to account for the exponential decay of the parent nucleus and the growth and decay of the daughter nuclei following the Bateman equations. The resulting half-life for ^{46}Cl is 201(16) ms which agrees with the previous measurement of 223(37) ms [35, 36] within uncertainties and is slightly lower than the value of 232(2) ms from Ref. [37] but within 2σ . The half-life measured for

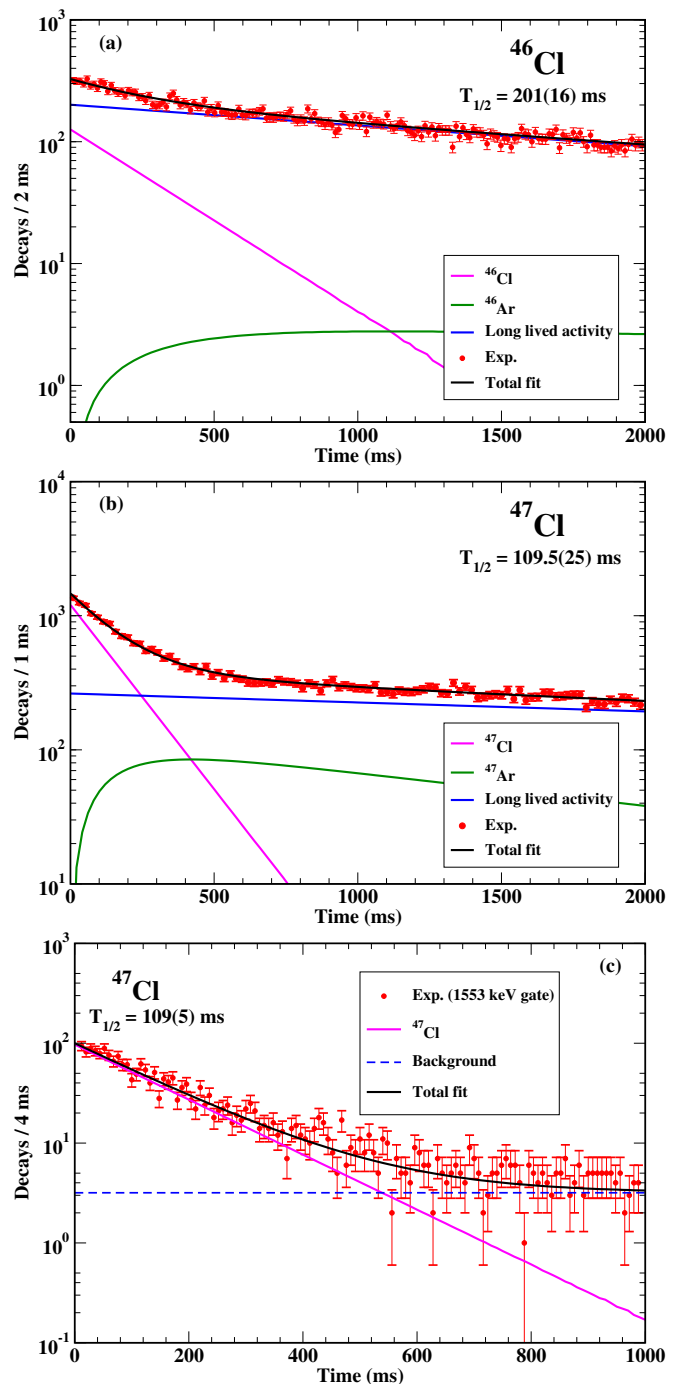


FIG. 2. (a) Decay curve derived for ^{46}Cl from β -correlated implants within a grid of nine pixels using a 2 s time correlation window along with the fit used to extract the half-life. The components of the fit are (i) exponential decay of the parent nucleus, ^{46}Cl , (ii) exponential growth and decay of the daughter nuclei, ^{46}Ar ($\beta 0n$) and (iii) exponential background to account for the long-lived activities not considered explicitly. Known half-lives were used for the daughter nucleus [34]. (b) Same as (a) for ^{47}Cl (c) Decay curve for ^{47}Cl gated on the 1553-keV γ -ray transition, which is from the first excited state in the $\beta 1n$ daughter ^{46}Ar and the most intense γ transition in the β -delayed γ -ray spectrum correlated to ^{47}Cl implants.

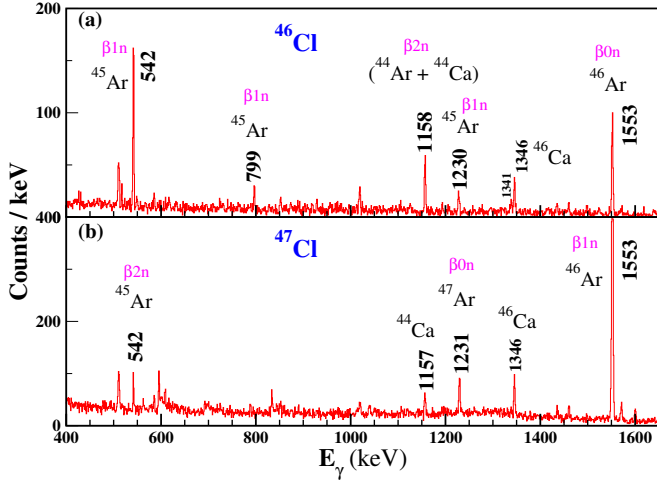


FIG. 3. (a) β -delayed γ -ray spectrum for ^{46}Cl using a time correlation window of 250 ms. (b) β -delayed γ -ray spectrum for ^{47}Cl decay using a 100 ms time correlation window. Intense transitions from $\beta 0n$, $\beta 1n$, and $\beta 2n$ are indicated for both cases. The y-scale in (b) was clipped to highlight the weak transitions.

^{47}Cl in this work is 109.5(25) ms, which is slightly higher than the literature value of 101(6) ms [37], but within their mutual uncertainties. In both cases, the exponential growth and decay of the daughter nuclei using the literature values for their half-lives [34] and an exponential background from long-lived activities were accounted for. Additionally, the ^{47}Cl half-life was determined by gating on the 1553-keV γ -ray transition in the $\beta 1n$ daughter, ^{46}Ar (Fig. 2(c)). An exponential (parent decay) and a constant (background) were fitted to the curve, yielding a half-life of 109(5) ms, in excellent agreement with the ungated fit.

The calculated half-lives for ^{46}Cl and ^{47}Cl using the V_{MU} interaction [26] for different assumptions for the spin-parity of the parent ground state are listed in Table I. The half-lives are calculated both with GT transitions alone and with GT+FF transitions and experimental Q_{β^-} values were used. For ^{46}Cl , the calculated GT+FF values are closest to the experimental values of 223(37) ms [35, 36], and 232(2) ms [37], and 201(16) ms from this work if the ground state is either 1^- or 2^- . For ^{47}Cl , the calculated value of 109.54 ms assuming a $3/2^+$ ground state and using GT+FF agrees remarkably well with the measured half-life in the present work of 109.5(25) ms. A $3/2^+$ ground state for ^{47}Cl is also consistent with the systematics for the Cl isotopes [31].

B. β delayed γ -ray transitions

β -delayed γ -ray spectra correlated with $^{46,47}\text{Cl}$ implants are shown in Figs. 3(a) and (b). Time correlation windows of 250 ms and 100 ms were used for ^{46}Cl and ^{47}Cl , respectively. These time intervals cor-

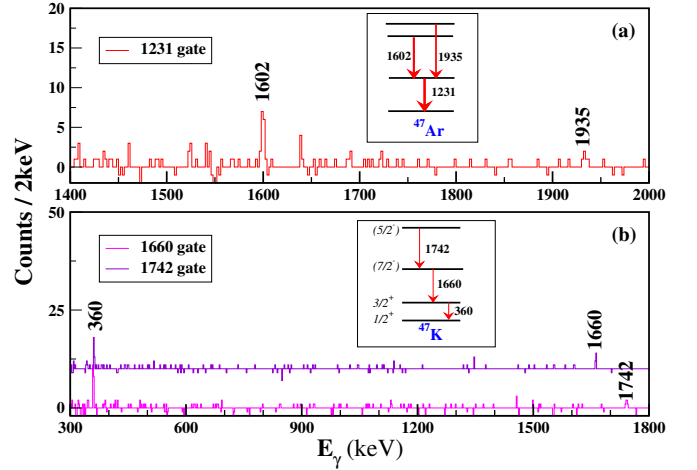


FIG. 4. (a) γ -ray transitions in ^{47}Ar observed in coincidence with the 1231-keV $5/2^- \rightarrow 3/2^-_{gs}$ transition. (b) The coincidences observed in the granddaughter ^{47}K which confirm that ^{47}Ar was produced in the $\beta 0n$ decay of ^{47}Cl . The spectrum in coincidence with the 1742-keV transition is offset from zero for clarity.

respond to roughly one half-life for the two cases and highlight decays from the parent nucleus. For ^{46}Cl decay (Fig. 3(a)), the spectrum is dominated by the 1553(2)-keV and 542(1)-keV transitions which are the ground-state decays of the first excited states in the $\beta 0n$ daughter (^{46}Ar) and the $\beta 1n$ daughter (^{45}Ar), respectively. For ^{47}Cl decay (Fig. 3(b)), the spectrum is again dominated by the 1553(2)-keV transition in ^{46}Ar ($\beta 1n$ daughter), signaling that the β -delayed neutron emission channel is stronger than the β^- decay to neutron-bound states. The 1231-keV transition represents the lowest one in ^{47}Ar , the $\beta 0n$ daughter.

γ - γ coincidences observed in ^{47}Ar following ^{47}Cl β^- decay are shown in Fig. 4(a). A gate on the known 1231(1)-keV transition ($5/2^- \rightarrow 3/2^-$) in ^{47}Ar highlights its coincidence with the 1602(2)-keV and 1935(2)-keV transitions. These transitions have not been reported previously, and correspond to new levels at 2833(2) keV and 3166(2) keV, respectively. The ground state of ^{47}Cl is conjectured to be $J^\pi = 3/2^+$ from the present half-life measurement (see Table I), and, thus, these states are candidates for positive-parity states populated by allowed Gamow-Teller (GT) transitions. Fig. 4(b) shows known γ - γ coincidences in the granddaughter nucleus ^{47}K [38] which follows the decay of ^{47}Ar confirming its production in the relatively weak $\beta 0n$ branch of the decay of ^{47}Cl .

The $2^+ \rightarrow 0^+$ transition in ^{46}Ar at 1553 keV is the most intense transition observed in both the ^{46}Cl and ^{47}Cl decays (Figs 3(a),(b)). The coincidences observed with the 1553-keV transition in the two cases are shown in Figs. 5(a) and (b). From ^{46}Cl β^- decay, a 1143(3)-keV transition was observed in coincidence with the 1553(2)-keV transition, as seen in Fig. 5(a). This could corre-

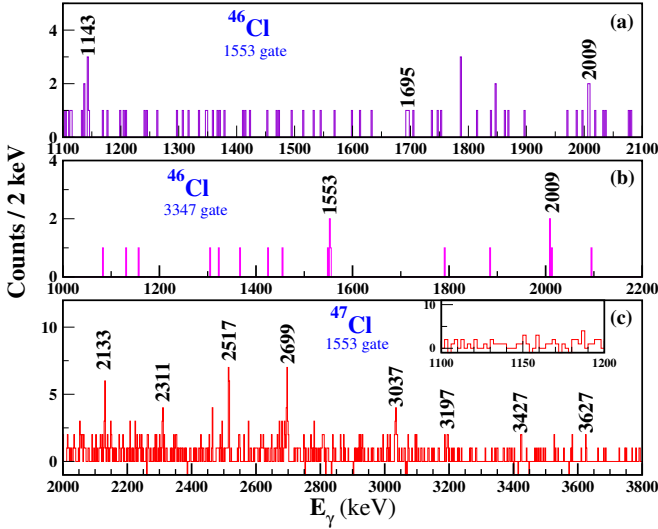


FIG. 5. (a) Coincident γ -ray transitions with the 1553-keV transition in ^{46}Ar as observed in the $\beta 0n$ decay of ^{46}Cl . (b) γ rays coincident with the 3347-keV transition in ^{46}Ar from ^{46}Cl β^- decay. Bottom: Coincident γ -ray transitions with the 1553-keV transition in ^{46}Ar as observed from the $\beta 1n$ decay of ^{47}Cl . The inset shows that the 1143 keV transition is not seen here in contrast to (a).

TABLE II. Absolute β feeding intensity I (per 100 decays of ^{46}Cl) to levels in ^{46}Ar from ^{46}Cl $\beta - 0n$ decay. The number of ^{46}Cl implants were extracted from the fit to the decay curve. The $\log ft$ values were extracted using the measured $t_{1/2}$ of 201(16) ms and a Q_{β^-} of 16040(100) keV [34].

E_{level} (keV)	$I(\Delta I)$	$\log ft$
1553(2)	49(24) ^a	8.34(33) [FF]
2696(2)	2.6(6)	9.38(⁺¹⁵ ₋₁₃) [FF]
3249(3)	3.7(8)	9.10(⁺¹⁴ ₋₁₂) [FF]
4900(3)	≈ 0	
6909(4)	7.5(21)	5.51(⁺¹⁸ ₋₁₄) [GT]

^a should be considered an upper limit due to possible unobserved γ transitions

spond to the 1140(20)-keV peak from Ref. [22]. ^{46}Cl β^- decay was also reported in a conference proceedings where 2006-keV and 3350-keV γ rays were observed in coincidence with each other and with the 1553-keV transition [39]. We were able to confirm these coincidence relationships (Fig. 5(b)) and further suggest that the 2009(3)-keV transition feeds into the 3347(3)-keV transition, although the reverse cannot be ruled out, as both transitions are equally intense within the estimated uncertainties. The statistics for ^{46}Cl $\beta 0n$ decay were rather low in this experiment and no further γ -ray transitions could be identified. The absolute β feeding to the observed levels in ^{46}Ar from ^{46}Cl β^- decay and the corresponding $\log ft$ values are given in Table II.

From ^{47}Cl $\beta 1n$ decay, several transitions were observed in coincidence with the 1553-keV peak in ^{46}Ar , as seen

TABLE III. Relative intensities of γ rays observed in coincidence with the 1553-keV transition in ^{46}Ar for both ^{47}Cl and ^{46}Cl decay.

^{47}Cl $\beta 1n$ decay		^{46}Cl $\beta 0n$ decay	
E_γ (keV)	I_γ	E_γ (keV)	I_γ
2133(2)	52(16)	1143(3)	38(19)
2311(2)	40(14)	1695(3)	39(23)
2517(2)	99(23)	2009(3)	61(30)
2699(2)	100	3347(3)	100
3037(2)	86(23)		
3197(3)	35(16)		
3427(3)	30(15)		
3627(3)	24(14)		

TABLE IV. Relative intensities of γ rays observed in coincidence with the 542-keV transition in ^{45}Ar from both ^{47}Cl and ^{46}Cl decay.

^{47}Cl $\beta 2n$ decay		^{46}Cl $\beta 1n$ decay	
E_γ (keV)	I_γ	E_γ (keV)	I_γ
1193(1)	24(9)	1193(1)	22(13)
1230(1)	91(18)	1230(1)	100
1525(1)	63(16)	1525(1)	27(16)
2755(2)	100	2755(2)	63(31)
		799(1)	68(20)

in Fig. 5(c). Due to low statistics, these transitions were difficult to observe in an ungated spectrum. The 2133(2), 2311(2), 2517(2), and 2699(2)-keV transitions in the present work may correspond to the 2141(3), 2318(3), 2518(2), 2707(2)-keV transitions cited in Ref. [24], although they are somewhat lower in energy. The 2307(13) and 2692(16)-keV γ rays reported in the inverse kinematics proton scattering of ^{46}Ar in Ref. [23] are similar in energy to the 2311 and 2699-keV transitions seen in the present work. The 3037(2), 3197(3), 3427(3), and 3627(3)-keV transitions are reported for the first time in this work. In Ref. [23] a 3430(26)-keV γ ray was observed in coincidence with the $2^+_1 \rightarrow 0^+_1$ transition and could correspond to the 3427-keV transition seen here. However, other decays observed in Ref. [23] from that state were not observed in this work, leading us to suggest that they could be distinct. The relative intensities of the γ rays observed in coincidence with the 1553-keV $2^+_1 \rightarrow 0^+_1$ transition are provided in Table III for both ^{46}Cl and ^{47}Cl decay.

The Q_{β^-} value for ^{47}Cl is 16040(100) keV, while $Q_{\beta 2n}$ is 4.0(3) MeV [34]. This allowed us to observe γ -ray transitions in the $\beta 2n$ daughter, ^{45}Ar , which were also independently populated via the ^{46}Cl $\beta 1n$ channel ($Q_{\beta 1n} = 7.96(10)$ MeV). For both cases, clean coincidences with the 542(1)-keV γ ray (de-excitation of the first excited state to the ground state in ^{45}Ar) were observed. The ^{46}Cl $\beta 1n$ and ^{47}Cl $\beta 2n$ delayed γ -ray spectra gated on the 542(1)-keV transition are compared in Figs. 6(a) and (b), and the corresponding partial level schemes are also

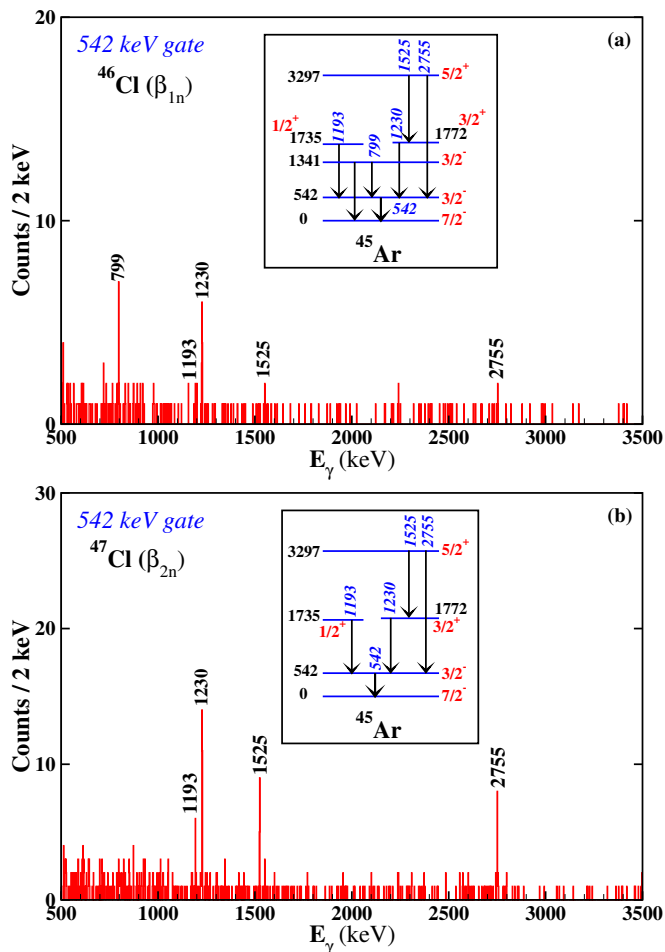


FIG. 6. (a) γ -ray transitions observed in coincidence with the 542-keV transition in ^{45}Ar from the β_{1n} channel of ^{46}Cl decay. (b) γ -ray transitions observed in coincidence with the 542-keV transition in ^{45}Ar from the β_{2n} decay of ^{47}Cl . Two-neutron emission from the unbound states in ^{45}Ar feeds only positive-parity states in ^{45}Ar while a negative-parity state is strongly populated in ^{46}Cl β_{1n} decay. The ^{46}Cl ground state likely has $J^\pi = 1^-$ or 2^- , see section III A while for ^{47}Cl a $J^\pi = 3/2^+$ is favored.

displayed. For ^{45}Ar from ^{47}Cl β_{2n} decay, only decays from positive-parity states above the 542-keV level were observed [30, 39]. For ^{45}Ar populated from ^{46}Cl β_{1n} decay, the γ rays from the same set of positive-parity states are seen along with a strong 799(1)-keV transition. Based on the ^{45}Cl β_{0n} decay scheme reported in Refs. [30, 39], this γ ray is assigned to the de-excitation of the $3/2^-$ state at 1341(1) keV. Relative intensities of the γ -ray transitions observed in the 542-keV gate are provided in Table IV for both cases.

IV. DISCUSSION

A. ^{46}Ar

The level scheme of ^{46}Ar , which is the β_{0n} daughter of ^{46}Cl and the β_{1n} daughter of ^{47}Cl was established using γ - γ coincidences (Fig. 5) and energy and intensity balance. The partial level schemes with states in ^{46}Ar populated in ^{46}Cl β_{0n} decay (left) and ^{47}Cl β_{1n} decay (right) are shown in Fig. 7. Interestingly, though not a complete surprise, the levels beyond the first 2^+ observed from ^{46}Cl β_{0n} decay and ^{47}Cl β_{1n} decay are completely different. The low spin states predicted from shell model calculations using the FSU interaction [25] and the V_{MU} interaction [26] are displayed alongside for comparison.

Both interactions predict $1p1h$ negative-parity levels in ^{46}Ar occurring above an excitation energy of 4.5 MeV. The level at 6909(4) keV which is directly fed in the β^- decay of ^{46}Cl is a very likely candidate for a negative-parity state. The ^{46}Cl ground state likely has $J^\pi = 1^-$ or 2^- , as was discussed in section III A. The intensity observed (Table II) for this level corresponds to a $\log ft$ value of 5.51 which is consistent with an allowed GT transition. $\log ft$ values from shell model calculations using the V_{MU} interaction are listed in Table V assuming different J^π values for the ^{46}Cl ground state. The decay from a 1^- ground state to a 0^- level at 6902 keV has a $\log ft$ value of 5.63 and to a 2^- state at 6369 keV has a $\log ft$ value of 5.61, making both possible candidates. The 2^- state at 6369 keV can also be populated from the decay of a 2^- ground state in ^{46}Cl and is predicted to have a $\log ft$ of 5.48. Since the 4900-keV level is fed by this probable negative-parity state and decays to the 2_1^+ level at 1553 keV, it will likely have a spin of 1 or 2 with either parity possible.

In Ref. [22] the 2_1^+ energy was reported as 1570(5) keV, while the energy of the 2_1^+ is quoted as 1558(9) keV in Ref. [23], 1554(1) keV in Ref. [24], and 1553(2) keV in this work. The 4_1^+ state is tentatively placed at 3892(9) keV in Ref. [22], at 3866(16) keV in Ref. [23], and at 3872(3) keV in Ref. [24]. The transition analogous in energy in the current work (2311 keV) would place the 4_1^+ state at 3864 keV. The shell model calculations place the 4_1^+ at 3306 keV (FSU) or 3741 keV (V_{MU}) in reasonable agreement.

The first excited 0^+ level was tentatively placed at 2710(21) keV through comparison with level energies from shell model calculations in Ref. [22]. On the other hand, based on angular distribution analysis in the study of $^{44}\text{Ar}(t, p)$ [24], the level at 3695(3) keV was proposed as the 0_2^+ state instead, while the state from Ref. [22] was not seen. In the current study, levels with similar energies to both the prior candidates, 2696 keV and 3686 keV, are observed in ^{46}Cl β_{0n} decay and ^{47}Cl β_{1n} decay, respectively. Shell model calculations generate several yrare 0^+ states with both interactions agreeing on 0^+ being the third excited state, although differing in energy. The 0_2^+ (2948 keV) and 0_3^+ (3623 keV) predictions

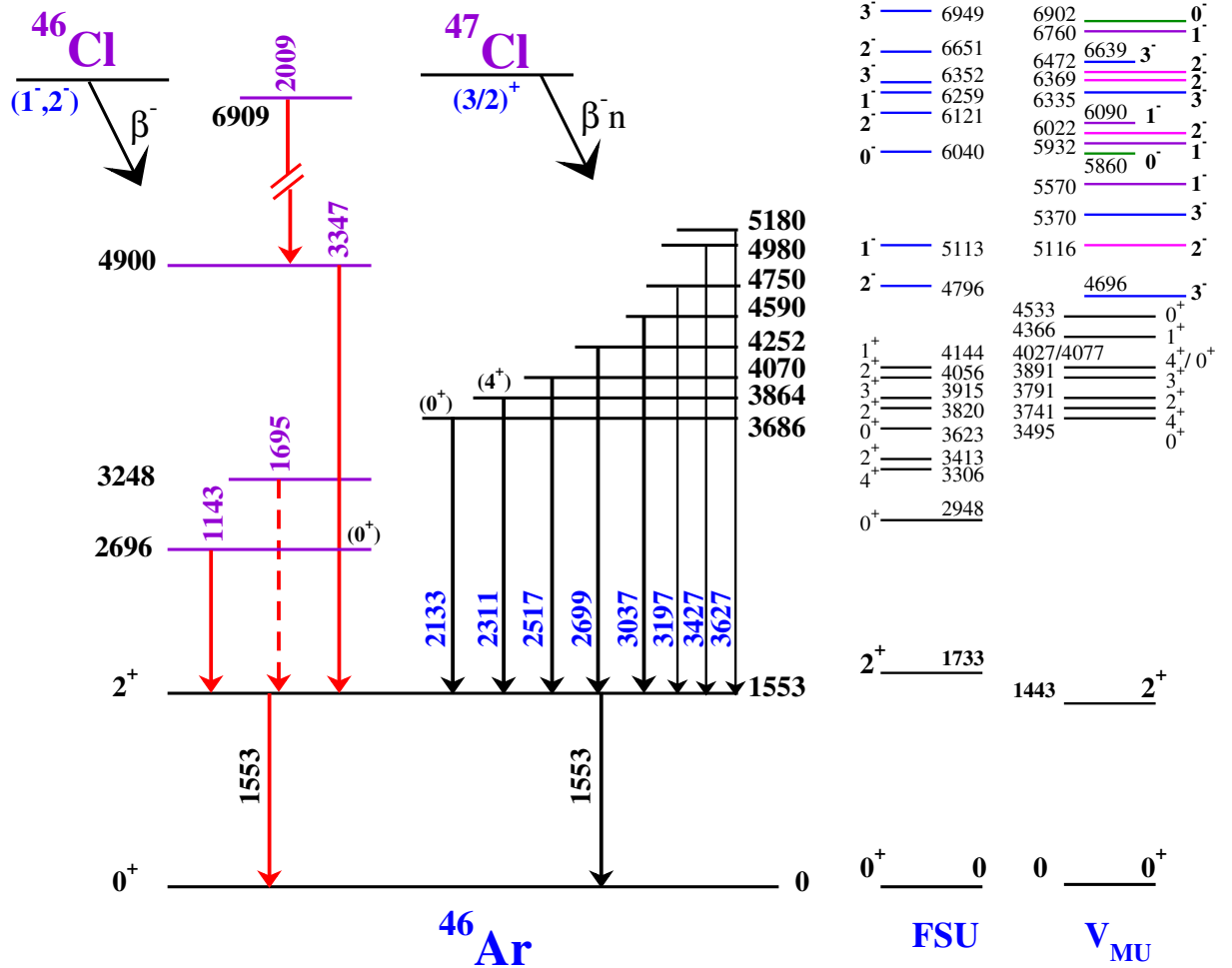


FIG. 7. A Partial level scheme of ^{46}Ar from this work following the $\beta 0n$ -decay of ^{46}Cl is shown on the left. The level scheme deduced from $\beta 1n$ decay of ^{47}Cl is shown on the right. Alongside are predictions from shell model calculations using the FSU [25] and V_{MU} interactions [26]. The positive-parity states are $0p0h$ states while the negative-parity states are $1p1h$ states with excitations across the $N = 20$ shell gap. The first ten positive-parity states are shown for both, while negative parity states (0^- , 1^- , 2^- , and 3^- only) are shown up to 7.0 MeV. The neutron separation energy S_n is 8071.8(24) MeV for ^{46}Ar .

from the FSU interaction agree well with the two experimental states in question. In our previous paper on β^- of ^{45}Cl [30], we had identified the 0_2^+ in ^{44}Ar produced again in the $\beta 1n$ channel at 2978 keV, while the FSU interaction predicted the state at 2717 keV, a difference of 261 keV. Similarly assigning the 2696 keV as 0_2^+ in ^{46}Ar compared to the calculated 2948 keV would be an energy difference of 252 keV making it a very plausible scenario. Of course, more experimentation is needed to definitively clarify the position of the excited 0^+ states, which will impact our understanding of shell structure in this region and can be correlated to nuclear size and deformation.

Based on the experimental information we have, it is not feasible to comment on the spin or parity of other states populated in the ^{47}Cl $\beta 1n$ decay. With decays to the 2_1^+ state, their spins can be constrained to be within 0 and 4 if they have positive parity and likely within 1 and 3 if they have negative parity. Based on relative intensities (see Table III), it appears that the levels at 4070 keV,

4252 keV, and 4590 keV are favored over the others in the neutron emission process, though a definitive determination of the spin-parity cannot be made. In Ref. [24], these states were populated in a (t, p) reaction on ^{44}Ar and were thought to have positive parity, although no spin assignments were made. A positive parity is consistent with their population in the $\beta 1n$ process, as will be discussed in Section IV C.

B. ^{47}Ar

The γ - γ coincidences observed in ^{47}Ar following ^{47}Cl $\beta 0n$ decay were shown in Fig. 4(a). Based on these coincidences, a very tentative level scheme for ^{47}Ar is proposed and shown in Fig. 8. Selected states predicted by shell-model calculations using the FSU interaction [25] and the V_{MU} interaction [26] are displayed alongside for comparison. The neutron separation energy in ^{47}Ar is

TABLE V. Calculated $\log ft$ values for GT and FF transitions using the V_{MU} interaction for selected levels in ^{46}Ar . Different spin-parity possibilities are considered for the parent ^{46}Cl . Only levels below 7 MeV excitation energy and with a $\log ft$ value lower than 6.0 are listed for GT transitions.

GT: ^{46}Cl (0^-)			GT: ^{46}Cl (1^-)			GT: ^{46}Cl (2^-)			GT: ^{46}Cl (3^-)		
J^π	E_γ (keV)	$\log_{10} ft$	J^π	E_γ (keV)	$\log_{10} ft$	J^π	E_γ (keV)	$\log_{10} ft$	J^π	E_γ (keV)	$\log_{10} ft$
1^-	5570	5.37	0^-	5860	5.94	1^-	5570	5.64	3^-	5370	5.70
1^-	6759	5.39	0^-	6902	5.63	1^-	5932	5.98	-	-	-
-	-	-	1^-	5570	5.27	2^-	5116	5.86	-	-	-
-	-	-	1^-	5932	5.81	2^-	6022	5.60	-	-	-
-	-	-	2^-	6369	5.61	2^-	6369	5.48	-	-	-
-	-	-	$2_1^+(\text{FF})$	1443	7.71	$2_1^+(\text{FF})$	1443	6.82	$2_1^+(\text{FF})$	1443	7.32
$0_2^+(\text{FF})$	3496	6.89	$0_2^+(\text{FF})$	3496	8.62	-	-	-	-	-	-

3667(3) keV and, therefore, Gamow-Teller decays from the likely $3/2^+$ ground state of ^{47}Cl would feed levels predicted to be close to or above the neutron separation energy. For example, the $\log ft$ value to the shell-model $3/2_1^+$ state at 3499 keV (V_{MU}) is 5.66 and the $\log ft$ value to the $5/2^+$ state at 4202 keV is 5.77. These predicted positive-parity states are higher in energy than the experimentally observed states. Alternatively, the observed levels may have been populated by First Forbidden (FF) decay. The $\log ft$ values to the shell-model states with J^π of $7/2_2^-$ (2281 keV), $3/2_3^-$ (2550 keV), $5/2_4^-$ (3479 keV) calculated using V_{MU} are 6.79, 6.55, and 6.86 respectively, making all of these predicted states possible candidates for the observed levels.

A $7/2^-$ state was reported at 1745 keV in a prior in-beam γ -ray spectroscopy experiment following one-proton knockout [40]. The same experiment proposed a $3/2_2^-$ state at 2186 keV and $5/2^-$ states at 1231 keV, 2763 keV, and 3437 keV [40]. These states are indicated by green lines in Fig. 8 and as can be seen they align closely in energy to levels with the same J^π predicted by V_{MU} and FSU interactions. The previously-observed $7/2^-$ level at 1745 keV nicely corroborates with the shell-model $7/2_1^-$ state at 1371 keV from the V_{MU} interaction and 1890 keV state as predicted using the FSU interaction. The V_{MU} interaction provides candidate for the 2188 keV and 2763 keV states in the $3/2_2^-$ and $5/2_2^-$ states. This would leave open the possibility of the present 2833-keV and 3166-keV levels tentatively being the $7/2_2^-$ (2281 keV) and $3/2_3^-$ (2550 keV) states though somewhat lower in energy. The equivalent states calculated using the FSU interaction are at 2365 keV ($7/2_2^-$) and 3074 keV ($3/2_3^-$).

C. β -delayed neutron emission

In prior studies, the reported experimental probabilities for β -delayed neutron emission showed dramatic changes as a function of neutron number: 24(4)% for ^{45}Cl , 60(9)% for ^{46}Cl , and then, very surprisingly, less than 3% for ^{47}Cl [35]. From the present work, following the activity in the granddaughter nuclei from the three

TABLE VI. . Measured and calculated delayed neutron emission probabilities in percent. $Q_{\beta\beta}$ values for ^{46}Cl and ^{47}Cl are also noted.

Isotope	$Q_{\beta xn}$ (MeV)	J^π	$P_n(\text{Exp.})$ %	$P_n(V_{MU})$ GT+FF, Q_{exp}	$P_n(V_{MU})$ GT, Q_{exp}
^{46}Cl	16.04(10) $_{0n}$	0^-	75(15)	34.90	43.34
	7.889(160) $_{1n}$	1^-		23.83	26.01
	2.80(14) $_{2n}$	2^-		23.17	27.57
		3^-		32.28	38.28
^{47}Cl	15.79(20) $_{0n}$	$1/2^+$	98(12)	86.13	96.22
	12.12(20) $_{1n}$	$3/2^+$		77.56	87.04
	4.0(3) $_{2n}$				

branches, $\beta 0n$, $\beta 1n$, and $\beta 2n$, we have estimated the P_n values to be 75(15)% for ^{46}Cl and 98(12)% for ^{47}Cl . This smooth and increasing trend is what one would expect as neutron number increases. The measured P_n values are compared with those from shell model calculations (V_{MU}) with and without the inclusion of FF transitions in Table VI. Although the V_{MU} calculations reproduce the trend of increasing P_n with neutron number, it is interesting to note that the P_n values are underestimated in both cases. For ^{47}Cl , the P_n value becomes much smaller than the experimental value with the inclusion of FF transitions, suggesting that the FF contribution is overestimated in the calculation. Revisiting Fig. 3(b) emphasizes that FF transitions are weak for ^{47}Cl decay, as the spectrum is dominated by γ rays from the $\beta 1n$ daughter. In contrast, the measured $T_{1/2}$ values were better reproduced when FF transitions were included. This conflict needs to be explored further with higher-precision measurements of the neutron emission probabilities and the investigation of even more neutron-rich nuclei.

As noted before, a different set of excited states in ^{46}Ar were populated in the $\beta 1n$ decay of ^{47}Cl than those populated in the direct $\beta 0n$ decay of ^{46}Cl . Comparison with prior studies and predictions from shell model calculations seem to favor positive parities for the states seen in $\beta 1n$ decay. In Fig. 9, a simple illustration of how β -delayed neutron emission can proceed based on the occupancies suggested by shell model calculations performed

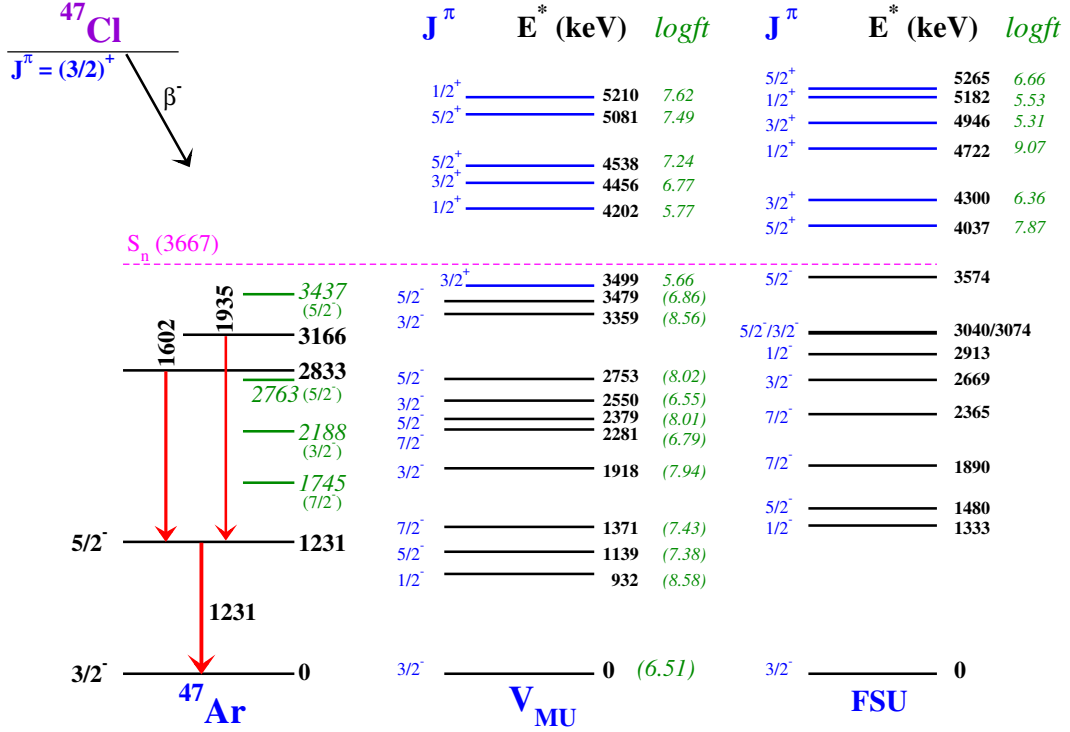


FIG. 8. A Partial level scheme of ^{47}Ar from this work following $\beta 0n$ -decay of ^{47}Cl . Alongside are predictions from shell model calculations using the V_{MU} interaction [26] and the FSU interaction [25]. The negative-parity states are $0p0h$ states while the positive-parity states are $1p1h$ states with excitations across the $N = 20$ shell gap. The first 10 negative-parity excited states are shown. For the positive-parity levels, two states of each of the spins $1/2^+$, $3/2^+$, and $5/2^+$ from the calculations are shown. The $\log ft$ values for the positive-parity states correspond to allowed GT transitions, while for negative-parity states they correspond to FF transitions. The neutron separation energy S_n is 3667(3) keV for ^{47}Ar . The experimental states shown in green and indicated by italics are from Ref. [40] for comparison with the calculations.

using the FSU interaction is shown.

The ground-state configuration of ^{47}Cl ($J^\pi = 3/2^+$) is $\pi[d_{5/2}^6 s_{1/2}^2 d_{3/2}^1] \nu[sd(20)f_{7/2}^8 p_{3/2}^2]$ with a filled neutron sd shell and a hole in the proton $d_{3/2}$ orbital. The states with proton excitations into the fp shell are energetically too high in ^{46}Ar to be reached by GT β^- decay (*i.e.* conversion of one of the fp neutrons into a fp proton). Instead, a GT transformation changes one of the neutrons in either the $\nu s_{1/2}$ or $\nu d_{3/2}$ orbitals to a proton, filling the $\pi d_{3/2}$ orbital, as shown by the arrow in the top cartoon. This leaves a hole in the $\nu d_{3/2}$ or $\nu s_{1/2}$ orbital resulting in a positive parity $1p1h$ state of ^{47}Ar . The ground state configuration of ^{47}Ar ($J^\pi = 3/2^-$) is $\pi[d_{5/2}^6 s_{1/2}^2 d_{3/2}^2] \nu[sd(20)f_{7/2}^8 p_{3/2}^1]$ with a full neutron sd shell and an unpaired neutron in the $p_{3/2}$ orbital. We can assume that the $3/2_2^+$ ($\log ft = 5.3$) and $1/2_2^+$ ($\log ft = 5.5$) states in ^{47}Ar predicted at 4.95 MeV and 5.18 MeV, respectively, are populated in this allowed GT decay from the ground state of ^{47}Cl . With S_n equal to 3.667(3) MeV, these states lie above the neutron separation threshold in ^{47}Ar .

In the next step, neutron emission from these $1p1h$ states populates low-lying positive-parity states in ^{46}Ar , as seen experimentally. For that, an unpaired neutron is

emitted from the sd shell creating a $2p2h$ positive parity state in the daughter nucleus ^{46}Ar , as seen in the bottom cartoon in Fig. 9. This emission is energetically favored due to nuclear pairing and the low l orbitals involved. Breaking a pair would typically cost an additional one or two MeV. According to shell model calculations using the FSU interaction, the 2_1^+ state in ^{46}Ar is a $0p0h$ state with a full neutron sd shell ($\pi[d_{5/2}^6 s_{1/2}^2 d_{3/2}^2] \nu[sd(20)f_{7/2}^8]$). Hence, the neutron emission has to be facilitated by a small admixture of $2p2h$ configuration if the state is populated directly. Therefore, delayed neutron emission is probing and manifesting mixing between configurations ($0p0h$ and $2p2h$ in this case). In a recent publication [41], IBM calculations including configuration mixing (IBM-CM) predicted low-lying states in ^{46}Ar . In that work, it was shown that the yrast 0_1^+ and 2_1^+ states have a low admixture of intruder $[n+2]$ space while the 4_1^+ , 0_2^+ , 2_2^+ , and 4_2^+ states are dominated by $2p2h$ intruder configurations. This can explain the experimental observation of their population in the β -delayed neutron emission channel.

A schematic view of β -delayed neutron emission from ^{46}Cl , which has possible ground-state spin-parities of 1^- and 2^- , is shown in Fig. 10. GT allowed decay would transform one of the sd neutrons into an sd proton, while

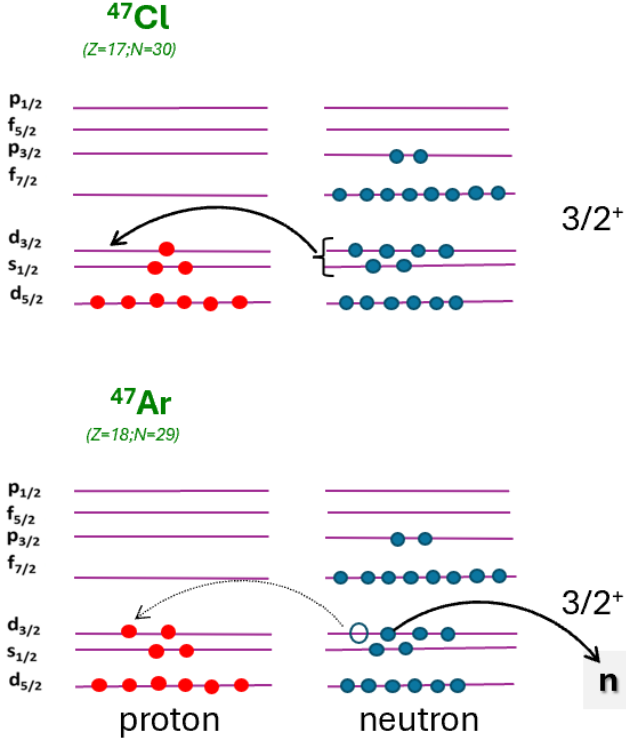


FIG. 9. β -delayed neutron emission: Illustration of the path from the ^{47}Cl ground state ($3/2^+$) to a $1p1h$ $3/2^+$ state in ^{47}Ar by a conversion of a neutron to a proton (GT transformation) (top), and then the emission of a neutron from the sd shell to populate a $2p2h$ positive-parity state (for example the 2_1^+) in the daughter nucleus ^{46}Ar (bottom).

transformation of the unpaired neutron in the $p_{3/2}$ orbital to a $d_{3/2}$ proton would be a FF transition. Following GT decay, the emission of a $p_{3/2}$ neutron would create a $3/2^+$ state in ^{45}Ar due to the unpaired $d_{3/2}$ neutron. On the other hand, if the $d_{3/2}$ neutron is emitted, a $3/2^-$ state would be populated in the daughter nucleus due to the unpaired $p_{3/2}$ neutron. This simple picture seems to be consistent with the observed population of both positive-parity (e.g. 3297 keV, $5/2^+$) and negative-parity (e.g. 1341 keV, $3/2^-$) states, as shown in Fig. 6. The occupancy of the $5/2^+$ state from the shell-model calculation shows contributions from a $d_{5/2}$ hole along with an $s_{1/2}$ hole [30].

V. SUMMARY

The Beta Counting System surrounded by an array of 16 HPGe Clover detectors was used to study the β and β -delayed neutron decays of the exotic $^{46,47}\text{Cl}$ isotopes at the National Superconducting Cyclotron Laboratory. The level structures of $^{45,46,47}\text{Ar}$ were elucidated from the various decays, and comparisons were made to shell model calculations when possible. Following the activity in the granddaughter nuclei, the P_n values for ^{46}Cl and

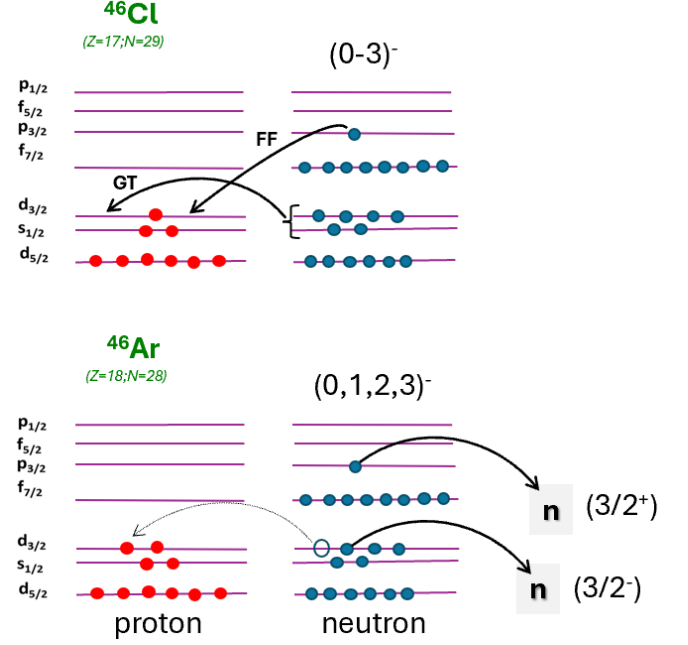


FIG. 10. Illustration of the β -delayed neutron emission process in ^{46}Cl . Top: GT allowed decay would convert, for example, a $d_{3/2}$ neutron to a $d_{3/2}$ proton or a $d_{3/2}$ proton could be formed from FF transition of a $p_{3/2}$ neutron. Bottom: Emission of the $p_{3/2}$ neutron would populate a $3/2^+$ state in ^{45}Ar due to the remaining unpaired $d_{3/2}$ neutron. Emission of a $d_{3/2}$ neutron would populate a $3/2^-$ state in ^{45}Ar due to the remaining $p_{3/2}$ neutron.

^{47}Cl are estimated to be 75(15)% and 98(12)%, respectively. The large P_n for ^{47}Cl is at odds with an extremely low prior measurement of P_n . However the increasing trend for P_n going from ^{45}Cl to ^{47}Cl , is expected as the neutron dripline is approached. The half-lives of $^{46,47}\text{Cl}$ were measured and compared with calculations using the V_{MU} interaction for a variety of possible ground-state spins. When including both GT and FF transitions, good agreement between experiment and theory was found assuming spin-parities of 1^- or 2^- for the ^{46}Cl ground state and a spin-parity of $3/2^+$ for the ^{47}Cl ground state. These spin-parities values are also consistent with the observed decays. Two new γ -ray transitions in ^{47}Ar were identified following the weak $\beta_0 n$ decay of ^{47}Cl . It was also observed that the levels populated in $N = 28$ ^{46}Ar from ^{46}Cl $\beta_0 n$ and ^{47}Cl $\beta_1 n$ decay are completely different beyond the first 2^+ excited state. Differences were also seen in the states populated in ^{45}Ar from ^{46}Cl $\beta_1 n$ decay compared to ^{47}Cl $\beta_2 n$ decay. Attempts were made to explain states populated in delayed neutron emission using a simple shell-model picture.

The large P_n values observed for $^{46,47}\text{Cl}$ indicate a very small decay branch to bound states, likely through FF transitions. This observation seems to be consistent for ^{47}Cl decay. However, for ^{46}Cl , a large branch to the low-lying 2^+ state was observed, somewhat contradictory to

the large P_n value. Furthermore, shell model calculations using the V_{MU} interaction which reproduced the measured half-lives after including FF decays severely underestimated the measured P_n values. This highlights that further work is necessary, both in experiments and in the refinement of theoretical approaches, to quantify the impact of FF transitions. This region of neutron-rich isotopes around the $N = 28$ Island of Inversion remains a fertile testing ground for state-of-the-art nuclear theory. With the start of operations at the new Facility for Rare Isotope Beams (FRIB), nuclei with large β -delayed neutron branches, like ^{46}Cl and ^{47}Cl isotopes studied in the present work, will feature prominently in experimental campaigns. Key experimental devices like the FRIB Decay Station Initiator will allow measurements of both neutrons and γ rays from these exotic systems, allowing for complete decay spectroscopy [42]. With the new radioactive-beam facilities beginning to provide much-needed experimental data, a clearer picture of β -delayed neutron decay and the role of FF transitions may soon

emerge.

ACKNOWLEDGMENTS

We thank the NSCL operations team and the A1900 team, especially Tom Ginter for the production and optimization of the secondary beam. This work was supported by the US National Science Foundation under Grant Nos. PHY-2012522 (FSU) and PHY-1848177 (CAREER), the US Department of Energy, Office of Science, Office of Nuclear Physics under award Nos. DE-SC0020451 (FRIB), DE-FG02-94ER40848 (UML), DE-AC52-07NA27344 (LLNL), DE-AC02-06CH11357 (ANL), and DE-SC0009883 (FSU) and also by the US Department of Energy National Nuclear Security Administration Grant No. DOE-DE-NA0003906 and the Nuclear Science and Security Consortium under Award No. DE-NA0003180.

-
- [1] Gorton, Oliver C., Johnson, Calvin W., and Escher, Jutta E., A problem in the statistical description of beta-delayed neutron emission, EPJ Web of Conf. **284**, 03013 (2023).
 - [2] Z. Y. Xu, R. Grzywacz, A. Gottardo, M. Madurga, I. M. Alonso, A. N. Andreyev, G. Benzoni, M. J. G. Borge, T. Cap, C. Costache, H. De Witte, B. I. Dimitrov, J. E. Escher, A. Fijalkowska, L. M. Fraile, S. Franchoo, H. O. U. Fynbo, B. C. Gonsalves, C. J. Gross, L. J. Harkness-Brennan, J. Heideman, M. Huyse, D. S. Judson, T. Kawano, T. T. King, S. Kisyov, K. Kolos, A. Korgul, I. Lazarus, R. Lică, M. L. Liu, L. Lynch, N. Marginean, R. Marginean, C. Mazzocchi, D. Mengoni, C. Mihai, A. I. Morales, R. D. Page, J. Pakarinen, S. V. Paulauskas, A. Perea, M. Piersa-Silkowska, Z. Podolyák, C. Sotty, S. Taylor, O. Tengblad, P. Van Duppen, V. Vedia, D. Verney, N. Warr, and C. X. Yuan, Compound-nucleus and doorway-state decays of β -delayed neutron emitters $^{51,52,53}\text{K}$, Phys. Rev. Lett. **133**, 042501 (2024).
 - [3] M. Peshkin, A. Volya, and V. Zelevinsky, Non-exponential and oscillatory decays in quantum mechanics, Europhysics Letters **107**, 40001 (2014).
 - [4] S. M. Wang, W. Nazarewicz, A. Volya, and Y. G. Ma, Probing the nonexponential decay regime in open quantum systems, Phys. Rev. Res. **5**, 023183 (2023).
 - [5] O. Sorlin and M.-G. Porquet, Nuclear magic numbers: New features far from stability, Progress in Particle and Nuclear Physics **61**, 602 (2008).
 - [6] T. Otsuka, A. Gade, O. Sorlin, T. Suzuki, and Y. Utsuno, Evolution of shell structure in exotic nuclei, Rev. Mod. Phys. **92**, 015002 (2020).
 - [7] E. Caurier, F. Nowacki, and A. Poves, Merging of the islands of inversion at $n = 20$ and $n = 28$, Phys. Rev. C **90**, 014302 (2014).
 - [8] B. Bastin, S. Grévy, D. Sohler, O. Sorlin, Z. Dombrádi, N. L. Achouri, J. C. Angélique, F. Azaiez, D. Baborodin, R. Borcea, C. Bourgeois, A. Buta, A. Bürger, R. Chapman, J. C. Dalouzy, Z. Dlouhy, A. Drouard, Z. Elekes, S. Franchoo, S. Iacob, B. Laurent, M. Lazar, X. Liang, E. Liénard, J. Mrazek, L. Nalpas, F. Negoita, N. A. Orr, Y. Penionzhkevich, Z. Podolyák, F. Pougheon, P. Roussel-Chomaz, M. G. Saint-Laurent, M. Stanoiu, I. Stefan, F. Nowacki, and A. Poves, Collapse of the $n = 28$ shell closure in ^{42}Si , Phys. Rev. Lett. **99**, 022503 (2007).
 - [9] S. Takeuchi, M. Matsushita, N. Aoi, P. Doornenbal, K. Li, T. Motobayashi, H. Scheit, D. Steppenbeck, H. Wang, H. Baba, D. Bazin, L. Căceres, H. Crawford, P. Fallon, R. Gernhäuser, J. Gibelin, S. Go, S. Grévy, C. Hinke, C. R. Hoffman, R. Hughes, E. Ideguchi, D. Jenkins, N. Kobayashi, Y. Kondo, R. Krücken, T. Le Bleis, J. Lee, G. Lee, A. Matta, S. Michimasa, T. Nakamura, S. Ota, M. Petri, T. Sako, H. Sakurai, S. Shimoura, K. Steiger, K. Takahashi, M. Takechi, Y. Togano, R. Winkler, and K. Yoneda, Well developed deformation in ^{42}Si , Phys. Rev. Lett. **109**, 182501 (2012).
 - [10] A. Gade, B. A. Brown, J. A. Tostevin, D. Bazin, P. C. Bender, C. M. Campbell, H. L. Crawford, B. Elman, K. W. Kemper, B. Longfellow, E. Lunderberg, D. Rhodes, and D. Weisshaar, Is the structure of ^{42}Si understood?, Phys. Rev. Lett. **122**, 222501 (2019).
 - [11] T. Glasmacher, B. Brown, M. Chromik, P. Cottle, M. Fauerbach, R. Ibbotson, K. Kemper, D. Morrissey, H. Scheit, D. Sklenicka, and M. Steiner, Collectivity in 44s, Physics Letters B **395**, 163 (1997).
 - [12] B. Longfellow, D. Weisshaar, A. Gade, B. A. Brown, D. Bazin, K. W. Brown, B. Elman, J. Pereira, D. Rhodes, and M. Spieker, Quadrupole collectivity in the neutron-rich sulfur isotopes $^{38,40,42,44}\text{S}$, Phys. Rev. C **103**, 054309 (2021).
 - [13] C. Force, S. Grévy, L. Gaudefroy, O. Sorlin, L. Căceres, F. Rotaru, J. Mrazek, N. L. Achouri, J. C. Angélique, F. Azaiez, B. Bastin, R. Borcea, A. Buta, J. M. Daugas, Z. Dlouhy, Z. Dombrádi, F. De Oliveira, F. Negoita,

- Y. Penionzhkevich, M. G. Saint-Laurent, D. Sohler, M. Stanoiu, I. Stefan, C. Stodel, and F. Nowacki, Prolate-spherical shape coexistence at $n = 28$ in ^{44}S , *Phys. Rev. Lett.* **105**, 102501 (2010).
- [14] D. Santiago-Gonzalez, I. Wiedenhöver, V. Abramkina, M. L. Avila, T. Baugher, D. Bazin, B. A. Brown, P. D. Cottle, A. Gade, T. Glasmacher, K. W. Kemper, S. McDaniel, A. Rojas, A. Ratkiewicz, R. Meharchand, E. C. Simpson, J. A. Tostevin, A. Volya, and D. Weisshaar, Triple configuration coexistence in ^{44}S , *Phys. Rev. C* **83**, 061305 (2011).
- [15] J. J. Parker, I. Wiedenhöver, P. D. Cottle, J. Baker, D. McPherson, M. A. Riley, D. Santiago-Gonzalez, A. Volya, V. M. Bader, T. Baugher, D. Bazin, A. Gade, T. Ginter, H. Iwasaki, C. Loelius, C. Morse, F. Recchia, D. Smalley, S. R. Stroberg, K. Whitmore, D. Weisshaar, A. Lemasson, H. L. Crawford, A. O. Macchiavelli, and K. Wimmer, Isomeric character of the lowest observed 4^+ state in ^{44}S , *Phys. Rev. Lett.* **118**, 052501 (2017).
- [16] H. Scheit, T. Glasmacher, B. A. Brown, J. A. Brown, P. D. Cottle, P. G. Hansen, R. Harkewicz, M. Hellström, R. W. Ibbotson, J. K. Jewell, K. W. Kemper, D. J. Morrissey, M. Steiner, P. Thierolf, and M. Thoennessen, New region of deformation: The neutron-rich sulfur isotopes, *Phys. Rev. Lett.* **77**, 3967 (1996).
- [17] A. Gade, D. Bazin, C. M. Campbell, J. A. Church, D. C. Dinca, J. Enders, T. Glasmacher, Z. Hu, K. W. Kemper, W. F. Mueller, H. Olliver, B. C. Perry, L. A. Riley, B. T. Roeder, B. M. Sherrill, and J. R. Terry, Detailed experimental study on intermediate-energy coulomb excitation of ^{46}Ar , *Phys. Rev. C* **68**, 014302 (2003).
- [18] S. Calinescu, L. Cáceres, S. Grévy, O. Sorlin, Z. Dombrádi, M. Stanoiu, R. Astabatyán, C. Borcea, R. Borcea, M. Bowry, W. Catford, E. Clément, S. Franchoo, R. Garcia, R. Gillibert, I. H. Guerin, I. Kuti, S. Lukyanov, A. Lepailleur, V. Maslov, P. Morfouace, J. Mrazek, F. Negoita, M. Niikura, L. Perrot, Z. Podolyák, C. Petrone, Y. Penionzhkevich, T. Roger, F. Rotaru, D. Sohler, I. Stefan, J. C. Thomas, Z. Vajta, and E. Wilson, Coulomb excitation of ^{44}Ca and ^{46}Ar , *Phys. Rev. C* **93**, 044333 (2016).
- [19] R. Winkler, A. Gade, T. Baugher, D. Bazin, B. A. Brown, T. Glasmacher, G. F. Grinyer, R. Meharchand, S. McDaniel, A. Ratkiewicz, and D. Weisshaar, Quadrupole collectivity beyond $n = 28$: Intermediate-energy coulomb excitation of $^{47,48}\text{Ar}$, *Phys. Rev. Lett.* **108**, 182501 (2012).
- [20] R. W. Ibbotson, T. Glasmacher, P. F. Mantica, and H. Scheit, Coulomb excitation of odd- a neutron-rich $\pi(s-d)$ and $\nu(f-p)$ shell nuclei, *Phys. Rev. C* **59**, 642 (1999).
- [21] B. Longfellow, D. Weisshaar, A. Gade, B. A. Brown, D. Bazin, K. W. Brown, B. Elman, J. Pereira, D. Rhodes, and M. Spieker, Shape changes in the $n = 28$ island of inversion: Collective structures built on configuration-coexisting states in ^{43}S , *Phys. Rev. Lett.* **125**, 232501 (2020).
- [22] Z. Dombrádi, D. Sohler, O. Sorlin, F. Azaiez, F. Nowacki, M. Stanoiu, Y.-E. Penionzhkevich, J. Timár, F. Amorini, D. Baiborodin, A. Bauchet, F. Becker, M. Belleguic, C. Borcea, C. Bourgeois, Z. Dlouhy, C. Donzau, J. Duprat, Z. Elekes, D. Guillemaud-Mueller, F. Ibrahim, M. Lewitowicz, M. Lopez, R. Lucas, S. Lukyanov, V. Maslov, C. Moore, J. Mrazek, M. Saint-Laurent, F. Sarazin, J. Scarpaci, G. Sletten, C. Stodel, M. Taylor, C. Theisen, and G. Voltolini, Search for particle-hole excitations across the $n=28$ shell gap in $^{45,46}\text{Ar}$ nuclei, *Nuclear Physics A* **727**, 195 (2003).
- [23] L. A. Riley, M. A. Abdelqader, D. Bazin, M. J. Bojazi, B. A. Brown, C. M. Campbell, J. A. Church, P. D. Cottle, D. C. Dinca, J. Enders, A. Gade, T. Glasmacher, M. Honma, S. Horibe, Z. Hu, K. W. Kemper, W. F. Mueller, H. Olliver, T. Otsuka, B. C. Perry, B. T. Roeder, B. M. Sherrill, T. P. Spencer, and J. R. Terry, Thick-target inverse-kinematics proton scattering from ^{46}Ar and the $n = 28$ shell below ^{48}Ca , *Phys. Rev. C* **72**, 024311 (2005).
- [24] K. Nowak, K. Wimmer, S. Hellgartner, D. Mücher, V. Bildstein, J. Diriken, J. Elseviers, L. P. Gaffney, R. Gernhäuser, J. Iwanicki, J. G. Johansen, M. Huyse, J. Konki, T. Kröll, R. Krücken, R. Lutter, R. Orlandi, J. Pakarinen, R. Raabe, P. Reiter, T. Roger, G. Schrieder, M. Seidlitz, O. Sorlin, P. Van Duppen, N. Warr, H. De Witte, and M. Zielinska, Spectroscopy of ^{46}Ar by the (t, p) two-neutron transfer reaction, *Phys. Rev. C* **93**, 044335 (2016).
- [25] R. S. Lubna, K. Kravvaris, S. L. Tabor, V. Tripathi, E. Rubino, and A. Volya, Evolution of the $n = 20$ and 28 shell gaps and two-particle-two-hole states in the fsu interaction, *Phys. Rev. Res.* **2**, 043342 (2020).
- [26] S. Yoshida, Y. Utsuno, N. Shimizu, and T. Otsuka, Systematic shell-model study of β -decay properties and gamow-teller strength distributions in $a \approx 40$ neutron-rich nuclei, *Phys. Rev. C* **97**, 054321 (2018).
- [27] A. Gade and B. Sherrill, *Phys. Scr.* **91**, 053003 (2016).
- [28] D. Morrissey, B. Sherrill, M. Steiner, A. Stolz, and I. Wiedenhoefer, Commissioning the a1900 projectile fragment separator, *Nuclear Instruments and Methods in Physics Research Section B: Beam Interactions with Materials and Atoms* **204**, 90 (2003), 14th International Conference on Electromagnetic Isotope Separators and Techniques Related to their Applications.
- [29] V. Tripathi, S. Bhattacharya, E. Rubino, C. Benetti, J. F. Perello, S. L. Tabor, S. N. Liddick, P. C. Bender, M. P. Carpenter, J. J. Carroll, A. Chester, C. J. Chiara, K. Childers, B. R. Clark, B. P. Crider, J. T. Harke, B. Longfellow, R. S. Lubna, S. Luitel, T. H. Ogunbeku, A. L. Richard, S. Saha, N. Shimizu, O. A. Shehu, Y. Utsuno, R. Unz, Y. Xiao, S. Yoshida, and Y. Zhu, β^- decay of exotic p and s isotopes with neutron number near 28, *Phys. Rev. C* **106**, 064314 (2022).
- [30] S. Bhattacharya, V. Tripathi, S. L. Tabor, A. Volya, P. C. Bender, C. Benetti, M. P. Carpenter, J. J. Carroll, A. Chester, C. J. Chiara, K. Childers, B. R. Clark, B. P. Crider, J. T. Harke, R. Jain, S. N. Liddick, R. S. Lubna, S. Luitel, B. Longfellow, M. J. Mogannam, T. H. Ogunbeku, J. Perello, A. L. Richard, E. Rubino, S. Saha, O. A. Shehu, R. Unz, Y. Xiao, and Y. Zhu, β^- decay of neutron-rich ^{45}Cl located at the magic number $n = 28$, *Phys. Rev. C* **108**, 024312 (2023).
- [31] V. Tripathi, S. Bhattacharya, E. Rubino, C. Benetti, J. F. Perello, S. L. Tabor, S. N. Liddick, P. C. Bender, M. P. Carpenter, J. J. Carroll, A. Chester, C. J. Chiara, K. Childers, B. R. Clark, B. P. Crider, J. T. Harke, R. Jain, B. Longfellow, S. Luitel, M. Mogannam, T. H. Ogunbeku, A. L. Richard, S. Saha, N. Shimizu, O. A. Shehu, Y. Utsuno, R. Unz, Y. Xiao, S. Yoshida, and Y. Zhu, Low spin spectroscopy of neutron-rich $^{43,44,45}\text{Cl}$

- via β^- and βn decay, *Phys. Rev. C* **109**, 044320 (2024).
- [32] J. Prisciandaro, A. Morton, and P. Mantica, Beta counting system for fast fragmentation beams, *Nuclear Instruments and Methods in Physics Research Section A: Accelerators, Spectrometers, Detectors and Associated Equipment* **505**, 140 (2003), proceedings of the tenth Symposium on Radiation Measurements and Applications.
- [33] C. Prokop, S. Liddick, B. Abromeit, A. Chemey, N. Larson, S. Suchyta, and J. Tompkins, Digital data acquisition system implementation at the national superconducting cyclotron laboratory, *Nuclear Instruments and Methods in Physics Research Section A: Accelerators, Spectrometers, Detectors and Associated Equipment* **741**, 163 (2014).
- [34] NNDC, <https://www.nndc.bnl.gov/nudat3/>.
- [35] O. Sorlin, D. Guillemaud-Mueller, A. C. Mueller, V. Borrel, S. Dogny, F. Pougheon, K.-L. Kratz, H. Gabelmann, B. Pfeiffer, A. Wöhr, W. Ziegert, Y. E. Penionzhkevich, S. M. Lukyanov, V. S. Salamatina, R. Anne, C. Borcea, L. K. Fifield, M. Lewitowicz, M. G. Saint-Laurent, D. Bazin, C. Détraz, F.-K. Thielemann, and W. Hillebrandt, Decay properties of exotic $n \approx 28$ s and cl nuclei and the $^{48}\text{Ca}/^{46}\text{Ca}$ abundance ratio, *Phys. Rev. C* **47**, 2941 (1993).
- [36] O. Sorlin, D. Guillemaud-Mueller, R. Anne, L. Axelsson, D. Bazin, W. Böhmer, V. Borrel, Y. Jading, H. Keller, K.-L. Kratz, M. Lewitowicz, S. Lukyanov, T. Mehren, A. Mueller, Y. Penionzhkevich, F. Pougheon, M. Saint-Laurent, V. Salamatina, S. Shoedder, and A. Wöhr, Beta-decay studies of far from stability nuclei near $n = 28$, *Nuclear Physics A* **583**, 763 (1995), nucleus-Nucleus Collisions.
- [37] S. Grévy, J. Angélique, P. Baumann, C. Borcea, A. Buta, G. Canchel, W. Catford, S. Courtin, J. Daugas, F. de Oliveira, P. Dessagne, Z. Dlouhy, A. Knipper, K. Kratz, F. Lecolley, J. Lecouey, G. Lehrseneau, M. Lewitowicz, E. Liénard, S. Lukyanov, F. Maréchal, C. Miehé, J. Mrázek, F. Negoita, N. Orr, D. Pantelica, Y. Penionzhkevich, J. Péter, B. Pfeiffer, S. Pietri, E. Poirier, O. Sorlin, M. Stanoiu, I. Stefan, C. Stodel, and C. Timis, Beta-decay half-lives at the $n=28$ shell closure, *Physics Letters B* **594**, 252 (2004).
- [38] L. Weissman, O. Arnd, U. Bergmann, A. Brown, R. Catherall, J. Cederkall, I. Dillmann, O. Hallmann, L. Fraile, S. Franchoo, L. Gaudefroy, U. Köster, K.-L. Kratz, B. Pfeiffer, and O. Sorlin, β decay of ^{47}Ar , *Phys. Rev. C* **70**, 024304 (2004).
- [39] J. Mrázek, S. Grévy, S. Iulian, A. Buta, F. Negoita, J. Angélique, P. Baumann, C. Borcea, G. Canchel, W. Catford, S. Courtin, J. Daugas, Z. Dlouhy, P. Dessagne, A. Knipper, G. Lehrseneau, F. Lecolley, J. Lecouey, M. Lewitowicz, E. Liénard, S. Lukyanov, F. Maréchal, C. Miehé, F. de Oliveira, N. Orr, D. Pantelica, Y. Penionzhkevich, J. Peter, S. Pietri, E. Poirier, O. Sorlin, M. Stanoiu, O. Stodel, O. Tarasov, and C. Timis, Study of neutron-rich argon isotopes in β -decay, *Nuclear Physics A* **734**, E65 (2004), proceedings of the Eighth International Conference on Nucleus-Nucleus Collisions (NN2003).
- [40] A. Gade, J. A. Tostevin, V. Bader, T. Baugher, D. Bazin, J. S. Berryman, B. A. Brown, C. A. Diget, T. Glasmacher, D. J. Hartley, E. Lunderberg, S. R. Stroberg, F. Recchia, A. Ratkiewicz, D. Weisshaar, and K. Wimmer, Single-particle structure at $n = 29$: The structure of ^{47}Ar and first spectroscopy of ^{45}S , *Phys. Rev. C* **93**, 054315 (2016).
- [41] B. Maheshwari and K. Nomura, Corrigendum: ‘weakening of $n = 28$ shell gap and the nature of 02^+ states’ (2024 j. phys. g: Nucl. part. phys. 51 095101), *Journal of Physics G: Nuclear and Particle Physics* **51**, 109501 (2024).
- [42] I. Cox, Z. Y. Xu, R. Grzywacz, W.-J. Ong, B. C. Rasco, N. Kitamura, D. Hoskins, S. Neupane, T. J. Ruland, J. M. Allmond, T. T. King, R. S. Lubna, K. P. Rykaczewski, H. Schatz, B. M. Sherrill, O. B. Tarasov, A. D. Ayangeakaa, H. C. Berg, D. L. Bleuel, G. Cerizza, J. Christie, A. Chester, J. Davis, C. Dembski, A. A. Doetsch, J. G. Duarte, A. Estrade, A. Fijałkowska, T. J. Gray, E. C. Good, K. Haak, S. Hanai, J. T. Harke, C. Harris, K. Hermansen, D. E. M. Hoff, R. Jain, M. Karny, K. Kolos, A. Laminack, S. N. Liddick, B. Longfellow, S. Lyons, M. Madurga, M. J. Mogannam, A. Nowicki, T. H. Ogunbeku, G. Owens-Fryar, M. M. Rajabali, A. L. Richard, E. K. Ronning, G. E. Rose, K. Siegl, M. Singh, A. Spyrou, A. Sweet, A. Tsantiri, W. B. Walters, and R. Yokoyama, Proton shell gaps in $n = 28$ nuclei from the first complete spectroscopy study with frib decay station initiator, *Phys. Rev. Lett.* **132**, 152503 (2024).