

The Moving Born-Oppenheimer Approximation

Bernardo Barrera

Department of Physics, Boston University, Boston, Massachusetts 02215, USA

Daniel P. Arovas

Department of Physics, University of California at San Diego, La Jolla, California 92093, USA

Anushya Chandran

*Department of Physics, Boston University, Boston, Massachusetts 02215, USA and
Max-Planck-Institut für Physik komplexer Systeme, 01187 Dresden, Germany*

Anatoli Polkovnikov

Department of Physics, Boston University, Boston, Massachusetts 02215, USA

(Dated: February 26, 2025)

We develop a mixed quantum-classical framework, dubbed the Moving Born-Oppenheimer Approximation (MBOA), to describe the dynamics of slow degrees of freedom (DOFs) coupled to fast ones. As in the Born-Oppenheimer Approximation (BOA), the fast degrees of freedom adiabatically follow a state that depends on the slow ones. Unlike the BOA, this state depends on both the positions *and the momenta* of the slow DOFs. We study several model systems: a spin-1/2 particle and a spinful molecule moving in a spatially inhomogeneous magnetic field, and a gas of fast particles coupled to a piston. The MBOA reveals rich dynamics for the slow degree of freedom, including reflection, dynamical trapping, and mass renormalization. It also significantly modifies the state of the fast DOFs. For example, the spins in the molecule are entangled and squeezed, while the gas of fast particles develops gradients that are synchronized with the motion of the piston for a long time. The MBOA can be used to describe both classical and quantum systems and has potential applications in molecular dynamics, state preparation, and quantum sensing.

The full quantum-mechanical simulation of complex systems is often intractable. It is thus important to develop tools to study their dynamics, even if only approximately. The Born-Oppenheimer Approximation (BOA) is the starting point to describe systems with a clear time-scale separation between a set of slow and fast degrees of freedom (DOFs). See, for example, the left panels of Fig. 1, which show: a) a swinging bucket of water, and b) a molecule with three spins that moves in a spatially varying magnetic field $\vec{B}(x)$. The BOA assumes that the fast DOFs (the water/spins) adiabatically follow the instantaneous static equilibrium state determined by the slow DOF (the position of the bucket/molecule) at every instant of time. Thus, for example, the water surface is always horizontal and the spins are fully polarized along the local field direction as the bucket/molecule moves in space. The power of the BOA is that it greatly reduces the dimensionality of the problem at hand. It is widely used in computational chemistry [1, 2] to simulate the dynamics of molecules composed of slow nuclei coupled to fast electrons, and in condensed matter systems [3] to approximately describe quasiparticles in the background of slow degrees of freedom like phonons.

The BOA fails when the fast DOFs are not in instantaneous static equilibrium, either because the nuclear motion is fast, and/or because the energy gap between instantaneous electronic levels is small. A description of the system in these settings is however important, e.g. to compute reaction rates and molecular spectra [4–6]. Several mixed quantum-classical methods have been de-

veloped to go beyond the BOA and incorporate non-adiabatic effects [7]. In many methods, e.g. surface-hopping [8, 9] and multiple spawning [10], the fast DOFs are allowed to transition between different BO surfaces through self-consistently determined rates or spawning events. Other approaches treat these non-adiabatic processes semi-classically. The discrete electronic levels are mapped to continuous phase space representations using spin or boson mappings [11–13], which are then treated within semi-classical expansions. Ref. [14] contains a review of other modern techniques.

The BOA also fails when the emergent pseudo forces experienced by the fast DOFs significantly modify their instantaneous equilibrium state. For example, in Fig. 1(a), the centrifugal force tilts the water surface away from the horizontal, and prevents it from falling to the ground even when the bucket is upside down.

The subject of this work is a systematic and non-perturbative description that accounts for analogs of the pseudo forces in generic classical and quantum systems. The framework is called “The Moving Born-Oppenheimer Approximation” (MBOA), as it is the BOA applied to the effective Hamiltonian of the fast DOFs in frames of reference co-moving with the slow DOFs. We note the recent and parallel development of these ideas, in particular the derivation of the moving frame Hamiltonian, in the chemistry literature [15, 16]. The phenomena that we uncover in this article are however significantly different from previous works.

We begin by deriving a dressed effective Hamiltonian

for the fast DOFs. As the slow DOFs evolve in time, the fast ones adiabatically follow the eigenstates of this Hamiltonian, which are qualitatively different from the BO states. In particular, they depend on both the slow coordinates and momenta, involve *coherent* superpositions of the instantaneous BO states, and are generically entangled. In the example shown in Fig. 1(b), instead of remaining in a fully polarized state, the spins lag behind the instantaneous direction of the magnetic field and are entangled and squeezed. Note the difference with a beyond-BO method like e.g. surface hopping, where non-adiabatic transitions are treated incoherently, and as such the fast DOFs are in a classical mixture of BO states.

In turn, the corrections to the instantaneous equilibrium of the fast DOFs modify the dynamics of the slow ones. The MBOA produces effective Hamiltonians for the slow DOFs which can capture rich physics missed within standard approaches, including dynamical trapping and momentum-dependent pseudo forces. The procedure is reminiscent of the Schrieffer-Wolff transformation, except that slow variables are first systematically integrated out. In both cases, the effects of such elimination can be non-perturbative, leading to new physics like, for example, the Kondo effect in magnetic materials [17].

The paper is organized as follows: In Sec. I, we outline the key ideas behind the MBOA. In Sec. II, we study several model examples demonstrating numerical agreement of the formalism with exact dynamics. In particular, we analyze a spin-1/2 particle and a spinful molecule moving in a spatially inhomogeneous magnetic field. The MBOA suggests interesting possibilities to produce spin entanglement and squeezing through motion. We then discuss a classical gas of fast particles coupled to a slow piston which develop non-trivial position-momentum correlations. In particular, they settle into a long-lived non-dissipative state that is synchronized with the motion of the piston. In Sec. III we sketch the derivation of the MBOA formalism, with additional details discussed in the Supplementary Information.

I. FORMALISM

Consider a system composed of a slow DOF with coordinate \hat{x} and conjugate momentum \hat{q} , as well as a fast quantum DOF described by a set of spin operators $\hat{\sigma}$. In general, both the slow and fast DOFs can be multi-dimensional. For concreteness, we consider the following class of Hamiltonians,

$$H(\hat{\sigma}, \hat{x}, \hat{q}) = \frac{\hat{q}^2}{2M} + V(\hat{x}) + H_{\text{int}}(\hat{\sigma}, \hat{x}), \quad (1)$$

where $V(\hat{x})$ is an external potential and $H_{\text{int}}(\hat{\sigma}, \hat{x})$ describes the interaction between the fast DOF and the slow coordinate. We illustrate all general expressions with a specific example of a spin-1/2 particle moving in

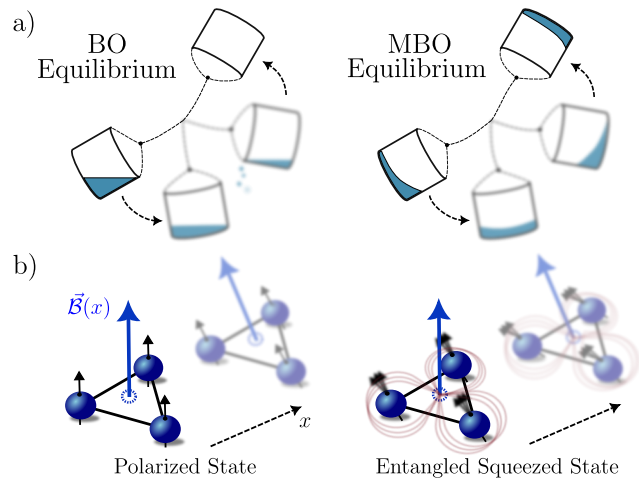


FIG. 1. Schematic depiction of BO vs. MBO equilibrium for two examples: a) a swinging bucket of water, and b) a molecule with three spins moving in a spatially varying magnetic field $\vec{B}(x)$. In the BOA, the fast DOFs (the water/spins) adiabatically follow their instantaneous ground state as the slow DOF (the position of the bucket/molecule) evolves in time. Thus, the water surface is horizontal, and the spins are fully polarized along the local field direction. In the MBOA, the fast DOFs adiabatically follow the ground state of an effective Hamiltonian which contains analogs of pseudo forces. The centrifugal pseudo force tilts the water surface away from the horizontal and prevents it from falling out of the bucket even when it is upside down. Analogous forces cause the spins to lag behind the local magnetic field and follow a many-body state that is entangled and squeezed.

a spatially varying magnetic field. The fast DOF (the spin) couples to the slow one (the position of the particle) through,

$$H_{\text{int}}(\hat{x}, \hat{\sigma}) = -\mu \vec{B}(\hat{x}) \cdot \hat{\sigma}. \quad (2)$$

This work treats the evolution of the slow coordinate classically, while treating the fast DOF within quantum-mechanics. To do so, it is convenient to adopt the Wigner-Weyl formalism, which we review below.

A. Background

The Wigner-Weyl Formalism

The Wigner-Weyl formalism is an exact formulation of quantum mechanics using phase space variables [18, 19]. Quantum-mechanical operators are transformed to functions of the phase space variables (x, p) via the one-to-one map, $\hat{\Omega} \leftrightarrow \Omega(x, p)$, where $\Omega(x, p)$ is known as the Weyl symbol of operator $\hat{\Omega}$. Formally, the Weyl symbol is obtained through the Wigner-Weyl transform,

$$\Omega(x, p) = \int_{-\infty}^{\infty} d\xi \langle x - \xi/2 | \hat{\Omega} | x + \xi/2 \rangle e^{i \frac{p\xi}{\hbar}}. \quad (3)$$

A few examples of Weyl symbols include $f(\hat{x}) \leftrightarrow f(x)$ and $g(\hat{q}) \leftrightarrow g(p)$. For operators that contain both \hat{x} and \hat{q} , the Wigner-Weyl mapping is particularly simple for the so-called Weyl-ordered operators; for example, $(\hat{x}\hat{q} + \hat{q}\hat{x})/2 \leftrightarrow xp$.

The Wigner-Weyl mapping can be extended to mixed quantum-classical systems through the use of the partial Wigner transform [20]. For a system described by Eq. (1), the Hilbert space is given as a tensor product of the slow (classical) and fast (quantum) Hilbert spaces, $\mathbb{H} = \mathbb{H}^C \otimes \mathbb{H}^Q$. The Weyl symbol is obtained using Eq. (3) in the position eigenbasis of \mathbb{H}^C and remains a quantum mechanical operator acting in \mathbb{H}^Q . Throughout the text, we use bold font to denote such mixed quantum-classical operators. For example, the Weyl symbol of Eq. (1) is $\hat{\mathbf{H}}(x, p) = (p^2/(2M) + V(x))\hat{\mathbf{I}} + \hat{\mathbf{H}}_{\text{int}}(x) = (p^2/(2M) + V(x))\hat{\mathbf{I}} - \mu\vec{\mathcal{B}}(x) \cdot \hat{\sigma}$, where $\hat{\mathbf{I}}$ denotes the identity operator in \mathbb{H}^Q .

The Born-Oppenheimer Approximation

The BOA assumes that the fast DOFs adiabatically follow the instantaneous eigenstates of $\hat{\mathbf{H}}(x, p)$ as x and p slowly change in time. We denote the n -th eigenstate at a given x by $|\psi_n^{\text{BO}}(x)\rangle$, which we refer to as the ‘‘BO state’’. When the fast variables only couple to the coordinate as in Eq. (1), $|\psi_n^{\text{BO}}(x)\rangle$ is obtained from the unitary transformation $\hat{\mathbf{U}}_{\text{BO}}(x)$ which diagonalizes $\hat{\mathbf{H}}_{\text{int}}(x)$. For the Hamiltonian given by Eq. (2), the two BO states correspond to spinors that are aligned or anti-aligned with the local magnetic field $\vec{\mathcal{B}}(x)$.

The energy of the n -th BO state then provides an effective Hamiltonian for the evolution of the slow coordinate and momentum,

$$\mathcal{H}_n^{\text{BO}}(x, p) = \langle \psi_n^{\text{BO}}(x) | \hat{\mathbf{H}}(x, p) | \psi_n^{\text{BO}}(x) \rangle. \quad (4)$$

The time-evolved position $x(t)$ and momentum $p(t)$ are obtained through the standard equations of motion $\dot{x} = \partial_p \mathcal{H}_n^{\text{BO}}$, $\dot{p} = -\partial_x \mathcal{H}_n^{\text{BO}}$ [21]. For the spin example, the two BO Hamiltonians corresponding to $n = +, -$ are $\mathcal{H}_{\pm}^{\text{BO}}(x, p) = p^2/2M + V(x) \pm \mu\mathcal{B}(x)$. The functions $V_n^{\text{BO}}(x) \equiv \langle \psi_n^{\text{BO}}(x) | \hat{\mathbf{H}}_{\text{int}}(x) | \psi_n^{\text{BO}}(x) \rangle$ are called the Born-Oppenheimer potentials or surfaces.

The Moving Frame

The ‘‘moving frame’’ is a choice of basis for the fast DOFs that is co-rotating with the instantaneous BO states. Specifically, we perform a unitary rotation given by $\hat{U}_{\text{BO}} \equiv U_{\text{BO}}(\hat{x})$, such that operators \hat{O} are mapped to $\hat{U}_{\text{BO}}^\dagger \hat{O} \hat{U}_{\text{BO}}$. Note that the unitary rotation and the Wigner-Weyl transform do not commute, and as a result we obtain a different representation of Weyl symbols in the moving basis (see Sec. III for details). In particular,

the Weyl symbols of position and momentum operators transform non-trivially as,

$$\hat{x} \rightarrow \hat{x}^{\text{M}} \equiv x \hat{\mathbf{I}}, \quad \hat{q} \rightarrow \hat{q}^{\text{M}} \equiv p \hat{\mathbf{I}} - \hat{\mathbf{A}}_x(x), \quad (5)$$

where the superscript M is added to refer to the Weyl symbols of various operators in the moving frame. We term such Weyl symbols as the ‘‘dressed operators’’, such that Eq. (5) represents the dressed coordinate and momentum of the particle. We emphasize that p is the canonical momentum conjugate to x . Like in electromagnetism, p should be distinguished from the physical momentum operator $\hat{\mathbf{q}}^{\text{M}}$, whose expectation value represents the mass times the mean velocity of the particle.

The operator $\hat{\mathbf{A}}_x(x) = i\hbar(\partial_x \hat{\mathbf{U}}_{\text{BO}}) \hat{\mathbf{U}}_{\text{BO}}^\dagger$ is known as the adiabatic gauge potential (AGP) [22]. For the spin-1/2 example, the AGP is proportional to the angular momentum operator in the direction orthogonal to the rotation plane of the magnetic field $\vec{\mathcal{B}}(x)$. Specifically, if the field rotates in the y - z plane, with $\theta(x)$ denoting the angle with the z -axis, then,

$$\hat{\mathbf{A}}_x(x) = -\frac{\hbar}{2} \theta'(x) \hat{\sigma}_x. \quad (6)$$

The expectation values of the AGP or, alternatively, its projections to individual eigenstates $|\psi_n^{\text{BO}}(x)\rangle$, are known as the Berry connections [23]. If the eigenstate manifold is degenerate, the corresponding projection is called a non-Abelian Berry connection [24, 25]. In the chemistry literature, $\hat{\mathbf{A}}_x$ is known as the non-adiabatic derivative coupling [26]. Although we only consider examples where the AGP can be found exactly, there exist efficient variational approaches that do not require exactly diagonalizing the interaction Hamiltonian to compute $\hat{\mathbf{A}}_x$ [27–30].

The structure of the dressed operators has important consequences on both equilibrium and dynamical properties of the system. For example, Eq. (6) implies that $\hat{\mathbf{q}}^{\text{M}}$ is spin-dependent. As a result, if the particle’s canonical momentum p has small fluctuations, then the measurements of particle’s physical momentum q at position x will produce bimodal distributions peaked around the values $p \pm \hbar\theta'(x)/2$ [31]. Another effect of $\hat{\mathbf{q}}^{\text{M}}$ being an operator in \mathbb{H}^Q is the emergence of quantum interference even in spin-independent observables, as we illustrate in Sec. II.

Most importantly, the Hamiltonian acquires new terms in the moving frame that are momentum-dependent and modify both the dynamics and the adiabatic state followed by the fast DOFs. By performing the substitution in Eq. (5), we obtain,

$$\begin{aligned} \hat{\mathbf{H}}^{\text{M}}(x, p) &= \frac{(p - \hat{\mathbf{A}}_x(x))^2}{2M} + \hat{\mathbf{H}}_{\text{int}}(x), \\ &= \hat{\mathbf{H}}(x, p) - \frac{p\hat{\mathbf{A}}_x(x)}{M} + \frac{\hat{\mathbf{A}}_x^2(x)}{2M}. \end{aligned} \quad (7)$$

The new terms have well-defined classical analogues. They give rise to pseudo forces due to the moving frame

transformation. For example, if the slow variable represents the center of mass coordinate of a system of particles, then the AGP is the total momentum operator of these particles, and the Hamiltonian in Eq. (7) is a standard Galilean transformation. Likewise, if x represents the angular variable of fast particles, then the AGP is the angular momentum operator, and Eq. (7) is the transformation to the rotating frame. For the former, the emergent force is the inertial force, while for the latter they are the centrifugal and the Coriolis forces. Whereas for these simple examples the corrections from the MBOA reduce to well-known expressions, our formalism generalizes this procedure to more general situations.

Several important corrections to the BOA were found early on by M. Berry [24]. In Eq. (4), if the average is taken not with respect to the bare Hamiltonian $\hat{\mathbf{H}}$, but instead the moving one, $\langle \psi_n^{\text{BO}}(x) | \hat{\mathbf{H}}^{\text{M}}(x, p) | \psi_n^{\text{BO}}(x) \rangle$, one obtains important corrections to $\mathcal{H}_n^{\text{BO}}$ that enter in the form of vector and scalar potentials. In particular, the Berry connection plays the role of an emergent vector potential for the slow coordinate, and the metric tensor, given by the variance of the AGP, appears as a correction to the BO scalar potential. The key difference between these standard approaches and the one developed here (see also Ref. [15] for an earlier related work) are the corrections to the dynamics of both slow *and* the fast DOFs. For example, Ref. [24] assumes that the fast DOFs follow the BO equilibrium and neglects the off-diagonal terms in $\hat{\mathbf{A}}_x$. However, these off-diagonal corrections are, for example, responsible for the emergence of the inertial force, which can significantly modify the BO state [22, 32].

The transformation to the moving frame is also possible when both slow and fast variables are classical. In this case, it corresponds to a canonical transformation of the fast variables which keeps their trajectories invariant under adiabatic changes in x . Then, Eq. (5) enforces canonical relations between fast and slow variables, which ensures validity of the Hamiltonian equations of motion for the slow variables. We illustrate this transformation in Sec. II using a toy system of a piston coupled to fast particles.

B. Moving Born-Oppenheimer Approximation

Dynamics of Individual MBO States

In the MBOA, the fast DOFs are assumed to adiabatically follow the eigenstates of the moving Hamiltonian $\hat{\mathbf{H}}^{\text{M}}(x, p)$,

$$\hat{\mathbf{H}}^{\text{M}}(x, p) |\psi_n^{\text{MBO}}(x, p)\rangle = \mathcal{H}_n^{\text{MBO}}(x, p) |\psi_n^{\text{MBO}}(x, p)\rangle. \quad (8)$$

We refer to these states as the MBO states, and remark that they will be in general both x and p dependent, in contrast to the usual BO states. Thus, the picture to have in mind is sketched in Fig. 2. The fast degree of freedom, for simplicity shown as a spinor, adiabatically

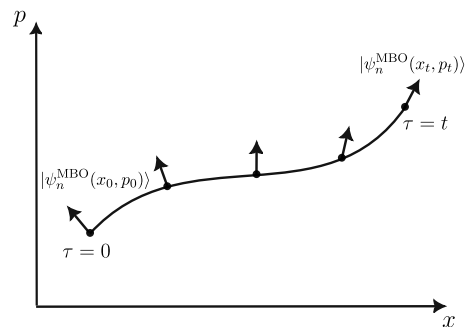


FIG. 2. Schematic of the MBO framework. The fast degree of freedom, for simplicity shown as a spinor, adiabatically follows an MBO eigenstate $|\psi_n^{\text{MBO}}(x, p)\rangle$ of the moving Hamiltonian $\hat{\mathbf{H}}^{\text{M}}(x, p)$ as the slow DOF traces a path through its phase space. We note that MBO states are determined by the position x and momentum p of the slow coordinate.

follows a particular eigenstate $|\psi_n^{\text{MBO}}(x, p)\rangle$ as the slow DOF traces a path through its phase space.

The energy of each MBO state then serves as an effective Hamiltonian governing the dynamics of the slow variables,

$$\mathcal{H}_n^{\text{MBO}}(x, p) = \langle \psi_n^{\text{MBO}}(x, p) | \hat{\mathbf{H}}^{\text{M}}(x, p) | \psi_n^{\text{MBO}}(x, p) \rangle. \quad (9)$$

Note the resemblance between Eq. (4) and Eq. (9). However, $\mathcal{H}_n^{\text{MBO}}$ has non-trivial dependence on both x and p both explicitly through the moving Hamiltonian $\hat{\mathbf{H}}^{\text{M}}(x, p)$ and implicitly through the state $|\psi_n^{\text{MBO}}(x, p)\rangle$.

In order to compute the time evolution of some observable $\hat{\Omega} = \Omega(\hat{x}, \hat{p}, t)$ within the MBOA, we solve the non-linear equations of motion,

$$\begin{aligned} \frac{dx}{dt} &= \frac{\partial \mathcal{H}_n^{\text{MBO}}(x, p)}{\partial p} = \langle \psi_n^{\text{MBO}} | \partial_p \hat{\mathbf{H}}^{\text{M}} | \psi_n^{\text{MBO}} \rangle, \quad (10) \\ \frac{dp}{dt} &= -\frac{\partial \mathcal{H}_n^{\text{MBO}}(x, p)}{\partial x} = -\langle \psi_n^{\text{MBO}} | \partial_x \hat{\mathbf{H}}^{\text{M}} | \psi_n^{\text{MBO}} \rangle \quad (11) \end{aligned}$$

The last equalities follow from the Hellmann-Feynman theorem. Denote the solutions of these equations as $(x_n(t), p_n(t))$, where the subscript n denotes the index of the eigenstate of $\hat{\mathbf{H}}^{\text{M}}$. Then, we evaluate the expectation value of the (dressed) Weyl symbol of the observable $\Omega_n^{\text{M}}(x, p) \equiv \langle \psi_n^{\text{MBO}}(x, p) | \hat{\Omega}^{\text{M}}(x, p) | \psi_n^{\text{MBO}}(x, p) \rangle$ at $x = x_n(t)$ and $p = p_n(t)$. For example, if the fast degrees of freedom follow the MBO ground state $n = 0$, the expectation value of the momentum operator is given by $\langle \hat{\mathbf{q}}^{\text{M}}(t) \rangle = p_0(t) - A_x(t)$, where $A_x(t) \equiv \langle \psi_0(t) | \hat{\mathbf{A}}_x(x_0(t)) | \psi_0(t) \rangle$ is the Berry connection evaluated in the MBO ground state. Here, we use the short hand notation $|\psi_0(t)\rangle \equiv |\psi_0^{\text{MBO}}(x_0(t), p_0(t))\rangle$. Likewise $\langle (\hat{\mathbf{q}}^{\text{M}})^2(t) \rangle = [p_0(t) - A(t)]^2 + g_{xx}(t)$, where $g_{xx}(t) = \langle \psi_0(t) | \hat{\mathbf{A}}_x^2(x_0(t)) | \psi_0(t) \rangle - A_x^2(t)$ is the fidelity susceptibility or equivalently the Fubini-Study metric tensor also evaluated in the moving ground state [33].

Finally, we average $\Omega_n^M(t)$ over a distribution of initial conditions $\{x, p\} \equiv \{x_n(0), p_n(0)\}$, which are described by the (dressed) Wigner function $W_n^M(x, p)$, such that,

$$\langle \hat{\Omega}(t) \rangle \approx \int \frac{dx dp}{2\pi\hbar} W_n^M(x, p) \Omega_n^M(t), \quad (12)$$

with $\Omega_n^M(t) = \Omega_n^M(x_n(t), p_n(t))$. This equation represents the Truncated Wigner Approximation (TWA) [19], with the subtlety that the classical Hamiltonian depends on the moving eigenstate.

General Mixed Quantum-Classical Dynamics

Suppose the fast DOFs are prepared, not in a single MBO eigenstate, but in an arbitrary initial state. Since this state will generically be a coherent superposition of the MBO states, the resulting dynamics can exhibit interference at short or intermediate times. To describe these effects, we present a general MBOA scheme which requires the time evolution of the entire matrix $\hat{\Omega}^M(x, p)$ in the MBO basis.

Consider the matrix elements $\hat{\Omega}_{mn}^M(x, p)$ of the dressed operator in the basis of eigenstates of $\hat{\mathbf{H}}^M(x, p)$. As we show in Sec. III, the matrix element $\hat{\Omega}_{mn}^M$ evolves in time with the Hamiltonian $\mathcal{H}_{mn}^{\text{MBO}}$, which depends on both indices m and n ,

$$\mathcal{H}_{mn}^{\text{MBO}}(x, p) \equiv \frac{\mathcal{H}_m^{\text{MBO}}(x, p) + \mathcal{H}_n^{\text{MBO}}(x, p)}{2}. \quad (13)$$

Denote $x_{mn}(t)$ and $p_{mn}(t)$ as the solutions to the equations of motion $\dot{x} = \partial_p \mathcal{H}_{mn}^{\text{MBO}}$ and $\dot{p} = -\partial_x \mathcal{H}_{mn}^{\text{MBO}}$. Then, the time-evolved Weyl symbol $\hat{\Omega}^M(t)$ is given by,

$$\hat{\Omega}_{mn}^M(t) = e^{i\Phi_{mn}(t)} \hat{\Omega}_{mn}^M(x_{mn}(t), p_{mn}(t)), \quad (14)$$

where we have defined the time-dependent phase,

$$\Phi_{mn}(t) = \frac{1}{\hbar} \int_0^t d\tau [\mathcal{H}_m^{\text{MBO}}(x_{mn}(\tau), p_{mn}(\tau)) - \mathcal{H}_n^{\text{MBO}}(x_{mn}(\tau), p_{mn}(\tau))]. \quad (15)$$

The phase contains interference effects between different MBO eigenstates and includes both dynamical and geometric contributions. Note that for diagonal elements $m = n$ we recover the earlier result, as $\mathcal{H}_{nn}^{\text{MBO}} = \mathcal{H}_n^{\text{MBO}}$ and $\Phi_{nn} = 0$.

Finally, the expectation value of the observable $\hat{\Omega}$ is evaluated according to,

$$\langle \hat{\Omega}(t) \rangle \approx \int \frac{dx dp}{2\pi\hbar} \text{Tr} \left\{ \hat{\mathbf{W}}^M(x, p) \hat{\Omega}^M(t) \right\}, \quad (16)$$

where $\hat{\mathbf{W}}^M$ is the dressed Weyl symbol of the density matrix. In order to implement the MBOA, one thus has to solve $D(D+1)/2$ classical equations of motion, where D is

the dimensionality of the fast Hilbert space \mathbb{H}^Q . The corresponding initial conditions are sampled from the matrix elements of the Wigner function $\hat{\mathbf{W}}_{nm}^M(x, p)$. We highlight the mixed quantum-classical nature of Eq. (16). The evolution of the matrix elements of the observable is dictated by Hamiltonian mechanics, with a different Hamiltonian given by Eq. (13) for each entry. In addition, off-diagonal matrix elements also acquire phases leading to the quantum-mechanical interference between MBO states. Such interference results in coherent transient oscillations of $\langle \hat{\Omega}(t) \rangle$, as examined in Sec. II.

II. EXAMPLES

We now apply the MBOA to select examples. We demonstrate numerical agreement with exact quantum dynamics and highlight new physics which lie beyond the standard BO formalism.

A. Spin-1/2 Particle in a Spatially Varying Magnetic Field

Consider the textbook example of the spin-1/2 particle in 1d interacting with a position-dependent magnetic field [34, 35], with the Hamiltonian in Eq. (1), Eq. (2), and $V(\hat{x}) = 0$. For concreteness, we take the magnetic field to rotate in the plane perpendicular to the motion, $\vec{\mathcal{B}}(x) = \mathcal{B}(x)(\cos\theta(x)\hat{z} + \sin\theta(x)\hat{y})$.

Within the Born-Oppenheimer approximation, the spin follows the instantaneous eigenstates of the magnetic potential energy as it moves in space. That is, the spin remains aligned with the local magnetic field, and the BO potential only depends on the magnitude of the field $\mathcal{B}(x)$.

However, if the motion is sufficiently fast, corrections to the BOA become important. Using Eq. (7) and the explicit form of the AGP in Eq. (6), the moving Hamiltonian is,

$$\hat{\mathbf{H}}^M = \frac{p^2}{2M} + \frac{\hbar^2(\theta'(x))^2}{8M} - \mu\vec{\mathcal{B}}(x) \cdot \hat{\sigma} + \frac{\hbar}{2M} p \theta'(x) \hat{\sigma}_\perp, \quad (17)$$

where $\hat{\sigma}_\perp \equiv \hat{\sigma}_x$ is the spin component in the direction orthogonal to the rotation plane of the magnetic field. The first two terms multiplying the identity matrix (which we omit to simplify notations), do not affect the spin eigenstates. The remaining two terms represent the Hamiltonian for a spin in an effective momentum-dependent magnetic field $\vec{\mathcal{B}}_{\text{eff}}(x, p)$ with magnitude,

$$\mathcal{B}_{\text{eff}}(x, p) = \sqrt{\mathcal{B}(x)^2 + \frac{\hbar^2 p^2 (\theta'(x))^2}{4M^2 \mu^2}}, \quad (18)$$

which is tilted in the x -direction, i.e. the direction of motion. In particular, it makes an angle ϕ with the real

magnetic field given by,

$$\phi(x, p) = \tan^{-1} \left(\frac{\hbar\theta'(x)p}{2M\mu\mathcal{B}(x)} \right). \quad (19)$$

Interestingly, \mathcal{B}_{eff} does not vanish even if the real magnetic field is zero. This result might look surprising at first sight, since if the magnetic field is zero then the two spin states are exactly degenerate. However, hiding behind is an interesting physical result that the states polarized along the x -axis, i.e. perpendicular to the magnetic field rotation plane, are gapped in the moving frame and hence robust to non-adiabatic effects.

Reflection and Dynamical Trapping

Consider a magnetic field with constant magnitude $\mathcal{B}(x) = \mathcal{B}$, but with a region of non-zero rotation at the origin. The rotation of the field is set by $\theta(x) = \theta_0(1 + \text{erf}(x/d))$, such that it rotates by a total angle of $2\theta_0$ over a distance of the order of d . The particle is prepared in a wavepacket at some position x_0 that is far away from any field rotation, $|x_0| \gg d$, and moving with velocity p_0/m towards the origin. The spin is initially polarized in the direction of the local magnetic field.

Within the BOA, the predicted dynamics is trivial. The spin remains aligned with the field and the Hamiltonian of the motional DOF is modified by a constant potential energy of $-\mu\mathcal{B}$. The particle consequently moves through the origin with constant velocity.

Within the MBOA, non-adiabatic corrections significantly modify the dynamics of the particle. As it enters the region of non-zero θ' , the spin follows the MBO ground state, $|\psi_{\pm}^{\text{MBO}}\rangle = \cos(\phi/2)|\psi_{\pm}^{\text{BO}}\rangle - \sin(\phi/2)|\psi_{\mp}^{\text{BO}}\rangle$ of $\hat{\mathbf{H}}^{\text{M}}(x, p)$, with ϕ given by Eq. (19). Then, according to Eq. (9), the two classical Hamiltonians for the ground and excited states read,

$$\mathcal{H}_{\mp}^{\text{MBO}}(x, p) = \frac{p^2}{2M} + \frac{\hbar^2(\theta'(x))^2}{2M} \mp \mu\mathcal{B}_{\text{eff}}(x, p). \quad (20)$$

If non-adiabatic effects are small, virtual excitations of the spin effectively renormalize the mass of the particle [22]. For concreteness, consider a spin in the MBO ground state with Hamiltonian $\mathcal{H}_{\pm}^{\text{MBO}}(x, p)$. In the perturbative regime with $|\tan(\phi(x, p))| \ll 1$, one can Taylor expand $\mathcal{B}_{\text{eff}}(x, p)$. The leading nonadiabatic term proportional to p^2 produces a position-dependent correction to the particle mass as $M \rightarrow M + \kappa(x)$, with $\kappa(x) = \frac{(\hbar\theta'(x))^2}{4\mu\mathcal{B}(x)}$.

The MBOA dynamics are however most interesting when the non-adiabatic effects are large, i.e. in the non-perturbative $\kappa/M > 1$ regime. The top two panels in Fig. 3 show the energy contours in phase space of $\mathcal{H}_{\pm}^{\text{MBO}}$ for $\kappa(x=0) = 2M$. In the panel corresponding to $\mathcal{H}_{-}^{\text{MBO}}$, we highlight in blue the appearance of orbits in which the particle reflects from the origin. Indeed, the field rotation creates an effective energetic barrier of height V_{eff} at

$x = 0$ (see Appendix E for details). Within the MBOA, a spin with initial kinetic energy below the barrier height cannot cross the region of field rotation and is reflected back. The red trajectory highlights another interesting effect. If the spin is initially prepared in the MBO ground state within some phase space region bounded by a separatrix (shown as a dashed line), it remains dynamically trapped around the origin. In both cases, the emergent dynamics is qualitatively different from that predicted by the BOA. Similar results for a related model were reported earlier in Ref. [15].

We stress again that the momentum p does not correspond to the mechanical momentum of the particle, which is rather obtained as $M\dot{x} = M\langle\partial_p\hat{\mathbf{H}}^{\text{M}}\rangle = p - \langle\hat{\mathbf{A}}_x(x)\rangle = \langle\hat{\mathbf{q}}^{\text{M}}\rangle$. Here, the average is taken with respect to the moving state and hence the Berry connection term $A(x, p) \equiv \langle\hat{\mathbf{A}}_x\rangle$, which plays a similar role as the vector potential in electromagnetism, does not coincide with the one usually appearing in the literature [24], which would be identically zero in our chosen gauge. For the same reason, the non-equilibrium correction to the force on the particle, which is obtained from $\dot{p} = -\langle\partial_x\hat{\mathbf{H}}^{\text{M}}\rangle$, generally differs from the Born-Huang correction to the BO surfaces. We refer to Fig. 8 in Appendix E for more details.

Interference

We now apply the MBOA scheme to study the dynamics of initial states composed of superpositions of the MBO states. Consider a magnetic field profile with both constant magnitude $\mathcal{B}(x) = \mathcal{B}$ and rate of rotation $\theta'(x) = \theta'$. The spin is initially prepared in a BO ground state, i.e. in a wavepacket polarized along the instantaneous field direction. The wavepacket is given a mean (canonical) momentum p_0 . This setup can be realized by e.g. sending the packet into a region of strong rotating field and then suddenly reducing the field magnitude. Note that a spin aligned with the field corresponds to a superposition of the two MBO states, which are tilted towards the x -axis.

Figure 3(b) shows the exact time evolution, along with the BOA and MBOA predictions. Naively, we expect the two MBO states to propagate independently, each with a corresponding velocity given by $\dot{x}_{\pm} = \langle\partial_p\hat{\mathbf{H}}^{\text{M}}\rangle_{\pm}|_{p=p_0} = \frac{p_0}{M} \pm \frac{\hbar\theta'}{2M} \sin\phi(p_0)$. This is indeed observed at long times, where the initial packet splits into two, each with an internal spinor structure corresponding to one of the two eigenstates of $\hat{\mathbf{H}}^{\text{M}}$ (see insets in Fig. 3). The mean speed at long times is a weighted average of these two contributions. However, there is a transient period of oscillations that persists while the two packets have spatial overlap. These are due to the interference between the two MBO states, which, within our formalism, are captured by the time-dependent phases in the off-diagonal entries of $\hat{\mathbf{q}}_{mn}^{\text{M}}(t)$ (see Eq. (14) and Appendix E of Supplemen-

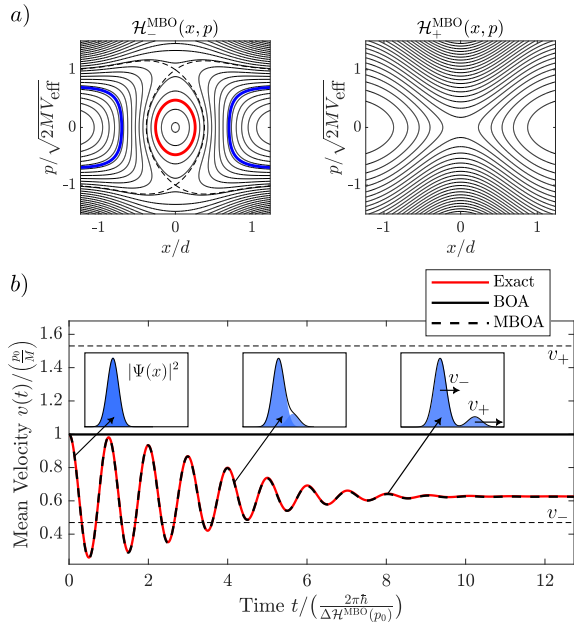


FIG. 3. Dynamical effects predicted by the MBOA for a spin-1/2 particle moving in a rotating magnetic field in the strongly non-adiabatic regime $\kappa(x=0) = 2M$. a) Energy contours of the two eigenvalues $\mathcal{H}_{\pm}^{\text{MBO}}(x, p)$ of the moving Hamiltonian $\hat{\mathbf{H}}^{\text{M}}(x, p)$. The highlighted orbits show two dynamical effects absent within the standard BOA: reflection (blue) and dynamical trapping (red). b) Time evolution of a wavepacket with spin initially prepared in a superposition of the two MBO states. At long times, the initial packet splits into two moving at different velocities v_{\pm} , each corresponding to one of the two MBO states (see insets). However, while the two packets have spatial overlap, the mean velocity of the wavepacket oscillates as a consequence of phase coherence between the MBO states. The initial state is given by Eq. (E6), with initial mean momentum $p_0 = (2/3)\hbar\theta'$, non-adiabatic tilt angle $\tan(\phi(p_0)) = 1$, and wavepacket width $\sigma_x = 7.5/\theta'$.

tary Material). The frequency of oscillations is set by the MBO gap, $\hbar\omega = \Delta\mathcal{H}^{\text{MBO}}(p_0) = \mathcal{H}_{+}^{\text{MBO}}(p_0) - \mathcal{H}_{-}^{\text{MBO}}(p_0)$.

Interference affects the dynamics of even spin-independent observables like \hat{q} due to the acquired spin structure of Weyl symbols in the moving frame. While within the MBOA, only the momentum operator is dressed, the next order correction to the MBOA leads to dressing of the coordinate. This follows from the p -dependence of the MBO states. See Sec. E of Supplementary Material for further details.

B. Entanglement and Spin Squeezing

The MBOA predicts new physics for the fast DOFs that are not captured by conventional frameworks. In particular, the $\hat{\mathbf{A}}_x^2$ term in Eq. (7) mediates effective interactions between otherwise non-interacting degrees of freedom, leading to non-trivial correlations in the MBO

states.

For example, consider a moving molecule containing several non-interacting spin degrees of freedom coupled to the same local magnetic field, as shown in Fig. 1. The Hamiltonian is given by the multi-spin version of Eq. (2),

$$\hat{H} = \frac{\hat{p}^2}{2M} - \sum_{i=1}^N \mu\vec{\mathcal{B}}(\hat{x}) \cdot \hat{\sigma}_i. \quad (21)$$

The adiabatic gauge potential is simply the sum of the single-spin AGPs, $\hat{\mathbf{A}}_x(x) = -\hbar\theta'(x)\hat{\mathbf{S}}_x$, with $\hat{\mathbf{S}}_x = \sum_{i=1}^N \hat{\sigma}_x^i/2$, the total spin along the x -direction.

The $\hat{\mathbf{A}}_x^2$ term thus naturally induces all-to-all spin interactions in the moving frame. Indeed, the moving Hamiltonian is of a form commonly used for spin-squeezing applications,

$$\hat{\mathbf{H}}^{\text{M}} = \frac{p^2}{2M} - 2\mu\vec{\mathcal{B}}(x) \cdot \hat{\mathbf{S}} + \frac{p\hbar\theta'(x)}{M} \hat{\mathbf{S}}_{\perp} + \frac{(\hbar\theta'(x))^2}{2M} \hat{\mathbf{S}}_{\perp}^2, \quad (22)$$

where $\hat{\mathbf{S}}_{\perp} \equiv \hat{\mathbf{S}}_x$. Eq. (22) corresponds to a one-axis twisting Hamiltonian with a control field [36], whose eigenstates are optimally spin-squeezed states [37]. In the following sections, we study properties of the eigenstates of $\hat{\mathbf{H}}^{\text{M}}$ and their potential use for state preparation.

Bell State Generation

The MBO states are entangled states of the fast spins. The left panel of Fig. 4 shows the phase diagram for the ground state of $\hat{\mathbf{H}}^{\text{M}}$ for $N = 2$ spins.

The ground state is determined by two dimensionless parameters, $\phi = \tan^{-1}(\hbar\theta'p/2M\mu\mathcal{B})$ and $\hbar\theta'/p$. The angle ϕ compares the magnitude of the BO energy splitting $\mu\mathcal{B}$ to the linear in AGP coupling, and is thus a measure of non-adiabaticity. The ratio $|\hbar\theta'/p|$ compares the de-Broglie wavelength of the particle to the characteristic length scale over which the angle θ locally varies. For large $|\hbar\theta'/p|$, the quadratic in AGP term dominates over the linear one, and $\hat{\mathbf{H}}^{\text{M}}$ can therefore mediate strong spin-spin interactions. In the following analysis, we take for simplicity $p, \hbar\theta' > 0$.

In the regime $\hbar\theta'/p \ll 1$ (lower edge of the phase diagram), the spins are non-interacting. We may thus use the same intuition as developed for the single spin model. The dominant term in the moving Hamiltonian $\hat{\mathbf{H}}^{\text{M}}$ is determined by an effective momentum-dependent magnetic field $\vec{\mathcal{B}}_{\text{eff}}$ which is tilted away from the real magnetic field by an angle $\phi(x, p)$ given in Eq. (19). Each spin independently follows the effective field. For $\phi = 0$, the ground state $|\uparrow\uparrow\rangle$ is polarized along the direction of the real magnetic field, while for $\phi = \pi/2$, it is maximally tilted in the x -direction, $|\leftarrow\leftarrow\rangle$.

For non-zero $\hbar\theta'/p$, the MBO ground state is entangled. In Fig. 4(b), the color indicates the magnitude of the entanglement entropy $\mathcal{S}_r = -\text{Tr}(\rho_r \log_2 \rho_r)$ of the single-spin reduced density matrix ρ_r in the MBO ground

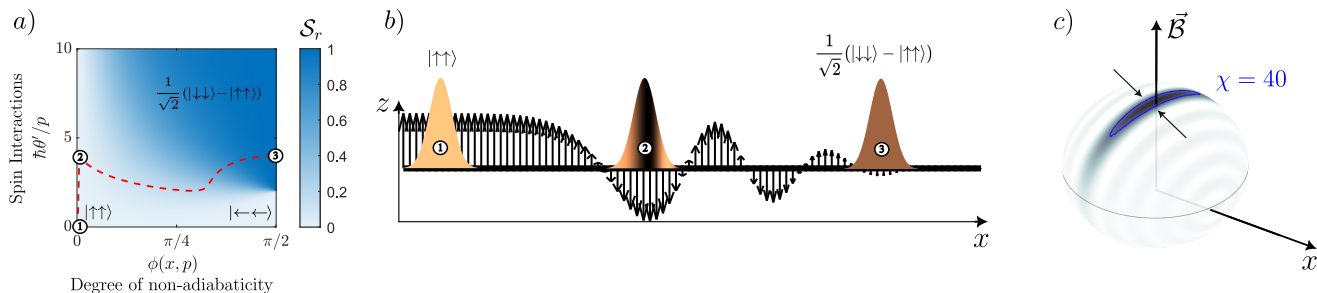


FIG. 4. Motion generated entanglement and spin squeezing. a) Phase diagram of the ground state of $\hat{\mathbf{H}}^M$ for $N = 2$ spins. Shown in blue is the entanglement entropy $\mathcal{S}_r = -\text{Tr}(\rho_r \log_2 \rho_r)$ of the single-spin reduced density matrix ρ_r of the MBO ground state. b) Schematic protocol to generate a Bell pair through motion. The spins are initially prepared in a product state, polarized in the direction of the magnetic field, and are sent through a region of high field rotation. After the rate of rotation increases past the threshold value $\hbar\theta'/p > 2$, the field magnitude is adiabatically turned off. The corresponding path through parameter space is shown in red in panel (a). The outgoing state is a Bell pair. c) Wigner function of the collective spin of the ground state of \mathbf{H}^M , for $N = 20$ and $\chi = 40$. With increasing χ , the spin is squeezed along the direction of motion.

state. In particular, for $\hbar\theta'/p > 2$ and $\phi \rightarrow \pi/2$ (upper right quadrant), the ground state is close to the $S_x = 0$ triplet $\frac{1}{\sqrt{2}}(|\downarrow\downarrow\rangle - |\uparrow\uparrow\rangle)$ [38].

These considerations motivate the idea of generating spin entanglement through motion. Starting from a product state, it is possible to design adiabatic protocols that realize a path from the lower left to the upper right quadrant of the diagram, producing a Bell state of the spins. The subtlety is that the path through parameter space must be self-consistently generated by the MBOA equations of motion as given by Eq. (10) and Eq. (11). As a proof of concept, we provide one such realization of a protocol, producing the red path shown. The full details are given in Appendix F.

In Fig. 4(b), we describe the setup schematically. The process consists of three parts. First, both spins are initially prepared in a product state $|\uparrow\uparrow\rangle$, polarized in the direction of the magnetic field. The wavepacket is given some mean momentum p . Second, the packet moves through a region where the field rotation rate is larger than a threshold value: $\hbar\theta'/p > 2$. The field magnitude is kept large enough such that ϕ remains small - thus, the spins remain locally in a BO product state. However, since the de-Broglie wavelength of the wavepacket becomes comparable to $1/\theta'$, the local spin direction varies significantly along the width of the wavepacket. This is shown in the middle of the right panel, where the (dark)bright colors denote local spin (anti)alignment with the z -axis. At this moment, the spin state and the position of the particle are entangled. Lastly, the field magnitude is slowly decreased while keeping the rate of rotation constant. By doing this, $\hat{\mathbf{S}}_x^2$ becomes the dominant term in $\hat{\mathbf{H}}^M$, and the spins are adiabatically driven towards the $S_x = 0$ triplet. Due to the invariance of the triplet under rotations about the x -axis, spin and position become unentangled once again, and the outgoing packet has a constant spin texture everywhere in space. The resulting state is the desired Bell state. We remark that to design the trajectory of the particle through phase space,

an additional external potential was added to Eq. (22) (see Appendix F for details). This extra potential, however, does not modify the eigenstates of $\hat{\mathbf{H}}^M$.

Spin Squeezing

Another interesting observation is that MBO states can be spin-squeezed. In particular, in the large N and strongly interacting $\hbar\theta'/p \gg 1$ limit of $\hat{\mathbf{H}}^M$, one can engineer ground states where the collective spin points along the direction of the local magnetic field, but is squeezed in the direction of motion.

Taking $\vec{\mathcal{B}}$ to be along the z -axis, the ratio between the spin uncertainties along the x and y directions in the MBO ground state is set by the dimensionless parameter $\chi \equiv \frac{N(\hbar\theta')^2}{4m\mu B}$ as,

$$\frac{\Delta\hat{\mathbf{S}}_x}{\Delta\hat{\mathbf{S}}_y} = \frac{1}{\sqrt{1+\chi}}, \quad (23)$$

where $\Delta\hat{\mathbf{S}}_i = \sqrt{\langle\hat{\mathbf{S}}_i^2\rangle - \langle\hat{\mathbf{S}}_i\rangle^2}$. Figure 4(b) shows the Wigner function for the collective spin of the ground state of $\hat{\mathbf{H}}^M$, for a total number of spins $N = 20$, with $\chi = 40$. The blue contour encloses an uncertainty region of $\Delta\hat{\mathbf{S}}_x\Delta\hat{\mathbf{S}}_y = N/4$.

Eq. (23) can be used to produce spin squeezing up to the Heisenberg limit $\Delta\hat{\mathbf{S}}_x/N \sim 1/N$. To obtain the quadrature ratio, we have performed a Holstein-Primakoff transformation (see Appendix G), which holds for $\chi \ll N^2$. Therefore, the maximum quadrature ratio one can achieve, while remaining in the regime where the ground state still resembles a squeezed coherent state as in Fig. 4(c), is of the order of $\sim 1/N$. In the limit $\chi \rightarrow \infty$, the ground state reduces to the $S_x = 0$ eigenstate with total spin $S = N/2$.

C. The MBOA in the Classical Limit

The methodology of the MBOA can be extended to study systems where both fast and slow DOFs are classical. Interestingly, while the derivation of the MBOA seems intrinsically quantum, based on expanding the Moyal product (see Sec. III), the emergent adiabatic gauge potential has a well defined classical interpretation as a generator of trajectory preserving adiabatic transformations [22, 39]. As we discuss below, the transformation Eq. (5) then ensures proper canonical relations between the fast and slow DOFs.

As an illustration, consider a system with one slow DOF described by a coordinate and its conjugate momentum (x, q) , coupled to N fast DOFs described by a vector of coordinates $\vec{\xi} = (\xi_1, \dots, \xi_N)$ and their conjugate momenta $\vec{\eta} = (\eta_1, \dots, \eta_N)$. The Hamiltonian of the system is of the form,

$$H(\vec{\xi}, \vec{\eta}, x, q) = \frac{q^2}{2M} + V(x) + H_{\text{int}}(\vec{\xi}, \vec{\eta}, x), \quad (24)$$

in analogy to Eq. (1). For concreteness, consider the example with $V(x) = kx^2/2$ and,

$$H_{\text{int}}(\vec{\xi}, \vec{\eta}, x) = \frac{|\vec{\eta}|^2}{2m} + U_0 \sum_{i=1}^N (\Theta(-\xi_i) + \Theta(\xi_i - x)), \quad (25)$$

with $U_0 \rightarrow \infty$ and Θ the Heaviside step function. This corresponds to the setup shown in Fig. 5. The slow DOF is a heavy piston of mass M that is bound to a spring which has a resting equilibrium position at $x = 0$. A non-interacting gas of N fast particles of mass m lie between the piston and the left wall at $x = 0$. The mass ratio m/M is taken to be small. If the initial kinetic energy of the fast particles is given by $\frac{|\vec{\eta}|^2}{2m} = E_0^{\text{fast}}$, then the position of mechanical equilibrium, where the mean pressure from the particles on the piston is equal to the restoring force from the spring, is found at $x_* = \sqrt{2E_0^{\text{fast}}/k}$. In what follows, we consider perturbing the piston away from equilibrium and studying the resulting dynamics.

In analogy to the Wigner-Weyl transform Eq. (3), we introduce bold font to highlight functions of the fast phase space coordinates $\vec{\xi}$ and $\vec{\eta}$, where the slow ones are treated as fixed external parameters. For example, $\mathbf{H}_{\text{int}}(x) \equiv H_{\text{int}}(\vec{\xi}, \vec{\eta}, x)$. As in the quantum case, we reserve the symbol p for the canonical momentum, while using q for the physical one. In the lab frame, the two are equivalent and we have $\mathbf{q} = p\mathbf{I}$, where \mathbf{I} is the identity function of $\vec{\xi}, \vec{\eta}$. This is the analogous classical statement for the Wigner-Weyl mapping $\hat{\mathbf{q}} = p\hat{\mathbf{I}}$. In this way, the quantum and classical language can be used interchangeably by simply adding or removing hats over the corresponding bold functions.

We first study Eq. (25) within the BOA. In quantum systems, the BOA assumes that the fast DOFs adiabatically follow the eigenstates of the Hamiltonian at the instantaneous value of x . For classical systems,

the analogous statement is that fast degrees of freedom adiabatically follow a microcanonical distribution $\rho(x) = \delta(E^{\text{fast}}(x) - \mathbf{H}_{\text{int}}(x))$ [40], where $E^{\text{fast}}(x)$ is fixed such that the entropy of fast particles,

$$S(x, E^{\text{fast}}) = \ln \Omega(x, E^{\text{fast}}),$$

$$\Omega(x, E^{\text{fast}}) = \int d\vec{\xi} d\vec{\eta} \delta(E^{\text{fast}} - \mathbf{H}_{\text{int}}(x)), \quad (26)$$

is conserved.

A straightforward calculation yields the entropy $S = N/2 \ln(x^2 E^{\text{fast}}(x)) + \text{const}$ (see Appendix. H), which determines the energy of the fast particles as a function of the piston position: $x^2 E^{\text{fast}}(x) = \text{const}$. As expected, the gas cools as the piston expands, and it heats up as it contracts.

Then, averaging the Hamiltonian over the fast particles at the instantaneous energy shell $E^{\text{fast}}(x)$ yields,

$$\mathcal{H}^{\text{BO}}(x, p) = \frac{p^2}{2m} + \frac{1}{2} kx^2 + E_0^{\text{fast}} \left(\frac{x_0}{x} \right)^2, \quad (27)$$

which serves as the emergent Hamiltonian for the motion of piston. Here, E_0^{fast} denotes the initial kinetic energy of the fast particles, and x_0 the initial position of the piston. Note that $V^{\text{BO}}(x) = E_0^{\text{fast}}(x_0/x)^2$ is precisely the Born-Oppenheimer potential. The same result is obtained if the particles are treated quantum-mechanically. There, the single-particle BO energies are given by $\hbar^2 \pi^2 n^2 / (2m x^2)$. Thus, for adiabatic transformations preserving n , the Born-Oppenheimer potentials are inversely proportional to x^2 .

We now derive the MBOA Hamiltonian. In classical mechanics, the role of eigenstates is played by time-averaged trajectories. The classical analogue of the moving frame transformation is a canonical transformation of the fast variables such that the time-averaged trajectories generated by $\mathbf{H}_{\text{int}}(x)$ are independent of x . For this example, the required transformation is the phase space dilation,

$$\vec{\xi}'(x) = \frac{\vec{\xi}}{x}, \quad \vec{\eta}'(x) = x\vec{\eta}. \quad (28)$$

Indeed, particle collisions in the dilated coordinates always occur at either $\xi'_i(x) = 0$ or $\xi'_i(x) = 1$, independent of the piston position.

The canonical transformation also affects the momentum of the slow DOF. As it stands, Eq. (28) yields non-zero Poisson brackets $\{\xi'_i(x), q\}$ and $\{\eta'_i(x), q\}$. To remedy this, we define a new canonical momentum p , such that,

$$\mathbf{q} = p - \mathbf{A}_x(x) = p - \sum_{i=1}^N A_x^{(i)}(\xi_i, \eta_i, x). \quad (29)$$

Note the similarity of this expression to Eq. (5). Here, the $A_x^{(i)}(\xi_i, \eta_i, x)$ are the (classical) adiabatic gauge potentials, which are generators of canonical transformations,

satisfying $d\xi'_i/dx = \{A_x^{(i)}(\xi'_i, \eta'_i, x), \xi'_i\}$ and $d\eta'_i/dx = \{A_x^{(i)}(\xi'_i, \eta'_i, x), \eta'_i\}$. It is straightforward to check that the generator of phase space dilations Eq. (28) is given by $\mathbf{A}_x(x) = \vec{\xi} \cdot \vec{\eta}/x = \vec{\xi}'(x) \cdot \vec{\eta}'(x)/x$. Then, Eq. (28) and Eq. (29) define a valid canonical transformation.

The moving Hamiltonian is obtained by performing the substitution $\mathbf{q} = p - \mathbf{A}_x(x)$ in Eq. (24),

$$\mathbf{H}^M(x, p) = \frac{(p - \mathbf{A}_x(x))^2}{2M} + \frac{1}{2}kx^2 + \frac{|\vec{\eta}|^2}{2m} + U_0 \sum_{i=1}^N (\Theta(-\xi_i) + \Theta(\xi_i - x)), \quad (30)$$

where we have kept fast DOFs in the original non-dilated coordinates. This Hamiltonian is precisely the classical version of Eq. (7). In the MBOA, we assume that the fast DOFs adiabatically follow equilibrium with respect to $\mathbf{H}^M(x, p)$ at the instantaneous values of (x, p) .

For a piston initially at rest, taking the $N \rightarrow \infty$ limit while keeping the total mass of the gas mN fixed, the emergent Hamiltonian reads,

$$\mathcal{H}^{\text{MBO}}(x, p) = \frac{p^2}{2(M + \frac{mN}{3})} + \frac{1}{2}kx^2 + E_0^{\text{fast}} \left(\frac{x_0}{x} \right)^2. \quad (31)$$

The calculation is shown explicitly in Appendix H. Within the MBOA, the mass of the piston is thus renormalized $M \rightarrow M + \frac{mN}{3}$, with each of the fast particles contributing a third of its own mass (see also Refs. [22, 32]). The mass renormalization modifies the frequency of oscillations of the piston about its equilibrium position, as shown in Fig. 10.

The MBOA predicts velocity and energy gradients for the fast particles. Consider displacing the piston away from its equilibrium position x_* . While the piston is in motion, the fast particles reach a state of moving equilibrium which features position-momentum correlations. The lower-left panel of Fig. 5 show a snapshot of the phase space distribution of fast positions ξ_i and momenta η_i , for a numerical simulation carried out with $N = 4000$ and $M/mN = 5$. Each dot corresponds to one particle. The lower-right panel shows the MBOA prediction. Note that particles closer to the piston have, on average, a higher mean momentum and kinetic energy. The skew originates from the $p\vec{\xi} \cdot \vec{\eta}$ coupling in \mathbf{H}^M , which favors larger/smaller values of the product $\vec{\xi} \cdot \vec{\eta}$ depending on the sign of p . In the lower inset, we sketch how the local energy of the gas varies in space. The extra energy contained in the faster particles near the piston is responsible for the emergent correction to the piston mass.

As the piston oscillates, the energy gradient across the gas vanishes and reforms reversibly in a long-lived state with small entropy generation. This is reminiscent of similar experiments shown in Refs. [41, 42], where periodically driven systems equilibrate in synchronized, non-trivial states with little dissipation. Interestingly, this synchronized state appears to manifestly violate thermodynamic (Boltzmann) entropy monotonic increase in the

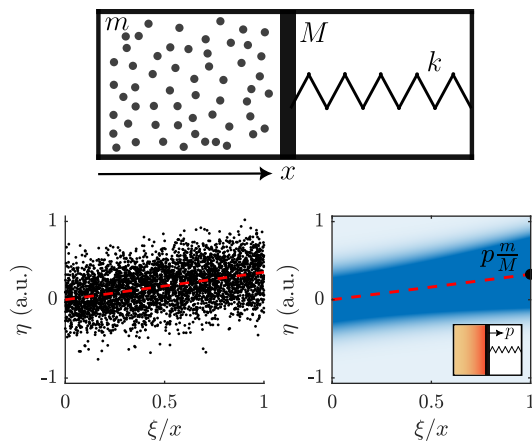


FIG. 5. The MBOA applied to a classical system. The slow DOF is a heavy piston of mass M , which interacts with a gas of light particles each of mass m , as shown in the top panel. When the piston is in motion, the fast particles reach a state of "moving" equilibrium with position-momentum correlations. In particular, particles closer to the piston have a higher average kinetic energy than those near the static wall. The bottom panels show a snapshot of the distribution of fast particles in phase space from exact numerical simulation of the dynamics generated by Eq. (24) (left), as compared to the MBOA prediction (right).

lab frame because it oscillates together with the piston. The contradiction is removed if one instead analyzes behavior of the thermodynamic entropy of the gas *in the moving frame*, which is nearly constant and slowly increasing in time, as expected. We investigate this in more detail in Appendix H. There, we also discuss another interesting effect. The physical momentum of the piston q oscillates in time, but in a noisy fashion due to the random collisions between the piston and the fast particles. Analogous fluctuations in the operator $\hat{\mathbf{A}}_x$ contribute to noise in the physical momentum of the particle in the quantum example. As shown in Fig. 10, the canonical momentum $p = q + \sum_i A_x^{(i)}(\xi_i, \eta_i, x)$ instead remains a smooth function of time, even on a single trajectory with specific initial positions and momenta of the fast particles. As a final remark, in both the quantum and classical examples, the motion-induced interaction term is highly nonlocal leading to global synchronization between spins/particles in the moving equilibrium state. This situation resembles the emergence of strong non-local effects in transport-induced nonequilibrium steady states [43].

III. METHODS

We provide a formal derivation of the results presented in Sec. I. For concreteness, all results are derived in one spatial dimension.

Path Integral

Consider the time evolution of a general observable $\hat{\Omega} = \Omega(\hat{x}, \hat{q})$ in the Heisenberg representation,

$$\langle \hat{\Omega}(t) \rangle = \text{Tr} \left\{ \hat{\rho} e^{\frac{i}{\hbar} t \hat{H}} \hat{\Omega} e^{-\frac{i}{\hbar} t \hat{H}} \right\}. \quad (32)$$

Here, $\hat{\rho}$ is the density matrix describing the initial state of a system of fast and slow DOFs. We detail the steps leading to the path integral representation in Eq. (40). The time evolution operator is decomposed as an infinite product,

$$e^{-i\hat{H}t/\hbar} = \lim_{N \rightarrow \infty} \left(1 - \frac{i\Delta t}{\hbar} \hat{H} \right)^N, \quad (33)$$

with $\Delta t = t/N$, and in the usual manner, resolutions of the identity are inserted between time steps. The system is composed of a slow coordinate variable (C) coupled to a set of fast quantum variables (Q), for which the full Hilbert space is written as $\mathbb{H} = \mathbb{H}^C \otimes \mathbb{H}^Q$. The identity is resolved as,

$$\hat{I} = \sum_m \int dx |x, m\rangle \langle x, m|, \quad (34)$$

where $|m\rangle$ labels an arbitrary fixed basis in \mathbb{H}^Q .

The Weyl symbol of the Hamiltonian $\hat{\mathbf{H}}$ appears naturally in the path integral through the use of the following identity,

$$\langle x, m | \hat{H} | y, n \rangle = \int_{-\infty}^{\infty} \frac{dp}{2\pi\hbar} e^{\frac{i}{\hbar} p(x-y)} \hat{\mathbf{H}}_{mn} \left(\frac{x+y}{2}, p \right), \quad (35)$$

where $\hat{\mathbf{H}}_{mn}(x, p)$ is defined through the partial Wigner transform,

$$\hat{\mathbf{H}}_{mn}(x, p) = \int_{-\infty}^{\infty} d\xi e^{\frac{i}{\hbar} p\xi} \langle x - \frac{\xi}{2}, m | \hat{H} | x + \frac{\xi}{2}, n \rangle. \quad (36)$$

In the continuum $N \rightarrow \infty$ limit, we obtain the path integral expression for the time-evolution operator,

$$\langle x_N^b, m_N | e^{-\frac{i}{\hbar} t \hat{H}} | x_0^b, m_0 \rangle = \int D[x^b(\tau)] D[p^b(\tau)] \quad (37)$$

$$e^{\frac{i}{\hbar} \int_0^t p^b(\tau) \dot{x}^b(\tau) d\tau} \left[\mathcal{T}_t \exp \left\{ -\frac{i}{\hbar} \int_0^t d\tau \hat{\mathbf{H}}(x^b(\tau), p^b(\tau)) \right\} \right]_{m_N m_0}$$

where \mathcal{T}_t denotes the time-ordering operator, and the superscript b stands for ‘‘backward’’ time evolution. The path integral for $e^{i\hat{H}t/\hbar}$ sums over ‘‘forward’’ paths,

$$\langle x_0^f, m_0 | e^{\frac{i}{\hbar} t \hat{H}} | x_N^f, m_N \rangle = \int D[x^f(\tau)] D[p^f(\tau)] \quad (38)$$

$$e^{-\frac{i}{\hbar} \int_0^t p^f(\tau) \dot{x}^f(\tau) d\tau} \left[\mathcal{T}_t \exp \left\{ -\frac{i}{\hbar} \int_0^t d\tau \hat{\mathbf{H}}(x^f(\tau), p^f(\tau)) \right\} \right]_{m_0 m_N}^\dagger$$

Next, it is convenient to switch to mean and difference coordinates between the forward and backward paths,

$$x = \frac{x^f + x^b}{2} \quad p = \frac{p^f + p^b}{2} \quad \delta x = x^f - x^b \quad \delta p = p^f - p^b. \quad (39)$$

The mean coordinates play the role of the classical path, while the differences encode the quantum fluctuations [19]. Combining the forward and backward expressions in Eq. (32) yields,

$$\langle \hat{\Omega}(t) \rangle = \int D[x] D[p] D[\delta x] D[\delta p] e^{\frac{i}{\hbar} \int_0^t d\tau (\delta x(\tau) \dot{p}(\tau) - \delta p(\tau) \dot{x}(\tau))} \text{Tr} \left\{ \hat{\mathbf{W}}(x(0), p(0)) \left[\mathcal{T}_t e^{-\frac{i}{\hbar} \int_0^t d\tau \hat{\mathbf{H}}(x(\tau) + \frac{\delta x(\tau)}{2}, p(\tau) + \frac{\delta p(\tau)}{2})} \right]^\dagger \hat{\mathbf{\Omega}}(x(t), p(t)) \left[\mathcal{T}_t e^{-\frac{i}{\hbar} \int_0^t d\tau \hat{\mathbf{H}}(x(\tau) - \frac{\delta x(\tau)}{2}, p(\tau) - \frac{\delta p(\tau)}{2})} \right] \right\}, \quad (40)$$

where $\hat{\mathbf{W}}(x, p)$ and $\hat{\mathbf{\Omega}}(x, p)$ are the Weyl symbols associated to the density matrix and observable, respectively. The finite N representation of Eq. (40), is schematically illustrated in Fig. 6.

In standard TWA, the classical $\hbar \rightarrow 0$ limit is obtained from Eq. (40) by taking a saddle point approximation [19]. However, this technique cannot be immediately applied, since the Hamiltonian Weyl symbol $\hat{\mathbf{H}}$ is not a scalar, but an operator in \mathbb{H}^Q . We introduce a method to map Eq. (40) into a standard scalar path integral.

Unitary Transformation and Dressed Operators

Eq. (32) is invariant under an arbitrary basis transformation of \hat{H} , $\hat{\Omega}$, and $\hat{\rho}$. In particular, let \hat{U} be an arbitrary unitary operator. Then, Eq. (32) is invariant under transformations where each operator appearing under the trace is mapped to,

$$\hat{O}'_U \equiv \hat{U}^\dagger \hat{O} \hat{U}. \quad (41)$$

The unitary is parametrized as $\hat{U} = e^{-\frac{i}{\hbar} \hat{G}}$, where \hat{G} is a Hermitian operator with Weyl symbol $\hat{\mathbf{G}}(x, p)$, and the factor $1/\hbar$ is introduced such that $\hat{\mathbf{G}}$ has a well defined classical limit.

The Weyl symbol of Eq. (41) defines $\hat{\mathbf{O}}'_U$, the operator dressed by \hat{U} . The dressed operator can be found through use of the Moyal product [19],

$$\hat{\mathbf{O}}'_U(x, p) = \hat{\mathcal{U}}^\dagger(x, p) \star \hat{\mathbf{O}}(x, p) \star \hat{\mathcal{U}}(x, p), \quad (42)$$

where $\hat{\mathcal{U}}(x, p)$ is the Weyl symbol of \hat{U} [44], and the star symbol is defined as,

$$(f \star g)(x, p) = f(x, p) e^{\frac{i\hbar}{2} \Lambda} g(x, p), \quad (43)$$

with Λ the Poisson bracket operator,

$$\Lambda = (\vec{\partial}_x \vec{\partial}_p - \vec{\partial}_p \vec{\partial}_x). \quad (44)$$

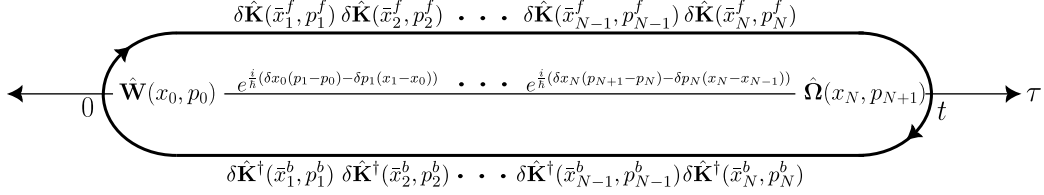


FIG. 6. Finite N representation of Eq. (40). We have abbreviated $\delta\hat{\mathbf{K}}(x, p) = (1 + \frac{i\Delta t}{\hbar}\hat{\mathbf{H}}(x, p))$ and $\bar{x}_i = (x_i + x_{i-1})/2$. Arrows indicate the direction of time, with the top branch corresponding to forward and the bottom to backward time evolution. The quantity shown in the center is the total phase accumulated over the contour.

We define the dressed operator $\hat{\mathbf{O}}_U$ in the original lab frame by performing the inverse unitary rotation in \mathbb{H}^Q ,

$$\hat{\mathbf{O}}_U(x, p) = \hat{\mathbf{U}}(x, p)\hat{\mathbf{O}}'_U(x, p)\hat{\mathbf{U}}^\dagger(x, p), \quad (45)$$

where $\hat{\mathbf{U}}(x, p) \equiv e^{-\frac{i}{\hbar}\hat{\mathbf{G}}(x, p)}$. Throughout the text, unprimed quantities refer to operators in the lab frame. For example, Eq. (7) is the Hamiltonian dressed by the BO unitary in the lab frame basis.

We emphasize that $\hat{\mathbf{O}}_U$ and $\hat{\mathbf{O}}'_U$ represent the same operator written in different bases. For the spin example, the prime operators correspond to the choice of the Pauli matrices with z -axis along the instantaneous field, while for the non-prime lab-frame operators the coordinate system is fixed in space. At the same time, we stress that the dressed $\hat{\mathbf{O}}_U$ is a fundamentally different operator than the bare $\hat{\mathbf{O}}$, i.e. these operators are not related by some basis transformation. In constructing $\hat{\mathbf{O}}_U$, we have first conjugated the operator $\hat{\mathbf{O}}$ by $\hat{\mathbf{U}}$, then taken its Wigner-Weyl transform, and afterwards performed the inverse unitary rotation in \mathbb{H}^Q only. Because these two steps do not commute, the dressed operator $\hat{\mathbf{O}}_U$ depends on the choice of $\hat{\mathbf{U}}$.

The path integral in Eq. (40) is invariant under the substitution: $\hat{\mathbf{H}} \rightarrow \hat{\mathbf{H}}'_U$, $\hat{\mathbf{Q}} \rightarrow \hat{\mathbf{Q}}'_U$, and $\hat{\rho} \rightarrow \hat{\rho}'_U$. In this way, the gauge freedom of basis choice in Eq. (32) is mapped to the gauge freedom of non-linear transformations of Weyl symbols Eq. (42). Indeed, as we show in Sec. B of Supplementary Information, in the classical $\hbar \rightarrow 0$ limit for the fast DOF, the basis transformation reduces to a canonical transformation.

The key idea is to pick the unitary $\hat{\mathbf{U}}$ such that the dressed Hamiltonian $\hat{\mathbf{H}}'_U(x, p)$ is diagonal for all (x, p) . Note that this problem is nonlinear and generally can only be solved approximately by iterations (see Appendix B and Refs.[45–49]). Once this unitary is found, either exactly or approximately, the path integral in Eq. (40) can be evaluated using standard saddle-point methods because the time-ordered exponentials reduce to diagonal time-dependent phase factors evaluated along the forward and backward phase space trajectories.

A few comments are in order. Let us point out an important subtlety highlighting the difference between the unitary $\hat{\mathbf{U}}$ and its Weyl symbol $\hat{\mathcal{U}}(x, p)$. The former

is *time-independent*, since we consider Hamiltonians that are constant in time. The latter implicitly depends on time because in the path integral x and p become time-dependent variables. We also remark on the distinction between $\hat{\mathcal{U}}$ and $\hat{\mathbf{U}}$. While the former is a unitary operator under the star product $\hat{\mathcal{U}}^\dagger \star \hat{\mathcal{U}} = \hat{\mathbf{I}}$, the latter is unitary under the normal product $\hat{\mathbf{U}}^\dagger \hat{\mathbf{U}} = \hat{\mathbf{I}}$. In the special case when the unitary transformation is exclusively dependent on either x or p , such as those considered up to now, we have $\hat{\mathcal{U}} = \hat{\mathbf{U}}$.

We now discuss two approximations for $\hat{\mathbf{U}}$: BOA and MBOA.

Born-Oppenheimer Approximation

The BOA uses the unitary $\hat{\mathbf{U}} \equiv U_{\text{BO}}(\hat{x})$ which diagonalizes the interaction part of the Hamiltonian, and neglects the difference between $\hat{\mathbf{H}}(x, p)$ and $\hat{\mathbf{H}}_{U_{\text{BO}}}(x, p) \equiv \hat{\mathbf{H}}^{\text{M}}(x, p)$. That is, the Moyal product in Eq. (42) is replaced by the ordinary product,

$$\hat{\mathbf{H}}'_U = \hat{\mathcal{U}}_{\text{BO}}^\dagger \star \hat{\mathbf{H}} \star \hat{\mathcal{U}}_{\text{BO}} \approx \hat{\mathbf{U}}_{\text{BO}}^\dagger \hat{\mathbf{H}} \hat{\mathbf{U}}_{\text{BO}}. \quad (46)$$

The Hamiltonian $\hat{\mathbf{H}}'_U(x, p)$ is then by construction diagonal for any x and p and the BOA follows from a standard saddle-point analysis of the path integral in Eq. (40).

We remark that the BOA neglects the dressing of, not only the Hamiltonian, but all other operators: $\hat{\mathbf{O}}_{U_{\text{BO}}}(x, p) \rightarrow \hat{\mathbf{O}}(x, p)$. In particular, both the coordinate $\hat{\mathbf{x}}$ and the momentum $\hat{\mathbf{q}}$ remain diagonal operators in the fast space, i.e. they can be treated as scalars. This fails to capture centrifugal and inertial forces in the moving frame and violates canonical commutation relations between $\hat{\mathbf{x}}$ and $\hat{\mathbf{q}}$. For classical systems, it analogously violates canonical Poisson bracket relations between fast and slow variables, as discussed for the piston example.

Moving Born-Oppenheimer Approximation

To derive the MBOA, we dress operators with the unitary $U_{\text{BO}}(\hat{x})$. Because $U_{\text{BO}}(\hat{x})$ only depends on the coordinate, one can evaluate all Moyal products exactly and

recover the dressed operators discussed in main text. In particular, Eq. (5) for the dressed coordinate and momentum and Eq. (7) for the dressed Hamiltonian. To be consistent with the notation used in the main text, from now on we add the superscript M to denote operators dressed specifically by the BO unitary. That is, we define $\hat{\mathbf{O}}^M \equiv \hat{\mathbf{O}}_{U_{\text{BO}}}$.

The BO unitary diagonalizes the interacting part of the Hamiltonian, but the dressing introduces new off-diagonal terms in $\hat{\mathbf{H}}^M$. In order to proceed, we introduce a second unitary transformation \hat{U}_{MBO} diagonalizing, not the bare Hamiltonian $\hat{\mathbf{H}}$, but the dressed Hamiltonian $(\hat{\mathbf{H}}^M)'$. The full unitary is written as $\hat{U} = \hat{U}_{\text{BO}}\hat{U}_{\text{MBO}}$. The MBOA neglects further dressing associated to this second unitary transformation, i.e. it applies the BOA but to the dressed Hamiltonian,

$$\hat{\mathbf{H}}'_U = \hat{U}_{\text{MBO}}^\dagger \star \hat{\mathbf{H}}'_{U_{\text{BO}}} \star \hat{U}_{\text{MBO}} \approx \hat{U}_{\text{MBO}}^\dagger \hat{\mathbf{H}}'_{U_{\text{BO}}} \hat{U}_{\text{MBO}}. \quad (47)$$

The formal corrections that control this approximation are discussed in Sec. D of Supplementary Material. Practically, the MBOA allows one to write the path integral in the eigenbasis of $\hat{\mathbf{H}}^M$ and neglect any off-diagonal terms in the time-ordered exponentials, such that Eq. (40) becomes,

$$\begin{aligned} \langle \hat{\Omega}(t) \rangle &= \sum_{m,n} \int D[x(\tau)] D[p(\tau)] D[\delta x(\tau)] D[\delta p(\tau)] \\ &e^{\frac{i}{\hbar} \int d\tau (\dot{p}\delta x - \dot{x}\delta p + \mathcal{H}_m^{\text{MBO}}(x + \frac{\delta x}{2}, p + \frac{\delta p}{2}) - \mathcal{H}_n^{\text{MBO}}(x - \frac{\delta x}{2}, p - \frac{\delta p}{2}))} \\ &\hat{\mathbf{W}}_{nm}^M(x(0), p(0)) \hat{\Omega}_{mn}^M(x(t), p(t)). \quad (48) \end{aligned}$$

The indices m and n denote matrix elements in the basis of eigenstates of the dressed $\hat{\mathbf{H}}^M$, with $\mathcal{H}_m^{\text{MBO}}$ the corresponding eigenvalues. Note that they explicitly depend on x and p .

Following the standard TWA procedure [19], we expand the action in the exponential to linear order in the quantum fluctuations δx and δp . Integrating them out yields a delta function enforcing the classical equation of motion for $x(t)$ and $p(t)$ with an additional subtlety: these equations depend on both indices n and m ,

$$\dot{x} = \frac{\partial \mathcal{H}_{mn}^{\text{MBO}}}{\partial p}, \quad \dot{p} = -\frac{\partial \mathcal{H}_{mn}^{\text{MBO}}}{\partial x}. \quad (49)$$

Here, we have defined the Hamiltonian $\mathcal{H}_{mn}^{\text{MBO}}$ as,

$$\mathcal{H}_{mn}^{\text{MBO}}(x, p) \equiv \frac{\mathcal{H}_m^{\text{MBO}}(x, p) + \mathcal{H}_n^{\text{MBO}}(x, p)}{2}. \quad (50)$$

Solving these equations for each pair of indices m and n and different initial conditions $x(0)$ and $p(0)$, which are sampled from the matrix elements of the Wigner function $\hat{\mathbf{W}}_{nm}^M(x, p)$, yields unique classical trajectories $x_{mn}(t)$ and $p_{mn}(t)$. The sub-indices m and n denote the particular Hamiltonian Eq. (50) used for time evolution.

The classical trajectories are generated not only by the eigenvalues $\mathcal{H}_n^{\text{MBO}}$, but also by linear combinations of

them. This happens when the slow DOF evolves in the forward path with a different eigenvalue $\mathcal{H}_n^{\text{MBO}}$ than in the backward path. Hence, the $\mathcal{H}_{mn}^{\text{MBO}}$ with $m \neq n$ are responsible for the dynamics of the off-diagonal elements of $\hat{\Omega}^M$. They are important when describing superpositions of the MBO states for which the dressed Wigner function $\hat{\mathbf{W}}^M$ has non-zero off-diagonal elements. We are also left with a non-vanishing phase factor that can be attached to the time-evolution of the observable,

$$\Phi_{mn}(t) = \frac{1}{\hbar} \int_0^t d\tau [\mathcal{H}_m^{\text{MBO}}(x_{mn}(\tau), p_{mn}(\tau)) - \mathcal{H}_n^{\text{MBO}}(x_{mn}(\tau), p_{mn}(\tau))], \quad (51)$$

so that,

$$\Omega_{mn}^M(t) = e^{i\Phi_{mn}(t)} \Omega_{mn}^M(x_{mn}(t), p_{mn}(t)). \quad (52)$$

Finally, we obtain the result quoted in Eq. (16),

$$\langle \hat{\Omega}(t) \rangle \approx \int \frac{dx dp}{2\pi\hbar} \text{Tr} \left\{ \hat{\mathbf{W}}^M(x, p) \hat{\Omega}^M(t) \right\}, \quad (53)$$

where x and p now stand for the initial conditions $x(0)$ and $p(0)$.

IV. CONCLUSION

We have developed a mixed quantum-classical framework, termed the Moving Born-Oppenheimer Approximation (MBOA), to describe both classical and quantum systems with slow and fast DOFs. The MBOA assumes that the fast DOFs equilibrate to a state that is non-perturbatively affected by the motion of the slow DOFs, in analogy with mechanical equilibrium of particles in an accelerated or rotating frame. We provide a formal derivation of the MBOA for quantum systems by using the path integral and extending the Truncated Wigner Approximation to matrix-valued Weyl symbols Eq. (16). In systems where all the DOFs are classical, the MBOA is derived using the conservation of entropy in canonically transformed variables.

The MBOA uncovers interesting dynamics beyond the reach of standard frameworks. As a specific example, we analyze the motion of a particle with spin degrees of freedom in a spatially varying magnetic field. The MBOA accurately describes non-trivial phase space trajectories, the generation of entangled and spin-squeezed states, and quantum interference effects manifest in coherent momentum oscillations of the particle. We also apply the formalism to a purely classical problem of a heavy piston coupled to a gas of non-interacting fast particles. The MBOA correctly predicts the dissipationless synchronized motion of the piston and the gas, and captures momentum gradients in the gas.

The MBOA should quantitatively capture coherent beyond-BOA dynamics and provide a means to generate

quantum entanglement in a variety of settings. For example, the MBOA could capture corrections to wavepacket dynamics in crystals with modulated structures or slowly varying external potentials, describe non-perturbative effects in pump-probe experiments, obtain modifications to electron-electron interactions from phonons as in the Cooper problem, describe entanglement generation in quantum chemistry, and provide a framework for non-equilibrium quantum geometry.

Another avenue for future work is to systematically incorporate incoherent transitions between the dressed MBO states. The transition rates may be derivable from the path integral by going to higher orders in the Moyal expansion of the dressed Hamiltonian. Incoherent processes are important when the MBO levels are dense. In such cases, the AGP acquires non-local terms producing dissipative processes which lead to the eventual equilibration of the entire system. For example, the synchronized state of the piston and the gas appears to relax to local thermal equilibrium at long times. This is accompanied by an increase in the moving frame entropy of the fast particles, as seen in Fig. 10, and is beyond the MBOA.

Note added: After this work was completed, we became aware of a recent paper, Ref. [16], which develops a framework similar to the MBOA.

ACKNOWLEDGMENTS

We acknowledge fruitful discussions with D. Coker and P. Claeys in the early stages of this work, as well as valuable feedback from B. Levine and J. Richardson. A.P. and B.B. were supported by NSF Grant DMR-2103658 and the AFOSR Grant FA9550-21-1-0342. A.C. and B.B. acknowledge the hospitality of the Max Planck Institute for Complex Systems.

Appendix A: Notations and Definitions

This section introduces some convenient notation and definitions which are used throughout the Supplementary Material.

Let \hat{U} be a unitary transformation parametrized as,

$$\hat{U}(\lambda) \equiv e^{-\frac{i}{\hbar}\lambda\hat{G}}, \quad (\text{A1})$$

where \hat{G} is a Hermitian operator with Weyl symbol $\hat{\mathbf{G}}(x, p)$, termed the ‘‘generating function’’. For the purposes of this work, we restrict ourselves only to transformations where \hat{G} is a well-defined operator with a well-defined $\hat{\mathbf{G}}$. The Weyl symbol of $\hat{U}(\lambda)$ is denoted as $\hat{U}(x, p; \lambda) \equiv \hat{U}(\lambda)$. Note the use of calligraphic (and not bold) font. The notation $\hat{\mathbf{U}}$ is instead reserved for a related quantity, $\hat{\mathbf{U}}(x, p; \lambda) \equiv \hat{\mathbf{U}}(\lambda) \equiv e^{-\frac{i}{\hbar}\lambda\hat{\mathbf{G}}(x, p)}$. In general, $\hat{U}(\lambda) \neq \hat{\mathbf{U}}(\lambda)$, except when the generating function $\hat{\mathbf{G}}$ is only dependent on one of the phase

space coordinates x or p . This is an important distinction. While the former is unitary under the \star -product, $\hat{U}^\dagger(\lambda) \star \hat{U}(\lambda) = \hat{\mathbf{1}}$, the latter is unitary under the normal product, $\hat{\mathbf{U}}^\dagger(\lambda)\hat{\mathbf{U}}(\lambda) = \hat{\mathbf{1}}$. Omitting the λ argument is taken to mean evaluation at $\lambda = 1$. That is, $\hat{U}(\lambda = 1) \equiv \hat{U}$, $\hat{U}(\lambda = 1) \equiv \hat{U}$, and $\hat{\mathbf{U}}(\lambda = 1) \equiv \hat{\mathbf{U}}$.

Given some operator $\hat{\mathbf{Q}}$ in $\mathbb{H}^{\mathcal{Q}}$, primes are used to denote its conjugation by $\hat{\mathbf{U}}(\lambda)$,

$$\hat{\mathbf{Q}}'(\lambda) \equiv \hat{\mathbf{U}}^\dagger(\lambda)\hat{\mathbf{Q}}\hat{\mathbf{U}}(\lambda). \quad (\text{A2})$$

As before, omitting the λ argument means evaluating at $\lambda = 1$, such that $\hat{\mathbf{Q}}'(\lambda = 1) \equiv \hat{\mathbf{Q}}'$.

Given some operator \hat{O} in $\mathbb{H}^{\mathcal{Q}} \otimes \mathbb{H}^{\mathcal{C}}$, primes *and subscript* U are used to denote its conjugation by $\hat{U}(\lambda)$,

$$\hat{O}'_U(\lambda) \equiv \hat{U}^\dagger(\lambda)\hat{O}\hat{U}(\lambda). \quad (\text{A3})$$

The subscript emphasizes that, while $\hat{\mathbf{Q}}'$ and $\hat{\mathbf{Q}}$ are the same operators up to a basis choice, the Weyl symbol $\hat{\mathbf{O}}'_U$ is fundamentally a different operator than $\hat{\mathbf{O}}$. The latter are not related by a unitary transformation in $\mathbb{H}^{\mathcal{Q}}$.

Taking the Wigner-Weyl transform of both sides of Eq. (A3), we obtain two equivalent representations for the corresponding Weyl symbol,

$$\hat{O}'_U(\lambda) = \hat{U}^\dagger(\lambda) \star \hat{\mathbf{O}} \star \hat{U}(\lambda) \equiv \hat{\mathbf{U}}^\dagger(\lambda)\hat{\mathbf{O}}_U(\lambda)\hat{\mathbf{U}}(\lambda). \quad (\text{A4})$$

The dressed operators $\hat{\mathbf{O}}_U$ are those which, by definition, are related to $\hat{\mathbf{O}}'_U$, i.e. Weyl symbols of \hat{O}'_U , by conjugation under $\hat{\mathbf{U}}(\lambda)$. In general, the dressed $\hat{\mathbf{O}}_U$ is a different operator than the bare $\hat{\mathbf{O}}$. Using Eq. (A4), $\hat{\mathbf{O}}_U$ can be found by first computing the Weyl symbol of the rotated operator $\hat{\mathbf{O}}'_U(\lambda)$ and then applying the inverse unitary rotation,

$$\hat{\mathbf{O}}_U(x, p; \lambda) = \hat{\mathbf{U}}(x, p; \lambda)\hat{\mathbf{O}}'_U(x, p; \lambda)\hat{\mathbf{U}}^\dagger(x, p; \lambda).$$

In the special case that the unitary corresponds to the BO unitary $\hat{U} = \hat{U}_{\text{BO}}$, we equivalently use superscript M to denote dressing: $\hat{\mathbf{O}}_{U_{\text{BO}}} \equiv \hat{\mathbf{O}}^{\text{M}}$. In this way, the notation for dressed operators in the moving frame is consistent with the main text Eq. (5) and Eq. (7). The two notations are used interchangeably.

There are two unitary transformations of particular interest: the BO unitary \hat{U}_{BO} with generating function $\hat{\mathbf{G}}_{\text{BO}}(x)$, and the MBO unitary \hat{U}_{MBO} with generating function $\hat{\mathbf{G}}_{\text{MBO}}(x, p)$. The AGPs associated to the BO unitary are denoted by $\hat{\mathbf{A}}$, while those associated to the MBO one are denoted by $\hat{\mathbf{B}}$. That is,

$$\begin{aligned} \hat{\mathbf{A}}_x(\lambda) &\equiv (i\hbar\partial_x\hat{U}_{\text{BO}}(\lambda))\hat{\mathbf{U}}^\dagger_{\text{BO}}(\lambda), \\ \hat{\mathbf{B}}'_x(\lambda) &\equiv (i\hbar\partial_x\hat{U}_{\text{MBO}}(\lambda))\hat{\mathbf{U}}^\dagger_{\text{MBO}}(\lambda), \\ \hat{\mathbf{B}}'_p(\lambda) &\equiv (i\hbar\partial_p\hat{U}_{\text{MBO}}(\lambda))\hat{\mathbf{U}}^\dagger_{\text{MBO}}(\lambda). \end{aligned} \quad (\text{A5})$$

Omitting λ means evaluating at 1: $\hat{\mathbf{A}}_x(x; \lambda = 1) \equiv \hat{\mathbf{A}}_x(x)$ and $\hat{\mathbf{B}}'_{x,p}(x, p; \lambda = 1) \equiv \hat{\mathbf{B}}'_{x,p}(x, p)$. The notation $\hat{\mathbf{B}}'_{x,p}$

is used because the unitary \hat{U}_{MBO} is applied after \hat{U}_{BO} (see Eq. (D1)). In this way, $\hat{\mathbf{B}}_{x,p} = \hat{U}_{\text{BO}}\hat{\mathbf{B}}'_{x,p}\hat{U}_{\text{BO}}^\dagger$.

Let us finally add a few words about the physical meaning of the operators $\hat{\mathbf{B}}'_x$ and $\hat{\mathbf{B}}'_p$. We set $\lambda = 1$ for the rest of this discussion. Because the unitary \hat{U}_{MBO} diagonalizes the dressed Hamiltonian $\hat{\mathbf{H}}'_{U_{\text{BO}}}$, then $\hat{\mathbf{B}}'_x$ serves as the adiabatic gauge potential with respect to x and similarly $\hat{\mathbf{B}}'_p$ is the AGP with respect to p [50]. As such, they are associated with the conserved operators $\hat{\mathbf{F}}'_x$ and $\hat{\mathbf{F}}'_p$ [22],

$$[\hat{\mathbf{F}}'_x, \hat{\mathbf{H}}'_{U_{\text{BO}}}] = 0, \quad \hat{\mathbf{F}}'_x = \partial_x \hat{\mathbf{H}}'_{U_{\text{BO}}} + \frac{i}{\hbar} [\hat{\mathbf{B}}'_x, \hat{\mathbf{H}}'_{U_{\text{BO}}}] \quad (\text{A6})$$

$$[\hat{\mathbf{F}}'_p, \hat{\mathbf{H}}'_{U_{\text{BO}}}] = 0, \quad \hat{\mathbf{F}}'_p = \partial_p \hat{\mathbf{H}}'_{U_{\text{BO}}} + \frac{i}{\hbar} [\hat{\mathbf{B}}'_p, \hat{\mathbf{H}}'_{U_{\text{BO}}}] \quad (\text{A7})$$

The entries of these conserved operators are nothing but derivatives of the eigenvalues of $\hat{\mathbf{H}}'_{U_{\text{BO}}}$ with respect to x and p and hence have the meaning (up to a sign) of generalized forces. For the piston example, $-\langle 0 | \hat{\mathbf{F}}'_x | 0 \rangle$, where $|0\rangle$ is the ground state of $\hat{\mathbf{H}}'_{U_{\text{BO}}}$, is the ground state pressure in the moving frame. Using that,

$$\partial_x \hat{\mathbf{H}}'_{U_{\text{BO}}} = \hat{U}_{\text{BO}}^\dagger \left(\partial_x \hat{\mathbf{H}}_{U_{\text{BO}}} + \frac{i}{\hbar} [\hat{\mathbf{A}}_x, \hat{\mathbf{H}}_{U_{\text{BO}}}] \right) \hat{U}_{\text{BO}} \quad (\text{A8})$$

we find,

$$\begin{aligned} \hat{\mathbf{F}}'_x &= \partial_x \hat{\mathbf{H}}'_{U_{\text{BO}}} + \frac{i}{\hbar} [\hat{\mathbf{A}}_x + \hat{\mathbf{B}}_x, \hat{\mathbf{H}}'_{U_{\text{BO}}}], \\ \hat{\mathbf{F}}'_p &= \partial_p \hat{\mathbf{H}}'_{U_{\text{BO}}} + \frac{i}{\hbar} [\hat{\mathbf{B}}_p, \hat{\mathbf{H}}'_{U_{\text{BO}}}. \end{aligned} \quad (\text{A9})$$

Thus, the quantity $\hat{\mathbf{A}}_x + \hat{\mathbf{B}}_x$ (and similarly for p) plays the role of the AGP for the moving Hamiltonian $\hat{\mathbf{H}}'_{U_{\text{BO}}}$ in the lab frame.

Appendix B: General Expressions for Weyl Symbols

This section develops a formal procedure for computing Weyl symbols of operators $\hat{\mathbf{O}}'_U$ of the form given by Eq. (A4). In the special case when \hat{U} is only x - (p -)dependent, the expansion of the \star -product in powers of Λ terminates at finite order for any observable $\hat{\mathbf{O}}$ that is polynomial in p (x). However, such an expansion does not truncate for a general unitary $\hat{U}(x, p)$. Instead, we discuss an expression for $\hat{\mathbf{O}}'_U$ which admits an iterative gradient expansion in terms of the AGPs of \hat{U} . These results are used in Appendices D and E to derive the next order corrections to the MBOA.

Let us establish a procedure for computing the leading classical term in the Weyl symbol of operator $\hat{\mathbf{O}}'_U(\lambda)$,

$$\hat{\mathbf{O}}'_U(\lambda) = \hat{U}^\dagger(\lambda) \hat{\mathbf{O}} \hat{U}(\lambda) = e^{\frac{i}{\hbar} \lambda \hat{\mathbf{G}}} \hat{\mathbf{O}} e^{-\frac{i}{\hbar} \lambda \hat{\mathbf{G}}}. \quad (\text{B1})$$

We are interested in $\hat{\mathbf{O}}'_U(\lambda = 1) \equiv \hat{\mathbf{O}}'_U$, but given that $\hat{\mathbf{O}}'_U(\lambda = 0) = \hat{\mathbf{O}}$ is known, we set up a differential equation describing the flow of $\hat{\mathbf{O}}'_U(\lambda)$ as a function of λ . This

allows one to compute the desired $\hat{\mathbf{O}}'_U$ iteratively. Differentiating Eq. (B1) and taking the Wigner-Weyl transform yields [51],

$$\frac{d\hat{\mathbf{O}}'_U(\lambda)}{d\lambda} = \frac{i}{\hbar} (\hat{\mathbf{G}} \star \hat{\mathbf{O}}'_U(\lambda) - \hat{\mathbf{O}}'_U(\lambda) \star \hat{\mathbf{G}}). \quad (\text{B2})$$

Expanding the Moyal product to second order,

$$\frac{d\hat{\mathbf{O}}'_U(\lambda)}{d\lambda} = \frac{1}{i\hbar} [\hat{\mathbf{O}}'_U(\lambda), \hat{\mathbf{G}}] + \{\hat{\mathbf{O}}'_U(\lambda), \hat{\mathbf{G}}\}_{\text{SPB}} + \mathcal{O}(\hbar), \quad (\text{B3})$$

where $[\cdot]$ is the standard commutator, and $\{\cdot\}_{\text{SPB}}$ denotes the symmetrized Poisson bracket operator,

$$\{\hat{\mathbf{A}}, \hat{\mathbf{B}}\}_{\text{SPB}} \equiv \frac{1}{2} \left(\frac{\partial \hat{\mathbf{A}}}{\partial x} \frac{\partial \hat{\mathbf{B}}}{\partial p} + \frac{\partial \hat{\mathbf{B}}}{\partial p} \frac{\partial \hat{\mathbf{A}}}{\partial x} - \frac{\partial \hat{\mathbf{A}}}{\partial p} \frac{\partial \hat{\mathbf{B}}}{\partial x} - \frac{\partial \hat{\mathbf{B}}}{\partial x} \frac{\partial \hat{\mathbf{A}}}{\partial p} \right). \quad (\text{B4})$$

We neglect $\mathcal{O}(\hbar)$ and higher terms, which vanish in the classical limit for the slow coordinate. Note the resemblance of Eq. (B3) to a standard canonical transformation. If the classical limit is also taken for the fast quantum variable, the right hand side reduces to the full Poisson bracket $\{\cdot\}_{\text{fast}} + \{\cdot\}_{\text{slow}}$. Thus, one can see that $\hat{\mathbf{G}}$ reduces to the generator of a family of continuous canonical transformations parametrized by λ [22]. Observe the coexistence of the Poisson bracket for the slow coordinate subspace, and the commutator for the fast quantum subspace, highlighting the mixed quantum-classical nature of our approximation.

The solution to Eq. (B3) can be written self-consistently as,

$$\begin{aligned} \hat{\mathbf{O}}'_U(\lambda) &= e^{\frac{i}{\hbar} \lambda \hat{\mathbf{G}}} \left(\hat{\mathbf{O}} + \right. \\ &\quad \left. \int_0^\lambda d\lambda' e^{-\frac{i}{\hbar} \lambda' \hat{\mathbf{G}}} (\{\hat{\mathbf{O}}'_U(\lambda'), \hat{\mathbf{G}}\}_{\text{SPB}}) e^{\frac{i}{\hbar} \lambda' \hat{\mathbf{G}}} \right) e^{-\frac{i}{\hbar} \lambda \hat{\mathbf{G}}}, \end{aligned} \quad (\text{B5})$$

and can be solved iteratively. Starting from the ansatz $(\hat{\mathbf{O}}'_U)^{(0)}(\lambda) = e^{\frac{i}{\hbar} \lambda \hat{\mathbf{G}}} \hat{\mathbf{O}} e^{-\frac{i}{\hbar} \lambda \hat{\mathbf{G}}}$, one plugs it into the right-hand-side of Eq. (B5) to obtain a next iteration $(\hat{\mathbf{O}}'_U)^{(1)}(\lambda)$. Repeating this process yields a recursive series of Weyl symbols $(\hat{\mathbf{O}}'_U)^{(n)}(\lambda)$,

$$\begin{aligned} (\hat{\mathbf{O}}'_U)^{(n)}(\lambda) &= e^{\frac{i}{\hbar} \lambda \hat{\mathbf{G}}} \left(\hat{\mathbf{O}} + \right. \\ &\quad \left. \int_0^\lambda d\lambda' e^{-\frac{i}{\hbar} \lambda' \hat{\mathbf{G}}} (\{(\hat{\mathbf{O}}'_U)^{(n-1)}(\lambda'), \hat{\mathbf{G}}\}_{\text{SPB}}) e^{\frac{i}{\hbar} \lambda' \hat{\mathbf{G}}} \right) e^{-\frac{i}{\hbar} \lambda \hat{\mathbf{G}}}, \end{aligned} \quad (\text{B6})$$

which, if convergent, reduce to the exact solution in the limit $n \rightarrow \infty$. Formally, this procedure is equivalent to a Dyson series expansion of $\hat{\mathbf{O}}'_U(\lambda)$,

$$\hat{\mathbf{O}}'_U(\lambda) = e^{\frac{i}{\hbar} \lambda \hat{\mathbf{G}}} \left(\mathcal{T}_\lambda \exp \left\{ \int_0^\lambda d\lambda' \mathcal{L}(\lambda', \hat{\mathbf{G}}) \right\} \hat{\mathbf{O}} \right) e^{-\frac{i}{\hbar} \lambda \hat{\mathbf{G}}}, \quad (\text{B7})$$

where the operator $\mathcal{L}(\lambda, \hat{\mathbf{G}})$ is defined as,

$$\mathcal{L}(\lambda, \hat{\mathbf{G}})\hat{\mathbf{O}} = e^{-\frac{i}{\hbar}\lambda\hat{\mathbf{G}}}(\{e^{\frac{i}{\hbar}\lambda\hat{\mathbf{G}}}\hat{\mathbf{O}}e^{-\frac{i}{\hbar}\lambda\hat{\mathbf{G}}}, \hat{\mathbf{G}}\}_{\text{SPB}})e^{\frac{i}{\hbar}\lambda\hat{\mathbf{G}}}, \quad (\text{B8})$$

$$\equiv e^{-\frac{i}{\hbar}\lambda\hat{\mathbf{G}}}(\{\hat{\mathbf{O}}'(\lambda), \hat{\mathbf{G}}\}_{\text{SPB}})e^{\frac{i}{\hbar}\lambda\hat{\mathbf{G}}}, \quad (\text{B9})$$

and \mathcal{T}_λ is the λ -ordering operator. One can verify Eq. (B5) and Eq. (B7) by noting that they satisfy the correct boundary condition $\hat{\mathbf{O}}'_U(\lambda = 0) = \hat{\mathbf{O}}$, and that differentiating them with respect to λ yields Eq. (B3).

Finally, evaluating at the desired $\lambda = 1$ and defining $\hat{\mathbf{U}}(x, p; \lambda = 1) \equiv \hat{\mathbf{U}}(x, p)$, we recover,

$$\hat{\mathbf{O}}'_U(x, p) = \hat{\mathbf{U}}^\dagger(x, p)\hat{\mathbf{O}}_U(x, p)\hat{\mathbf{U}}(x, p), \quad (\text{B10})$$

where the dressed operator $\hat{\mathbf{O}}_U(x, p)$ is obtained as,

$$\hat{\mathbf{O}}_U \equiv \mathcal{T}_\lambda \exp \left\{ \int_0^1 d\lambda \mathcal{L}(\lambda, \hat{\mathbf{G}}) \right\} \hat{\mathbf{O}}. \quad (\text{B11})$$

Appendix C: Moving Frame Transformation and Dressed Operators

In this section, we derive the dressing of operators due to the transformation to the BO moving frame. We work in the basis given by $\hat{U} = U_{\text{BO}}(\hat{x}) \equiv e^{-\frac{i}{\hbar}\hat{G}_{\text{BO}}}$, such that the transformed Weyl symbols are,

$$\hat{\mathbf{O}}'_{U_{\text{BO}}} = \hat{U}_{\text{BO}}^\dagger \star \hat{\mathbf{O}} \star \hat{U}_{\text{BO}} = \hat{\mathbf{U}}_{\text{BO}}^\dagger \hat{\mathbf{O}}_{U_{\text{BO}}} \hat{\mathbf{U}}_{\text{BO}}. \quad (\text{C1})$$

Recall that the superscript M is used to denote operators dressed specifically by the BO unitary. That is, the notation $\hat{\mathbf{O}}_{U_{\text{BO}}} \equiv \hat{\mathbf{O}}^{\text{M}}$ is used interchangeably.

Eq. (C1) can be evaluated by (i) expanding the \star -product, (ii) iterating Eq. (B6), or (iii) directly evaluating Eq. (B11). For illustration, all three approaches are shown for the dressing of the operators $\hat{\mathbf{x}}$, $\hat{\mathbf{q}}$, and $\hat{\mathbf{q}}^2$. We remark that the n -th order Taylor expansion of Eq. (B11) is equivalent to the n -th iteration of Eq. (B6).

Moyal Product

- Computation of $\hat{\mathbf{x}}^{\text{M}}$: Since both the BO unitary and the Weyl symbol $\hat{\mathbf{x}} = x\hat{\mathbf{I}}$ are p -independent, one can replace all \star -products with normal multiplication, $\hat{U}_{\text{BO}}^\dagger \star \hat{\mathbf{x}} \star \hat{U}_{\text{BO}} = \hat{\mathbf{U}}_{\text{BO}}^\dagger \hat{\mathbf{x}} \hat{\mathbf{U}}_{\text{BO}} = \hat{\mathbf{x}}$, resulting in $\hat{\mathbf{x}}^{\text{M}} = \hat{\mathbf{x}}$.
- Computation of $\hat{\mathbf{q}}^{\text{M}}$: Since the Weyl symbol $\hat{\mathbf{q}} = p\hat{\mathbf{I}}$ is linear in momentum, one can expand the star product up to linear order in Λ ,

$$\begin{aligned} (\hat{\mathbf{q}}^{\text{M}})' &= \hat{\mathbf{U}}_{\text{BO}}^\dagger (1 + \frac{i\hbar}{2}\Lambda) \hat{\mathbf{q}} (1 + \frac{i\hbar}{2}\Lambda) \hat{\mathbf{U}}_{\text{BO}}, \\ &= \hat{\mathbf{q}} + (i\hbar\partial_x \hat{\mathbf{U}}_{\text{BO}}^\dagger) \hat{\mathbf{U}}_{\text{BO}}, \end{aligned} \quad (\text{C2})$$

where we have used $(\partial_x \hat{\mathbf{U}}_{\text{BO}}^\dagger) \hat{\mathbf{U}}_{\text{BO}} = -\hat{\mathbf{U}}_{\text{BO}}^\dagger (\partial_x \hat{\mathbf{U}}_{\text{BO}})$ and $\hat{\mathbf{q}}' = \hat{\mathbf{q}}$. From this, one finds $\hat{\mathbf{q}}^{\text{M}} = \hat{\mathbf{U}}_{\text{BO}} (\hat{\mathbf{q}}^{\text{M}})' \hat{\mathbf{U}}_{\text{BO}}^\dagger = \hat{\mathbf{q}} - (i\hbar\partial_x \hat{\mathbf{U}}_{\text{BO}}) \hat{\mathbf{U}}_{\text{BO}}^\dagger = \hat{\mathbf{q}} - \hat{\mathbf{A}}_x$.

- Computation of $(\hat{\mathbf{q}}^2)^{\text{M}}$: One can use the previous result to obtain $(\hat{\mathbf{q}}^2)'_{U_{\text{BO}}} = \hat{\mathbf{q}}'_{U_{\text{BO}}} \star \hat{\mathbf{q}}'_{U_{\text{BO}}} = (\hat{\mathbf{q}}'_{U_{\text{BO}}})^2$, where we have used $\hat{\mathbf{q}}'_{U_{\text{BO}}} \Lambda \hat{\mathbf{q}}'_{U_{\text{BO}}} = 0$. Rotating back to the lab frame and using superscript M notation, $(\hat{\mathbf{q}}^2)^{\text{M}} = (\hat{\mathbf{q}}^{\text{M}})^2 = (\hat{\mathbf{q}} - \hat{\mathbf{A}}_x)^2$.

As shown above, direct calculation of the dressed operators is straightforward for the BO unitary. However, for a general unitary which depends on both \hat{x} and \hat{q} , we have to resort to the Dyson series to obtain dressed operators order by order. This will be relevant for finding corrections to the MBOA. We therefore now illustrate how one can recover the results above using the Dyson series and iterative method.

Dyson Series

- Computation of $\hat{\mathbf{x}}^{\text{M}}$: Observe that $\mathcal{L}(\lambda, \hat{\mathbf{G}}_{\text{BO}})\hat{\mathbf{x}} = 0$ due to the fact that the BO generating function is only x -dependent. Hence, only the zero-th order term survives in the Taylor expansion of Eq. (B11), resulting in $\hat{\mathbf{x}}^{\text{M}} = \hat{\mathbf{x}}$.
- Computation of $\hat{\mathbf{q}}^{\text{M}}$: Note that,

$$\begin{aligned} \mathcal{L}(\lambda_1, \hat{\mathbf{G}}_{\text{BO}})\hat{\mathbf{q}} &= e^{-\frac{i}{\hbar}\lambda_1\hat{\mathbf{G}}_{\text{BO}}}(\{p\hat{\mathbf{I}}, \hat{\mathbf{G}}_{\text{BO}}\}_{\text{SPB}})e^{\frac{i}{\hbar}\lambda_1\hat{\mathbf{G}}_{\text{BO}}}, \\ &= -e^{-\frac{i}{\hbar}\lambda_1\hat{\mathbf{G}}_{\text{BO}}}\partial_x \hat{\mathbf{G}}_{\text{BO}} e^{\frac{i}{\hbar}\lambda_1\hat{\mathbf{G}}_{\text{BO}}}. \end{aligned} \quad (\text{C3})$$

Since both $\hat{\mathbf{G}}_{\text{BO}}$ and the RHS of Eq. (C3) are only x -dependent, any higher order term vanishes, $\mathcal{L}(\lambda_2, \hat{\mathbf{G}}_{\text{BO}})\mathcal{L}(\lambda_1, \hat{\mathbf{G}}_{\text{BO}})\hat{\mathbf{q}} = 0$. Hence, one only needs Taylor expand Eq. (B11) to first order, obtaining,

$$\hat{\mathbf{q}}^{\text{M}} = \hat{\mathbf{q}} - \int_0^1 d\lambda_1 e^{-\frac{i}{\hbar}\lambda_1\hat{\mathbf{G}}_{\text{BO}}}\partial_x \hat{\mathbf{G}}_{\text{BO}} e^{\frac{i}{\hbar}\lambda_1\hat{\mathbf{G}}_{\text{BO}}} = \hat{\mathbf{q}} - \hat{\mathbf{A}}_x, \quad (\text{C4})$$

through application of the identity [52],

$$\partial_\lambda \hat{\mathbf{A}}_x(\lambda) = e^{-\frac{i}{\hbar}\lambda\hat{\mathbf{G}}_{\text{BO}}}\partial_x \hat{\mathbf{G}}_{\text{BO}} e^{\frac{i}{\hbar}\lambda\hat{\mathbf{G}}_{\text{BO}}}. \quad (\text{C5})$$

$\hat{\mathbf{A}}_x(\lambda)$ is defined as in Eq. (A5).

- Computation of $(\hat{\mathbf{q}}^2)^{\text{M}}$: Similarly for $\hat{\mathbf{q}}^2$, Eq. (B11) is Taylor expanded up to second order, noticing that all higher order terms vanish. We obtain,

$$(\hat{\mathbf{q}}^2)^{\text{M}} = \hat{\mathbf{q}}^2 - 2p \int_0^1 d\lambda_1 \frac{\partial}{\partial \lambda_1} (\hat{\mathbf{A}}_x(\lambda_1)) + \quad (\text{C6})$$

$$\frac{1}{2} \int_0^1 \int_0^1 d\lambda_2 d\lambda_1 \left[\frac{\partial}{\partial \lambda_1} (\hat{\mathbf{A}}_x(\lambda_1)), \frac{\partial}{\partial \lambda_2} (\hat{\mathbf{A}}_x(\lambda_2)) \right]_+,$$

where $[\cdot, \cdot]_+$ denotes the anti-commutator. Finally, $(\hat{\mathbf{q}}^2)^{\text{M}} = \hat{\mathbf{q}}^2 - 2p\hat{\mathbf{A}}_x + \hat{\mathbf{A}}_x^2 = (\hat{\mathbf{q}} - \hat{\mathbf{A}}_x)^2$.

Iterations

- Computation of $\hat{\mathbf{x}}^M$: Starting from the ansatz $\hat{\mathbf{x}}^{(0)}(\lambda) = x \hat{\mathbf{I}}$ [53], applying Eq. (B6) yields $\hat{\mathbf{x}}^{(1)} = \hat{\mathbf{x}}^{(0)}$. This follows from the vanishing Poisson bracket $\{\hat{\mathbf{x}}^{(0)}, \hat{\mathbf{G}}_{\text{BO}}\}_{\text{SPB}} = 0$, since the BO generating function is p -independent. Hence, $\hat{\mathbf{x}}^{(0)}$ is a fixed point of the iterative scheme and $\hat{\mathbf{x}}^M = \hat{\mathbf{U}}_{\text{BO}} \hat{\mathbf{x}}^{(0)}(\lambda=1) \hat{\mathbf{U}}_{\text{BO}}^\dagger = x \hat{\mathbf{I}}$.

- Computation of $\hat{\mathbf{q}}^M$: Starting from the ansatz $\hat{\mathbf{q}}^{(0)}(\lambda) = p \hat{\mathbf{I}}$, the first iteration gives,

$$\hat{\mathbf{q}}^{(1)}(\lambda) = e^{\frac{i}{\hbar} \lambda \hat{\mathbf{G}}_{\text{BO}}} (p \hat{\mathbf{I}} - \hat{\mathbf{A}}_x(\lambda)) e^{-\frac{i}{\hbar} \lambda \hat{\mathbf{G}}_{\text{BO}}}. \quad (\text{C7})$$

Here, we have used the fact that $\{\hat{\mathbf{q}}^{(0)}, \hat{\mathbf{G}}_{\text{BO}}\}_{\text{SPB}} = -\partial_x \hat{\mathbf{G}}_{\text{BO}}$ and applied Eq. (C5). Then, noting that $\{\hat{\mathbf{q}}^{(1)}(\lambda), \hat{\mathbf{G}}_{\text{BO}}\}_{\text{SPB}} = -\partial_x \hat{\mathbf{G}}_{\text{BO}}$, the second iteration produces no corrections, $\hat{\mathbf{q}}^{(2)}(\lambda) = \hat{\mathbf{q}}^{(1)}(\lambda)$. Thus, $\hat{\mathbf{q}}^{(1)}(\lambda)$ is the fixed point of iterations. From this, we obtain $\hat{\mathbf{q}}^M = \hat{\mathbf{U}}_{\text{BO}} \hat{\mathbf{q}}^{(1)}(\lambda=1) \hat{\mathbf{U}}_{\text{BO}}^\dagger = p \hat{\mathbf{I}} - \hat{\mathbf{A}}_x(\lambda=1)$.

- Computation of $(\hat{\mathbf{q}}^2)^M$: Begin with the ansatz $(\hat{\mathbf{q}}^2)^{(0)}(\lambda) = p^2 \hat{\mathbf{I}}$. By noting that $\{(\hat{\mathbf{q}}^2)^{(0)}, \hat{\mathbf{G}}_{\text{BO}}\}_{\text{SPB}} = -2p \partial_x \hat{\mathbf{G}}_{\text{BO}}$ and using Eq. (C5),

$$(\hat{\mathbf{q}}^2)^{(1)}(\lambda) = e^{\frac{i}{\hbar} \lambda \hat{\mathbf{G}}_{\text{BO}}} (p^2 \hat{\mathbf{I}} - 2p \hat{\mathbf{A}}_x(\lambda)) e^{-\frac{i}{\hbar} \lambda \hat{\mathbf{G}}_{\text{BO}}}. \quad (\text{C8})$$

Iterating again and using $\{(\hat{\mathbf{q}}^2)^{(1)}, \hat{\mathbf{G}}_{\text{BO}}\}_{\text{SPB}} = -2p \partial_x \hat{\mathbf{G}}_{\text{BO}} + [e^{\frac{i}{\hbar} \lambda \hat{\mathbf{G}}_{\text{BO}}} \hat{\mathbf{A}}_x(\lambda) e^{-\frac{i}{\hbar} \lambda \hat{\mathbf{G}}_{\text{BO}}}, \partial_x \hat{\mathbf{G}}_{\text{BO}}]_+$, where $[\cdot, \cdot]_+$ denotes the anti-commutator,

$$\begin{aligned} (\hat{\mathbf{q}}^2)^{(2)}(\lambda) &= e^{\frac{i}{\hbar} \lambda \hat{\mathbf{G}}_{\text{BO}}} \left(p^2 \hat{\mathbf{I}} - 2p \hat{\mathbf{A}}_x(\lambda) + \right. \\ &\left. \int_0^\lambda d\lambda' \left[\hat{\mathbf{A}}_x(\lambda'), \frac{\partial}{\partial \lambda'} (\hat{\mathbf{A}}_x(\lambda')) \right]_+ \right) e^{-\frac{i}{\hbar} \lambda \hat{\mathbf{G}}_{\text{BO}}}, \\ &= e^{\frac{i}{\hbar} \lambda \hat{\mathbf{G}}_{\text{BO}}} \left(p^2 \hat{\mathbf{I}} - 2p \hat{\mathbf{A}}_x(\lambda) + \hat{\mathbf{A}}_x^2(\lambda) \right) e^{-\frac{i}{\hbar} \lambda \hat{\mathbf{G}}_{\text{BO}}}. \end{aligned} \quad (\text{C9})$$

In the last line, we have identified the total derivative $\partial_\lambda \hat{\mathbf{A}}_x^2(\lambda) = [\hat{\mathbf{A}}_x(\lambda), \partial_\lambda \hat{\mathbf{A}}_x(\lambda)]_+$.

Finally, a third iteration gives $\hat{\mathbf{q}}^{(3)} = \hat{\mathbf{q}}^{(2)}$. Thus, $(\hat{\mathbf{q}}^2)^M = \hat{\mathbf{U}}_{\text{BO}} ((\hat{\mathbf{q}}^2)^{(2)}(\lambda=1)) \hat{\mathbf{U}}_{\text{BO}}^\dagger = (p \hat{\mathbf{I}} - \hat{\mathbf{A}}_x)^2$.

Appendix D: Moving Born-Oppenheimer Approximation and Leading Corrections

The MBOA consists of a specific ansatz for \hat{U} . It is composed of two rotations,

$$\hat{U} = \hat{U}_{\text{BO}} \hat{U}_{\text{MBO}} = e^{-\frac{i}{\hbar} \hat{\mathbf{G}}_{\text{BO}}} e^{-\frac{i}{\hbar} \hat{\mathbf{G}}_{\text{MBO}}}, \quad (\text{D1})$$

where \hat{U}_{MBO} is constructed to diagonalize the moving Hamiltonian. Its generating function $\hat{\mathbf{G}}_{\text{MBO}}(x, p)$

is chosen such that $\hat{\mathbf{U}}_{\text{MBO}}^\dagger (\hat{\mathbf{U}}_{\text{BO}}^\dagger \hat{\mathbf{H}}_{U_{\text{BO}}} \hat{\mathbf{U}}_{\text{BO}}) \hat{\mathbf{U}}_{\text{MBO}} \equiv \hat{\mathbf{U}}_{\text{MBO}}^\dagger \hat{\mathbf{H}}'_{U_{\text{BO}}} \hat{\mathbf{U}}_{\text{MBO}}$ is diagonal [54].

The MBOA neglects further dressing of all operators due to \hat{U}_{MBO} . In particular, we make the approximation,

$$\hat{\mathbf{O}}'_U = \hat{U}'_{\text{MBO}} \star \hat{\mathbf{O}}'_{U_{\text{BO}}} \star \hat{U}_{\text{MBO}} \approx \hat{\mathbf{U}}_{\text{MBO}}^\dagger \hat{\mathbf{O}}'_{U_{\text{BO}}} \hat{\mathbf{U}}_{\text{MBO}}. \quad (\text{D2})$$

Note the similarity to Eq. (46). Indeed, the MBOA can be understood as the Born-Oppenheimer approximation in a moving frame.

In this section, we calculate the leading correction to Eq. (D2) and use it to give a criterion for the validity of MBOA and the regime where it breaks down. We evaluate Eq. (D2) using the first order term in the Taylor expansion of Eq. (B11),

$$\begin{aligned} \hat{\mathbf{O}}'_U &= \hat{U}'_{\text{MBO}} \star \hat{\mathbf{O}}'_{U_{\text{BO}}} \star \hat{U}_{\text{MBO}} \approx \hat{\mathbf{U}}_{\text{MBO}}^\dagger \hat{\mathbf{O}}'_{U_{\text{BO}}} \hat{\mathbf{U}}_{\text{MBO}} \\ &+ \hat{\mathbf{U}}_{\text{MBO}}^\dagger \left(\int_0^1 d\lambda \mathcal{L}(\lambda, \hat{\mathbf{G}}_{\text{MBO}}) \hat{\mathbf{O}}'_{U_{\text{BO}}} \right) \hat{\mathbf{U}}_{\text{MBO}} + \mathcal{O}(\mathcal{L}^2) \end{aligned} \quad (\text{D3})$$

Note that this expression is formally the first term in a gradient expansion of $\hat{\mathbf{O}}'_U$, and is controlled by the proximity of $\hat{\mathbf{G}}_{\text{MBO}}$ to an operator which is close to a constant in the slow phase space of the slow DOF, such that its x and p derivatives are small. The subscript MBO is dropped from the generating function for the remainder of the derivation, such that $\hat{\mathbf{G}} \equiv \hat{\mathbf{G}}_{\text{MBO}}$. Expanding the Poisson bracket gives,

$$\begin{aligned} \int_0^1 d\lambda \mathcal{L}(\lambda, \hat{\mathbf{G}}) \hat{\mathbf{O}}'_{U_{\text{BO}}} &= \\ \frac{1}{2} \int_0^1 d\lambda e^{-\frac{i}{\hbar} \lambda \hat{\mathbf{G}}} \left[\partial_x (e^{\frac{i}{\hbar} \lambda \hat{\mathbf{G}}} \hat{\mathbf{O}}'_{U_{\text{BO}}} e^{-\frac{i}{\hbar} \lambda \hat{\mathbf{G}}}), \partial_p \hat{\mathbf{G}} \right]_+ e^{\frac{i}{\hbar} \lambda \hat{\mathbf{G}}} & \\ - (x \leftrightarrow p), \end{aligned} \quad (\text{D4})$$

where $[\cdot, \cdot]_+$ denotes the anti-commutator, and the shorthand $(x \leftrightarrow p)$ denotes the same term, but where x and p have been interchanged. One can in turn rewrite this expression in terms of the AGPs of $\hat{\mathbf{U}}_{\text{MBO}}$,

$$\begin{aligned} \int_0^1 d\lambda \mathcal{L}(\lambda, \hat{\mathbf{G}}) \hat{\mathbf{O}}'_{U_{\text{BO}}} &= \frac{1}{2} \int_0^1 d\lambda [\partial_x \hat{\mathbf{O}}'_{U_{\text{BO}}} + \\ &\frac{i}{\hbar} [\hat{\mathbf{B}}'_x(\lambda), \hat{\mathbf{O}}'_{U_{\text{BO}}}], \partial_\lambda \hat{\mathbf{B}}'_p(\lambda)]_+ - (x \leftrightarrow p), \end{aligned} \quad (\text{D5})$$

where $\hat{\mathbf{B}}'_x(\lambda)$ and $\hat{\mathbf{B}}'_p(\lambda)$ are defined as in Eq. (A5) and we have made use of the identity in Eq. (C5). Keeping only terms linear in $\hat{\mathbf{B}}'_x(\lambda)$ and $\hat{\mathbf{B}}'_p(\lambda)$ gives,

$$\int_0^1 d\lambda \mathcal{L}(\lambda, \hat{\mathbf{G}}) \hat{\mathbf{O}}'_{U_{\text{BO}}} \approx \frac{1}{2} [\partial_x \hat{\mathbf{O}}'_{U_{\text{BO}}}, \hat{\mathbf{B}}'_p]_+ - (x \leftrightarrow p), \quad (\text{D6})$$

with $\hat{\mathbf{B}}'_x \equiv \hat{\mathbf{B}}'_x(\lambda=1)$ and $\hat{\mathbf{B}}'_p \equiv \hat{\mathbf{B}}'_p(\lambda=1)$.

Let us now discuss the leading order correction for a few key operators. The correction to the dressing of the

Hamiltonian is especially important, since it determines the regime of validity of the MBOA. Switching back to the lab frame and the superscript M notation, we obtain,

$$\hat{\mathbf{H}}^{\text{SA}} \approx \hat{\mathbf{H}}^{\text{M}} + \frac{1}{2} \left[\partial_x \hat{\mathbf{H}}^{\text{M}} + \frac{i}{\hbar} [\hat{\mathbf{A}}_x, \hat{\mathbf{H}}^{\text{M}}], \hat{\mathbf{B}}_p \right]_+ - \frac{1}{2} \left[\partial_p \hat{\mathbf{H}}^{\text{M}}, \hat{\mathbf{B}}_x \right]_+, \quad (\text{D7})$$

through application of Eq. (A8). Here, the notation $\hat{\mathbf{O}}^{\text{SA}} \equiv \hat{\mathbf{O}}_U$ is introduced to highlight operators that have been dressed by $\hat{\mathbf{B}}_x$ and $\hat{\mathbf{B}}_p$, the generators of so-called super-adiabatic transformations [55].

The MBOA is valid when the extra dressing in $\hat{\mathbf{H}}^{\text{SA}}$ is negligible. This is justified when $\hat{\mathbf{B}}_x$ and $\hat{\mathbf{B}}_p$ are small, i.e. when the unitary $\hat{\mathbf{U}}_{\text{MBO}}(x, p)$ is nearly independent of x and p . This implies that the eigenstates of the moving Hamiltonian $\hat{\mathbf{H}}^{\text{M}}(x, p)$ vary slowly with x and p . Such validity conditions are of course expected, as the MBOA is nothing but the BOA in the moving frame.

Finally, other operators can also acquire super-adiabatic dressing. In particular, the leading order correction to the position and momentum operators is,

$$\begin{aligned} \hat{\mathbf{q}}^{\text{SA}} &\approx p \hat{\mathbf{I}} - \hat{\mathbf{A}}_x - \hat{\mathbf{B}}_x - \frac{1}{2} [\partial_x \hat{\mathbf{A}}_x, \hat{\mathbf{B}}_p]_+, \\ \hat{\mathbf{x}}^{\text{SA}} &\approx x \hat{\mathbf{I}} + \hat{\mathbf{B}}_p. \end{aligned} \quad (\text{D8})$$

The dressing of these operators can be non-negligible even when the dressing of the Hamiltonian is. In particular, Appendix E illustrates how the corrections in Eq. (D8) are important to obtain agreement with exact dynamics in the spin-1/2 toy model.

Appendix E: Explicit Calculations for Spin Toy Model

In this section, we describe explicit calculations for the spin-1/2 toy model. We consider a Hamiltonian of the form in Eq. (1), with \hat{H}_{int} given by Eq. (2), and $\vec{\mathcal{B}}(x) = \mathcal{B}(x)(\cos \theta(x)\hat{z} + \sin \theta(x)\hat{y})$. The MBOA is then given by the two generating functions (see Appendix D),

$$\hat{\mathbf{G}}_{\text{BO}}(x) = -\frac{\hbar\theta(x)}{2}\hat{\sigma}_x, \quad \hat{\mathbf{G}}_{\text{MBO}}(x, p) = -\frac{\hbar\phi(x, p)}{2}\hat{\sigma}_y, \quad (\text{E1})$$

with,

$$\phi(x, p) = \tan^{-1} \left(\frac{\hbar\theta'(x)p}{2M\mu\mathcal{B}(x)} \right). \quad (\text{E2})$$

The two eigenvalues of $\hat{\mathbf{H}}^{\text{M}}$ are obtained as,

$$\mathcal{H}_{\pm}^{\text{MBO}} = \frac{p^2}{2M} + \frac{(\hbar\theta'(x))^2}{8M} \pm \sqrt{(\mu\mathcal{B}(x))^2 + \left(\frac{\hbar\theta'(x)p}{2M} \right)^2}. \quad (\text{E3})$$

Reflection and Dynamical Trapping

We show agreement of exact and mixed quantum-classical dynamics Eq. (16) for the setup described in Sec. II. As in the main text, we chose the following profile,

$$\theta(x) = \theta_0(1 + \text{erf}(x/d)), \quad (\text{E4})$$

where $\text{erf}(x)$ is the error function, such that the field rotates by a total angle of $2\theta_0$, and d determines the width of the rotation region. Then, $\theta'(x) = 2\theta_0/(\sqrt{\pi}d)\exp[-x^2/d^2]$. The field strength $\mathcal{B}(x) = \mathcal{B}$ is assumed to be constant.

The phase space portrait of the Hamiltonians $\mathcal{H}_{\pm}^{\text{MBO}}$ are qualitatively different as a function of the dimensionless parameter,

$$\zeta = \frac{\hbar^2\theta_0^2}{\pi M\mu\mathcal{B}d^2}.$$

Consider the MBO ground state $\mathcal{H}_{-}^{\text{MBO}}$. When $\zeta < 1$, i.e. when the field rotates slowly, the energy minimum of $\mathcal{H}_{-}^{\text{MBO}}(x, p)$ is at $p = 0$ for any value of x . This corresponds to the perturbative regime, where one can think of the particle as acquiring a space-dependent mass coming from the Taylor expansion of the square root in Eq. (E3). Conversely, for $\zeta > 1$, we have a bifurcation and $\mathcal{H}_{-}^{\text{MBO}}(x, p)$ is minimal at nonzero momentum p when x is sufficiently close to the origin, i.e. in the region of the fastest rotation of the magnetic field (see Fig. 7). The point $\zeta = 1$ corresponds to a divergent mass, where the mass renormalization at the origin $x = 0$ due to dressing becomes exactly identical to the bare mass. Interestingly, the dispersion relation for $\zeta > 1$ is identical to the one in systems with Spin-Orbit coupling (see e.g. Fig. 2 in Ref. [56]). One can view this toy model as a setup where the spin-orbit coupling is turned on and then turned off as the particle travels through space.

Now, consider a setup where the particle is prepared in the BO ground state at $x \rightarrow -\infty$, where $\theta(x)$ is constant, and moves towards the origin with a mean momentum p_0 . The energy minimum of $\mathcal{H}_{-}^{\text{MBO}}(x, p)$ at $x = 0$ is denoted as \mathcal{E}_{min} , and given by,

$$\mathcal{E}_{\text{min}} = \begin{cases} \mu\mathcal{B}(\frac{\zeta}{2} - 1), & \zeta < 1, \\ -\frac{\mu\mathcal{B}}{2\zeta}, & \zeta > 1, \end{cases} \quad (\text{E5})$$

The field rotation creates an effective energetic barrier of height $V_{\text{eff}} \equiv \mathcal{E}_{\text{min}} + \mu\mathcal{B}$ at the origin. If the initial kinetic energy of the particle is greater than this energetic barrier $p_0^2/(2M) > V_{\text{eff}}$, it is able to pass through the region of field rotation. Conversely, if $p_0^2/(2M) < V_{\text{eff}}$, then it is reflected back.

Note that the effective barrier for the case $\zeta < 1$ can be understood from the Born-Huang correction to the BO surfaces. However, this is not the case for the non-perturbative regime $\zeta > 1$. As we increase the rate of rotation more and more at fixed value of \mathcal{B} such that

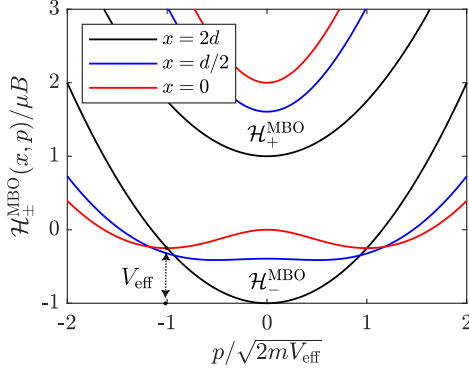


FIG. 7. Momentum dispersions of $\mathcal{H}_{\pm}^{\text{MBO}}(x, p)$ at different slices of x for $\zeta = 2$. For small $|x|/d$, the bottom branch $\mathcal{H}_{-}^{\text{MBO}}$ is minimal at non-zero p , resulting in the double-well dispersion shown in red. The difference between the energy minima at $|x|/d \gg 1$ and $|x|/d = 0$ functions as an effective energetic barrier of height V_{eff} at the origin.

$\zeta \gg 1$, the effective barrier stops increasing with the rotation rate, as suggested by the Born-Huang correction, and instead plateaus to a constant value of $V_{\text{eff}} = \mu\mathcal{B}$ corresponding to $\mathcal{E}_{\text{min}} = 0$. This can be understood intuitively by noticing that this barrier corresponds to the gain in potential energy that a spin initially aligned with the magnetic field experiences as it tilts behind it at the maximum angle of $\phi = \pi/2$. To obtain the correct value for the effective barrier, it is thus key that the average $\langle \hat{\mathbf{H}}^{\text{M}} \rangle$ is computed with respect to the MBO, and not BO, ground state. For all numerics that follow, we work in the latter regime with $\zeta = 2$, corresponding to the phase space energy contours shown in Fig. 3(a).

To compare MBOA with exact simulations, we study the time evolution of a wavepacket where the spin is initially aligned with the local magnetic field,

$$|\Psi(t=0)\rangle \propto \int dx e^{-(x-x_0)^2/4\sigma_x^2} e^{\frac{i}{\hbar}p_0x} |x\rangle \otimes |\psi_{-}^{\text{BO}}(x)\rangle. \quad (\text{E6})$$

Here, $|\psi_{-}^{\text{BO}}(x)\rangle$ denotes a spinor aligned with $\vec{\mathcal{B}}(x)$, i.e. a spinor in the local BO ground state. We choose x_0 to be far away from any field rotation - concretely at $x_0 = -3.5d$. In Fig. 8(a), we show the exact time evolution of $|\Psi(t)\rangle$ and compare it to the MBOA, which correctly predicts the reflection from the origin. In the two lower panels, Figs. 8(c) and 8(d), we compare, for the same setup, the velocity and force computed from the equations of motion, $\dot{x} = \langle \partial_p \hat{\mathbf{H}}^{\text{M}} \rangle$ and $\dot{p} = -\langle \partial_x \hat{\mathbf{H}}^{\text{M}} \rangle$, where the average is taken with respect to the BO (solid) or MBO (dashed) ground state. The red curve shows exact numerical values. For the velocity, averaging with respect to the BO state in our chosen gauge gives $\langle \partial_p \hat{\mathbf{H}}^{\text{M}} \rangle_{\text{BO}} = \frac{p}{M}$, while with respect to the MBO state yields $\langle \partial_p \hat{\mathbf{H}}^{\text{M}} \rangle_{\text{MBO}} = \frac{p}{M} - \frac{\hbar\theta'(x)}{2M} \sin\phi(x, p)$. This distinction is important to recover the correct velocity and force on the particle.

Finally let us investigate the dynamics of the trapped orbits shown in red in Fig. 3. We consider an initial state of the form of Eq. (E6), but with $x_0 = p_0 = 0$. The width of the wavepacket is chosen as $\sigma_x = d/10$, such that the packet is well within the separatrix of $\mathcal{H}_{-}^{\text{MBO}}$. Within the BOA, we expect the packet to spread on a timescale set by $\tau \sim M\sigma_x^2/\hbar$. However, in the MBOA, only trajectories in $\mathcal{H}_{+}^{\text{MBO}}$ spread; orbits in $\mathcal{H}_{-}^{\text{MBO}}$ remain bounded at the origin. We therefore expect a fraction of the probability density $|\Psi(x)|^2$ to remain localized near the origin even after long times. Semi-classically, the trapped probability can be estimated by calculating the projection of the (dressed) Wigner function,

$$\hat{\mathbf{W}}^{\text{M}}(x, p) = W(x, p) \begin{pmatrix} \cos^2\left(\frac{\phi(x, p)}{2}\right) & \frac{\sin\phi(x, p)}{2} \\ \frac{\sin\phi(x, p)}{2} & \sin^2\left(\frac{\phi(x, p)}{2}\right) \end{pmatrix}, \quad (\text{E7})$$

onto the MBO ground state manifold. Here, we have defined $W(x, p) = 2 \exp\left(-\frac{x^2}{2\sigma_x^2} - \frac{2\sigma_x^2 p^2}{\hbar^2}\right)$, and explicitly shown the matrix form of $\hat{\mathbf{W}}^{\text{M}}(x, p)$ in the basis of MBO states. Note that for non-zero ϕ , the non-vanishing off-diagonal elements show that an initial BO state is a superposition of the dressed states.

The projection of the Wigner function onto the MBO ground state manifold is then found as,

$$P_{\text{trapped}} \approx \int \frac{dx dp}{2\pi\hbar} W(x, p) \cos^2\left(\frac{\phi(x, p)}{2}\right). \quad (\text{E8})$$

In the panel 8(b), we plot the computed total probability of a particle to be contained within the region $x \in (-d/2, d/2)$, with $P_{\text{trapped}} = \int_{-d/2}^{d/2} dx |\Psi(x)|^2$. The red curve shows exact dynamics, which confirms that P_{trapped} quickly decays as the wavefunction in $\mathcal{H}_{+}^{\text{MBO}}$ disperses, stabilizing close to the value predicted by Eq. (E8) at long times.

Interference

We now study the time evolution for the second setup discussed in Sec. II. The field profile has a constant rate of rotation $\theta'(x) = \theta'$ and magnitude $\mathcal{B}(x) = \mathcal{B}$. The initial state is given by Eq. (E6). For non-zero θ' and p , the BO ground state is a superposition of the two dressed states at each (x, p) .

According to Eq. (14), we evaluate the classical trajectories $(x_{mn}(\tau), p_{mn}(\tau))$ as the solution to Hamilton's equations of motion starting at initial condition (x, p) and evolved with the Hamiltonian,

$$\mathcal{H}_{mn}^{\text{MBO}} = \frac{\mathcal{H}_m^{\text{MBO}} + \mathcal{H}_n^{\text{MBO}}}{2}, \quad (\text{E9})$$

with $\mathcal{H}_m^{\text{MBO}}$ given by Eq. (E3). For constant field magnitude \mathcal{B} and rate of rotation θ' , the diagonal $m = n$

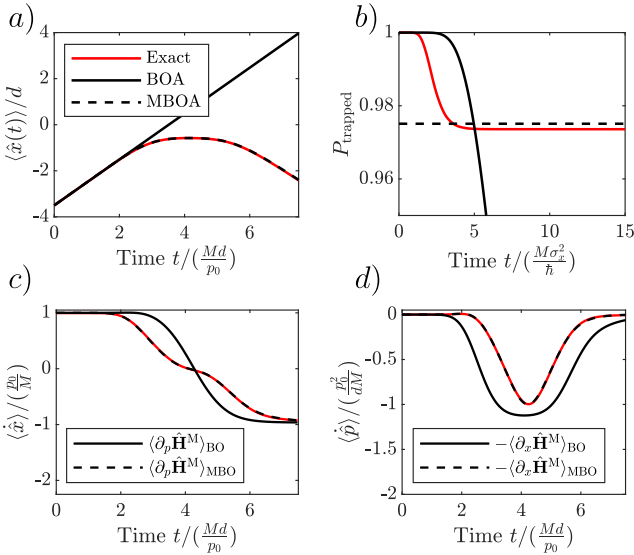


FIG. 8. Numerical comparison between exact and mixed quantum-classical dynamics for the setup shown in Sec. II. a) Reflection of a wavepacket from the origin. b) Dynamical trapping of a wavepacket within the region of bounded orbits in $\mathcal{H}_{-}^{\text{MBO}}$. The quantity P_{trapped} is defined as the total probability contained in the interval $x \in (-d/2, d/2)$. c) For the setup shown in panel (a), comparison of exact mean velocity $d\langle\hat{x}\rangle/dt$ (red line) with that obtained by averaging $\partial_p \hat{\mathbf{H}}^{\text{M}}$ with respect to the MBO (dotted black line) or BO (solid black line) ground state. d) Same as panel c) but for $d\langle\hat{p}\rangle/dt$. The reflection experiment was carried out with initial wavepacket position $x_0 = -3.5d$, momentum $p_0 = (1/\sqrt{2\pi})\hbar\theta_0/d$, width $\sigma_x = d/4$, and magnetic field parameter $\zeta = 2$. The dynamical trapping experiment was carried out with $x_0 = p_0 = 0$, $\sigma_x = d/10$ and $\zeta = 2$.

solutions are,

$$\begin{aligned} \dot{x}_{--}(\tau) \equiv \dot{x}_-(\tau) &= \frac{p}{M} - \frac{\hbar\theta'}{2M} \sin\phi(p), \\ \dot{p}_{--}(\tau) \equiv \dot{p}_-(\tau) &= 0, \\ \dot{x}_{++}(\tau) \equiv \dot{x}_+(\tau) &= \frac{p}{M} + \frac{\hbar\theta'}{2M} \sin\phi(p), \\ \dot{p}_{++}(\tau) \equiv \dot{p}_+(\tau) &= 0, \end{aligned} \quad (\text{E10})$$

with $\phi(p)$ given by Eq. (E2). The off-diagonal $m \neq n$ solutions are,

$$\dot{x}_{-+}(\tau) = \dot{x}_{+-}(\tau) = \frac{p}{M}, \quad \dot{p}_{-+}(\tau) = \dot{p}_{+-}(\tau) = 0. \quad (\text{E11})$$

Since the momenta p_{mn} are conserved for all time, the integral for the phase of the Weyl symbol is trivial,

$$\Phi_{+-}(t) = \frac{2t}{\hbar} \sqrt{(\mu\mathcal{B})^2 + \left(\frac{\hbar\theta'p}{2M}\right)^2} \equiv \frac{t\Delta\mathcal{H}(p)}{\hbar}, \quad (\text{E12})$$

and $\Phi_{-+}(t) = -\Phi_{+-}(t)$, where we have abbreviated $\Delta\mathcal{H}(p) = \mathcal{H}_{+}^{\text{MBO}}(p) - \mathcal{H}_{-}^{\text{MBO}}(p)$.

Finally, as per Eq. (14), we obtain the time evolution of the dressed momentum Weyl symbol $\hat{\mathbf{q}}^{\text{M}} = p\hat{\mathbf{I}} - \hat{\mathbf{A}}_x$. We explicitly show it in matrix form, where the matrix elements are shown in the eigenbasis of $\hat{\mathbf{H}}^{\text{M}}$,

$$\hat{\mathbf{q}}^{\text{M}}(t) = \begin{pmatrix} p - \frac{\hbar\theta'}{2} \sin\phi(p) & e^{-\frac{it\Delta\mathcal{H}(p)}{\hbar}} \frac{\hbar\theta'}{2} \cos\phi(p) \\ e^{\frac{it\Delta\mathcal{H}(p)}{\hbar}} \frac{\hbar\theta'}{2} \cos\phi(p) & p + \frac{\hbar\theta'}{2} \sin\phi(p) \end{pmatrix}. \quad (\text{E13})$$

Plugging back into Eq. (16) and using Eq. (E7), we obtain,

$$\begin{aligned} \langle\hat{q}(t)\rangle &\approx p_0 + \\ \frac{\hbar\theta'}{4} \int \frac{dx dp}{2\pi\hbar} W(x, p) \sin(2\phi(p)) &\left(\cos\left(\frac{t}{\hbar}\Delta\mathcal{H}(p)\right) - 1 \right), \end{aligned} \quad (\text{E14})$$

which results in Fig. 3(b). The solution at long times is obtained approximately as $\lim_{t \rightarrow \infty} \langle\hat{q}(t)\rangle \approx p_0 - \frac{\hbar\theta'}{4} \sin(2\phi(p_0))$, when the oscillating phases $\sim \cos(t\Delta\mathcal{H}/\hbar)$ coming from different initial conditions (x, p) dephase, and where we have replaced $\langle\sin(2\phi(p))\rangle \approx \sin(2\phi(p_0))$.

Corrections Beyond the MBOA

In this section, we discuss the implications of further super-adiabatic corrections to the dressing of operators Eq. (D3) in the spin-1/2 toy model. Using the explicit expression for $\hat{\mathbf{G}}_{\text{MBO}}$ in Eq. (E1), the AGPs associated with $\hat{\mathbf{U}}_{\text{MBO}}$ are,

$$\hat{\mathbf{B}}'_x = (i\hbar\partial_x \hat{\mathbf{U}}_{\text{MBO}}) \hat{\mathbf{U}}_{\text{MBO}}^\dagger = -\frac{\hbar\partial_x \phi(x, p)}{2} \hat{\sigma}_y, \quad (\text{E14})$$

$$\hat{\mathbf{B}}'_p = (i\hbar\partial_p \hat{\mathbf{U}}_{\text{MBO}}) \hat{\mathbf{U}}_{\text{MBO}}^\dagger = -\frac{\hbar\partial_p \phi(x, p)}{2} \hat{\sigma}_y. \quad (\text{E15})$$

Assuming constant field magnitude $\mathcal{B}(x) = \mathcal{B}$ and rate of rotation $\theta'(x) = \theta'$, we compute the leading order correction to the dressing of $\hat{\mathbf{H}}^{\text{SA}}$, $\hat{\mathbf{x}}^{\text{SA}}$, and $\hat{\mathbf{q}}^{\text{SA}}$. Using $\partial_x \hat{\mathbf{A}}_x = \hat{\mathbf{B}}_x = 0$, Eq. (D7) and Eq. (D8) reduce to,

$$\hat{\mathbf{H}}^{\text{SA}} = \hat{\mathbf{H}}^{\text{M}}, \quad \hat{\mathbf{q}}^{\text{SA}} = \hat{\mathbf{q}}^{\text{M}}, \quad \hat{\mathbf{x}}^{\text{SA}} = \hat{\mathbf{x}}^{\text{M}} + \hat{\mathbf{B}}_p = x\hat{\mathbf{I}} + \hat{\mathbf{B}}_p. \quad (\text{E16})$$

Note that the Hamiltonian and momentum do not acquire additional super-adiabatic dressing, but the coordinate does. In particular, $\hat{\mathbf{x}}^{\text{SA}}$ becomes an operator in $\mathbb{H}^{\mathcal{Q}}$. Interestingly, all higher order corrections vanish, and Eq. (E16) is exact. Since $\hat{\mathbf{H}}^{\text{SA}} = \hat{\mathbf{H}}^{\text{M}}$, we conclude that the MBOA is exact for constant field magnitude and rate of rotation. This is not surprising, since the system has discrete translational symmetry, and the Hamiltonian can be exactly block-diagonalized through application of Bloch's theorem.

To illustrate the implications of the super-adiabatic dressing on dynamics, we compute the time evolution of $\hat{\mathbf{x}}^{\text{SA}}$ and $\hat{\mathbf{q}}^{\text{SA}}$. Since $\hat{\mathbf{H}}^{\text{SA}} = \hat{\mathbf{H}}^{\text{M}}$, the solutions to the equations of motion remain the same and are given

by Eq. (E10). Applying Eq. (14) starting at initial condition (x, p) , we obtain,

$$\hat{\mathbf{x}}^{\text{SA}}(t) = \begin{pmatrix} x + \left(\frac{p}{M} - \frac{\hbar\theta'}{2M} \sin \phi\right) t & ie^{-\frac{it\Delta\mathcal{H}}{\hbar}} \frac{\hbar\phi'}{2} \\ -ie^{\frac{it\Delta\mathcal{H}}{\hbar}} \frac{\hbar\phi'}{2} & x + \left(\frac{p}{M} + \frac{\hbar\theta'}{2M} \sin \phi\right) t \end{pmatrix}, \quad (\text{E17})$$

and,

$$\hat{\mathbf{q}}^{\text{SA}}(t) = \begin{pmatrix} p - \frac{\hbar\theta'}{2} \sin \phi & e^{-\frac{it\Delta\mathcal{H}}{\hbar}} \frac{\hbar\theta'}{2} \cos \phi \\ e^{\frac{it\Delta\mathcal{H}}{\hbar}} \frac{\hbar\theta'}{2} \cos \phi & p + \frac{\hbar\theta'}{2} \sin \phi \end{pmatrix}. \quad (\text{E18})$$

Here, all matrix elements are shown in the basis of MBO states. Because the position operator also acquires off-diagonal matrix elements, the transient oscillations of the quantity $\langle \hat{q}(t) \rangle$ described in Fig. 3(b) are also present in the time-evolution of $\langle \hat{x}(t) \rangle$. This is to be expected, since it is required from the Heisenberg equation,

$$\frac{d\hat{x}(t)}{dt} = \frac{\hat{q}(t)}{M}.$$

One can now verify that, by including super-adiabatic dressing, the solutions Eq. (E17) and Eq. (E18) correspondingly satisfy $d\hat{\mathbf{x}}^{\text{SA}}/dt = \hat{\mathbf{q}}^{\text{SA}}/M$. This equality is violated without the contribution from the super-adiabatic dressing of the coordinate. In the regime of applicability of the MBOA, the coordinate oscillations are, however, relatively weaker than the momentum oscillations, as they are suppressed by an additional factor of M .

Appendix F: Bell Pair Protocol

The aim of this section is to provide a proof of concept for motion-generated Bell pairs. In particular, we describe a specific protocol that implements the adiabatic path shown in Fig. 4(a). As discussed in Sec. II, it is composed of 3 parts. The spins are initially polarized in the $|\uparrow\uparrow\rangle$ ground state in a region of non-rotating field with magnitude \mathcal{B}_0 , with initial center of mass momentum p_0 . They cross through a region of space (near $x = 0$) where the rate of field rotation $\theta'(x)$ is adiabatically ramped up to some θ'_0 while keeping the field magnitude large, $\zeta = \frac{(\hbar\theta'_0)^2}{4M\mu\mathcal{B}_0} \ll 1$. They finally enter a region where the field strength is slowly reduced to zero as $x \rightarrow \infty$. For concreteness, we parameterize the the magnetic field as,

$$\mathcal{B}(x) = \frac{\mathcal{B}_0}{2} \left(1 + \operatorname{erf} \left(\frac{x_B^0 - x}{d_B} \right) \right), \quad (\text{F1})$$

$$\theta'(x) = \frac{\theta'_0}{2} \left(1 + \operatorname{erf} \left(\frac{x - x_{\theta'}^0}{d_{\theta'}} \right) \right). \quad (\text{F2})$$

Here, the length scales d_B and $d_{\theta'}$ should be sufficiently large to ensure adiabaticity of the MBO states, as controlled by the leading corrections to the MBOA discussed in Appendix D. The spins are initially prepared

in a region arbitrarily far away from any field rotation, $x \rightarrow -\infty$. The Bell pair is recovered asymptotically as $x \rightarrow \infty$.

The subtlety in constructing such a protocol is that the phase space path $(x(t), p(t))$ is not independently controlled, but is set by the MBOA equations of motion Eq. (10) and Eq. (11). In particular, we must ensure that, i) there exists a valid path in phase space connecting $x \rightarrow -\infty$ and $x \rightarrow \infty$, and ii), that the outgoing momentum satisfies the condition $|\hbar\theta'_0/p| > 2$, which implies that the quadratic $\hat{\mathbf{S}}_x^2$ term dominates over the linear one in Eq. (22). The latter ensures that the outgoing state lies in the entangled regime of Fig. 4(a).

One possible way to satisfy these constraints is to introduce an external scalar potential $V(x)$, as in Eq. (1). The presence of $V(x)$ does not alter the eigenstates of $\hat{\mathbf{H}}^{\text{M}}(x, p)$, but allows more freedom in controlling the dynamics of the particle. The choice we use here is given by,

$$V(x) = \sqrt{(2\mu\mathcal{B}(x))^2 + \left(\frac{(\hbar\theta'(x))^2}{4M}\right)^2} - \frac{(\hbar\theta'(x))^2}{4M}, \quad (\text{F3})$$

which ensures that a spin with vanishingly small initial momentum $p \rightarrow 0$ is able to realize a path from $x \rightarrow -\infty$ to $x \rightarrow \infty$, shown as a dashed black line. The resulting MBO ground state phase space contours $\mathcal{H}_0^{\text{MBO}}(x, p)$ are shown in the left panel of Fig. 9.

The two dotted red lines on the right separate the two different regimes i) $|\hbar\theta'_0/p| > 2$ (between the lines) and ii) $|\hbar\theta'_0/p| < 2$ (outside the lines) of the ground state phase diagram. Outgoing states in the first regime will remain entangled as $x \rightarrow \infty$, while outgoing states in the second regime will not. We observe that spins with initial momenta close to $p_0 = 0$ are able to realize the desired protocol. In particular, the blue line shows a contour for which the initial momentum is set to be $p_0 = \hbar\theta'_0/4$. In Fig. 9(b), we plot both the physical $q(x) = m\dot{x}$ and moving momentum $p(x)$ for this particular contour. We remark that this choice of potential is not a unique way of generating entanglement, but merely illustrative.

Appendix G: Spin Squeezing

In this section, we describe in detail the calculations for spin squeezing in Sec. II. We begin by noting that, for the multi-spin model of Eq. (21), the AGP is simply the sum of the single-spin AGPs, $\hat{\mathbf{A}}_x(x) = -\hbar\theta'(x)\hat{\mathbf{S}}_x$, with $\hat{\mathbf{S}}_x = \sum_{i=1}^N \hat{\sigma}_x^i/2$. Then, the moving Hamiltonian reads,

$$(\hat{\mathbf{H}}^{\text{M}})' = \frac{p^2}{2M} - 2\mu\mathcal{B}\hat{\mathbf{S}}_z + \frac{p\hbar\theta'}{M}\hat{\mathbf{S}}_x + \frac{(\hbar\theta')^2}{2M}\hat{\mathbf{S}}_x^2. \quad (\text{G1})$$

Recall that the primes signify that Eq. (G1) is written in the BO basis, where the magnetic field is aligned along the z -direction. Here, $\hat{\mathbf{S}}_z$ is the total spin operator along z , $\hat{\mathbf{S}}_z = \sum_{i=1}^N \hat{\sigma}_z^i/2$.

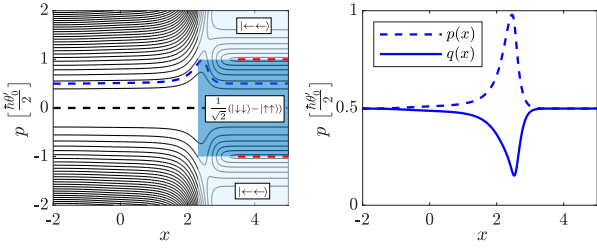


FIG. 9. Proof of concept for the generation of Bell states through motion. Left: Phase space contours of the MBO ground state $\mathcal{H}_0^{\text{MBO}}(x, p)$. Trajectories with small initial momentum are able to realize the desired path to the outgoing entangled region, implementing the adiabatic protocol shown in red in Fig. 4(a). Right: Physical $q = m\dot{x}$ and canonical p momentum as a function of position for the trajectory shown in blue on the left. The choice of parameters for this plot is $B_0 = 10$, $\theta'_0 = 1$, $d_B = 1$, $d_{\theta'} = 1$, $x_B^0 = 1$, $x_{\theta'}^0 = -1$, with $m = \hbar = \mu = 1$.

We now make a series of approximations to extract properties of the ground state of Eq. (G1). The ground state lies in the collective spin $S = N/2$ subspace, and the analysis can be restricted to this spin sector. Let us additionally consider the regime $|p| \ll N|\hbar\theta'|$, where the linear in momentum term can be dropped out such that Eq. (G1) reduces to,

$$(\hat{\mathbf{H}}^{\text{M}})' \cong \frac{p^2}{2M} - 2\mu\mathcal{B}\left(\hat{\mathbf{S}}_z - \frac{\chi}{N}\hat{\mathbf{S}}_x^2\right), \quad (\text{G2})$$

and $\chi = N(\hbar\theta')^2/4M\mu\mathcal{B}$.

We consider the large N limit of the Holstein-Primakoff transformation [57], which defines the mapping from spin to boson operators,

$$\hat{\mathbf{S}}_+ \cong \sqrt{N}a, \quad \hat{\mathbf{S}}_- \cong \sqrt{N}a^\dagger, \quad \hat{\mathbf{S}}_z \cong \frac{N}{2} - a^\dagger a. \quad (\text{G3})$$

Eq. (G2) then reads,

$$(\hat{\mathbf{H}}^{\text{M}})' \cong \frac{p^2}{2M} - \mu\mathcal{B}N + 2\mu\mathcal{B}\left(a^\dagger a + \frac{\chi}{4}(a + a^\dagger)^2\right). \quad (\text{G4})$$

Note that Eq. (G4) is quadratic in creation and annihilation operators, and is diagonalized by the squeezing transformation,

$$\hat{\mathbf{U}}_{\text{MBO}} = \exp \frac{r}{2}(a^2 - a^{\dagger 2}), \quad r = \frac{1}{4} \ln(1 + \chi), \quad (\text{G5})$$

such that,

$$\hat{\mathbf{U}}_{\text{MBO}}^\dagger (\hat{\mathbf{H}}^{\text{M}})' \hat{\mathbf{U}}_{\text{MBO}} = \frac{p^2}{2M} - \mu\mathcal{B}N + 2\mu\mathcal{B}\sqrt{1 + \chi}a^\dagger a + \mu\mathcal{B}\left(\sqrt{1 + \chi} - 1\right). \quad (\text{G6})$$

The MBO ground state can thus be written as $|\psi_0^{\text{MBO}}\rangle = \hat{\mathbf{U}}_{\text{MBO}}|0\rangle$, where $|0\rangle$ is the vacuum state. To see that

$|\psi_0^{\text{MBO}}\rangle$ is indeed spin-squeezed along the x direction, it is enough to compute the variances,

$$\begin{aligned} \Delta \hat{S}_x^2 &= \frac{N}{4} \langle \psi_0^{\text{MBO}} | (a + a^\dagger)^2 | \psi_0^{\text{MBO}} \rangle = \frac{N}{4} \frac{1}{\sqrt{1 + \chi}}, \\ \Delta \hat{S}_y^2 &= -\frac{N}{4} \langle \psi_0^{\text{MBO}} | (a - a^\dagger)^2 | \psi_0^{\text{MBO}} \rangle = \frac{N}{4} \sqrt{1 + \chi}, \end{aligned} \quad (\text{G7})$$

yielding the uncertainty ratio shown in Eq. (23).

The truncation of the Holstein-Primakoff transformation Eq. (G3) breaks down when χ becomes of order N^2 . One way to argue this is to note that the ground state spin fluctuations along the y direction, $\Delta \hat{S}_y = \frac{\sqrt{N}}{2}(1 + \chi)^{1/4}$, become of order $\Delta \hat{S}_y \sim N/2 = S$ for $\chi \sim N^2$. Since the noise along y becomes of the same order as the total spin, one can no longer argue that the spin Wigner function is closely localized about the z -axis pole (see Fig. 4(b)). After this point, for $\chi > N^2$ the Wigner function stops resembling a squeezed coherent state. Indeed, in the $\chi \rightarrow \infty$ limit, the ground state reduces to the $S_x = 0$ eigenstate. Therefore, the maximum quadrature ratio achievable, while still remaining in the squeezed regime, is of order $\Delta \hat{S}_x / \Delta \hat{S}_y \sim 1/N$.

Appendix H: Many Particle Piston Example

In this section, we provide calculations for the piston example discussed in Sec. II. Consider the system defined by the Hamiltonian in Eq. (24) and Eq. (25), with $V(x) = kx^2/2$. We first discuss the solution within the BOA and afterwards within the MBOA.

BOA Microcanonical Ensemble

The BOA assumes that the fast DOFs adiabatically follow a microcanonical distribution $\rho(x, p) = \delta(E(x, p) - \mathbf{H}(x, p))$, with the energy $E(x, p)$ [58] fixed such that the microcanonical entropy,

$$S(x, p, E) = \ln \Omega(x, p, E),$$

$$\Omega(x, p, E) = \int d\vec{\xi} d\vec{\eta} \delta(E - \mathbf{H}(x, p)), \quad (\text{H1})$$

is x -independent. Recall that the bold font signifies a function of the fast phase space variables $\vec{\xi}$ and $\vec{\eta}$, with the slow ones treated as external parameters. We drop $\{\vec{\xi}, \vec{\eta}\}$ from the arguments of bold functions like in the quantum case. Additionally, we reserve the symbol p for the canonical and q for the physical momentum. In the lab frame the two are equal, such that $\mathbf{q} = p$, in analogy to the Wigner-Weyl mapping $\hat{\mathbf{q}} = p \hat{\mathbf{I}}$.

The microcanonical entropy Eq. (H1) (assuming that N is even) can be computed explicitly for $N \gg 1$ as,

$$S(x, E) = \frac{N}{2} \ln[2\pi m E^{\text{fast}} x^2] - \ln[(N/2)!], \quad (\text{H2})$$

where we have defined E^{fast} as the total kinetic energy of the fast particles,

$$E^{\text{fast}} \equiv E - \frac{p^2}{2M} - \frac{1}{2}kx^2. \quad (\text{H3})$$

From Eq. (H2), the condition for constant S is given by,

$$x^2 E^{\text{fast}}(x) = \text{const}. \quad (\text{H4})$$

That is, the position of the piston fixes the energy of the fast particles. The gas heats up as the piston contracts and cools down as it expands.

The effective BO Hamiltonian describing the motion of the piston is obtained by averaging the full Hamiltonian of the system over the fast variables along the constant entropy contour,

$$\begin{aligned} \mathcal{H}^{\text{BO}}(x, p) &= \frac{1}{\Omega(x, p, E)} \int d\vec{\xi} d\vec{\eta} \delta(E(x, p) - \mathbf{H}(x, p)) \mathbf{H}(x, p), \\ &= \frac{p^2}{2m} + \frac{1}{2}kx^2 + E_0^{\text{fast}} \left(\frac{x_0^2}{x^2} \right), \end{aligned} \quad (\text{H5})$$

where E_0^{fast} denotes the initial kinetic energy of the fast particles and x_0 the initial position of the piston.

BOA Canonical Ensemble

As the canonical and microcanonical ensembles are equivalent in the many-particle limit, it is instructive to see how one can recover Eq. (H5) from the computationally simpler canonical framework. We assume that the fast DOFs follow a Gibbs distribution,

$$\rho_\beta(x, p) = \frac{1}{Z_\beta(x, p)} e^{-\beta(x, p)\mathbf{H}(x, p)},$$

with inverse temperature $\beta(x, p)$ fixed such that the entropy,

$$S_\beta(x, p, \beta) = \beta E_\beta(x, p) + \ln Z_\beta(x, p), \quad (\text{H6})$$

is conserved. Here $E_\beta(x, p)$ is the mean energy of the system in the Gibbs ensemble. The entropy can be exactly evaluated as,

$$S_\beta(x, p, \beta) = N \ln \left(x \sqrt{\frac{2\pi m}{\beta}} \right) + \frac{N}{2}. \quad (\text{H7})$$

The condition for conservation of S_β is,

$$\frac{x^2}{\beta(x, p)} = \text{const}, \quad (\text{H8})$$

which is the analogous statement for Eq. (H4) in the canonical ensemble. The expectation value of the Hamiltonian over the fast variables along the constant entropy contour then yields,

$$\begin{aligned} \mathcal{H}^{\text{BO}}(x, p) &= \frac{1}{Z_\beta(x, p)} \int d\vec{\xi} d\vec{\eta} e^{-\beta(x, p)\mathbf{H}(x, p)} \mathbf{H}(x, p), \\ &= \frac{p^2}{2m} + \frac{1}{2}kx^2 + \frac{N}{2\beta_0} \left(\frac{x_0^2}{x^2} \right). \end{aligned} \quad (\text{H9})$$

By identifying $E_0^{\text{fast}} = N/(2\beta_0)$, Eq. (H5) and Eq. (H9) agree.

MBOA Slow Hamiltonian

The MBOA assumes that the fast DOFs follow instantaneous equilibrium with respect to the moving Hamiltonian $\mathbf{H}^{\text{M}}(x, p)$. As in the quantum case, one now has to distinguish the dressed physical momentum \mathbf{q} , which also depends on fast coordinates $\vec{\xi}$, and the canonical momentum p , which is the proper canonical variable. In particular, $\mathbf{q} = p - \mathbf{A}_x(x)$.

As in the BOA, the microcanonical and canonical descriptions are equivalent at large N . We work with the latter because it is computationally simpler. The fast DOFs are assumed to follow a Gibbs distribution,

$$\rho^{\text{M}}(x, p) = \frac{1}{Z_\beta^{\text{M}}(x, p)} e^{-\beta^{\text{M}}(x, p)\mathbf{H}^{\text{M}}(x, p)},$$

where we introduced notation β^{M} for the temperature of the moving equilibrium to distinguish it from the BO temperature. The moving Hamiltonian is given by,

$$\begin{aligned} \mathbf{H}^{\text{M}}(x, p) &= \frac{(p - \mathbf{A}_x(x))^2}{2M} + \frac{1}{2}kx^2 + \frac{|\vec{\eta}|^2}{2m} \\ &+ U_0 \sum_{i=1}^N (\Theta(-\xi_i) + \Theta(\xi_i - x)), \quad \mathbf{A}_x(x) = \frac{\vec{\xi} \cdot \vec{\eta}}{x}, \end{aligned} \quad (\text{H10})$$

In passing, note that writing Eq. (H10) instead using dilated coordinates $\vec{\xi}' = \vec{\xi}/x$ and $\vec{\eta}' = \vec{\eta}x$ is equivalent to working in the basis of instantaneous BO states in the quantum language.

It is convenient to express the Hamiltonian as a quadratic form in the fast momenta,

$$\mathbf{H}^{\text{M}}(x, p) = \frac{p^2}{2M} + \frac{1}{2}kx^2 + \frac{\vec{\eta}'^T \cdot \hat{\mu}^{-1}(\vec{\xi}) \cdot \vec{\eta}'}{2} + \vec{b}(\vec{\xi})^T \cdot \vec{\eta}, \quad (\text{H11})$$

with,

$$\hat{\mu}^{-1}(\vec{\xi}) = \frac{1}{m} \hat{1} + \frac{\vec{\xi} \cdot \vec{\xi}^T}{Mx^2}, \quad (\text{H12})$$

a position-dependent inverse mass matrix, and,

$$\vec{b}(\vec{\xi}) = -\frac{p}{M} \frac{\vec{\xi}}{x}, \quad (\text{H13})$$

a position-dependent momentum bias. Here the superscript T denotes the vector transpose and hats denote matrix operators. Note that since the vector outer product $\vec{\xi} \cdot \vec{\xi}^T$ is of rank one, the matrix $\hat{\mu}^{-1}(\vec{\xi})$ has $N - 1$ trivial eigenvalues equal to $1/m$, and only a single non-trivial one equal to $1/m + |\vec{\xi}|^2/(x^2 M)$. This simplifies the

evaluation of the Gaussian integral over the momentum, yielding the expression for the partition function,

$$\begin{aligned} Z_\beta^M(x, p) &= \int d\vec{\xi} d\vec{\eta} e^{-\beta^M \mathbf{H}^M(x, p)} \\ &= x^N \left(\frac{2\pi m}{\beta^M} \right)^{N/2} e^{-\frac{\beta^M kx^2}{2}} \int_0^1 d\vec{\xi} e^{-\frac{\beta^M p^2}{2M} \frac{1}{1 + \frac{m}{M} |\vec{\xi}|^2}} \sqrt{1 + \frac{m}{M} |\vec{\xi}|^2}. \end{aligned} \quad (\text{H14})$$

Before proceeding, we briefly comment on the evaluation of this type of integral, which is recurrent in this calculation. It is convenient to rewrite the integral into the form,

$$\int_0^1 d\vec{\xi} f(|\vec{\xi}|^2) = \int_{-\infty}^{\infty} du f(uN) P(u), \quad (\text{H15})$$

with,

$$P(u) = \int_0^1 d\vec{\xi} \delta(u - |\vec{\xi}|^2/N), \quad f(uN) = \frac{e^{-\frac{\beta^M p^2}{2M} \frac{1}{1 + \frac{m}{M} u}}}{\sqrt{1 + \frac{mN}{M} u}}. \quad (\text{H16})$$

We now take the $N \rightarrow \infty$ limit, while keeping the total mass of the gas mN fixed. Using the central limit theorem, we find,

$$\lim_{N \rightarrow \infty} P(u) = \delta(u - 1/3), \quad (\text{H17})$$

and,

$$\begin{aligned} \lim_{N \rightarrow \infty} \int_0^1 d\vec{\xi} f(|\vec{\xi}|^2) &= \int_{-\infty}^{\infty} du f(uN) \delta(u - 1/3), \\ &= f(N/3). \end{aligned} \quad (\text{H18})$$

This result gives the partition function in the large N limit,

$$Z_\beta^M(x, p) \stackrel{N \rightarrow \infty}{\approx} x^N \left(\frac{2\pi m}{\beta^M} \right)^{N/2} \frac{e^{-\beta^M \left(\frac{p^2}{2(M+\kappa)} + \frac{kx^2}{2} \right)}}{\sqrt{\frac{1+\kappa}{M}}}, \quad (\text{H19})$$

where,

$$\kappa = \frac{mN}{3},$$

is the correction to the mass of the piston due to its dressing by fast particles [32]. Similarly, the mean energy is found as,

$$\begin{aligned} E_\beta^M(x, p) &= \int d\vec{\xi} d\vec{\eta} \frac{e^{-\beta^M \mathbf{H}^M(x, p)}}{Z_\beta^M(x, p)} \mathbf{H}^M(x, p), \\ &= \frac{p^2}{2M} \frac{\int d\vec{\xi} e^{-\frac{\beta^M p^2}{2M} \frac{1}{1 + \frac{m}{M} |\vec{\xi}|^2}} (1 + \frac{m}{M} |\vec{\xi}|^2)^{-3/2}}{\int d\vec{\xi} e^{-\frac{\beta^M p^2}{2M} \frac{1}{1 + \frac{m}{M} |\vec{\xi}|^2}} (1 + \frac{m}{M} |\vec{\xi}|^2)^{-1/2}} + \frac{1}{2} kx^2 + \frac{N}{2\beta^M}, \\ &\stackrel{N \rightarrow \infty}{\approx} \frac{p^2}{2(M+\kappa)} + \frac{1}{2} kx^2 + \frac{N}{2\beta^M}, \end{aligned} \quad (\text{H20})$$

where in the last line, the same $N \rightarrow \infty$ is taken for both integrals in the numerator and denominator while holding the product mN fixed.

Eq. (H6) provides the expression for the entropy of the moving equilibrium state,

$$S_\beta^M(x, p) = N \ln \left(x \sqrt{\frac{2\pi m}{\beta^M(x, p)}} \right) + \frac{N}{2} - \frac{1}{2} \ln \left(1 + \frac{\kappa}{M} \right). \quad (\text{H21})$$

Apart from the last constant term, the expression for the Gibbs entropy of the MBO Gibbs ensemble is identical to Eq. (H7) for the BO Gibbs ensemble.

We now need to connect this moving entropy, which is conserved within the MBOA, with initial conditions. There are two natural possibilities coming from different experimental realizations. Suppose the piston is initially at some fixed position and zero (for concreteness) momentum enforced by e.g. an external potential which does not allow the piston to move, effectively making its mass infinite. This large potential is an analogue of a large magnetic field \mathcal{B} in the spin example. It makes the BO approximation essentially exact. The first option is that this potential is released on a time scale which is short compared to the period of oscillations of the piston, but long enough for fast particles to re-equilibrate in the moving frame. In this case, we can find the initial temperature β_0^M from equating the entropies given by Eq. (H7) and Eq. (H21),

$$\beta_0^M = \frac{\beta_0}{\left(1 + \frac{\kappa}{M}\right)^{\frac{1}{N}}} \quad (\text{H22})$$

In the limit $\kappa \ll M$ this expression gives $\beta_0^M \approx \beta_0(1 - m/(3M))$ and in the opposite limit $\kappa \gg M$ we have $\beta_0^M \approx \beta_0(1 - \ln(\kappa/M)/N)$.

Another possibility, which is realized in our numerical experiment, is to suddenly remove the additional trapping potential. Then, in order to find the moving temperature, one should compute the energy of fast particles in the moving frame and equate it to the initial energy,

$$E_0^{\text{fast}} = \int d\vec{\xi} d\vec{\eta} \frac{e^{-\beta_0^M \mathbf{H}^M(x, 0)} |\vec{\eta}|^2}{Z_{\beta_0^M}^M(x, 0) 2m}, \quad (\text{H23})$$

$$\stackrel{N \rightarrow \infty}{\approx} \frac{N}{2\beta_0^M} \left(1 - \frac{1}{N} \frac{\kappa}{M + \kappa} \right), \quad (\text{H24})$$

where x is the initial position of the piston. Equating this expression to the one in the initial BO ensemble we find that,

$$\beta_0^M = \beta_0 \left(1 - \frac{1}{N} \frac{\kappa}{M + \kappa} \right). \quad (\text{H25})$$

While this expression is not identical to Eq. (H22), it has very similar small and large κ behavior. Depending on the initialization of the piston, one should use either Eq. (H22) or Eq. (H25) to relate initial moving temperature of the gas to the temperature of the gas

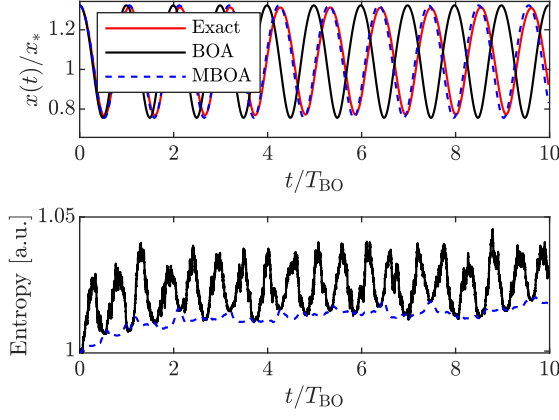


FIG. 10. Oscillations of the piston about a displacement from its equilibrium position x_* . Upper panel: Due to the mass renormalization $M \rightarrow M + \kappa$, the observed period of oscillations is longer than that predicted by the BOA, which is denoted as T_{BO} . Lower panel: Time evolution of the BO and MBO entropies given by Eq. (H31). While the BO entropy exhibits reversible oscillations, the MBO entropy is monotonically increasing. The synchronized long-lived state between the fast particles and the piston can therefore be understood from entropy conservation in a moving frame. The dynamics was carried out with $N = 2000$ fast particles and a mass renormalization of $\kappa/M \equiv Nm/(3M) = 2/15$.

when the piston is in static equilibrium. We work in the limit with $N \gg 1$ and a fixed ratio κ/M . According to Eq. (H25), the difference between the two inverse temperatures β and β^M is small and can be neglected.

The MBO slow Hamiltonian can be obtained by averaging $\mathbf{H}^M(x, p)$ over fast variables at a constant entropy $S_{\beta^M}^M$,

$$\mathcal{H}^{\text{MBO}}(x, p) = \frac{p^2}{2(M + \kappa)} + \frac{1}{2}kx^2 + \frac{N}{\beta_0} \left(\frac{x_0^2}{x^2} \right), \quad (\text{H26})$$

Note that the fast particles renormalize the mass of the piston, with each contributing a third of their own mass. The correction to the mass can be detected by studying the oscillations of the piston about the equilibrium position. Figure 10 shows a comparison with exact dynamics. Due to the mass renormalization, the piston oscillates at a slower frequency than that predicted by the BOA.

MBOA Fast Equilibrium State

We now study the moving equilibrium state for the fast particles. Consider a small mass ratio m/M , such that the \mathbf{A}_x^2 term in \mathbf{H}^M can be neglected. Then, the system reduces to a gas of non-interacting particles, each described by the single-particle Hamiltonian,

$$\mathbf{H}_i^M = \frac{\eta_i^2}{2m} - \frac{p\eta_i}{M} \frac{\xi_i}{x} + U_0(\Theta(-\xi_i) + \Theta(\xi_i - x)), \quad (\text{H27})$$

where we have omitted a constant, i.e. $\vec{\xi}$ - and $\vec{\eta}$ -independent, energy shift. The phase space distribution $\rho_i = e^{-\beta^M \mathbf{H}_i^M} / Z_i^M$ is shown in the bottom right panel of Fig. 5. While the piston is in motion, the distribution is skewed in such a way that faster moving particles are found closest to the piston. Indeed, the mean momentum of fast particles $\langle \eta_i \rangle$ as a function of their position ξ_i is set by the piston momentum as,

$$\langle \eta_i \rangle = p \frac{m}{M} \frac{\xi_i}{x}. \quad (\text{H28})$$

Here, the canonical momentum p is simply related to the physical momentum of the piston \mathbf{q} by a multiplicative constant,

$$\begin{aligned} \langle \mathbf{q} \rangle &= \left\langle p - \frac{\vec{\xi} \cdot \vec{\eta}}{x} \right\rangle = p - \frac{1}{Z_{\beta^M}^M} \int d\vec{\xi} d\vec{\eta} \frac{\vec{\xi} \cdot \vec{\eta}}{x} e^{-\beta^M \mathbf{H}^M} \\ &= p \left(1 - \int d\vec{\xi} \frac{\frac{m}{M} |\vec{\xi}|^2}{1 + \frac{m}{M} |\vec{\xi}|^2} \right) \stackrel{N \rightarrow \infty}{=} \frac{p}{1 + \frac{\kappa}{M}}. \end{aligned} \quad (\text{H29})$$

Interestingly, while the instantaneous physical momentum of the piston q is a noisy quantity due to microscopic noise from particle-piston collisions, the canonical momentum p evolves smoothly in time. In particular, note that the quantity $p = q + \vec{\xi} \cdot \vec{\eta}/x$ is exactly conserved in all particle-wall and particle-piston collisions. This is illustrated in Fig. 11, which shows a comparison between the two from exact numerics. The expression derived in Eq. (H29) provides a good fit to the time averaged q .

As dotted black lines, we show the expected fluctuations of \mathbf{q} within the MBO Gibbs ensemble. In particular, each line is one standard deviation $\sigma_{\mathbf{q}}$ away from the mean value, where,

$$\sigma_{\mathbf{q}}^2 = \langle \mathbf{q}^2 \rangle - \langle \mathbf{q} \rangle^2 = \langle \mathbf{A}_x^2 \rangle - \langle \mathbf{A}_x \rangle^2 \stackrel{N \rightarrow \infty}{=} \frac{\kappa M}{\kappa + M} \frac{1}{\beta^M}. \quad (\text{H30})$$

Note that these fluctuations are directly related to the variance of the AGP, which is the classical analogue of the quantum metric tensor. However, the noise is purely classical, arising from fluctuations within the MBO state of the fast DOFs. The Born-Huang or metric correction to the BO surfaces arises from the extra contribution to the kinetic energy of the piston due to these microscopic fluctuations.

As the piston oscillates, the gas settles into a synchronized state with little dissipation. The synchronized equilibrium can be understood from conservation of thermodynamic (Boltzmann) entropy, not in the lab frame, but *in the moving frame*. Indeed, consider the entropies,

$$S(x, q) = \ln \Omega(x, q), \quad S^M(x, p) = \ln \Omega^M(x, p), \quad (\text{H31})$$

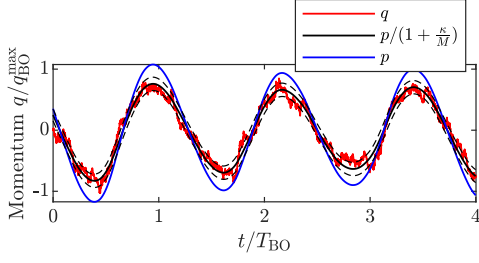


FIG. 11. Comparison between the physical piston momentum q (red) and the canonical momentum p (blue) for a given realization of initial conditions for fast particles. While the former undergoes stochastic jumps due to collisions with the fast particles, the latter remains a smooth function of time. The ratio $p/(1 + \kappa/M)$ provides a good fit to the time-averaged q . The two dotted black lines show $\langle \mathbf{q} \rangle \pm \sigma_{\mathbf{q}}$, where $\sigma_{\mathbf{q}}$ is the standard deviation of the physical momentum within the MBO state. Interestingly, these fluctuations are directly related to the variance of the AGP, and are thus a classical analogue of the quantum geometric tensor. The simulation was carried out with $N = 500$ particles and a mass correction of $\kappa/M = mN/3M = 5/12$.

where,

$$\Omega(x, q, E) = \int d\vec{\xi} d\vec{\eta} \delta(E - H(\vec{\xi}, \vec{\eta}, x, q)), \quad (\text{H32})$$

$$\stackrel{N \rightarrow \infty}{\equiv} \frac{(2\pi m x^2)^{\frac{N}{2}}}{(N/2)!} \left(E - \frac{q^2}{2M} - \frac{1}{2} k x^2 \right)^{\frac{N}{2}},$$

and,

$$\Omega^M(x, p, E) = \int \frac{d\vec{\xi} d\vec{\eta}}{\delta} (E - H^M(\vec{\xi}, \vec{\eta}; x, p)), \quad (\text{H33})$$

$$\stackrel{N \rightarrow \infty}{\equiv} \frac{(2\pi m x^2)^{\frac{N}{2}}}{(N/2)! \sqrt{1 + \frac{\kappa}{M}}} \left(E - \frac{p^2}{2(M + \kappa)} - \frac{1}{2} k x^2 \right)^{\frac{N}{2}}.$$

Here, E denotes the total energy of the system. The lower panel of Fig. 10 shows the exact time evolution of these two quantities for the setup shown in the upper panel. While the lab frame entropy S exhibits reversible oscillations, the moving entropy S^M is monotonically increasing. This example illustrates how the non-trivial equilibrium state between fast particles and piston can be understood from entropy conservation in a moving frame. The upwards drift of the MBO entropy is a slow relaxation towards equilibrium which lies beyond the MBOA scheme.

Appendix I: Single Particle Piston Example

The single particle $N = 1$ case is especially instructive to highlight connections between the classical and quantum formalism. The Hamiltonian of the system is given

by Eq. (24) with a single fast degree of freedom,

$$H(\xi, \eta, x, p) = \frac{q^2}{2M} + \frac{\eta^2}{2m} + \frac{1}{2} k x^2 + U_0(\Theta(-\xi) + \Theta(\xi - x)). \quad (\text{I1})$$

The fast particle's Hamiltonian is that of a particle in a box. If the system is treated quantum mechanically, the BOA assumes that the integer label of the fast particle eigenstate is conserved. The analogous conserved quantity in classical systems is the adiabatic invariant,

$$\mathcal{S}(x, p, E) = \int d\xi d\eta \Theta(E - \mathbf{H}(x, p)). \quad (\text{I2})$$

The connection between these two statements follows from Born-Sommerfeld quantization, which states that the quantum number n is proportional to \mathcal{S} . For many-particle systems, the logarithm of the adiabatic invariant is equivalent to the entropy up to sub-extensive corrections. We briefly discuss the solution of the problem within BOA and then within MBOA.

BOA

Within the BOA, the adiabatic invariant is given by,

$$\mathcal{S}(x, p, E) = \int d\xi d\eta \Theta(E - \mathbf{H}(x, p)), \quad (\text{I3})$$

$$= 2x \sqrt{2m E^{\text{fast}}}, \quad (\text{I4})$$

where we have defined $E^{\text{fast}} = E - \frac{p^2}{2M} - \frac{1}{2} k x^2$. Conservation of \mathcal{S} then implies the invariant $x^2 E^{\text{fast}}(x) = \text{const}$. In the quantum language, the instantaneous BO energy for the n -th eigenstate is,

$$E_n^{\text{fast}}(x) = \frac{\pi^2 n^2}{2m x^2}. \quad (\text{I5})$$

Thus, the condition $x^2 E^{\text{fast}}(x) = \text{const}$, as we highlighted, corresponds to conservation of the level number n or, for mixed states, to conservation of eigenstate occupation probabilities. Averaging \mathbf{H} over ξ and η , we recover the same effective Hamiltonian as in Eq. (H5).

MBOA

Within MBOA, the conserved adiabatic invariant is instead,

$$\mathcal{S}^M(x, p, E) = \int d\xi d\eta \Theta(E - \mathbf{H}^M(x, p)), \quad (\text{I6})$$

where \mathbf{H}^M is given by Eq. (H10) with $N = 1$. To evaluate \mathcal{S}^M , we must calculate the phase space area enclosed by the energy contours of \mathbf{H}^M . Since \mathbf{H}^M is a quadratic form

in the fast momenta, the exact phase space trajectories $\eta(\xi)$ can be found as,

$$\eta(\xi) = \frac{p \frac{m\xi}{Mx}}{1 + \frac{m\xi^2}{Mx^2}} \pm \sqrt{\frac{2m}{1 + \frac{m\xi^2}{Mx^2}} \left(E - \frac{p^2}{2M(1 + \frac{m\xi^2}{Mx^2})} - \frac{1}{2}kx^2 \right)}$$

$$\approx \frac{p \frac{m\xi}{Mx}}{1 + \frac{m\xi^2}{Mx^2}} \pm \sqrt{\frac{2mE}{1 + \frac{m\xi^2}{Mx^2}}}, \quad (17)$$

where we assume for simplicity that the total energy E is mostly dominated by the contribution from the fast particle, and not by the piston. Then, expanding Eq. (17) to leading order in the mass ratio,

$$\eta(\xi) \approx p \frac{m\xi}{Mx} \pm \sqrt{2mE} \left(1 - \frac{m\xi^2}{2Mx^2} \right) + \mathcal{O}\left(\frac{m^2}{M^2}\right). \quad (18)$$

Within this approximation, the adiabatic invariant is found as,

$$\mathcal{S}^M(x, p, E) \approx 2\sqrt{2mE} \int_0^x \left(1 - \frac{m}{2M} \frac{\xi^2}{x^2} \right) d\xi$$

$$= 2x\sqrt{2Em} \left(1 - \frac{m}{6M} \right). \quad (19)$$

Conservation of \mathcal{S}^M requires $Ex^2 = \text{const}$, exactly as in the multiparticle case.

The next step is to average the moving Hamiltonian along the constant \mathcal{S}^M contour. Neglecting order $\mathcal{O}(m^2/M^2)$ contributions, each term gives,

$$\left\langle \frac{p\xi\eta(\xi)}{Mx} \right\rangle \approx \frac{p^2}{M} \int_0^x d\xi \frac{m\xi^2}{Mx^2} = \frac{p^2}{M} \frac{m}{3M}, \quad (110)$$

$$\left\langle \frac{\xi^2\eta^2(\xi)}{2Mx^2} \right\rangle \approx \frac{m}{M} E \int_0^x d\xi \frac{\xi^2}{x^2} = E \frac{m}{3M}, \quad (111)$$

$$\left\langle \frac{\eta^2(\xi)}{2m} \right\rangle \approx \frac{p^2}{2M} \frac{m}{M} \int_0^x d\xi \frac{\xi^2}{x^2} + E \left(1 - \frac{m}{M} \int_0^x d\xi \frac{\xi^2}{x^2} \right),$$

$$= \frac{p^2}{2M} \frac{m}{3M} + E \left(1 - \frac{m}{3M} \right). \quad (112)$$

Finally,

$$\mathcal{H}^{\text{MBO}} = \frac{p^2}{2M} \left(1 - \frac{m}{6M} \right) + \frac{1}{2}kx^2 + E_0 \left(\frac{x_0}{x} \right)^2, \quad (113)$$

$$\approx \frac{p^2}{2(M + \frac{m}{3})} + \frac{1}{2}kx^2 + E_0 \left(\frac{x_0}{x} \right)^2, \quad (114)$$

which again agrees with the multi-particle expression.

-
- [1] P. W. Atkins and R. S. Friedman, *Molecular quantum mechanics* (Oxford University Press, USA, 2011).
- [2] W. Domcke and G. Stock, Theory of ultrafast nonadiabatic excited-state processes and their spectroscopic detection in real time, *Advances in Chemical Physics* **100**, 1 (1997).
- [3] C. Kittel, *Quantum Theory of Solids* (John Wiley & Sons, New York, 1963).
- [4] W. Domcke and D. R. Yarkony, Role of conical intersections in molecular spectroscopy and photoinduced chemical dynamics, *Annual review of physical chemistry* **63**, 325 (2012).
- [5] S. Shin and H. Metiu, Nonadiabatic effects on the charge transfer rate constant: A numerical study of a simple model system, *The Journal of Chemical Physics* **102**, 9285 (1995).
- [6] L. J. Butler, Chemical reaction dynamics beyond the born-oppenheimer approximation, *Annual Review of Physical Chemistry* **49**, 125 (1998).
- [7] G. Stock and M. Thoss, Classical description of nonadiabatic quantum dynamics, *Advances in chemical physics* **131**, 243 (2005).
- [8] J. C. Tully, Molecular dynamics with electronic transitions, *The Journal of Chemical Physics* **93**, 1061 (1990).
- [9] J. E. Subotnik, A. Jain, B. Landry, A. Petit, W. Ouyang, and N. Bellonzi, Understanding the surface hopping view of electronic transitions and decoherence, *Annual review of physical chemistry* **67**, 387 (2016).
- [10] M. Ben-Nun, J. Quenneville, and T. J. Martínez, Ab initio multiple spawning: Photochemistry from first principles quantum molecular dynamics, *The Journal of Physical Chemistry A* **104**, 5161 (2000).
- [11] G. Stock and M. Thoss, Semiclassical description of nonadiabatic quantum dynamics, *Physical review letters* **78**, 578 (1997).
- [12] W. H. Miller *et al.*, A classical analog for electronic degrees of freedom in nonadiabatic collision processes, *The Journal of Chemical Physics* **70**, 3214 (1979).
- [13] J. E. Runeson and J. O. Richardson, Spin-mapping approach for nonadiabatic molecular dynamics, *The Journal of chemical physics* **151** (2019).
- [14] R. Crespo-Otero and M. Barbatti, Recent advances and perspectives on nonadiabatic mixed quantum-classical dynamics, *Chemical reviews* **118**, 7026 (2018).
- [15] N. Shenvi, Phase-space surface hopping: Nonadiabatic dynamics in a superadiabatic basis,

- The Journal of Chemical Physics **130**, 124117 (2009), <https://pubs.aip.org/aip/jcp/article-pdf/doi/10.1063/1.3098321/16702914/124117.1.online.pdf>.
- [16] X. Bian, C. Khan, T. Duston, J. Rawlinson, R. G. Littlejohn, and J. E. Subotnik, A phase-space view of vibrational energies without the born-oppenheimer framework, arXiv preprint arXiv:2407.19313 (2024).
- [17] M. Fabrizio, Kondo effect and the physics of the anderson impurity model, in *A Course in Quantum Many-Body Theory: From Conventional Fermi Liquids to Strongly Correlated Systems* (Springer International Publishing, Cham, 2022) pp. 313–343.
- [18] M. Hillery, R. F. O’Connell, M. O. Scully, and E. P. Wigner, Distribution functions in physics: Fundamentals, Phys. Rep. **106**, 121 (1984).
- [19] A. Polkovnikov, Phase space representation of quantum dynamics, Annals of Physics **325**, 1790 (2010).
- [20] R. Kapral and G. Ciccotti, Mixed quantum-classical dynamics, The Journal of chemical physics **110**, 8919 (1999).
- [21] The evolution of the slow coordinate can also be treated quantum mechanically by performing the inverse Wigner-Weyl transform of $\mathcal{H}_n^{\text{BO}}(x, q)$. This is not the subject of this work.
- [22] M. Kolodrubetz, D. Sels, P. Mehta, and A. Polkovnikov, Geometry and non-adiabatic response in quantum and classical systems, Physics Reports **697**, 1 (2017).
- [23] As the name suggests, the AGP is only defined up to an arbitrary gauge choice in \hat{U}_{BO} . For this paper, we work in the Kato gauge [59], where the Berry connections are set to zero.
- [24] A. Shapere and F. Wilczek, *Geometric phases in physics*, Vol. 5 (World scientific, 1989).
- [25] J. Dalibard, F. Gerbier, G. Juzeliūnas, and P. Öhberg, Colloquium: Artificial gauge potentials for neutral atoms, Rev. Mod. Phys. **83**, 1523 (2011).
- [26] G. A. Worth and L. S. Cederbaum, Beyond born-oppenheimer: molecular dynamics through a conical intersection, Annu. Rev. Phys. Chem. **55**, 127 (2004).
- [27] D. Sels and A. Polkovnikov, Minimizing irreversible losses in quantum systems by local counterdiabatic driving, Proceedings of the National Academy of Sciences **114**, E3909 (2017).
- [28] P. W. Claeys, M. Pandey, D. Sels, and A. Polkovnikov, Floquet-engineering counterdiabatic protocols in quantum many-body systems, Physical review letters **123**, 090602 (2019).
- [29] K. Takahashi and A. del Campo, Shortcuts to adiabaticity in krylov space, Physical Review X **14**, 011032 (2024).
- [30] B. Bhattacharjee, A lanczos approach to the adiabatic gauge potential, arXiv preprint arXiv:2302.07228 (2023).
- [31] These fluctuations, in particular, ensure the position-momentum uncertainty relation, which can be violated within the BOA. For example, a measurement of the direction of the spin when $\theta'(x)$ is sufficiently large localizes the particle’s position in space. The AGP term ensures that this localization is accompanied by an increased uncertainty in the physical momentum \hat{q} such that $\Delta q \Delta x \geq \hbar/2$ irrespective of the measurement protocol.
- [32] L. D’Alessio and A. Polkovnikov, Emergent newtonian dynamics and the geometric origin of mass, Annals of Physics **345**, 141 (2014).
- [33] Note that the Berry connection is often defined with an extra $1/\hbar$ prefactor, while g_{xx} has an extra $1/\hbar^2$ prefactor. It is more convenient, however, to work with units where A_x has dimensions of the momentum and a well-defined classical limit.
- [34] R. Shankar, *Principles of quantum mechanics* (Springer Science & Business Media, 2012).
- [35] Y. Aharonov and A. Stern, Origin of the geometric forces accompanying berry’s geometric potentials, Physical review letters **69**, 3593 (1992).
- [36] J. Ma, X. Wang, C.-P. Sun, and F. Nori, Quantum spin squeezing, Physics Reports **509**, 89 (2011).
- [37] A. Rojo, Optimally squeezed spin states, Physical Review A **68**, 013807 (2003).
- [38] In the exact $\hbar\theta'/p > 2$ and $\phi = \pi/2$ limit, the $S_x = 0$ triplet and singlet become degenerate. However, non-adiabatic transitions between them are disallowed by total spin conservation.
- [39] C. Jarzynski, Geometric phases and anholonomy for a class of chaotic classical systems, Physical Review Letters **74**, 1732–1735 (1995).
- [40] Alternatively, one can work in the canonical ensemble, assuming that the fast DOFs follow a Gibbs state $\rho(x) \propto e^{-\beta(x)\mathbf{H}_{\text{int}}(x)}$, with inverse temperature $\beta(x)$ fixed such that entropy is conserved. See Appendix H for details.
- [41] T. Veness and K. Brandner, Reservoir-induced stabilization of a periodically driven many-body system, Physical Review E **108**, L042102 (2023).
- [42] L. Corte, P. M. Chaikin, J. P. Gollub, and D. J. Pine, Random organization in periodically driven systems, Nature Physics **4**, 420 (2008).
- [43] B. Derrida, Non-equilibrium steady states: fluctuations and large deviations of the density and of the current, Journal of Statistical Mechanics: Theory and Experiment **2007**, P07023–P07023 (2007).
- [44] The caligraphic font is added to reserve the notation $\hat{U}(x, p)$ for another operator introduced in Eq. (45).
- [45] S. Weigert and R. G. Littlejohn, Diagonalization of multi-component wave equations with a born-oppenheimer example, Physical Review A **47**, 3506 (1993).
- [46] R. G. Littlejohn and W. G. Flynn, Geometric phases and the bohr-sommerfeld quantization of multicomponent wave fields, Physical review letters **66**, 2839 (1991).
- [47] R. G. Littlejohn and W. G. Flynn, Geometric phases in the asymptotic theory of coupled wave equations, Physical Review A **44**, 5239 (1991).
- [48] E. Blount, Bloch electrons in a magnetic field, Physical Review **126**, 1636 (1962).
- [49] E. Blount, Extension of the foldy-wouthuysen transformation, Physical Review **128**, 2454 (1962).
- [50] Because $\hat{H}_{U_{\text{BO}}} = \hat{H}^{\text{M}}$ is the moving Hamiltonian, in the literature such transformations are called superadiabatic [55]. Therefore $\hat{\mathbf{B}}_x$ and $\hat{\mathbf{B}}_p$ can be termed as superadiabatic gauge potentials.
- [51] For brevity, we suppress the x and p -dependence of Weyl symbols.
- [52] R. M. Wilcox, Exponential operators and parameter differentiation in quantum physics, Journal of Mathematical Physics **8**, 962 (1967).
- [53] Throughout this subsection, we abbreviate $\hat{\mathbf{O}}^{(n)}(\lambda) \equiv (\hat{\mathbf{O}}'_{U_{\text{BO}}})^{(n)}(\lambda)$.
- [54] In this section, we opt for the notation $\hat{H}_{U_{\text{BO}}}$ instead of \hat{H}^{M} .

- [55] M. V. Berry, Quantum phase corrections from adiabatic iteration, Proceedings of the Royal Society of London. A. Mathematical and Physical Sciences **414**, 31 (1987), <https://royalsocietypublishing.org/doi/pdf/10.1098/rspa.1987.0131>.
- [56] V. Galitski and I. B. Spielman, Spin-orbit coupling in quantum gases, Nature **494**, 49–54 (2013).
- [57] T. Holstein and H. Primakoff, Field dependence of the intrinsic domain magnetization of a ferromagnet, Physical Review **58**, 1098 (1940).
- [58] Note that entropy conservation confines $E(x, p)$ to a constant entropy manifold. An additional constraint that this energy is conserved in time comes from the emergent equations of motion for slow variables.
- [59] T. Kato, On the adiabatic theorem of quantum mechanics, Journal of the Physical Society of Japan **5**, 435 (1950).