

# Directional propagation of quantum Hall viscous fluid by nano-structural engineering

Hiroshi Funaki,<sup>1</sup> Ai Yamakage,<sup>2</sup> Ryotaro Sano,<sup>3</sup> and Mamoru Matsuo<sup>1,4,5,6,\*</sup>

<sup>1</sup>*Kavli Institute for Theoretical Sciences, University of Chinese Academy of Sciences, Beijing, 100190, China.*

<sup>2</sup>*Department of Physics, Nagoya University, Nagoya 464-8602, Japan*

<sup>3</sup>*Department of Physics, Kyoto University, Kyoto 606-8502, Japan*

<sup>4</sup>*CAS Center for Excellence in Topological Quantum Computation,  
University of Chinese Academy of Sciences, Beijing 100190, China*

<sup>5</sup>*RIKEN Center for Emergent Matter Science (CEMS), Wako, Saitama 351-0198, Japan*

<sup>6</sup>*Advanced Science Research Center, Japan Atomic Energy Agency, Tokai, 319-1195, Japan*  
(Dated: February 28, 2025)

We present a microscopic theory of the viscous electron fluid in the quantum Hall state based on the nonequilibrium Green's function method and the von Neumann lattice representation. This approach permits the formulation of hydrodynamic equations in the strong field regime that accommodates arbitrary boundary conditions. We demonstrate nonreciprocal transport resulting from the interplay between magnetic field-induced viscosity and device geometry in a notched system. Our results will offer a powerful tool for studying the nonperturbative effects of magnetic fields on electron viscous fluids.

*Introduction.*— The viscous electron fluid, realized in high-purity solid-state systems, has consistently revealed a wide range of diverse nonequilibrium properties and has been the subject of vigorous research. For electronic transport to exhibit viscous fluid behavior, the Coulomb interactions between electrons must dominate over impurity scattering, which necessitates the use of high-purity many-body electronic systems. Initially proposed theoretically and later demonstrated experimentally in GaAs quantum wells with two-dimensional electron gases (2DEGs) [1–27], this phenomenon has also more recently been actively investigated in two-dimensional materials such as graphene [28–37] and 2D metal PdCoO<sub>2</sub> [38].

Recently, research has explored the non-trivial effects of magnetic fields on the electron viscous fluid in two-dimensional electron gases [18–27, 39–48]. Historically, 2DEGs in magnetic fields have been key subjects of study in the context of the quantum Hall effect, remaining a central focus in the investigation of electronic transport in strongly correlated systems. This interest extends to understanding how the electron viscous fluid behaves within the quantum Hall state, where it is expected to significantly broaden the scope of research into electron transport phenomena under strong magnetic fields.

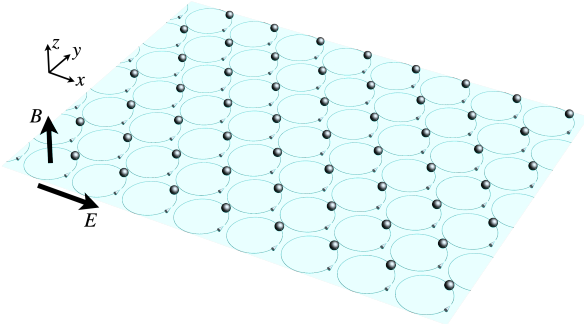


FIG. 1. Schematics of the von Neumann lattice.

In this Letter, we construct a microscopic theory of the viscous electron fluid in the quantum Hall state using the nonequilibrium Green's function method. Specifically, we employ the von Neumann lattice representation, which allows for a systematic description of quantum Hall dynamics as a subset of coherent states (see Fig. 1). Using the magnetic length as the characteristic scale, we introduce appropriate approximations to evaluate the microscopic momentum flux in the regime where electrons undergoing cyclotron motion in a strong magnetic field behave as a viscous fluid. This enables the derivation of fluid equations that do not depend on specific boundary conditions. While the Landau gauge and symmetric gauge provide clear descriptions for certain geometries in quantum Hall systems, this approach is well-suited for investigating fluid-like behavior under various boundary conditions and inhomogeneous transport across different device geometries. The derived fluid equations feature a viscous term originating from the magnetic field, and we demonstrate that this naturally extends the well-known Stokes equation into the strong field regime. Furthermore, we numerically show that the interplay between magnetic field-induced viscosity and device geometry exhibits the striking feature of non-reciprocal transport in systems with a notch. Our results will offer a powerful tool for investigating the non-perturbative effects of magnetic fields on viscous electron fluids and serve as a foundation for further expanding the research landscape of electron viscous fluids.

*Model and the von Neumann lattice.*— We start from the following model Hamiltonian to derive a hydrodynamic equation for two-dimensional electron systems in a strong magnetic field,

$$H = H_{\text{LL}} + H_{\text{ex}}. \quad (1a)$$

The kinetic energy is given by

$$H_{LL} = \int d^2\mathbf{r} \, c_{\mathbf{r}}^\dagger \frac{P_x^2 + P_y^2}{2m} c_{\mathbf{r}}, \quad (1b)$$

where dynamical momentum is  $\mathbf{P} = \mathbf{p} + e\mathbf{A}$ , a uniform constant magnetic field is  $\nabla \times \mathbf{A} = B\mathbf{e}_z$ , and  $-e$  and  $m$  are the charge and mass of the electron, respectively. The Hamiltonian  $H_{\text{ex}}$  drives the electron dynamics under the external electromagnetic field:

$$H_{\text{ex}} = \frac{1}{m} \int d^2\mathbf{r} \, e\mathbf{A}_{\text{ex}}(\mathbf{r}, t) \cdot c_{\mathbf{r}}^\dagger \mathbf{P} c_{\mathbf{r}}, \quad (1c)$$

where  $\mathbf{A}_{\text{ex}}(\mathbf{r}, t) \approx -t(\mathbf{E}_{\text{ex}}(\mathbf{0}) + x\partial_x\mathbf{E}_{\text{ex}}(\mathbf{0}) + y\partial_y\mathbf{E}_{\text{ex}}(\mathbf{0}))$ . Here,  $E_{\text{ex}}$  denotes the external electric field. It should be noted that we will treat the electron-electron scattering and electron-impurity scattering as semi-phenomenological electron lifetimes later, so that the microscopic Hamiltonian for the scattering processes is not explicitly given above.

The kinetic term  $H_{LL}$  is quantized into the Landau levels, reflecting the cyclotron motion of the electrons under a strong magnetic field. In particular, we utilize the von Neumann lattice representation [49], aiming to derive the electron viscous fluid equations for arbitrary geometries (see Fig. 1). In this representation,  $H_{LL}$  reads

$$H_{LL} = \sum_{N,\beta} c_{N,\beta}^\dagger \hbar\omega_c \left(N + \frac{1}{2}\right) c_{N,\beta}, \quad (2)$$

where  $\omega_c = \frac{e|B|}{m}$  is the cyclotron frequency,  $N$  is the label of the energy level, and  $\beta$  is the label of the degree of freedom within the energy level, representing a position on the von Neumann lattice. The annihilation operator of the electron is introduced as  $c_{\mathbf{r}} = \sum_{N,\beta} \phi_{N,\beta}(\mathbf{r}) c_{N,\beta}$ , where  $\phi_{N,\beta}$  is the wave function of this state given by  $\phi_{N,\beta}(\mathbf{r}) = \frac{1}{\sqrt{N!}} (a^\dagger)^N \phi_{0,\beta}(\mathbf{r})$ ,  $\phi_{0,\beta}(\mathbf{r}) = \frac{1}{\sqrt{2\pi\ell_B^2}} \exp[-|\frac{\mathbf{r}}{\ell_B} - \frac{\beta}{\sqrt{2}}|^2 + \frac{i}{\sqrt{2}\ell_B} (y\text{Re}[\beta] + x\text{Im}[\beta])] with the magnetic length  $\ell_B = \sqrt{\frac{\hbar}{e|B|}}$  and the ladder operator is defined by  $a = \frac{P_x - iP_y}{\sqrt{2\hbar e|B|}}$ , satisfying the commutation relation  $[a, a^\dagger] = 1$  [50].$

*Hydrodynamic equation.*— Hydrodynamic equation is derived from the expectation value of the operator relation of the momentum conservation law

$$\frac{\partial \hat{\mathbf{j}}}{\partial t} = -\frac{i}{\hbar} [\hat{\mathbf{j}}, H] = -\nabla \hat{\Pi} + \hat{\mathbf{F}}, \quad (3a)$$

with

$$\hat{\mathbf{j}} = c_{\mathbf{r}}^\dagger \mathbf{P} c_{\mathbf{r}}, \quad \hat{\Pi}_{ij} = c_{\mathbf{r}}^\dagger \frac{P_i P_j + P_j P_i}{2m} c_{\mathbf{r}}, \quad (3b)$$

$$\hat{\mathbf{F}} = e \frac{i\hbar}{2m} (\mathbf{B} \times c_{\mathbf{r}}^\dagger \overleftrightarrow{\nabla} c_{\mathbf{r}}), \quad (3c)$$

where  $\hat{\mathbf{j}}$ ,  $\hat{\Pi}_{ij}$ , and  $\hat{\mathbf{F}}$  represent the momentum density, the momentum flux, and the force operators, respectively. Here, we have defined  $(\nabla \hat{\Pi})_i = \nabla_j \hat{\Pi}_{ji}$  and  $c^\dagger \overleftrightarrow{\nabla} c = c^\dagger (\nabla c) - (\nabla c^\dagger) c$ .

To evaluate the expectation values, let us consider coarse-grained physical quantities on scales larger than the magnetic length  $\ell_B$  to derive the hydrodynamic equation. Specifically, we neglect the overlap between any two Gaussian-type wavefunctions under a strong magnetic field except when the same level at the same lattice point because the wavefunctions decay on a scale of  $\ell_B$  around each lattice point  $\beta$ :

$$\int_{\Omega} d^2\mathbf{r} \phi_{N',\beta'}(\mathbf{r}) \phi_{N,\beta}(\mathbf{r}) \approx \delta_{N'N} \delta_{\beta'\beta}. \quad (4)$$

where  $\Omega$  denotes the area of the coarse-graining region. Together with the approximation, we calculate the expectation value of the momentum flux as a linear response of  $H_{\text{ex}}$ , namely,  $H_{\text{ex}}$  is treated as the perturbed Hamiltonian.

The effects of electron-electron scattering and impurity scattering are taken into account by the electron lifetime  $\tau$  as semi-phenomenological parameter, assuming the situation under  $\omega_c \tau \gg 1$ . Furthermore, spatially coarse-grained expectations are calculated under the assumption that the spatial dependence of the electric field is taken into account up to the first order. Under these considerations, we obtain the coarse-grained expectation value of the momentum flux  $\langle \hat{\Pi}_{ij} \rangle_{\Omega} = \Pi_{ij}$  [51],

$$\Pi_{ij} = \Pi_{ij}^a + \Pi_{ij}^b, \quad (5a)$$

$$\Pi_{ij}^a = -\eta_{ijkl}^a \partial_k E_{\text{ex},l} + E_{LL} \delta_{ij}, \quad (5b)$$

$$\Pi_{ij}^b = -\eta_{ijkl}^b \partial_k E_{\text{ex},l}, \quad (5c)$$

where  $E_{LL} = \langle H_{LL} \rangle_{\Omega}$  is the expectation value of the kinetic energy,  $\eta_{ijkl}^a = \eta^a (-1)^{\delta_{kx}} \delta_{ij} \delta_{kl}$ ,  $\eta_{ijkl}^b = \eta_1^b [(-1)^{\delta_{ik}} \delta_{ij} \delta_{kl} + \delta_{ij} \delta_{kl}] + \eta_2^b [(-1)^{\delta_{ix}} \delta_{ij} \delta_{kl} + (-1)^{\delta_{ky}} \delta_{ij} \delta_{kl}]$ , with the Kronecker delta  $\delta_{ij}$  and  $\bar{\delta}_{ij} = 1 - \delta_{ij}$ , and the coefficients are derived as

$$\eta^a = -\frac{4\hbar}{m\omega_c} D_L \sum_N \int d\omega f_{\omega} E_N^2 (\text{Im} G_N^A)^2, \quad (6a)$$

$$\eta_1^b = -\frac{\hbar^2}{2m} \sum_N \int d\omega (-f'_{\omega}) C_N D_L \text{Im} G_N^A, \quad (6b)$$

$$\eta_2^b = \frac{\eta_1^b}{\omega_c \tau} - \frac{\hbar}{m\omega_c} \sum_N \int d\omega f_{\omega} \frac{E_N}{(\hbar\omega_c)^2} D_L \text{Im} G_N^A. \quad (6c)$$

Here,  $G_N^A(\omega) = [\hbar\omega - E_N - i\hbar/(2\tau)]^{-1}$  is the advanced Green function,  $E_N = \hbar\omega_c(N + \frac{1}{2})$  is the energy level,  $f_{\omega}$  is the Fermi distribution function for the energy  $\hbar\omega$ ,  $D_L = \frac{\Omega}{2\pi\ell_B^2}$  is the number of states per Landau level in the coarse-grained region, and  $C_N = \frac{\omega_c \tau}{1 + (2\omega_c \tau)^2} (\frac{2}{(\hbar\omega_c)^2} E_N^2 + \frac{3}{2})$ . Similarly, the expectation value

of the momentum density is also obtained as a linear response to the electric field, the momentum flux can be described in terms of the momentum density by replacing the electric field with the expectation value of momentum density.

Finally, we arrive at the hydrodynamic equation for determining the momentum density distribution  $\mathbf{j} = \langle \hat{\mathbf{j}} \rangle_\Omega$

$$\frac{\partial \mathbf{j}}{\partial t} = \eta \nabla^2 \mathbf{j} + \eta_\perp \nabla^2 \mathbf{j}_\perp + \zeta_\perp \hat{\nabla}^2 \mathbf{j}_\perp - \nabla P + \mathfrak{s}(B) \omega_c \mathbf{j}_\perp, \quad (7a)$$

where  $\mathbf{j}_\perp$  is the vector obtained by rotating  $\mathbf{j}$  by 90 degrees around the  $z$ -axis as  $\mathbf{j}_\perp = \mathbf{j} \times \mathbf{e}_z$ ,  $\hat{\nabla}^2 \mathbf{j}_\perp = \nabla(\nabla \cdot \mathbf{j}_\perp)$ , and  $\mathfrak{s}(B) = B/|B|$ . Here, we have used the incompressible condition  $\nabla \cdot \mathbf{j} = 0$  and the equation of state  $P = E_{LL}$ . The viscosity coefficients are given by

$$\eta = \eta_1^b \Sigma_\perp + \eta_2^b \Sigma_\parallel, \quad \eta_\perp = \eta_1^b \Sigma_\parallel - \eta_2^b \Sigma_\perp, \quad \zeta_\perp = \eta^a \Sigma_\parallel, \quad (7b)$$

with  $\Sigma_\parallel = \frac{\sigma_\parallel}{\sigma_\parallel^2 + \sigma_\perp^2}$ ,  $\Sigma_\perp = \frac{\sigma_\perp}{\sigma_\parallel^2 + \sigma_\perp^2}$ , and the conductivities are given by

$$\sigma_\parallel = \sum_N \int d\omega (-f'_\omega) E_N (2D_L \text{Im} G_N^A) \frac{\tau}{1 + (\omega_c \tau)^2}, \quad (7c)$$

$$\sigma_\perp = \frac{\sigma_\parallel}{\omega_c \tau} - \frac{1}{\omega_c} \sum_N \int d\omega f_\omega (2D_L \text{Im} G_N^A). \quad (7d)$$

*Flow and pressure profiles under strong magnetic field.*— Let us consider analytical solutions of the hydrodynamic equations in which the magnetic field breaks the mirror symmetry, and it is shown that it is possible to determine whether shear viscosity, Hall viscosity, or Lorentz force dominates from the qualitative behavior of the pressure profile.

To simplify the derived two-dimensional hydrodynamic equation, we use the complex number representation:  $z = x + iy$ ,  $\bar{z} = x - iy$ ,  $j_z = j_x + ij_y$ ,  $\bar{j}_z = j_x - ij_y$ , and the incompressible condition  $\text{Re}[\frac{\partial j_z}{\partial z}] = 0$ . Then the hydrodynamic equation (7a) is cast into the complex form,

$$\frac{\partial j_z}{\partial t} = 4(i\eta + \eta_H) \frac{\partial}{\partial \bar{z}} \text{Im} \left[ \frac{\partial j_z}{\partial z} \right] - 2 \frac{\partial}{\partial \bar{z}} P - i\mathfrak{s}(B) \omega_c j_z, \quad (8)$$

where  $\eta_H = \eta_\perp + \zeta_\perp$ . This equation can be interpreted as a two-dimensional Stokes equation that is modified by mirror symmetry breaking terms, such as the Hall viscosity  $\eta_H$  and the Lorentz force,  $-i\mathfrak{s}(B) \omega_c j_z$ .

We find a special solution for a steady state in a wedge-shaped domain in the presence of edge current:

$$j_z = -2\gamma_1 \theta + i\gamma_1 e^{2i\theta} - i\gamma_2, \quad (9)$$

$$P = 4\gamma_1 \frac{\eta_H x - \eta y}{r^2} + \mathfrak{s}(B) \omega_c [(\gamma_2 - \gamma_1)x - 2\gamma_1 y \theta], \quad (10)$$

where  $z = x + iy = re^{i\theta}$ ,  $\gamma_1 = \frac{\cos(\alpha/2)}{\alpha + \sin \alpha} \rho U$ ,  $\gamma_2 = \frac{\alpha \sin(\alpha/2) + \cos(\alpha/2)}{\alpha + \sin \alpha} \rho U$ . Here, we consider the boundary

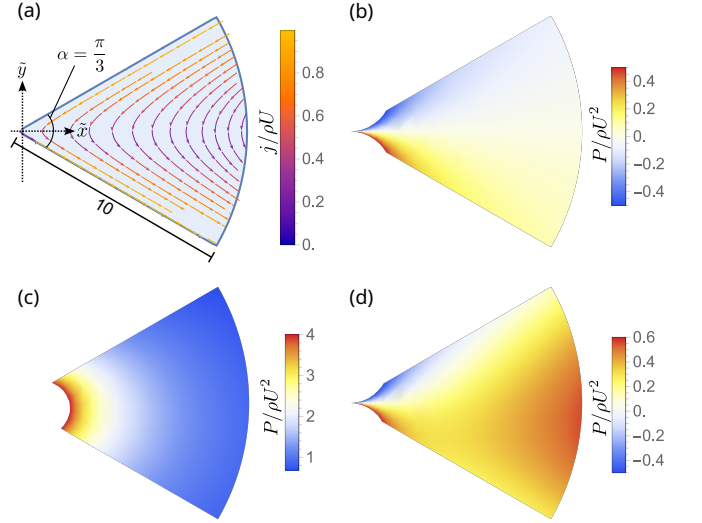


FIG. 2. Momentum density and pressure profiles in the wedge-shaped domain, where  $\tilde{x} = x/L$ ,  $\tilde{y} = y/L$ ,  $L$  is the sample size,  $\alpha = \frac{\pi}{3}$ , and the magnitude of the edge flow is  $\rho U$ . The non-dimensionalized shear viscosity, Hall viscosity, and Lorentz force coefficients are  $\tilde{\eta} = \frac{\eta}{\rho U L}$ ,  $\tilde{\eta}_H = \frac{\eta_H}{\rho U L}$ , and  $\tilde{\omega}_c = \frac{\omega_c}{U/L}$ , respectively. (a) The momentum density streamline is independent of the magnetic field effects  $\tilde{\eta}_H$  and  $\tilde{\omega}_c$ . On the other hand, pressure profile depends on them. (b) Pressure profile when shear viscosity is dominant, i.e., conventional Stokes flow, at  $\tilde{\eta} = 1$ ,  $\tilde{\eta}_H = \tilde{\omega}_c = 0$ . It is antisymmetric in the  $y$  direction. (c) Pressure profile when Hall viscosity is dominant at  $\tilde{\eta} = 1$ ,  $\tilde{\eta}_H = 5$ ,  $\tilde{\omega}_c = 0$ . It is symmetric in the  $y$  direction, with high pressure at small  $x$ . (d) Pressure profile when Lorentz force is dominant at  $\tilde{\eta} = 1$ ,  $\tilde{\eta}_H = 0$ ,  $\tilde{\omega}_c = 0.2$ . At large  $x$ , it is symmetric in the  $y$  direction and high pressure.

conditions where the upper and lower walls are arranged at an angle  $\pm \frac{\alpha}{2}$ , and the edge flow is  $j_z(\theta = \pm \frac{\alpha}{2}) = \mp \rho U e^{\pm i \frac{\alpha}{2}}$ , with the mass density  $\rho$ . It is worth noting that the solution in Eq. (9) remains unaffected by mirror symmetry breaking terms, whereas the solution in Eq. (10) explicitly depends on them. Therefore, the flow profile depicted in Fig. 2(a) remains unchanged regardless of the magnitudes of the Hall viscosity and the Lorentz force. On the other hand, the pressure reflects the mirror symmetry breaking effects as plotted in Figs. 2(b)–2(d). When the shear viscosity contribution is dominant [Fig. 2(b)], the pressure is antisymmetric in the  $y$  direction. In contrast, when the Hall viscosity contribution is dominant [Fig. 2(c)], the pressure is almost symmetric in the  $y$  direction, with higher pressure at small  $x$ . Furthermore, when the Lorentz force contribution is dominant [Fig. 2(d)], the pressure is almost symmetric in the  $y$  direction, with higher pressure at large  $x$ , but the influence is negligible at small  $x$ . In this way, the pressure distribution reflects information about mirror symmetry breaking effects, making it well-suited for observing the nontrivial impacts of a magnetic field on electron viscous

fluids. In fact, since the momentum density and pressure of the electron viscous fluid are proportional to the current density and voltage, respectively, we propose that performing separate measurements of current and voltage can reveal these pronounced differences caused by nonperturbative magnetic effects.

*Nonreciprocal flow in a notched geometry.*— To explore further properties associated with broken mirror symmetry, we numerically investigate the flow profile in a notched geometry owing to the ability to accommodate arbitrary geometric boundary conditions.

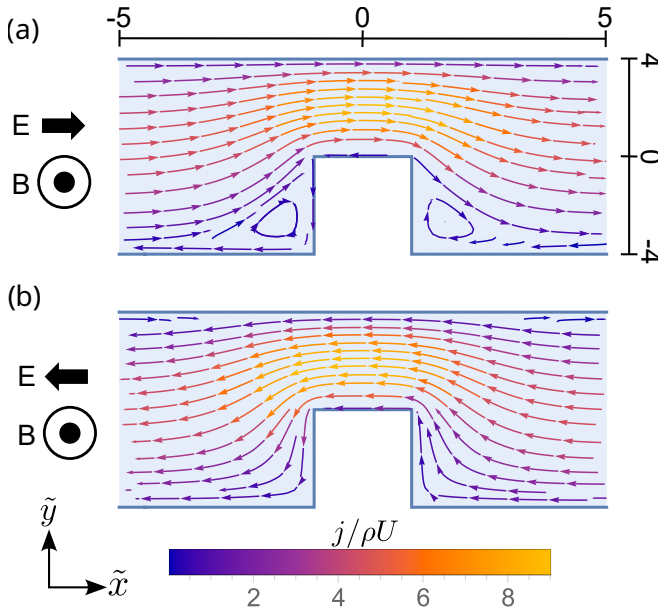


FIG. 3. Momentum density streamlines in a notched channel with edge flow. Parameters are set to  $\tilde{\eta} = \tilde{\eta}_H = \tilde{\omega}_c = 1$ . The edge flow is clockwise with a magnitude of  $\rho U$ . Boundary conditions are imposed as follows:  $P = 0$  at  $\tilde{x} = 20$  and, at  $\tilde{x} = -20$ , (a)  $j_x = +3\rho U$  or (b)  $j_x = -3\rho U$ . It exhibits a non-reciprocal behavior whether the vortices are generated or not in the vicinity of the notch, depending on the direction of the electric field.

Figure 3 shows numerical demonstrations in a notched geometry by changing the direction of the external electric field, while fixing the directions of the magnetic field and the edge flow. Depending on the direction of the electric field, the flow with and without vortices is observed in a large region near the notch. The vortices in panel (a) originate from the opposite orientation of the main flow and the edge flow in the vicinity of the notch. Consequently, the formation of vortices can be switched by external electric fields, thereby manifesting a nonreciprocal response. This behavior arises from the interplay between magnetic field-induced viscosity and device geometry, serving as a characteristic feature of viscous electron fluids in a strong magnetic field.

*Discussion.*— Nonreciprocal transport is characterized by directional propagation of quantum particles [52].

These responses occur in material systems without inversion and/or time-reversal symmetries. Previous studies on nonreciprocal responses have mainly focused on the geometric properties of the electron wave function such as the Berry curvature, which are introduced by intrinsic symmetry breaking in bulk materials [52]. By contrast, an inhomogeneous electron flow driven by the interplay between the viscous effects and the device geometries is a hallmark of electron hydrodynamics. Therefore, extrinsic symmetry breaking induced by device nanostructuring [53, 54] and magnetic fields [55] is an alternative strategy for nonreciprocal electron hydrodynamics. A fluid flowing through a notched device will show very different current profile for opposite flow directions (see Fig. 3), which in turn results in nonreciprocal magnetoresistance.

Furthermore, we highlight the broader implications of our results. In particular, our formulation of electronic viscous fluid dynamics in strong magnetic fields not only builds on but also extends ongoing research on magnetoresistance in electronic viscous fluids [2–4, 27, 39–42, 56–66]. This theory offers new insights into the nature of electronic viscous fluid behavior under strong magnetic fields. It also sheds light on the ongoing vigorous efforts to understand the crossover from viscous fluid to ballistic conduction regimes [67–71], and we anticipate that these findings will inform and inspire future research in this expanding field.

*Conclusion.*— In this work, we have developed a microscopic theory of the viscous electron fluid in the quantum Hall state using the nonequilibrium Green’s function method and the von Neumann lattice representation. Focusing on electrons undergoing cyclotron motion with the magnetic length as the characteristic scale for coarse-graining, we derived fluid equations that incorporate magnetic field-induced viscous terms, naturally extending the Stokes equation into the strong field regime. Our theoretical framework provides a versatile tool for investigating fluid-like behavior in quantum Hall systems under a variety of boundary conditions and device geometries.

Furthermore, our numerical simulations revealed the striking feature of non-reciprocal transport in systems with a notch, a phenomenon that further highlights the unique transport properties of the viscous electron fluid under strong magnetic fields. These findings open new avenues for studying non-perturbative effects of magnetic fields on electron transport in strongly correlated systems, broadening the understanding of viscous electron fluids.

*Acknowledgements.*— The authors are grateful to Yukio Nozaki, Takahiro Uto, Yuya Ominato, and Danyu Shu for their valuable comments. This work was supported by JSPS KAKENHI for Grants (No. 20K03835, 22KJ1937, 23H01839, 24H00322, and 24H00853) from MEXT, Japan, and by the National Natural Science



Foundation of China (NSFC) under Grant No. 12374126, and by the Priority Program of Chinese Academy of Sciences under Grant No. XDB28000000.

---

\* [mamoru@ucas.ac.cn](mailto:mamoru@ucas.ac.cn)

- [1] Aydın Cem Keser, Daisy Q. Wang, Oleh Klochan, Derek Y. H. Ho, Olga A. Tkachenko, Vitaly A. Tkachenko, Dimitrie Culcer, Shaffique Adam, Ian Farrer, David A. Ritchie, Oleg P. Sushkov, and Alexander R. Hamilton, “Geometric control of universal hydrodynamic flow in a two-dimensional electron fluid,” *Phys. Rev. X* **11**, 031030 (2021).
- [2] R. N. Gurzhi, “Minimum of resistance in impurity-free conductors,” *Sov. Phys. JETP* **27**, 521 (1963).
- [3] R. N. Gurzhi, “Hydrodynamic effects in solids at low temperature,” *Sov. Phys. Usp.* **11**, 255 (1968).
- [4] R. N. Gurzhi and S. I. Shevchenko, “Hydrodynamic mechanism of electric conductivity of metals in a magnetic field,” *Sov. Phys. JETP* **27**, 1019 (1968).
- [5] R. N. Gurzhi, A. N. Kalinenko, and A. I. Kopeliovich, “Electron-Electron Collisions and a New Hydrodynamic Effect in Two-Dimensional Electron Gas,” *Physical Review Letters* **74**, 3872 (1995).
- [6] H. Buhmann and L. W. Molenkamp, “1D diffusion: a novel transport regime in narrow 2DEG channels,” *Physica E: Low-dimensional Systems and Nanostructures* **12**, 715–718 (2002), publisher: North-Holland.
- [7] M. Yu. Melnikov, J. P. Kotthaus, V. Pellegrini, L. Sorba, G. Biasiol, and V. S. Khrapai, “Influence of e-e scattering on the temperature dependence of the resistance of a classical ballistic point contact in a two-dimensional electron system,” *Physical Review B* **86**, 075425 (2012).
- [8] L. W. Molenkamp and M. J. M. De Jong, “Electron-electron-scattering-induced size effects in a two-dimensional wire,” *Physical Review B* **49**, 5038–5041 (1994).
- [9] de Jong MJ and L. W. Molenkamp, “Hydrodynamic electron flow in high-mobility wires,” *Phys. Rev. B Condens. Matter* **51**, 13389–13402 (1995), publisher: American Physical Society (APS).
- [10] V. Chabasseur-Molyneux, A. S. Dzurak, A. Kozorezov, J. K. Wigmore, D. A. Ritchie, A. C. Churchill, and M. Pepper, “Observation of the effect of electron-electron scattering on the impurity-limited resistivity of a two-dimensional electron gas,” *Physical Review B* **51**, 13793–13796 (1995).
- [11] Masahiro Hara, Akira Endo, Shingo Katsumoto, and Yasuhiro Iye, “Transport in a two-dimensional electron-gas narrow channel with a magnetic-field gradient,” *Physical Review B* **69**, 153304 (2004).
- [12] Andrea Tomadin, Giovanni Vignale, and Marco Polini, “Corbino Disk Viscometer for 2D Quantum Electron Liquids,” *Physical Review Letters* **113**, 235901 (2014).
- [13] B. A. Braem, F. M. D. Pellegrino, A. Principi, M. Rösli, C. Gold, S. Hennel, J. V. Koski, M. Berl, W. Dietsche, W. Wegscheider, M. Polini, T. Ihn, and K. Ensslin, “Scanning gate microscopy in a viscous electron fluid,” *Physical Review B* **98**, 241304 (2018).
- [14] Lev V. Ginzburg, Carolin Gold, Marc P. Rösli, Christian Reichl, Matthias Berl, Werner Wegscheider, Thomas Ihn, and Klaus Ensslin, “Superballistic electron flow through a point contact in a Ga[Al]As heterostructure,” *Physical Review Research* **3**, 023033 (2021).
- [15] Sujatha Vijayakrishnan, F. Poitevin, Oulin Yu, Z. Berkson-Korenberg, M. Petrescu, M. P. Lilly, T. Szkopek, Kartiek Agarwal, K. W. West, and L. N. Pfeiffer, “Anomalous electronic transport in high-mobility Corbino rings,” *Nature Communications* **14**, 3906 (2023), publisher: Nature Publishing Group UK London.
- [16] P. S. Alekseev and A. P. Dmitriev, “Viscosity of two-dimensional electrons,” *Physical Review B* **102**, 241409 (2020).
- [17] Seongjin Ahn and Sankar Das Sarma, “Hydrodynamics, viscous electron fluid, and Wiedeman-Franz law in two-dimensional semiconductors,” *Phys. Rev. B* **106**, L081303 (2022), publisher: American Physical Society (APS).
- [18] G. M. Gusev, A. D. Levin, E. V. Levinson, and A. K. Bakarov, “Viscous electron flow in mesoscopic two-dimensional electron gas,” *AIP Advances* **8** (2018), publisher: AIP Publishing.
- [19] A. D. Levin, G. M. Gusev, E. V. Levinson, Z. D. Kvon, and A. K. Bakarov, “Vorticity-induced negative nonlocal resistance in a viscous two-dimensional electron system,” *Physical Review B* **97**, 245308 (2018).
- [20] G. M. Gusev, A. D. Levin, E. V. Levinson, and A. K. Bakarov, “Viscous transport and Hall viscosity in a two-dimensional electron system,” *Physical Review B* **98**, 161303 (2018).
- [21] G. M. Gusev, A. S. Jaroshevich, A. D. Levin, Z. D. Kvon, and A. K. Bakarov, “Stokes flow around an obstacle in viscous two-dimensional electron liquid,” *Scientific Reports* **10**, 7860 (2020), publisher: Nature Publishing Group.
- [22] O. E. Raichev, G. M. Gusev, A. D. Levin, and A. K. Bakarov, “Manifestations of classical size effect and electronic viscosity in the magnetoresistance of narrow two-dimensional conductors: Theory and experiment,” *Physical Review B* **101**, 235314 (2020).
- [23] Carolin Gold, Beat A. Bräm, Richard Steinacher, Tobias Krähenmann, Andrea Hofmann, Christian Reichl, Werner Wegscheider, Mansour Shayegan, Klaus Ensslin, and Thomas Ihn, “Local signatures of electron-electron scattering in an electronic cavity,” *Physical Review Research* **3**, 013287 (2021).
- [24] Aydın Cem Keser, Daisy Q. Wang, Oleh Klochan, Derek Y. H. Ho, Olga A. Tkachenko, Vitaly A. Tkachenko, Dimitrie Culcer, Shaffique Adam, Ian Farrer, David A. Ritchie, Oleg P. Sushkov, and Alexander R. Hamilton, “Geometric Control of Universal Hydrodynamic Flow in a Two-Dimensional Electron Fluid,” *Physical Review X* **11**, 031030 (2021).
- [25] Z. T. Wang, M. Hilke, N. Fong, D. G. Austing, S. A. Studenikin, K. W. West, and L. N. Pfeiffer, “Nonlinear transport phenomena and current-induced hydrodynamics in ultrahigh mobility two-dimensional electron gas,” *Physical Review B* **107**, 195406 (2023).
- [26] A. D. Levin, G. M. Gusev, A. S. Yaroshevich, Z. D. Kvon, and A. K. Bakarov, “Geometric engineering of viscous magnetotransport in a two-dimensional electron system,” *Physical Review B* **108**, 115310 (2023).
- [27] M. A. T. Patricio, G. M. Jacobsen, V. A. Oliveira, M. D. Teodoro, G. M. Gusev, A. K. Bakarov, and Yu. A. Pusep,

- “Magnetic field breakdown of electron hydrodynamics,” *Physical Review B* **110**, 045411 (2024).
- [28] D. A. Bandurin, I. Torre, R. Krishna Kumar, M. Ben Shalom, A. Tomadin, A. Principi, G. H. Auton, E. Khestanova, K. S. Novoselov, I. V. Grigorieva, L. A. Ponomarenko, A. K. Geim, and M. Polini, “Negative local resistance caused by viscous electron backflow in graphene,” *Science* **351**, 1055–1058 (2016).
- [29] Jesse Crossno, Jing K. Shi, Ke Wang, Xiaomeng Liu, Achim Harzheim, Andrew Lucas, Subir Sachdev, Philip Kim, Takashi Taniguchi, Kenji Watanabe, Thomas A. Ohki, and Kin Chung Fong, “Observation of the Dirac fluid and the breakdown of the Wiedemann-Franz law in graphene,” *Science* **351**, 1058–1061 (2016).
- [30] Leonid Levitov and Gregory Falkovich, “Electron viscosity, current vortices and negative nonlocal resistance in graphene,” *Nature Physics* **12**, 672–676 (2016).
- [31] R. Krishna Kumar, D. A. Bandurin, F. M. D. Pellegrino, Y. Cao, A. Principi, H. Guo, G. H. Auton, M. Ben Shalom, L. A. Ponomarenko, G. Falkovich, K. Watanabe, T. Taniguchi, I. V. Grigorieva, L. S. Levitov, M. Polini, and A. K. Geim, “Superballistic flow of viscous electron fluid through graphene constrictions,” *Nature Physics* **13**, 1182–1185 (2017).
- [32] Denis A. Bandurin, Andrey V. Shytov, Leonid S. Levitov, Roshan Krishna Kumar, Alexey I. Berdyugin, Moshe Ben Shalom, Irina V. Grigorieva, Andre K. Geim, and Gregory Falkovich, “Fluidity onset in graphene,” *Nature Communications* **9**, 4533 (2018).
- [33] Joseph A. Sulpizio, Lior Ella, Asaf Rozen, John Birkbeck, David J. Perello, Debarghya Dutta, Moshe Ben-Shalom, Takashi Taniguchi, Kenji Watanabe, Tobias Holder, Raquel Queiroz, Alessandro Principi, Ady Stern, Thomas Scaffidi, Andre K. Geim, and Shahal Ilani, “Visualizing Poiseuille flow of hydrodynamic electrons,” *Nature* **576**, 75–79 (2019).
- [34] Patrick Gallagher, Chan-Shan Yang, Tairu Lyu, Fanglin Tian, Rai Kou, Hai Zhang, Kenji Watanabe, Takashi Taniguchi, and Feng Wang, “Quantum-critical conductivity of the dirac fluid in graphene,” *Science* **364**, 158–162 (2019).
- [35] Lior Ella, Asaf Rozen, John Birkbeck, Moshe Ben-Shalom, David Perello, Johanna Zultak, Takashi Taniguchi, Kenji Watanabe, Andre K. Geim, Shahal Ilani, and Joseph A. Sulpizio, “Simultaneous voltage and current density imaging of flowing electrons in two dimensions,” *Nature Nanotechnology* **14**, 480–487 (2019).
- [36] A. I. Berdyugin, S. G. Xu, F. M. D. Pellegrino, R. Krishna Kumar, A. Principi, I. Torre, M. Ben Shalom, T. Taniguchi, K. Watanabe, I. V. Grigorieva, M. Polini, A. K. Geim, and D. A. Bandurin, “Measuring Hall viscosity of graphene electron fluid,” *Science* **364**, 162–165 (2019).
- [37] Mark J. H. Ku, Tony X. Zhou, Qing Li, Young J. Shin, Jing K. Shi, Claire Burch, Laurel E. Anderson, Andrew T. Pierce, Yonglong Xie, Assaf Hamo, Uri Vool, Huiliang Zhang, Francesco Casola, Takashi Taniguchi, Kenji Watanabe, Michael M. Fogler, Philip Kim, Amir Yacoby, and Ronald L. Walsworth, “Imaging viscous flow of the dirac fluid in graphene,” *Nature* **583**, 537–541 (2020).
- [38] Philip J. W. Moll, Pallavi Kushwaha, Nabhanila Nandi, Burkhard Schmidt, and Andrew P. Mackenzie, “Evidence for hydrodynamic electron flow in PdCoO<sub>2</sub>,” *Science* **351**, 1061–1064 (2016).
- [39] P. S. Alekseev, “Negative Magnetoresistance in Viscous Flow of Two-Dimensional Electrons,” *Physical Review Letters* **117**, 166601 (2016).
- [40] Xinghao Wang, Peizhe Jia, Rui-Rui Du, L N Pfeiffer, K W Baldwin, and K W West, “Hydrodynamic charge transport in an GaAs/AlGaAs ultrahigh-mobility two-dimensional electron gas,” *Phys. Rev. B* **106** (2022), publisher: American Physical Society (APS).
- [41] Lev V. Ginzburg, Yuze Wu, Marc P. Rössli, Pedro Rosso Gomez, Rebekka Garreis, Chuyao Tong, Veronika Stará, Carolin Gold, Khachatur Nazaryan, Serhii Kryhin, Hiske Overweg, Christian Reichl, Matthias Berl, Takashi Taniguchi, Kenji Watanabe, Werner Wegscheider, Thomas Ihn, and Klaus Ensslin, “Long distance electron-electron scattering detected with point contacts,” *Physical Review Research* **5**, 043088 (2023).
- [42] M. V. Chermisin, “How to accurately measure the mobility and viscosity of two-dimensional carriers?” (2024), arXiv:2406.07872.
- [43] Thomas Scaffidi, Nabhanila Nandi, Burkhard Schmidt, Andrew P. Mackenzie, and Joel E. Moore, “Hydrodynamic Electron Flow and Hall Viscosity,” *Physical Review Letters* **118**, 226601 (2017).
- [44] Francesco M. D. Pellegrino, Iacopo Torre, and Marco Polini, “Nonlocal transport and the Hall viscosity of two-dimensional hydrodynamic electron liquids,” *Physical Review B* **96**, 195401 (2017).
- [45] Igor S. Burmistrov, Moshe Goldstein, Mordecai Kot, Vladislav D. Kurilovich, and Pavel D. Kurilovich, “Dissipative and Hall Viscosity of a Disordered 2D Electron Gas,” *Physical Review Letters* **123**, 026804 (2019).
- [46] Tobias Holder, Raquel Queiroz, and Ady Stern, “Unified Description of the Classical Hall Viscosity,” *Physical Review Letters* **123**, 106801 (2019).
- [47] Ioannis Matthaiakakis, David Rodríguez Fernández, Christian Tutschku, Ewelina M. Hankiewicz, Johanna Erdmenger, and René Meyer, “Functional dependence of Hall viscosity induced transverse voltage in two-dimensional Fermi liquids,” *Physical Review B* **101**, 045423 (2020).
- [48] A. I. Berdyugin, S. G. Xu, F. M. D. Pellegrino, R. Krishna Kumar, A. Principi, I. Torre, M. Ben Shalom, T. Taniguchi, K. Watanabe, I. V. Grigorieva, M. Polini, A. K. Geim, and D. A. Bandurin, “Measuring Hall viscosity of graphene’s electron fluid,” *Science* **364**, 162–165 (2019).
- [49] Z. F. Ezawa, *Quantum Hall effects: Recent theoretical and experimental developments*, 3rd ed. (World Scientific Publishing Company, 2013).
- [50] See the supplemental material for more details on the von Neumann representation.
- [51] See the supplemental material for details on the coarse-graining procedures.
- [52] Yoshinori Tokura and Naoto Nagaosa, “Nonreciprocal responses from non-centrosymmetric quantum materials,” *Nature Communications* **9**, 3740 (2018).
- [53] Johannes Geurs, Youngwook Kim, Kenji Watanabe, Takashi Taniguchi, Pilkyung Moon, and Jurgen H. Smet, “Rectification by hydrodynamic flow in an encapsulated graphene tesla valve,” (2020).
- [54] Xin Huang, Roman Anufriev, Laurent Jalabert, Kenji Watanabe, Takashi Taniguchi, Yangyu Guo, Yuxiang Ni, Sebastian Volz, and Masahiro Nomura, “A graphite ther-

- mal tesla valve driven by hydrodynamic phonon transport,” *Nature* (2024), 10.1038/s41586-024-08052-1.
- [55] Ryotaro Sano, Riki Toshio, and Norio Kawakami, “Nonreciprocal electron hydrodynamics under magnetic fields: Applications to nonreciprocal surface magnetoplasmons,” *Phys. Rev. B* **104**, L241106 (2021).
  - [56] L Bockhorn, P Barthold, D Schuh, W Wegscheider, and R J Haug, “Magnetoresistance in a high-mobility two-dimensional electron gas,” *Phys. Rev. B* **83**, 113301 (2011).
  - [57] A T Hatke, M A Zudov, J L Reno, L N Pfeiffer, and K W West, “Giant negative magnetoresistance in high-mobility two-dimensional electron systems,” *Phys. Rev. B* **85**, 081304 (2012), publisher: American Physical Society.
  - [58] L Bockhorn, A Hodaie, D Schuh, W Wegscheider, and R J Haug, “Magnetoresistance in a high mobility two-dimensional electron system as a function of sample geometry,” *J. Phys. Conf. Ser.* **456**, 012003 (2013), publisher: IOP Publishing.
  - [59] R G Mani, A Kriisa, and W Wegscheider, “Size-dependent giant-magnetoresistance in millimeter scale GaAs/AlGaAs 2D electron devices,” *Sci. Rep.* **3**, 2747 (2013), publisher: Springer Science and Business Media LLC.
  - [60] Q Shi, P D Martin, Q A Ebner, M A Zudov, L N Pfeiffer, and K W West, “Colossal negative magnetoresistance in a two-dimensional electron gas,” *Phys. Rev. B Condens. Matter Mater. Phys.* **89** (2014), publisher: American Physical Society (APS).
  - [61] G. M. Gusev, A. S. Jaroshevich, A. D. Levin, Z. D. Kvon, and A. K. Bakarov, “Viscous magnetotransport and Gurzhi effect in bilayer electron system,” *Physical Review B* **103**, 075303 (2021).
  - [62] Arvind Shankar Kumar, Chieh-Wen Liu, Shuhao Liu, Xuan P. A. Gao, Alex Levchenko, Loren N. Pfeiffer, and Kenneth W. West, “Anomalous High-Temperature Magnetoresistance in a Dilute 2D Hole System,” *Physical Review Letters* **130**, 266302 (2023).
  - [63] A. D. Levin, G. M. Gusev, V. A. Chitta, A. S. Jaroshevich, and A. K. Bakarov, “Bulk and shear viscosities in a multicomponent two-dimensional electron system,” *Physical Review B* **110**, 195402 (2024).
  - [64] Alex Levchenko, Hong-Yi Xie, and A. V. Andreev, “Viscous magnetoresistance of correlated electron liquids,” *Physical Review B* **95**, 121301 (2017).
  - [65] Ipsita Mandal and Andrew Lucas, “Sign of viscous magnetoresistance in electron fluids,” *Physical Review B* **101**, 045122 (2020).
  - [66] Yihang Zeng, Haoyu Guo, Olivia M. Ghosh, Kenji Watanabe, Takashi Taniguchi, Leonid S. Levitov, and Cory R. Dean, “Quantitative measurement of viscosity in two-dimensional electron fluids,” (2024), arXiv:2407.05026.
  - [67] Mani Chandra, Gitansh Kataria, Deshdeep Sahdev, and Ravishankar Sundararaman, “Hydrodynamic and ballistic AC transport in two-dimensional Fermi liquids,” *Physical Review B* **99**, 165409 (2019).
  - [68] Tobias Holder, Raquel Queiroz, Thomas Scaffidi, Navot Silberstein, Asaf Rozen, Joseph A. Sulpizio, Lior Ella, Shahal Ilani, and Ady Stern, “Ballistic and hydrodynamic magnetotransport in narrow channels,” *Physical Review B* **100**, 245305 (2019).
  - [69] Adbhut Gupta, Jean J. Heremans, Gitansh Kataria, Mani Chandra, Saeed Fallahi, Geoffrey C. Gardner, and Michael J. Manfra, “Precision measurement of electron-electron scattering in GaAs/AlGaAs using transverse magnetic focusing,” *Nature Communications* **12**, 5048 (2021), publisher: Nature Publishing Group UK London.
  - [70] Adbhut Gupta, J. J. Heremans, Gitansh Kataria, Mani Chandra, S. Fallahi, G. C. Gardner, and M. J. Manfra, “Hydrodynamic and Ballistic Transport over Large Length Scales in GaAs / AlGaAs,” *Physical Review Letters* **126**, 076803 (2021).
  - [71] Dmitry A. Egorov, Dmitriy A. Pokhabov, Evgeny Yu Zhdanov, Andrey A. Shevyrin, Askhat K. Bakarov, and Arthur G. Poghosov, “Enhanced e-e interaction in suspended 2DEG evidenced by transverse magnetic focusing,” *Applied Physics Letters* **125** (2024), publisher: AIP Publishing.