

HiFi-KPI: A Dataset for Hierarchical KPI Extraction from Earnings Filings

Rasmus Aavang^{1,2}, Giovanni Rizzi², Rasmus Bøggild², Alexandre Iolov²,
Mike Zhang¹, Johannes Bjerva¹

¹Department of Computer Science, Aalborg University, Denmark

²ALIPES ApS, Denmark

Correspondence: rtaj@cs.aau.dk

Abstract

The U.S. Securities and Exchange Commission (SEC) requires that public companies file financial reports tagging numbers with the machine readable inline eXtensible Business Reporting Language (iXBRL) standard. However, the highly complex and highly granular taxonomy defined by iXBRL limits label transferability across domains. In this paper, we introduce the **Hierarchical Financial Key Performance Indicator (HiFi-KPI)** dataset, designed to facilitate numerical KPI extraction at specified levels of granularity from unstructured financial text. Our approach organizes a 218,126-label hierarchy using a taxonomy-based grouping method, investigating which taxonomy layer provides the most meaningful structure. **HiFi-KPI** comprises $\sim 1.8\text{M}$ paragraphs and $\sim 5\text{M}$ entities, each linked to a label in the iXBRL-specific calculation and presentation taxonomies. We provide baselines using encoder-based approaches and structured extraction using Large Language Models (LLMs). To simplify LLM inference and evaluation, we additionally release **HiFi-KPI Lite**, a manually curated subset with four expert-mapped labels. We publicly release all artifacts.¹

1 Introduction

Key accounting metrics explain over 70% of a public company’s share price (Sadka, 2007). Hence, the ability to accurately assess a company’s financial health, can lead to investors earning staggering returns over short time periods (Ke and Ramalingegowda, 2005). While several Natural Language Processing (NLP) datasets have been created for the financial domain (Chen et al., 2022b; Jørgensen et al., 2023) and from SEC filings (Loukas et al., 2021, 2022; Sharma et al., 2023; Lai et al., 2024), the potential of parsing the information-rich iXBRL for financial downstream tasks and applications,

¹Code and data are available at <https://github.com/aaunlp/HiFi-KPI>

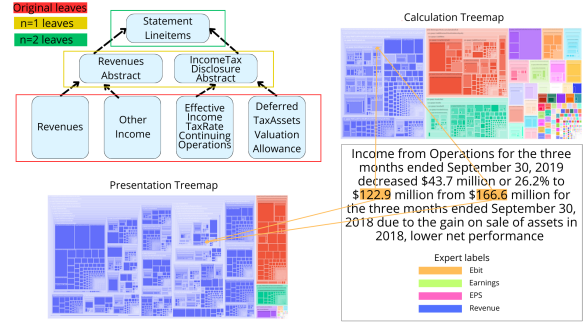


Figure 1: **Granularity Selection.** Example snippet where arrows mark corresponding positions in a tree-map of the two taxonomies. Top left figure illustrate our recursive approach to ascending the hierarchy where leaves inherit their parents labels.

however, remains unexplored. Our parsing of the iXBRL format enables context by preserving the relationship between tags and their associated time periods, numerical values and currencies. This enables more precise context for financial data extraction. Mandated by the SEC, XBRL and later iXBRL enable financial reporting, iXBRL adopts the HTML format. Additionally, our approach enables prediction by different levels of granularity by introducing a recursive approach to ascending the presentation and calculation taxonomies (Figure 1).

Contributions. We contribute the following: ① HiFi-KPI: A large iXBRL-based dataset of $\sim 1.8\text{M}$ paragraphs and $\sim 5\text{M}$ entities, plus a smaller HiFi-KPI Lite with four expert-defined label clusters; ② A taxonomy-based granularity selection method that streamlines the calculation and presentation taxonomies; ③ Baselines for text classification, sequence labeling, and LLM-based structured extraction over HiFi-KPI; ④ Merged and company-specific versions of the taxonomies, alongside insights for future research on conceptual representations in finance.

2 Related Work

Financial NLP Datasets. Recent financial NLP datasets cover sentiment analysis (Gupta et al., 2020), named entity recognition (Alvarado et al., 2015; Shah et al., 2022), and numerical reasoning (Chen et al., 2022a). While early approaches used rule-based methods (Cong et al., 2007; Sheikh and Conlon, 2012; Hutto and Gilbert, 2014), modern efforts leverage large corpora e.g. from SEC filings (Loukas et al., 2021). Unlike FiNER-139 (Loukas et al., 2022), where 80.42% of entries do not contain any tags at all, our dataset maximizes informative content with 2.77 tags/sentence.

Language Models in Finance. Transformer-based models (Vaswani, 2017) led to specialized models like FinBERT (Yang et al., 2020). Recent LLMs including BloombergGPT (Wu et al., 2023) as well as more general models like NuExtract (Cripwell et al., 2024), Qwen2.5 (Qwen et al., 2025), and Deepseek (DeepSeek-AI et al., 2024) excel at structured extraction. Our HiFi-KPI directly ties labels to the XBRL taxonomy, enabling downstream tasks beyond text labeling.

2.1 SEC Filings (10-Q & 10-K)

U.S. public companies must file quarterly (10-Q) and annual (10-K) reports (U.S. SEC, 2000, 2024a), which contain standardized financial statements.

XBRL Taxonomy. iXBRL standardizes financial reporting (Caltuna, 2020), using the .cal (calculation) and .pre (presentation) files for arithmetic and organizational structures (XBRL International, 2025b,a; XBRL US, 2015). XBRL requires annotators to choose the most specific tag, creating high granularity, limiting standardization across companies (Landry, 2022). The presentation relationships in the XBRL US GAAP Taxonomy structure elements hierarchically to aid user navigation (XBRL US, 2015). In the XBRL framework, taggers are expected to tag numerical values to the most specific applicable label within the taxonomy (XBRL US, 2015). XBRL tags are long e.g., us-gaap:CumulativeEffectOfNewAccountingPrincipleInPeriodOfAdoption, which, while detailed, poses challenges for analysis. Thus, our dataset exhibits a high degree of specificity, this granularity complicates cross-company generalization, as the open nature of XBRL permits diverse taxonomy implementations (Landry, 2022). As unstructured data in

	Train (Lite)		Dev. (Lite)		Test (Lite)	
Avg. words	88.57	(80.72)	88.71	(83.13)	87.53	(77.35)
Avg. tags	2.82	(3.11)	2.90	(3.39)	2.75	(2.85)
Word/tags	42.87	(34.12)	42.30	(32.51)	43.26	(34.10)
Cutoff Date	2023.10.31		2024.05.31		2024.06.01	
# Paragraphs	1.43M	(6,359)	162K	(768)	179K	(856)
# Entities	4.04M	(19,749)	468K	(2,601)	491K	(2,437)

Table 1: **Dataset Statistics.** We show the full dataset and the lite version statistics in brackets.

finance grows (Lewis and Young, 2019), there is a strong interest in developing NLP benchmarks and methods for tasks like financial sentiment analysis, risk assessment, and finance-related question answering. By coupling iXBRL-derived tags with text data, HiFi-KPI provides a rich resource for these applications.

3 HiFi-KPI: Taxonomy-based Granularity Selection

HiFi-KPI supports multiple downstream tasks such as text classification, sequence labeling, structured information extraction, multi-label classification, and financial question answering.

Dataset Creation. Table 1 summarizes key statistics for both the full dataset and a smaller “Lite” subset for LLM inference. We collected all 10-K and 10-Q filings published between 2017-01-01 and 2024-06-01, yielding 41,211 quarterly (10-Q) and 14,188 annual (10-K) reports. While iXBRL became mandatory on June 15, 2020 (SEC, 2018), our start date also captures early voluntary adopters. We parsed each iXBRL document using beautifulsoup (Richardson, 2007) and regular expressions to extract text snippets along with every embedded XBRL tag, its date range, and numeric value. Any misparsed snippets were discarded, and we further filtered text for minimal formatting quality (e.g., removing leading punctuation or non-capitalized starts). From these steps, we obtained ~ 1.8 M paragraphs (~ 1.07 M from 10-Qs; ~ 0.70 M from 10-Ks) and ~ 5 M tagged entities. An example dataset entry appears in Listing 1 (Appendix E), illustrating the iXBRL-derived fields (Label, Currency, Value, and date range).

Hierarchy. Each filing has an associated XBRL attachment describing parent-child relationships in two key files: .cal (calculation) and .pre (presentation). We used a combination of *edgartools* (Gunning, 2024) and a custom scraper to download these attachments, followed by Arelle (Arele Development Team, 2025) to parse them into JSON.

We then aggregated the per-document hierarchies to build two “master” taxonomies (P_{master}):

$$P_{\text{master}}(t) = \arg \max_{p \in \mathcal{P}(t)} \text{count}(p, t),$$

where t is a tag, $\mathcal{P}(t)$ its possible parents, and $\text{count}(p, t)$ the frequency of each parent–child relation. We release both presentation and calculation taxonomies, as well as each document’s taxonomy, to facilitate work on conceptual representation.

Recursively Ascending the Hierarchy. XBRL tags (e.g., `us-gaap:LineOfCreditFacility-CurrentBorrowingCapacity`) are highly specific, complicating cross-company comparisons. Starting with over 200K ultra-fine-grained labels we iteratively ascend the taxonomy from leaf to parent to reduce specificity but heighten representation. At each step, a leaf node inherits its parent label, merging many uncommon tags into broader buckets (e.g., `us-gaap:LineOfCreditFacility-CurrentBorrowingCapacity` becomes `us-gaap:DebtInstrumentLineItems`). This bottom-up approach preserves conceptual similarity while enabling more robust classification and clustering. In Algorithm 1 (Appendix A), we show a pseudo-algorithm of the method we employ.

HiFi-KPI Lite. To evaluate how well our methods generalize to the broader financial domain and facilitate further research on a more focused subset, we introduce HiFi-KPI Lite. This dataset was developed in collaboration with an industry expert, who assisted in mapping selected XBRL terms to their corresponding general finance concepts. By bridging the gap between highly specific XBRL terminology and more commonly used financial language, HiFi-KPI Lite provides a valuable resource for assessing the applicability of our approach at clustering and classification beyond the specific XBRL tags. We then process the larger dataset, retaining only snippets where more than 50% of the entities align with the expert-curated mapping, ensuring relevance and consistency.

4 Experiments

We demonstrate the usefulness of our granularity selection method and establish three baselines using different methods, namely text classification, sequence labeling, and structured data extraction with LLMs. We report the aggregated macro F1 over the cumulative support. Cumulative support

defined as the total count of included ground truth tags. This is to showcase how good the model is at encapsulating a given amount of the dataset, at a given granularity.

Text Classification. We define a simple classification task: Predict the first entity’s label from the paragraph. To enable rapid experimentation with different levels of granularity we use the all-MiniLM-L6-v2 model from sentence-transformers (Reimers and Gurevych, 2019) to embed each paragraph and then fine-tune a single classification head for classification with Adam (Kingma and Ba, 2017) (lr = $1e-5$) for 20 epochs on HiFi-KPI.

Sequence Labeling. Next, we consider a token-level prediction task: identify and classify each entity within a paragraph. We use bert-base-uncased (Devlin et al., 2019) with a standard token classification head, using the Adam optimizer (Kingma and Ba, 2017), learning rate of lr = $1e-5$, and max. 50 epochs on the 1,000 most frequent tags of HiFi-KPI with early stopping. Tags outside this set are mapped to a *OOS* (out-of-scope) label.

LLM Based Structured Data Extraction. Finally, we use HiFi-KPI Lite to evaluate structured extraction, including tags, dates, currency, and numeric values. We compare three LLMs: NuExtract, Qwen-2.5-14B, and Deepseek-v3. We provide identical system prompts (see Figure 4; Appendix H) and a small number of examples (i.e., 1-shot). NuExtract requires a specific JSON template format, so we tailored prompts accordingly.

5 Results

Text Classification. Figure 2 shows that more coarse-grained labels of the .pre taxonomy generally boosts macro-F1, as the bottom-up approach reduces label sparsity. For .cal, performance saturates quickly, possibly because its hierarchy is less deep. Beyond $n = 3-4$, improvements decrease. The model struggles on infrequent tags, showing opportunities to develop stronger methods.

Sequence Labeling. Sequence labeling shows significantly higher performance than text classification. We observe the effectiveness of the .pre taxonomy, as the most common special *OOS* (out-of-scope) label has significantly lower support than others, ensuring accurate broader-category classification.

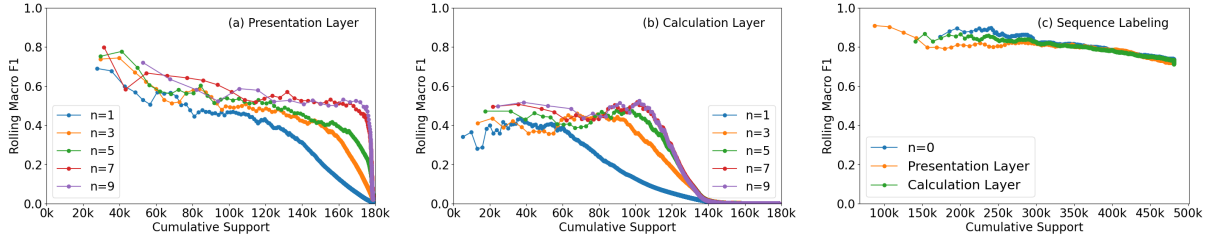


Figure 2: **Results HiFi-KPI.** We compare the aggregate average for macro F_1 for the presentation layer (left), the calculation layer (middle), and the sequence labeling experiment (right).

	all-MiniLM-L6-v2 (TC)			BERT (SL)			NuExtract-1.5B			Qwen2.5-14B			DeepSeek-V3		
	P	R	μF_1	P	R	μF_1	P	R	μF_1	P	R	μF_1	P	R	μF_1
Start Date							0.0	0.0	0.0	55.6	52.6	54.1	68.6	66.6	67.6
End Date							0.0	0.0	0.0	66.3	62.7	64.5	77.5	75.3	76.4
Currency							0.0	0.0	0.0	88.7	84.0	86.3	90.4	87.8	89.1
Value							7.1	9.2	8.0	56.5	53.4	54.9	66.5	64.5	65.5
Label*	44.2	25.1	56.1*	89.21	91.8	89.1*	0.4	0.6	0.5*	63.7	60.2	49.5*	67.8	65.9	46.4*
Entity EM							0%			29%			38%		

Table 2: **Results HiFi-KPI Lite.** We show performance of Text Classification (TC), Sequence Labeling (SL), NuExtract-1.5B, Qwen2.5-14B, and DeepSeek-V3 on each entity label in terms of Precision (P), Recall (R), and micro (μ) F_1 . For the Label entity (*), we report the macro F_1 . Additionally, we show accuracy when all entity labels are correct (exact match; EM).

cation. The most common ungrouped tags achieves the highest macro F_1 , followed by .cal, and then .pre, before all representations converge to the same macro F_1 for long-tail labels.

LLM-based Extraction. Table 2 shows large performance variations. Qwen and Deepseek often extract dates, currency and numeric values correctly but struggle more with labels. NuExtract generally struggles across the board. Overall, performance demonstrates the difficulty of extracting full, well-structured records from financial text. Details about metric calculations in Appendix F.

6 Discussion

HiFi-KPI Dataset. The results suggest that the presentation layer provides greater flexibility in its ability to present finer and more coarse-grained labels, while also being an easier target to predict. The results also suggest that higher support correlates with higher performance. Lastly performance of the text classification task is significantly lower than for sequence labeling, indicating that fine-tuning the BERT model for sequence labeling improves extractions, over training only the classification head for text classification.

HiFi-KPI Lite. Results on HiFi-KPI Lite clearly shows that bigger models are better at the structured JSON generation task, highlighting the

need for reasoning and understanding of the domain. NuExtract, though designed for JSON extraction, often failed in our setup, likely due to its templated approach that seems to prioritize exact text extraction over following our label set. However, the NuExtract model always uses the date format it has been fine-tuned on and not specified by the system prompt or dataset. Finally, our fine-tuned smaller embedding models, especially sequence labeling, clearly outperform the Few-shot LLM-based models in label extraction, emphasizing the value of domain specific data and tuning.

7 Conclusion

Our HiFi-KPI dataset takes a significant step towards structuring the iXBRL label set, making possible different degrees of granularity in predictions. Our HiFi-KPI dataset demonstrates the potential of parsing iXBRL to provide contextual details for labels, including temporal, currency, and numeric value relations. Experiments on the expert-labeled HiFi-KPI Lite subset suggest that few-shot prompted generative LLMs can extract this context and generate structured JSON, though fine-tuned encoder-based models achieve better performance. Our results highlight a promising approach to structuring the taxonomy, with HiFi-KPI Lite highlighting the potential for even better aggregation algorithms.

Limitations

A limitation of our experiments is that the annotation quality may vary throughout our dataset, evidenced by the fact that the SEC regularly publishes Data Quality Reminders. For instance, the SEC has noted that some filers use different labels for the same element on income statements across periods (U.S. SEC, 2023) or don't report the most fundamental key figure earnings per share correctly (U.S. SEC, 2024b). Lastly there is a bias in the dataset created as the text snippets in the dataset consists only of the spans in these documents, and we only include snippets that match our simple parser methodology.

Ethical Considerations

Our work adheres to the ACL Code of Ethics. We do not anticipate any ethical concerns arising from the development and release of our dataset.

Acknowledgments

Rasmus Aavang is supported by the Industrial Ph.D. programme from Innovation Fund Denmark (grant code 4297-00016B). We want to also thank Alipes ApS for their support in facilitating and funding this research and the useful discussions with their NLP team. MZ and JB are supported by the research grant (VIL57392) from VILLUM FONDEN. We further thank the AAU-NLP group for useful discussions and feedback on an earlier version of this work.

References

- Julio Cesar Salinas Alvarado, Karin Verspoor, and Timothy Baldwin. 2015. Domain adaption of named entity recognition to support credit risk assessment. In *Proceedings of the Australasian Language Technology Association Workshop 2015*, pages 84–90.
- Arelle Development Team. 2025. Arelle: Open source xbrl platform. <https://github.com/Arelle/Arelle>. Accessed: 2025-01-20.
- Chelsea Caltuna. 2020. *Understanding sec xbrl filings: A primer on sec data*.
- Zhiyu Chen, Wenhui Chen, Charese Smiley, Sameena Shah, Iana Borova, Dylan Langdon, Reema Moussa, Matt Beane, Ting-Hao Huang, Bryan Routledge, and William Yang Wang. 2022a. *Finqa: A dataset of numerical reasoning over financial data*. *Preprint*, arXiv:2109.00122.
- Zhiyu Chen, Shiyang Li, Charese Smiley, Zhiqiang Ma, Sameena Shah, and William Yang Wang. 2022b. *Convfinqa: Exploring the chain of numerical reasoning in conversational finance question answering*. *arXiv preprint arXiv:2210.03849*.
- Yu Cong, Alexander Kogan, and Miklos A. Vasarhelyi. 2007. *Extraction of structure and content from the edgar database: A template-based approach*. *Journal of Emerging Technologies in Accounting*, 4(1):69–86.
- Liam Cripwell, Alexandre Constantin, and Etienne Bernard. 2024. *Nuextract 1.5 - multilingual, infinite context, still small, and better than gpt-4o!*
- DeepSeek-AI, Aixin Liu, Bei Feng, Bing Xue, Bingxuan Wang, Bochao Wu, Chengda Lu, Chenggang Zhao, Chengqi Deng, Chenyu Zhang, Chong Ruan, Damai Dai, Daya Guo, Dejian Yang, Deli Chen, Dongjie Ji, Erhang Li, Fangyun Lin, Fucong Dai, Fuli Luo, Guangbo Hao, Guanting Chen, Guowei Li, H. Zhang, Han Bao, Hanwei Xu, Haocheng Wang, Haowei Zhang, Honghui Ding, Huajian Xin, Huazuo Gao, Hui Li, Hui Qu, J. L. Cai, Jian Liang, Jianzhong Guo, Jiaqi Ni, Jiashi Li, Jiawei Wang, Jin Chen, Jingchang Chen, Jingyang Yuan, Junjie Qiu, Junlong Li, Junxiao Song, Kai Dong, Kai Hu, Kaige Gao, Kang Guan, Kexin Huang, Kuai Yu, Lean Wang, Lecong Zhang, Lei Xu, Leyi Xia, Liang Zhao, Litong Wang, Liyue Zhang, Meng Li, Miaoqun Wang, Mingchuan Zhang, Minghua Zhang, Minghui Tang, Mingming Li, Ning Tian, Panpan Huang, Peiyi Wang, Peng Zhang, Qiancheng Wang, Qihao Zhu, Qinyu Chen, Qiushi Du, R. J. Chen, R. L. Jin, Ruiqi Ge, Ruisong Zhang, Ruizhe Pan, Runji Wang, Runxin Xu, Ruoyu Zhang, Ruyi Chen, S. S. Li, Shanghao Lu, Shangyan Zhou, Shanhuang Chen, Shaoqing Wu, Shengfeng Ye, Shengfeng Ye, Shirong Ma, Shiyu Wang, Shuang Zhou, Shuiping Yu, Shunfeng Zhou, Shuting Pan, T. Wang, Tao Yun, Tian Pei, Tianyu Sun, W. L. Xiao, Wangding Zeng, Wanjia Zhao, Wei An, Wen Liu, Wenfeng Liang, Wenjun Gao, Wenqin Yu, Wentao Zhang, X. Q. Li, Xiangyue Jin, Xianzu Wang, Xiao Bi, Xiaodong Liu, Xiaohan Wang, Xiaojin Shen, Xiaokang Chen, Xiaokang Zhang, Xiaosha Chen, Xiaotao Nie, Xiaowen Sun, Xiaoxiang Wang, Xin Cheng, Xin Liu, Xin Xie, Xingchao Liu, Xingkai Yu, Xinnan Song, Xinxia Shan, Xinyi Zhou, Xinyu Yang, Xinyuan Li, Xuecheng Su, Xuheng Lin, Y. K. Li, Y. Q. Wang, Y. X. Wei, Y. X. Zhu, Yang Zhang, Yanhong Xu, Yanhong Xu, Yanping Huang, Yao Li, Yao Zhao, Yaofeng Sun, Yaohui Li, Yaohui Wang, Yi Yu, Yi Zheng, Yichao Zhang, Yifan Shi, Yiliang Xiong, Ying He, Ying Tang, Yishi Piao, Yisong Wang, Yixuan Tan, Yiyang Ma, Yiyuan Liu, Yongqiang Guo, Yu Wu, Yuan Ou, Yuchen Zhu, Yuduan Wang, Yue Gong, Yuheng Zou, Yujia He, Yukun Zha, Yunfan Xiong, Yunxian Ma, Yuting Yan, Yuxiang Luo, Yuxiang You, Yuxuan Liu, Yuyang Zhou, Z. F. Wu, Z. Z. Ren, Zehui Ren, Zhangli Sha, Zhe Fu, Zhean Xu, Zhen Huang, Zhen Zhang, Zhenda Xie, Zhengyan Zhang, Zhewen Hao, Zhibin Gou, Zhicheng Ma, Zhigang Yan, Zhihong Shao, Zhipeng Xu, Zhiyu Wu, Zhongyu Zhang, Zhuoshu Li, Zihui Gu, Zijia Zhu,

- Zijun Liu, Zilin Li, Ziwei Xie, Ziyang Song, Ziyi Gao, and Zizheng Pan. 2024. [Deepseek-v3 technical report](#). *Preprint*, arXiv:2412.19437.
- Jacob Devlin, Ming-Wei Chang, Kenton Lee, and Kristina Toutanova. 2019. [Bert: Pre-training of deep bidirectional transformers for language understanding](#). *Preprint*, arXiv:1810.04805.
- Dwight Gunning. 2024. [edgartools](#). <https://github.com/dgunning/edgartools>. GitHub repository.
- Aaryan Gupta, Vinya Dengre, Hamza Abubakar Kheruwala, and Manan Shah. 2020. Comprehensive review of text-mining applications in finance. *Financial Innovation*, 6:1–25.
- Clayton Hutto and Eric Gilbert. 2014. Vader: A parsimonious rule-based model for sentiment analysis of social media text. In *Proceedings of the international AAAI conference on web and social media*, volume 8, pages 216–225.
- Rasmus Jørgensen, Oliver Brandt, Mareike Hartmann, Xiang Dai, Christian Igel, and Desmond Elliott. 2023. [MultiFin: A dataset for multilingual financial NLP](#). In *Findings of the Association for Computational Linguistics: EACL 2023*, pages 894–909, Dubrovnik, Croatia. Association for Computational Linguistics.
- Bin Ke and Santhosh Ramalingegowda. 2005. Do institutional investors exploit the post-earnings announcement drift? *Journal of Accounting and Economics*, 39(1):25–53.
- Diederik P. Kingma and Jimmy Ba. 2017. [Adam: A method for stochastic optimization](#). *Preprint*, arXiv:1412.6980.
- Viet Dac Lai, Michael Krumdick, Charles Lovering, Varshini Reddy, Craig Schmidt, and Chris Tanner. 2024. Sec-qa: A systematic evaluation corpus for financial qa. *arXiv preprint arXiv:2406.14394*.
- Jason Landry. 2022. [What is xbrl?](#) Accessed: 2025-02-13.
- Craig Lewis and Steven Young. 2019. [Fad or future? automated analysis of financial text and its implications for corporate reporting](#). *Accounting and Business Research*, 49(5):587–615.
- Lefteris Loukas, Manos Fergadiotis, Ion Androutsopoulos, and Prodromos Malakasiotis. 2021. [Edgar-corpus: Billions of tokens make the world go round](#). *arXiv preprint arXiv:2109.14394*.
- Lefteris Loukas, Manos Fergadiotis, Ilias Chalkidis, Eirini Spyropoulou, Prodromos Malakasiotis, Ion Androutsopoulos, and Georgios Paliouras. 2022. [FiNER: Financial numeric entity recognition for XBRL tagging](#). In *Proceedings of the 60th Annual Meeting of the Association for Computational Linguistics (Volume 1: Long Papers)*, pages 4419–4431, Dublin, Ireland. Association for Computational Linguistics.
- Qwen, :, An Yang, Baosong Yang, Beichen Zhang, Binyuan Hui, Bo Zheng, Bowen Yu, Chengyuan Li, Dayiheng Liu, Fei Huang, Haoran Wei, Huan Lin, Jian Yang, Jianhong Tu, Jianwei Zhang, Jianxin Yang, Jiaxi Yang, Jingren Zhou, Junyang Lin, Kai Dang, Keming Lu, Keqin Bao, Kexin Yang, Le Yu, Mei Li, Mingfeng Xue, Pei Zhang, Qin Zhu, Rui Men, Runji Lin, Tianhao Li, Tianyi Tang, Tingyu Xia, Xingzhang Ren, Xuancheng Ren, Yang Fan, Yang Su, Yichang Zhang, Yu Wan, Yuqiong Liu, Zeyu Cui, Zhenru Zhang, and Zihan Qiu. 2025. [Qwen2.5 technical report](#). *Preprint*, arXiv:2412.15115.
- Nils Reimers and Iryna Gurevych. 2019. [Sentence-bert: Sentence embeddings using siamese bert-networks](#). *Preprint*, arXiv:1908.10084.
- Leonard Richardson. 2007. Beautiful soup documentation. *April*.
- Gil Sadka. 2007. Understanding stock price volatility: The role of earnings. *Journal of Accounting research*, 45(1):199–228.
- SEC. 2018. [SEC adopts inline XBRL for tagged data](#). *U.S. Securities and Exchange Commission*.
- Raj Sanjay Shah, Kunal Chawla, Dheeraj Eidnani, Agam Shah, Wendi Du, Sudheer Chava, Natraj Ramman, Charese Smiley, Jiaao Chen, and Diyi Yang. 2022. [When flue meets flang: Benchmarks and large pre-trained language model for financial domain](#). *Preprint*, arXiv:2211.00083.
- Soumya Sharma, Subhendu Khatuya, Manjunath Hegde, Afreen Shaikh, Koustuv Dasgupta, Pawan Goyal, and Niloy Ganguly. 2023. [Financial numeric extreme labelling: A dataset and benchmarking](#). In *Findings of the Association for Computational Linguistics: ACL 2023*, pages 3550–3561, Toronto, Canada. Association for Computational Linguistics.
- Mahmudul Sheikh and Sumali Conlon. 2012. A rule-based system to extract financial information. *Journal of Computer Information Systems*, 52(4):10–19.
- U.S. SEC. 2000. [Final Rule: International Disclosure Standards](#). Accessed: 2024-11-11.
- U.S. SEC. 2023. [Changing labels for the same reported item on the income statement over multiple periods](#). Accessed: 2025-02-10.
- U.S. SEC. 2024a. [Exchange act reporting and registration](#). Accessed: 2024-11-11.
- U.S. SEC. 2024b. [Incorrect tagging for earnings per share data](#). Accessed: 2025-02-10.
- A Vaswani. 2017. Attention is all you need. *Advances in Neural Information Processing Systems*.
- Shijie Wu, Ozan Irsoy, Steven Lu, Vadim Dabravolski, Mark Dredze, Sebastian Gehrmann, Prabhajan Kam-badur, David Rosenberg, and Gideon Mann. 2023. [Bloomberggpt: A large language model for finance](#). *arXiv preprint arXiv:2303.17564*.

XBRL International. 2025a. Presentation. <https://specifications.xbrl.org/presentation.html>. Accessed: 2025-01-20.

XBRL International. 2025b. Taxonomies. <https://www.xbrl.org/the-standard/what/key-concepts-in-xbrl/taxonomies/>. Accessed: 2025-01-20.

XBRL US. 2015. *Xbrl us preparers guide*. Technical report.

Yi Yang, Mark Christopher Siy UY, and Allen Huang. 2020. *Finbert: A pretrained language model for financial communications*. *Preprint*, arXiv:2006.08097.

A Granularity Selection Algorithm

Algorithm 1: Taxonomy-Based Grouping via Bottom-Up Selection

Input:

- A complete hierarchical taxonomy T , potentially with up to 218,126 labels.
- Number of collapse steps n (granularity level).

Output:

- A collapsed taxonomy T' with fewer (or higher-level) nodes.

Step 1: Visualize and Analyze the Hierarchy.

Generate a treemap of the top 10,000 most common labels (and their ancestors) for both the presentation and calculation taxonomies. Observe that the labels are often deeply nested (especially in the presentation taxonomy), with minimal sibling nodes.

Step 2: Define the Collapse Strategy.

Given the depth-first structure, a bottom-up approach is most meaningful:

1. Identify all leaf nodes in T .
2. Replace each leaf node with its parent node representation.
3. Repeat for n iterations (or until root node is reached).

Step 3: Iterative Collapsing.

for $i = 1$ **to** n **do**

1. Let L be the set of all leaf nodes in T .
2. **foreach** $leaf\ l \in L$ **do**
 - Let p be the parent of l .
 - Replace l with p in T .

Step 4: Output the Collapsed Taxonomy.

The resulting taxonomy T' is now grouped at a higher level of granularity. For example, `us-gaap:Revenues` is collapsed into `us-gaap:RevenuesAbstract` (along with potentially 20 other tags sharing the same location in the hierarchy).

return T'

B Compute

The compute we inference the models on are AMD Radeon Instinct MI250X GPUs and it took a total of 8 GPU hours in total for NuExtract-1.5B and Qwen2.5-14B. For DeepSeek-V3, we made use of the Together AI² inference API and it costed 2 USD on HiFi-KPI Lite. For the text classification task we use a Nvidia GTX 1080 TI for 10 hours in total to run all the different layers labels. For the sequence labeling we use a Nvidia L40s for around 288 hours total.

C Full result collapsing

More detailed results from running the text classification task on HiFi-KPI

Times Collapsed	Unique Train Labels	Validation		Test	
		Accuracy	F1 (macro)	Accuracy	F1 (macro)
1	8245	0.4849	0.0082	0.4603	0.0075
2	6624	0.5234	0.0110	0.4984	0.0097
3	2241	0.5467	0.0232	0.5156	0.0207
4	1571	0.5645	0.0368	0.5296	0.0315
5	1402	0.5688	0.0465	0.5341	0.0384
6	1326	0.5956	0.0494	0.5575	0.0400
7	1290	0.6161	0.0404	0.5740	0.0315
8	1275	0.6120	0.0317	0.5713	0.0245
9	1270	0.6253	0.0282	0.5882	0.0218
10	1266	0.6321	0.0249	0.5984	0.0194

Table 3: Performance metrics across different levels of hierarchical collapsing of the presentation layer

Times Collapsed	Unique Train Labels	Validation		Test	
		Accuracy	F1 (macro)	Accuracy	F1 (macro)
1	93,175	0.2471	0.0009	0.2466	0.0009
2	91,779	0.3002	0.0009	0.2979	0.0009
3	91,387	0.3253	0.0008	0.3238	0.0008
4	91,303	0.3469	0.0008	0.3500	0.0007
5	91,267	0.3558	0.0007	0.3595	0.0007
6	91,253	0.3668	0.0007	0.3734	0.0007
7	91,247	0.3764	0.0007	0.3841	0.0006
8	91,242	0.3772	0.0006	0.3859	0.0006
9	91,237	0.3800	0.0006	0.3880	0.0006
10	91,235	0.4101	0.0006	0.4159	0.0005

Table 4: Performance metrics across different levels of hierarchical collapsing of the calculation layer

²See <https://www.together.ai/>.

D Example of part of the treemap




Figure 3: Tree map from us-gaap:RevnuesAbstract and down

E Data Example

Listing 1: Example entry from the dataset. The start date marks the beginning of the period to which the value corresponds, and the end date marks its conclusion.

```

1  "form_type": "10-K",
2  "accession_number": "0001018840-24-000
   019",
3  "filing_date": 1711991312000,
4  "quarter_ending": "20240203",
5  "company_name": "ABERCROMBIE & FITCH
   CO /DE/",
6  "text": "Includes the U.S., Canada,
   and Latin America. Net sales in
   the U.S. were $3.3 billion, $2.8
   billion, and $2.7 billion in
   Fiscal 2023, Fiscal 2022, and
   Fiscal 2021, respectively.",
7  "entities": [
8  {
9    "Start character": 74,
10   "End character": 77,
11   "Label": "us-gaap:Revenues",
12   "Start date for period": "2023-01-29",
13   "End date for period": "2024-02-03",
14   "Currency / Unit": "USD",
15   "Value": 3300000000.0
16 },
17 {
18   "Start character": 88,
19   "End character": 91,
20   "Label": "us-gaap:Revenues",
21   "Start date for period": "2022-01-3",
22   "End date for period": "2023-01-28",
23   "Currency / Unit": "USD",
24   "Value": 2800000000.0
25 },
26 {
27   "Start character": 106,
28   "End character": 109,
29   "Label": "us-gaap:Revenues",
30   "Start date for period": "2021-01-31",
31   "End date for period": "2022-01-29",
32   "Currency / Unit": "USD",
33   "Value": 2700000000.0
34 }]

```

F Elaboration on Metric Calculation, Defining Precision, Recall, Micro F1 and Macro F1

For the HiFi-KPI Lite set, we define precision, recall, micro F1, and macro F1 using an adapted approach, as generative LLM predictions are unrestricted. A misclassified prediction is counted as a false negative for the true label and a false positive for the predicted label. A correct prediction is counted as a true positive. Using these definitions, we compute micro F1 as in any standard classification task. For macro F1, we take the average

F1 score of only the ground truth labels, excluding labels that appear solely in the predicted set For the HiFi-KPI dataset, we compute the cumulative sum by iterating over the label distribution from the most frequent to the least frequent label in the test set. We then calculate the macro-average F1 score for the top x included labels.

G Data Split Expanded

Since the cutoff dates for the dataset has a short window for test and validation a lot of companies only reports a 10-K in either the validation split or test split. We make the validation more representative by using company-specific cutoff dates, still following a temporal split striving to have as close as possible to 50% in each set, if only datapoints is present, the choice is random. This approach leads to 89.88% of companies in the validation set also appearing in the test set. Finally, companies with their first filing after 2023-10-31 are assigned to the test set to better evaluate generalization to previously completely unseen domains.

H System prompt

System Prompt

 ### System Prompt ###
 #####

You are an expert data extraction assistant. Your task is to read a given text and extract financial or entity-related information. For each entity found in the text, extract:

- **value**: numerical representation;
- **currency / unit**: currency most often USD, shares, EUR, CAD, etc.;
- **label**: revenues, earnings, eps, ebit, or XBRL-OOS (if it is none of the others);
- **start_date_for_period**: (if available)
- **end_date_for_period**: (if available)

If no relevant data is found, return an empty list. Otherwise, return a json line of one or more dictionaries after the "entities" key, each containing these fields exactly:

```
[
  {
    "entities": [
      {
        "label": "<extracted label>",
        "start_date_for_period": "<YYYY-MM-DD>",
        "end_date_for_period": "<YYYY-MM-DD>",
        "currency / unit": "<unit or currency>",
        "value": <numeric value>
      }
    ]
  }
]
```

No additional commentary or text should be included, only valid JSON.

Example:

Text: The Company has incurred losses since 2008 resulting from a combination of: declining net interest income, as our loan portfolio decreased from \$109.8 million at December 31, 2008 to \$62.3 million at December 31, 2016; increased provisions for loan losses between 2009 and 2012; and increasing non-interest expense related to professional fees and repossessed asset write-downs and costs. The Company recently incurred net losses of \$866 for the nine months ended September 30, 2017 and \$1,260 during the year ended December 31, 2016. Our interest income for the nine months ended September 30, 2017 has increased with the increase in the balance of our loan portfolio, however, this growth has also resulted in an increase to our provision for loan losses. Our non-interest expense has also increased for compensation and occupancy cost and includes costs for problem asset resolution at the beginning of the year. The loss for 2016 was largely a result of our net interest income reflecting the low balance of our loan portfolio, increasing professional fees for problem asset resolution and additional costs associated with operating as a public company. Non-interest expense for 2016 was also impacted by an operational loss not reimbursable from our insurance.

```
[
  {
    "entities": [
      {
        "label": "XBRL-OOS",
        "start_date_for_period": "2008-12-31",
        "end_date_for_period": "2008-12-31",
        "currency / unit": "USD",
        "value": 109800000.0
      },
      {
        "label": "XBRL-OOS",
        "start_date_for_period": "2016-12-31",
        "end_date_for_period": "2016-12-31",
        "currency / unit": "USD",
        "value": 62300000.0
      },
      {
        "label": "earnings",
        "start_date_for_period": "2017-01-01",
        "end_date_for_period": "2017-09-30",
        "currency / unit": "USD",
        "value": -866000.0
      },
      {
        "label": "earnings",
        "start_date_for_period": "2016-01-01",
        "end_date_for_period": "2016-12-31",
        "currency / unit": "USD",
        "value": -1260000.0
      }
    ]
  }
]
```

Figure 4: System Prompt

I Finance Expert Handpicked Labels and Their Meaning

Label	Category
us-gaap:IncomeLossAttributableToParent	Earnings
us-gaap:IncomeLossFromContinuingOperations	Earnings
us-gaap:IncomeLossFromContinuingOperationsBeforeIncomeTaxesExtraordinaryItemsNoncontrollingInterest	Earnings
us-gaap:IncomeLossFromContinuingOperationsBeforeIncomeTaxesMinorityInterestAndIncomeLossFromEquityMethodInvestments	Earnings
us-gaap:NetIncomeLoss	Earnings
us-gaap:NetIncomeLossAvailableToCommonStockholdersBasic	Earnings
us-gaap:OperatingIncomeLoss	EBIT
bw:IncrementalCommonSharesAttributableToDilutiveEffectOfNetIncome	EPS
cmnl:WeightedAveragePerformanceSharesOutstandingDuringThePeriodThatAreExcludedfromEPSCalculation	EPS
enb:WeightedAverageInterestInOwnCommonShares	EPS
fcx:DilutiveSecuritiesExcludedfromComputationofEPSAmount	EPS
gpm:AntidilutiveSecuritiesExcludedfromComputationofEarningsPerShareInterestExpense	EPS
gs:ImpactOfUnvestedShareBasedPaymentAwardsAsSeparateClassOfSecuritiesOnEarningsPerShareBasic	EPS
land:WeightedAverageNumberOfOperatingPartnershipUnitsHeldByNoncontrollingInterest	EPS
pcg:PlanOfReorganizationBackstopCommitmentPremiumCommonStockShares	EPS
us-gaap:DistributedEarnings	EPS
us-gaap:DividendsAndInterestPaid	EPS
us-gaap:EarningsPerShareBasic	EPS
us-gaap:EarningsPerShareBasicAndDiluted	EPS
us-gaap:IncrementalCommonSharesAttributableToConversionOfDebtSecurities	EPS
us-gaap:IncrementalCommonSharesAttributableToParticipatingNonvestedSharesWithNonForfeitableDividendRights	EPS
us-gaap:IncrementalCommonSharesAttributableToShareBasedPaymentArrangements	EPS
us-gaap:ParticipatingSecuritiesDistributedAndUndistributedEarningsLossBasic	EPS
us-gaap:UndistributedEarnings	EPS
us-gaap:WeightedAverageNumberOfSharesContingentlyIssuable	EPS
us-gaap:WeightedAverageNumberOfSharesRestrictedStock	EPS
us-gaap:DirectFinancingLeaseRevenue	Revenues
us-gaap:FeeIncome	Revenues
us-gaap:InsuranceCommissionsAndFees	Revenues
us-gaap:OperatingLeaseLeaseIncome	Revenues
us-gaap:PremiumsEarnedNet	Revenues
us-gaap:Revenues	Revenues
us-gaap:UnregulatedOperatingRevenue	Revenues
us-gaap-supplement:FeeIncome	Revenues
us-gaap-supplement:InterestIncomeOperatingPaidInKind	Revenues

Table 5: Mapping of XBRL labels to expert labels.