

TabSD: Large Free-Form Table Question Answering with SQL-Based Table Decomposition

Yuxiang Wang

Junhao Gan

Jianzhong Qi

School of Computing and Information Systems, The University of Melbourne

yuxiang.wang8@student.unimelb.edu.au

{junhao.gan, jianzhong.qi}@unimelb.edu.au

Abstract

Question answering on free-form tables (TableQA) is challenging due to the absence of predefined schemas and the presence of noise in large tables. While Large Language Models (LLMs) have shown promise in TableQA, they struggle with large free-form tables and noise sensitivity. To address these challenges, we propose **TABSD**, a SQL-based decomposition model that enhances LLMs’ ability to process large free-form tables. TABSD generates SQL queries to guide the table decomposition, remove noise, and processes sub-tables for better answer generation. Additionally, SQL Verifier refines SQL outputs to enhance decomposition accuracy. We introduce two TableQA datasets with large free-form tables, SLQA and SEQA, which consist solely of large free-form tables and will be publicly available. Experimental results on four benchmark datasets demonstrate that TABSD outperforms the best-existing baseline models by 23.07%, 2.84%, 23.24% and 9.32% in accuracy, respectively, highlighting its effectiveness in handling large and noisy free-form tables.

1 Introduction

Tables play a crucial role in managing and analyzing large-scale data. Numerous studies have explored various tabular understanding tasks, such as *Table Question Answering* (TableQA) (Pasupat and Liang, 2015; Yin et al., 2020), *Table Fact Verification* (Chen et al., 2020a; Herzig et al., 2020), *Table-to-text Generation* (Bao et al., 2018; Zhang et al., 2024a). Among these tasks, TableQA remains one of the most challenging, requiring models to comprehend both natural language problems and the corresponding free-form tabular data. Unlike structured tables, free-form tables, such as web tables (Cafarella et al., 2008), lack predefined schemas, making structural-query-based approaches (Pasupat and Liang, 2015; Zhong et al., 2017) inapplicable.

With the advent of LLMs demonstrating strong performance, extensive research has been directed towards Free-Form TableQA (Liu et al., 2024; Wang et al., 2024a,b). While some work has demonstrated that the performance of LLM-based TableQA is highly sensitive to noise in tables, existing methods struggle to effectively handle noisy data (Ye et al., 2023; Wang et al., 2024b). Besides, current TableQA datasets insufficiently reflect real-world application scenarios, such as finance, healthcare, and scientific research (Zavitsanos et al., 2024; Singhal et al., 2025; Pramanick et al., 2024), where large free-form tables are prevalent. Most existing studies focus on datasets with relatively small tables (Cheng et al., 2023; Liu et al., 2024; Wang et al., 2024a), as large free-form tables are scarce in publicly available datasets (Pasupat and Liang, 2015; Nan et al., 2022; Chen et al., 2020a), which weakens model robustness. Furthermore, the inherent noise in large free-form tables remains an open challenge.

To address these challenges, we introduce two *LLM-augmented* datasets featuring large free-form tables: (1) Spider-LLM Large Table QA Dataset (denoted as SLQA), which directly adopts large tables from Spider dataset (Yu et al., 2018) and generates QA pairs using an LLM; and (2) Spider-LLM Expanded Table QA Dataset (denoted as SEQA), which randomly selects small tables from Spider dataset, expands them into large tables and generates corresponding QA pairs using LLMs. Meanwhile, we extract large tables from the WikiTableQuestions dataset (Pasupat and Liang, 2015) and the HybridQA dataset (Chen et al., 2020b) to supplement our benchmark. We then investigate how to enhance LLM-based TableQA models for large free-form tables. Our findings reveal that while LLMs struggle with large free-form tables, their accuracy significantly improves when noisy data is removed – see Figure 1 for an example. Moreover, although NL-to-SQL methods alone are

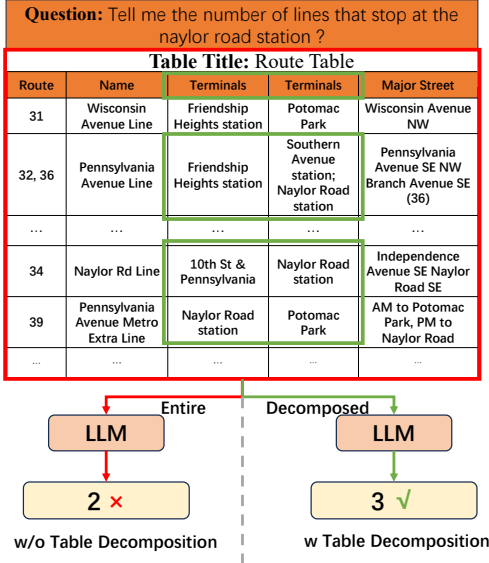


Figure 1: TableQA example using an LLM with and without table decomposition.

insufficient for solving free-form TableQA (Zhang et al., 2024b), we demonstrate that the SQL queries they generate can help extract relevant sub-tables containing only the necessary information for answering questions.

Based on these observations, we propose the TableQA SQL-based Decomposition model, TABSD. Leveraging few-shot in-context learning in LLMs (Dong et al., 2024), our *SQL Generator* (an LLM) of TABSD first generates SQL queries. Instead of directly executing these queries to retrieve answers, our *Table Decomposer*, a rule-based parser, extracts key information: column names, values, and conditions from the SQL query to guide table decomposition. This decomposition process helps extract relevant information, resulting in a sub-table that contains only the necessary data for answering the question. Finally, the sub-table is passed to *Answer Generator* to generate the final answer.

Since the SQL queries generated by *SQL Generator* may be inaccurate, we introduce *SQL Verifier*, an additional LLM-based module that performs *self-verification* and refinement to improve SQL quality and further enhance table decomposition accuracy.

This paper makes the following contributions:

- We introduce two LLM-augmented TableQA datasets, SLQA and SEQA, which consist exclusively of large free-form tables (each exceeding 4096 tokens). To construct these datasets, we first employ an LLM to generate question-answer

pairs and then expand small tables into large ones through data synthesis. Code and datasets will be publicly released with this paper.

- We propose TABSD, the first model designed to enhance TableQA performance on large free-form tables that typically contain substantial noisy data. By leveraging the SQL queries generated by SQL Generator, our Table Decomposer module extracts noise-free sub-tables, significantly improving the accuracy of Answer Generator.
- We introduce SQL Verifier, an LLM-based module that verifies and refines the SQL generated by SQL Generator, making the table decomposition process more reliable and precise.
- We conduct comprehensive evaluations on four datasets, including two public datasets: WikiTableQuestions (Pasupat and Liang, 2015), HybridQA (Chen et al., 2020b), and our two newly proposed datasets: SLQA and SEQA. The experimental results show that our TABSD achieves significant improvements, outperforming the second-best baseline models by 23.07%, 2.84%, 23.24%, and 9.32% in accuracy, respectively.

2 Related Work

Existing TableQA studies fall into three groups: (1) *NL-to-SQL-based*, (2) *pre-trained language model (PLM)-based*, and (3) *large language model (LLM)-based*.

NL-to-SQL-based Methods NL-to-SQL-based methods translate natural language questions into logical forms, i.e., SQL queries, which are then executed to retrieve answers. These methods either train a language model or use in-context learning for the translation task. Seq2SQL (Zhong et al., 2017) is a representative for the former category. It trains a seq2seq model using reinforcement learning, leveraging query execution results as feedback to refine SQL generation.

Recent works fall into the latter category. DIN-SQL (Pourreza and Rafiei, 2023) decomposes the NL-to-SQL task into sub-problems and employs in-context learning to generate the final SQL queries. LEVER (Ni et al., 2023) generates multiple candidate answers via SQL execution and trains a verifier to select the most accurate one. SynTQA (Zhang et al., 2024b) also uses a verifier. It chooses answers from an NL-to-SQL TableQA module and an end-to-end TableQA module. These methods

struggle with free-form tables without predefined schemas, where SQL execution is ineffective.

PLM-based Methods PLMs-based methods also have two sub-categories.

Structural adaptations for tabular data. These methods modify the Transformer (Vaswani et al., 2017) to better capture tabular structures. TabBERT (Yin et al., 2020) incorporates vertical self-attention to unify textual and tabular representations based on BERT (Devlin et al., 2019). TUTA (Wang et al., 2021) employs a hierarchical tree-based attention with column and table segment masking to model table representations. TAPAS (Herzig et al., 2020) extends BERT by adding row, column, and rank embeddings, along with table cell masking.

Fine-tuned end-to-end models. TAPEX (Liu et al., 2022) pre-trains BART (Lewis et al., 2020) using a large synthetic dataset derived from the WikiTableQuestions dataset. OmniTab (Jiang et al., 2022) also utilizes BART as its backbone while pre-training it on both real and synthetic data, including SQL queries from the Spider (Yu et al., 2018) dataset and synthetic natural language sentences generated from SQL queries via its SQL2NL module. With smaller model sizes, PLMs exhibit limited effectiveness in grasping tabular semantics compared to the latest LLMs, resulting in sub-optimal TableQA accuracy in TableQA.

LLM-based Methods LLM-based methods use either prompting or program-aided reasoning.

Prompting-based methods. These methods prompt LLMs to generate answers by providing it an input question and the corresponding table. For example, Mix-SC (Liu et al., 2024) explores the stochastic nature of LLMs by generating multiple candidate answers for each question. It employs two types of prompting techniques: one directs the LLM to act as a Python agent for script execution, while the other utilizes Chain-of-Thought (CoT) prompting (Wei et al., 2022) to guide step-by-step reasoning. The final answer is selected using a self-consistency mechanism, which chooses the most frequent answer.

Program-aided reasoning methods. These methods integrate program generation and execution with LLM prompting. Binder (Cheng et al., 2023) first prompts the LLM to generate an initial program based on the input question, then it identifies and refines the challenging segments through iterative LLM engagement. The final refined program

is executed by an interpreter to produce TableQA answers. Similarly, TabLaP (Wang et al., 2024a) utilizes LLMs for Python script generation, targeting numerical reasoning. Despite their strong reasoning capabilities, LLM-based TableQA models struggle with complex table structures and are highly sensitive to noise, limiting their effectiveness on large free-form tables.

Table Decomposition for TableQA Studies have shown that TableQA models perform significantly better when provided with a sub-table (instead of the full one) containing only question-relevant information (Ye et al., 2023; Lee et al., 2024; Patnaik et al., 2024). Table decomposition aims to extract such sub-tables to enhance TableQA. Existing methods again fall into two groups.

Soft decomposition. These methods attenuates irrelevant information while emphasizing the key content, allowing models to focus on relevant data without explicitly removing extraneous entries. For example, CABINET (Patnaik et al., 2024) proposes a relevance scorer and a relevant cell predictor to assign weights to table cells. These methods rely on model fine-tuning, which limits their model generalizability, and are often constrained by a fixed input token length, restricting scalability.

Hard decomposition. These methods removes irrelevant contents, extracting a sub-table as the final input table for the TableQA models. For example, Chain-of-Table (Wang et al., 2024b) extends the CoT framework. It progressively extracts a sub-table at each step using an LLM. DATER (Ye et al., 2023) also utilizes the CoT idea, breaking down both tables and input questions into structured sub-tables and sub-questions. Learn-to-Reduce (Lee et al., 2024) introduces a column selector and a row selector, which are fine-tuned language models that extract only question-relevant rows and columns to form sub-tables. These methods often overlook table structures. They flatten tables and select rows/columns purely by semantic relevance, leading to information loss.

Our work integrates LLM-driven reasoning with NL-to-SQL techniques, enabling more structured-aware table decomposition while retaining key information for TableQA.

3 Problem Formulation

Given a table T and a question Q about the data in T , the objective of the TableQA task is to develop a model capable of generating an accurate answer

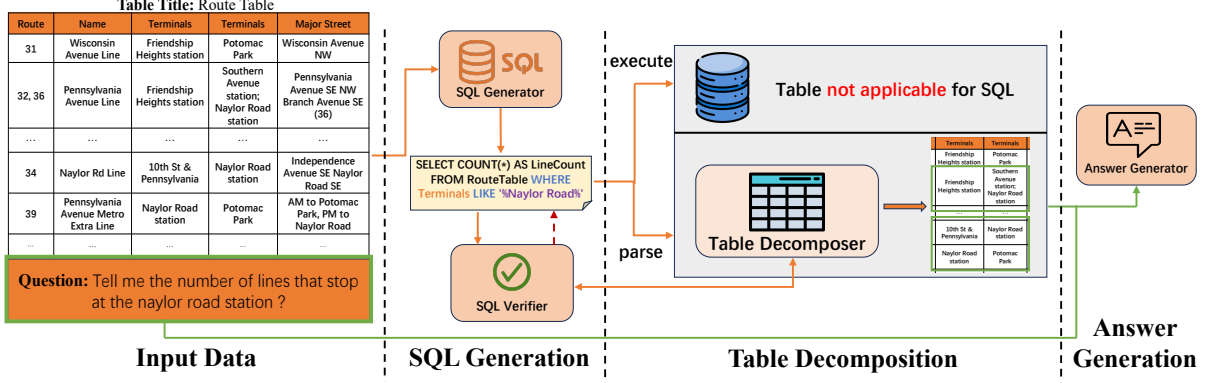


Figure 2: Overview of TABSD. The model contains three stages: SQL generation, table decomposition, and answer generation. (i) The SQL generation stage constructs an SQL query using the input question and the table header information. It verifies and refines the generated SQL to obtain the refined output. (ii) The table decomposition stage parses the generated SQL (recognizing column names, conditions, and values) to retrieve sub-tables. The column names, conditions, and values are in orange, blue, and purple, respectively. (iii) The answer generation stage takes the question and the sub-table to build a prompt and query an LLM for answer generation.

for Q . The question $Q = (q_1, q_2, \dots, q_{|Q|})$ is expressed in natural language, where each $q_i \in Q$ ($i \in [1, |Q|]$) represents a token (e.g., a word). The table T is also represented as a token sequence in natural language, where individual cells are separated by special characters such as ‘|’, and rows are delineated by newline characters. The model’s performance is evaluated by comparing its generated answers against ground-truth answers in a token-based manner. To tackle *TableQA over large tables* effectively, our approach addresses two key sub-problems: *NL-to-SQL* and *Table Decomposition*.

NL-to-SQL This problem involves generating an SQL query S from question Q and the table header information $H = (h_1, h_2, \dots, h_{|H|})$ corresponding to table T , where each $h_i \in H$ ($i \in [1, |H|]$) represents a column in T . The objective is to produce an S that accurately captures the intent of Q based on H . Rather than executing S , our focus is on parsing S to extract key components for table decomposition, including the column names C , the conditions P (e.g., LIKE clauses), and the values V involved in the filtering operations of S .

Table Decomposition This problem aims to extract a sub-table T_{SUB} from table T based on the extracted components: column names C , conditions P , and values V . Given table T , where $C = \{c_1, c_2, \dots, c_{|C|}\}$ represents the set of selected columns, $P = \{p_1, p_2, \dots, p_{|P|}\}$ represents the filtering conditions, and $V = \{v_1, v_2, \dots, v_{|V|}\}$ is the values used in the conditions, the goal is to construct T_{SUB} such that it retains only the speci-

fied columns in C and includes only rows satisfying P . This process is implemented using *Python DataFrame operations*, which handle both column selection and row filtering.

4 Methodology

TABSD handles TableQA in three stages: (i) *SQL generation*, (ii) *table decomposition*, and (iii) *answer generation*, as outlined in Algorithm 1.

The SQL generation stage (Section 4.1) uses a SQL Generator and a SQL Verifier. The SQL Generator takes question Q and the header information of table T to generate a raw SQL query S_{RAW} . Then, the SQL Verifier verifies and refines S_{RAW} to produce the final SQL query S .

The table decomposition stage (Section 4.2) uses a Table Decomposer to parse S and extract a triple (C, P, V) , which represents column names, conditions, and values, respectively. The triple is consumed by *Python DataFrame operations* to construct a sub-table T_{SUB} with only question-relevant rows and columns.

The answer generation stage (Section 4.3) uses an Answer Generator that takes Q and T_{SUB} to generate the final answer A with an LLM.

4.1 SQL Generation

We use a SQL Generator to produce a raw SQL query S_{RAW} , which is passed to a SQL Verifier for validation. If S_{RAW} fails validation, the SQL Verifier refines it to generate a final SQL query S .

The SQL Generator uses few-shot prompting with a backbone LLM. Given question Q and the

Algorithm 1 TableQA with TABSD

Require: Table T , questions Q , SQL Generator M_{SQL} , SQL Verifier M_V , Table Decomposer M_D , and Answer Generator M_A .

1: **SQL Generation:**

- (1) Generate prompt_{SQL} for M_{SQL} using Q and the header information of T
- (2) Obtain an SQL query S_{RAW} and verify it with M_V to produce the final SQL query S

2: **Table Decomposition:**

- (1) Parse the information within S through M_D to obtain a triple (C, P, V) , representing column names, conditions and values, respectively
- (2) Use (C, P, V) as table decomposition information to extract a sub-table T_{SUB} through M_D

3: **Answer Generation:**

- (1) Use T_{SUB} and Q to build answer generation prompt_A for M_A
- (2) Obtain the final answer A for the given question Q

4: **return** A

header information of table T , we construct the prompt using examples from a manually annotated NL-to-SQL dataset SQUALL (Shi et al., 2020).

Example Selection To retrieve relevant NL-to-SQL examples, we compute the cosine similarity between the embedding of Q and those of all questions in SQUALL, denoted as $D = \{d_1, d_2, \dots, d_N\}$, using Sentence Transformers (Song et al., 2020):

$$\mathbf{e}_Q = f(Q), \quad \mathbf{E}_D = \{f(d_i)\}_{i=1}^N, \quad (1)$$

where $f(\cdot)$ is an embedding model, $\mathbf{e}_Q \in \mathbb{R}^{1 \times m}$, $\mathbf{E}_D \in \mathbb{R}^{N \times m}$, and m denotes dimensionality.

We select the top K examples based on cosine similarity:

$$\mathbf{Z} = \text{argsort}\left(\frac{\mathbf{e}_Q \mathbf{E}_D^T}{\|\mathbf{e}_Q\| \cdot \|\mathbf{E}_D\|}\right), \quad (2)$$

$$\text{TopK}(D) = \{d_{i_j} \mid i_j \in \mathbf{Z}, j \in [N-K+1: N]\}, \quad (3)$$

where $i \in [1, |D|]$, and $K = 5$ by default.

The SQL Generator uses the selected NL-to-SQL examples, the header information of T , and the question Q to build a prompt (see Appendix A). This prompt is then used to query the LLM, generating a raw SQL query S_{RAW} .

SQL Verification Since our table decomposition highly relies on the quality of the SQL query S_{RAW} , we introduce the SQL Verifier to verify whether S_{RAW} leads to a correct sub-table. The verification procedure is as follow:

- (1) Initial sub-table extraction. We use the Table Decomposer (detailed in the next section) to parse S_{RAW} and obtain a raw sub-table T_{SUB}' .

Table Title: Item Information			
Item	Details	Cost	Additional Info
Laptop	Dell XPS 13	1200	{Weight: '1.2kg', Battery: '12 hrs'}
Smartphone	iPhone 15	999	{Camera: '48MP', Chipset: 'A17 Bionic'}
...
Smart Speaker	Amazon Echo	99	{Brand: 'Amazon', Assistant: 'Alexa'}
Subscription	Cloud Storage	10	{Provider: 'Google Drive', Storage: '1TB'}
...

- Q: What is the name of the smartphone mentioned in the table?
A: iPhone 15
- Q: Which brand produces the Smart Speaker and what voice assistant does it use?
A: Amazon, Alexa
- Q: What is the price of the first item?
A: 1200
- Q: Which is cheaper Laptop or Smartphone?
A: Smartphone

Figure 3: Example QA pairs generated.

(2) Validation prompting. The SQL Verifier is prompted with T_{SUB}' , the header information of T , and the question Q . It determines whether T_{SUB}' contains all the necessary information to answer Q (see the prompt template in Appendix A).

(3) Decision making. If the SQL Verifier outputs [True], S_{RAW} is accepted as the final SQL query S . Otherwise, the SQL Verifier refines S_{RAW} by prompting the LLM to generate an improved SQL query (see the prompt template in Appendix A).

(4) Iteration control. This verification and refinement process can be conducted for up to n rounds. By default, $n = 1$ for cost efficiency.

At the end of this SQL verification stage, we obtain the final SQL query S .

4.2 Table Decomposition

The Table Decomposer takes T and S (obtained in the SQL generation stage) as input and adopts a rule-based method to extract sub-table T_{SUB} .

SQL Parsing To extract key information from S , we employ a *regex-based* rule-driven approach. We use regular expressions to parse S and extract the column names C , conditions P (e.g., filtering clauses), and values V (e.g., values in the filtering clauses). The detailed regular expressions are included in Appendix B.

Table Decomposition With the extracted triple (C, P, V) , we perform table decomposition. We first convert table T into a Python DataFrame. Then, we apply DataFrame operations to extract rows and columns based on (C, P, V) , obtaining the final sub-table T_{SUB} . The correspondence between Python DataFrame operations and SQL queries is detailed in Appendix B.

4.3 Answer Generation

At this stage, we exploit the strong semantic-parsing and reasoning capabilities of an LLM-based model to perform *end-to-end* TableQA. We construct a prompt (see prompt template in Ap-

pendix A) containing T_{SUB} and Q , which is fed into the Answer Generator (an LLM) to generate the final answer A .

5 Dataset Construction

Due to the limited availability of TableQA datasets with large tables, to study model performance in such settings, we construct two datasets.

SLQA is construed by extracting all the large tables (with more than 4,096 tokens) from the Spider dataset (Yu et al., 2018). The original question-answering (QA) pairs in Spider are for NL-to-SQL tasks rather than TableQA. To bridge this gap, we propose an LLM-based QA pair generation method that prompts the LLM to generate questions that cannot be answered easily by NL-to-SQL solutions.

QA pair generation. We observe that directly prompting an LLM with a large table for QA generation, or arbitrarily selecting a table cell as the ground-truth answer and using it to generate the corresponding question, often leads to low-quality QA pairs, with an acceptance rate well below 50%.

To overcome this issue, we propose a *self-adaptive* QA generation method, where the LLM autonomously selects an answer – either a specific cell or an answer field (i.e., a section of the table) – and then generates the corresponding QA pair based on this selection. This method significantly improves QA pair quality, achieving an acceptance rate of over 70% (see details in Appendix C).

We propose three answer (field) selection strategies: (i) cell-based, which prompts the LLM to randomly select a single cell in the table as the ground-truth answer and generate a corresponding question; (ii) column/row-based, which prompts the LLM to randomly select a column/row in the table as the answer field and a generate QA pair accordingly; (iii) sub-table-based, which prompts the LLM to randomly select a sub-table (containing multiple rows and columns) as the answer field and generate a QA pair based on this sub-table. Figure 3 presents examples of the QA pairs generated. The prompt templates are included in Appendix C.

SEQA is constructed from small tables. We randomly select a subset of small tables (with at most 4,096 tokens) from the Spider dataset and leverage an LLM to expand them into larger tables (see prompt template in Appendix C). The generate the QA pairs, we reuse the same method as above.

The LLM used for dataset construction is

Dataset	# QA Pairs			Avg. # Tokens per Table	Avg. # Tokens per Answer
	Training	Validation	Testing		
WTQ	11,321	2,831	4,344	662.6	1.7
♠WTQ	191	33	81	6,860.8	2.9
♠HybQA	48,541	2,694	2,630	9,035.7	4.4
SLQA	1,324	239	1,110	9,786.2	2.8
SEQA	226	46	169	18,306.1	3.7

Table 1: Dataset statistics. ♠ represents a dataset adapted as described in Section 6.1. Among all the datasets, HybQA has the longest answer length, which indicates its difficulty. SEQA has the longest table length mainly because it contains more long numerical cells than the other datasets.

GPT-4o mini (OpenAI, 2024).

Table 1 summarizes the datasets (including two existing ones also used in our experiments).

6 Experiments

6.1 Experimental Settings

Datasets We evaluate our TABSD on four datasets, including SLQA and SEQA that we constructed, plus two widely used public datasets: WikiTableQuestions (denoted as WTQ) and HybridQA (denoted as HybQA).

WTQ is a public TableQA dataset derived from Wikipedia tables. To evaluate our model’s capability in handling large free-form tables, we extract all tables with more than 4,096 tokens from the WTQ dataset. We use ♠WTQ to denote the resulting dataset. Additionally, we conduct experiments on the entire WTQ dataset to assess our model’s applicability over tables of different sizes.

HybQA is a public dataset that integrates free-form tables and texts from Wikipedia. To maintain consistency in prompt formatting, we incorporate the texts directly into the corresponding table cells. Then, we extract all the tables with more than 4,096 tokens to construct a large-table subset. We use ♠HybQA to denote the resulting dataset.

Model Input Preparation Following a widely used approach in the literature (Liu et al., 2024; Wang et al., 2024a,b), tables are linearized into sequences by flattening their structure and incorporating them into prompts for LLMs. Table cells are delineated using the symbol ‘|’, while rows are separated by line breaks. The questions are directly included in the prompts, whereas the answers are utilized only for model evaluation.

For the LLM in the SQL Generator, similar to NL-to-SQL based methods (Pourreza and Rafiei,

Model		Accuracy (%)			
		♠WTQ	♠HybQA	SLQA	SEQA
NL2SQL-based	DIN-SQL	41.98	0.27	49.82	<u>69.82</u>
PLM-based	OmniTab-Large	29.63	7.83	20.95	13.02
	TAPEX-Large	30.86	6.46	17.09	10.65
	♣ CABINET	43.21	8.72	21.47	13.61
LLM-based	♣ DATER	35.80	26.81	44.95	53.25
	End2End GPT-4o mini	<u>48.15</u>	<u>30.95</u>	<u>57.75</u>	64.50
Ours	TABSD	59.26	31.83	71.17	76.33
	Δ	+23.07	+2.84	+23.24	+9.32

Table 2: Overall model performance results. The best results are in **boldface**, while the best baseline results are underlined; Δ (%) denotes the performance gain of our model compared with the best baseline results. ♣ denotes table decomposition-based baseline.

2023; Zhang et al., 2024b), it takes the question, the header information of the table, and in-context examples to form the prompt and generate the SQL query. For the Table Decomposer, it takes the generated SQL query and the original table to extract a sub-table. For the LLM in Answer Generator, it takes the question and the sub-table as input, forming a compact prompt that reduces both the token consumption and search space for the LLM.

Competitors We compare with models of three categories: (i) NL-to-SQL based: DIN-SQL (Pourreza and Rafiei, 2023); (ii) Pre-trained or fine-tuned PLM-based: TAPEX-Large (Liu et al., 2022), OmniTab-Large (Jiang et al., 2022), and CABINET (Patnaik et al., 2024) (SOTA); (iii) LLM-based: End-to-End GPT-4o mini (OpenAI, 2024) (SOTA) and DATER (Ye et al., 2023).

Implementation Details For all the LLM-based models including our TABSD, we use GPT-4o mini as the backbone model. For DIN-SQL, we also utilize GPT-4o mini as its backbone model. All experiments are run with an NVIDIA A100 80 GB GPU on a cloud GPU server.

Evaluation Metric We report the performance based on the exact-match **Accuracy**, following the evaluator from Pasupat and Liang (2015).

6.2 Results and Analysis

Overall Results Table 2 reports the overall performance results. Our model TABSD consistently outperforms all competitors across all four datasets, improving the accuracy by 23.07%, 2.84%, 23.24%, and 9.32%, respectively. This confirms the effectiveness of TABSD for dealing with complex and large free-form tables.

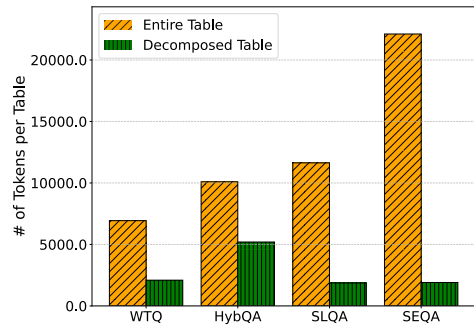


Figure 4: Comparison of input table token lengths with and without the table decomposer on the test datasets of WTQ, HybQA, SLQA, and SEQA.

Among all datasets, HybQA poses the greatest challenge due to the complexity of its tabular content. Each cell in it contains rich information, often integrating multiple entities and lengthy descriptive texts. This makes the NL-to-SQL-based model DIN-SQL nearly inapplicable. Despite this challenge, GPT-4o mini demonstrates the most stable performance by leveraging its strong text comprehension and reasoning capabilities, while our model still manages to surpass it by identifying the relevant sub-tables for a subset of the test data.

We perform chi-squared tests comparing TABSD against the strongest table decomposition-based models (CABINET on WTQ, DATER on HybQA, SLQA, and SEQA), yielding approximate p-val of 0.06, 10^{-4} , 10^{-35} , and 10^{-5} . These confirm that the results of TABSD on HybQA, SLQA, and SEQA are significantly better than the existing table decomposition-based models, while the larger p-val on WTQ is due to the small test set size.

Effectiveness in Table Decomposition As shown in Figure 4, our *Table Decomposer* effectively reduces the input table length by 69.8%,

Model	Accuracy (%)			
	♠WTQ	♠HybQA	SLQA	SEQA
TAPEX	<u>30.86</u>	<u>6.46</u>	17.09	<u>10.63</u>
TAPEX + LLM Decomposer	25.93	5.89	<u>17.66</u>	8.28
TABSD + TAPEX	39.51	11.60	40.27	42.60
Δ	+28.03	+79.57	+128.03	+300.75

Table 3: Results on using TAPEX as the Answer Generator backbone.

Model	Accuracy (%)			
	♠WTQ	♠HybQA	SLQA	SEQA
SG SQL execution	23.46	0.42	12.61	26.04
TABSD-w/o-SG+TD	48.15	30.95	57.75	64.50
TABSD-w/o-SV	58.02	28.40	69.01	74.56
TABSD	59.26	31.83	71.17	76.33

Table 4: Ablation study results. SG denotes the SQL Generator; TD denotes the Table Decomposer; SV denotes the SQL Verifier.

48.5%, 84.0%, and 91.4% on the four datasets, respectively. This substantial reduction minimizes the prompt length for the *Answer Generator*, enabling the model to focus more effectively on important data while enhancing processing efficiency.

Model Generalizability To evaluate the generalization capability of TABSD, we replace the GPT-4o mini backbone with TAPEX. We compare TABSD using TAPEX as the Answer Generator with the original TAPEX model, plus TAPEX combined with an LLM for table decomposition. The results in Table 3 shows that our Table Decomposer consistently outperforms using an LLM for table decomposition (see prompt in Appendix D). Moreover, our method can also be integrated with and strengthen existing PLM-based solutions.

We also conducted an experiment using the entire WTQ dataset including questions for both small and large tables to further assess our TABSD’s generalizability. The results (in Appendix D) verifies that TABSD enhances the accuracy of its backbone model (GPT-4o mini) by 25.67% on WTQ overall.

Ablation Study We run an ablation study with three model variants: (1) **SG SQL execution**: Directly executing SQL queries generated by the SQL Generator; (2) **TABSD-w/o-SG+TD**: TABSD without both SQL Generator and Table Decomposer, i.e., only using the Answer Generator; (3) **TABSD-w/o-SV**: TABSD without the SQL Verifier.

As shown in Table 4, directly executing the generated SQL queries results in substantial accuracy drops, because the SQL queries struggle to handle free-form tables. However, the SQL queries still capture structural information, which is valuable for table decomposition. Meanwhile, using only the Answer Generator also leads to accuracy drops, since LLMs struggle with large tables with noisy data. SQL Verifier helps to improve the quality of generated SQL queries and thus improves the overall model accuracy.

Error Analysis We conduct an error analysis on SQL execution failures. When executing the generated SQL queries, the execution error rates are 64.2%, 88.7%, 70.6%, and 61.5% for WTQ, HybQA, SLQA, and SEQA, respectively, further confirming that NL2SQL-based solutions struggle on these datasets. See Appendix E for detailed results.

For the SQL Verifier, the acceptance rates (i.e., cases where S_{RAW} is accepted as S) are 71.6%, 54.3%, 77.1%, and 78.7%, respectively. The lower acceptance rate for HybQA (54.3%) suggests that SQL generation struggles more with the hybrid table-text format, requiring frequent refinement.

Case Study We include two TableQA examples that fail existing table decomposition models, while TABSD successfully answers those questions (detailed in Appendix F).

7 Conclusions

We proposed TABSD, a TableQA model for large free-form tables. TABSD utilizes an LLM (SQL Generator) to generate an SQL query for each input question, exploiting SQL to capture the table structure information, especially for complex and large tables, while avoiding the limitations in directly executing SQL queries to obtain answers. To further enhance the SQL quality, we introduce the SQL Verifier. For table decomposition, we adopt a rule-based Table Decomposer, which achieves higher accuracy and efficiency compared to LLM-based decomposition approaches. We evaluate the performance of TABSD on two public datasets WTQ and HybQA, and two datasets that we constructed, SLQA and SEQA. The results show that TABSD outperforms the best competitors in terms of accuracy by 23.07%, 2.84%, 23.24% and 9.32%, respectively.

Limitations

There are two main limitations: (1) Although our rule-based Table Decomposer is more accurate and efficient compared with the existing table decomposition methods, there may still be a few corner cases that our rules cannot fully cover. Strategies to automatically learn and update the rules to adapt to dynamic scenarios would be an interesting future work; (2) Our multi-stage model implies a more complex model design compared with end-to-end models. Further refining the design to achieve an end-to-end pipeline with little sacrifice on accuracy would be another direction to explore.

Ethics Statement

This work involves generating new question-answer pairs and extended tabular content, adhering to ethical considerations and privacy standards.

Our work utilizes the following datasets:

- WikiTableQuestions and HybridQA are used under the *Creative Commons Attribution 4.0 International License (CC BY 4.0)*.
- SLQA and SEQA datasets originate from the Spider dataset (*CC BY-SA 4.0* license) and are shared under the same terms to ensure continuity.

Privacy and Ethical Considerations The dataset creation process does not involve the collection, processing, or storage of personal or any other sensitive information. Additionally:

- No human subjects were involved, and no user-generated content requiring consent was utilized.
- The data sources used are publicly available and licensed for reuse under open-access terms.
- The use of LLMs to generate new data strictly follows ethical AI principles, ensuring that no copyrighted or proprietary data is incorporated.
- Any potential biases in the generated content have been considered, and efforts have been made to maintain fairness and representativeness in the dataset.

By adhering to these principles, we ensure that our work aligns with ethical research practices and respects data usage policies. Additionally, all code used in our work will be made publicly available.

References

Junwei Bao, Duyu Tang, Nan Duan, Zhao Yan, Yuanhua Lv, Ming Zhou, and Tiejun Zhao. 2018. Table-to-text: Describing table region with natural language. In *AAAI*, pages 5020–5027.

Michael J Cafarella, Alon Halevy, Daisy Zhe Wang, Eugene Wu, and Yang Zhang. 2008. WebTables: Exploring the power of tables on the web. *Proceedings of the VLDB Endowment*, 1(1):538–549.

Wenhu Chen, Hongmin Wang, Jianshu Chen, Yunkai Zhang, Hong Wang, Shiyang Li, Xiyu Zhou, and William Yang Wang. 2020a. Tabfact: A large-scale dataset for table-based fact verification. In *ICLR*.

Wenhu Chen, Hanwen Zha, Zhiyu Chen, Wenhan Xiong, Hong Wang, and William Yang Wang. 2020b. Hybridqa: A dataset of multi-hop question answering over tabular and textual data. In *EMNLP*, pages 1026–1036.

Zhoujun Cheng, Tianbao Xie, Peng Shi, Chengzu Li, Rahul Nadkarni, Yushi Hu, Caiming Xiong, Dragomir Radev, Mari Ostendorf, Luke Zettlemoyer, Noah A. Smith, and Tao Yu. 2023. Binding language models in symbolic languages. In *ICLR*.

Jacob Devlin, Ming-Wei Chang, Kenton Lee, and Kristina Toutanova. 2019. BERT: Pre-training of deep bidirectional transformers for language understanding. In *NAACL*, pages 4171–4186.

Qingxiu Dong, Lei Li, Damai Dai, Ce Zheng, Jingyuan Ma, Rui Li, Heming Xia, Jingjing Xu, Zhiyong Wu, Baobao Chang, Xu Sun, and Zhifang Sui. 2024. A survey on in-context learning. In *EMNLP*, pages 1107–1128.

Jonathan Herzig, Pawel Krzysztof Nowak, Thomas Müller, Francesco Piccinno, and Julian Eisenschlos. 2020. TaPas: Weakly supervised table parsing via pre-training. In *ACL*, pages 4320–4333.

Zhengbao Jiang, Yi Mao, Pengcheng He, Graham Neubig, and Weizhu Chen. 2022. OmniTab: Pretraining with natural and synthetic data for few-shot table-based question answering. In *NAACL*, pages 932–942.

Younghun Lee, Sungchul Kim, Ryan A Rossi, Tong Yu, and Xiang Chen. 2024. Learning to reduce: Towards improving performance of large language models on structured data. *ICML Workshop*.

Mike Lewis, Yinhan Liu, Naman Goyal, Marjan Ghazvininejad, Abdelrahman Mohamed, Omer Levy, Veselin Stoyanov, and Luke Zettlemoyer. 2020. BART: Denoising sequence-to-sequence pre-training for natural language generation, translation, and comprehension. In *ACL*, pages 7871–7880.

Qian Liu, Bei Chen, Jiaqi Guo, Morteza Ziyadi, Zeqi Lin, Weizhu Chen, and Jian-Guang Lou. 2022. TAPEX: Table pre-training via learning a neural SQL executor. In *ICLR*.

Tianyang Liu, Fei Wang, and Muhao Chen. 2024. Rethinking tabular data understanding with large language models. In *NAACL*, pages 450–482.

- Linyong Nan, Chiachun Hsieh, Ziming Mao, Xi Victoria Lin, Neha Verma, Rui Zhang, Wojciech Kryscinski, Hailey Schoelkopf, Riley Kong, Xiangru Tang, Mutethia Mutuma, Ben Rosand, Isabel Trindade, Renusree Bandaru, Jacob Cunningham, Caiming Xiong, and Dragomir R. Radev. 2022. FeTaQA: Free-form table question answering. *Transactions of the Association for Computational Linguistics*, 10:35–49.
- Ansong Ni, Sridi Iyer, Dragomir Radev, Veselin Stoyanov, Wen-tau Yih, Sida Wang, and Xi Victoria Lin. 2023. LEVER: Learning to verify language-to-code generation with execution. In *ICML*, pages 26106–26128.
- OpenAI. 2024. GPT-4o mini. <https://platform.openai.com/docs/models/#gpt-4o-mini>.
- Panupong Pasupat and Percy Liang. 2015. Compositional semantic parsing on semi-structured tables. In *ACL/IJCNLP*, pages 1470–1480.
- Sohan Patnaik, Heril Changwal, Milan Aggarwal, Sumit Bhatia, Yaman Kumar, and Balaji Krishnamurthy. 2024. CABINET: Content relevance-based noise reduction for table question answering. In *ICLR*.
- Mohammadreza Pourreza and Davood Rafiei. 2023. DIN-SQL: Decomposed in-context learning of text-to-SQL with self-correction. In *NeurIPS*, pages 359–371.
- Shraman Pramanick, Rama Chellappa, and Subhashini Venugopalan. 2024. SPIQA: A dataset for multi-modal question answering on scientific papers. In *NeurIPS*.
- Tianze Shi, Chen Zhao, Jordan L. Boyd-Graber, Hal Daumé III, and Lillian Lee. 2020. On the potential of lexico-logical alignments for semantic parsing to SQL queries. In *EMNLP*, pages 1849–1864.
- Karan Singhal, Tao Tu, Juraj Gottweis, Rory Sayres, Ellery Wulczyn, Mohamed Amin, Le Hou, Kevin Clark, Stephen R Pfohl, Heather Cole-Lewis, et al. 2025. Toward expert-level medical question answering with large language models. *Nature Medicine*.
- Kaitao Song, Xu Tan, Tao Qin, Jianfeng Lu, and Tie-Yan Liu. 2020. MPNet: Masked and permuted pre-training for language understanding. In *NeurIPS*, pages 16857–16867.
- Ashish Vaswani, Noam Shazeer, Niki Parmar, Jakob Uszkoreit, Llion Jones, Aidan N Gomez, Łukasz Kaiser, and Illia Polosukhin. 2017. Attention is all you need. In *NeurIPS*, pages 5998–6008.
- Yuxiang Wang, Jianzhong Qi, and Junhao Gan. 2024a. Accurate and regret-aware numerical problem solver for tabular question answering. *arXiv:2410.12846*.
- Zhiruo Wang, Haoyu Dong, Ran Jia, Jia Li, Zhiyi Fu, Shi Han, and Dongmei Zhang. 2021. TUTA: Tree-based transformers for generally structured table pre-training. In *KDD*, pages 1780–1790.
- Zilong Wang, Hao Zhang, Chun-Liang Li, Julian Martin Eisenschlos, Vincent Perot, Zifeng Wang, Lesly Miculicich, Yasuhisa Fujii, Jingbo Shang, Chen-Yu Lee, and Tomas Pfister. 2024b. Chain-of-table: Evolving tables in the reasoning chain for table understanding. In *ICLR*.
- Jason Wei, Xuezhi Wang, Dale Schuurmans, Maarten Bosma, Fei Xia, Ed Chi, Quoc V Le, and Denny Zhou. 2022. Chain-of-thought prompting elicits reasoning in large language models. In *NeurIPS*, pages 24824–24837.
- Yunhu Ye, Binyuan Hui, Min Yang, Binhua Li, Fei Huang, and Yongbin Li. 2023. Large language models are versatile decomposers: Decomposing evidence and questions for table-based reasoning. In *SIGIR*, pages 174–184.
- Pengcheng Yin, Graham Neubig, Wen-tau Yih, and Sebastian Riedel. 2020. TaBERT: Pretraining for joint understanding of textual and tabular data. In *ACL*, pages 8413–8426.
- Tao Yu, Rui Zhang, Kai Yang, Michihiro Yasunaga, Dongxu Wang, Zifan Li, James Ma, Irene Li, Qingning Yao, Shanelle Roman, Zilin Zhang, and Dragomir Radev. 2018. Spider: A large-scale human-labeled dataset for complex and cross-domain semantic parsing and text-to-SQL task. In *EMNLP*, pages 3911–3921.
- Elias Zavitsanos, Dimitris Mavroeidis, Eirini Spyropoulou, Manos Fergadiotis, and Georgios Paliouras. 2024. ENTRANT: A large financial dataset for table understanding. *Scientific Data*, 11(1):876.
- Haowei Zhang, Shengyun Si, Yilun Zhao, Lujing Xie, Zhijian Xu, Lyuhao Chen, Linyong Nan, Pengcheng Wang, Xiangru Tang, and Arman Cohan. 2024a. OpenT2T: An open-source toolkit for table-to-text generation. In *EMNLP*, pages 259–269.
- Siyue Zhang, Anh Tuan Luu, and Chen Zhao. 2024b. SynTQA: Synergistic table-based question answering via mixture of Text-to-SQL and E2E TQA. In *EMNLP*, pages 2352–2364.
- Victor Zhong, Caiming Xiong, and Richard Socher. 2017. Seq2SQL: Generating structured queries from natural language using reinforcement learning. *arXiv:1709.00103*.

A Prompts for modules in TABSD

The prompts used by our SQL Generator, SQL Verifier, SQL re-generation, and Answer Generator are shown in Figure 5, 6, 7, 8, respectively.

```
/* Some example questions and corresponding SQL queries
are provided based on similar problems: */
Answer the following: [P1]
[S1]

Answer the following: [P2]
[S2]

Answer the following: [P3]
[S3]

Answer the following: [P4]
[S4]

Answer the following: [P5]
[S5]

The target questions: [P]
Table columns: [Columns]
The corresponding SQL:
Note:
- Do not add any explanation after the SQL.
```

Figure 5: The prompt used for the SQL Generator.

```
Please determine whether the sub-table is
sufficient to answer the given question.

The question is: [Question]

Sub-table Columns: [Columns]

Sub-table Content: [TAB_CONTENT]

Notes:
- Complete table contains the following
columns: [ORG_COLS]
- Give me the answer in format "Final Answer:
True / False" form (should be either True or
False, without any explanation)
```

Figure 6: The prompt used for the SQL Verifier.

B Additional Details of the Table Decomposer

The regular expressions used by our Table Decomposer to extract the column names, conditions, and values are shown in Table 5. The corresponding relationships between parsed SQL queries and Python DataFrame operations used by the Table Decomposer are shown in Table 6.

Please refine the given SQL according to the question and the table schema.

The SQL is: [SQL]

The table header: [Header]

The table content: [TAB_CONTENT]

The question is: [Question]

Notes:

- The current SQL query can not solve the problem well. Please optimize it and return the optimized SQL directly.

Figure 7: The prompt used for SQL re-generation.

Please answer the question according to the given table.

The header is: [Columns]

The table content: [TAB_CONTENT]

The question is: [Question]

Notes:

- Give me the answer in format "Final Answer: AnswerName1, AnswerName2..." form (should be a number or entity names, as short as possible, without any explanation)

Figure 8: The prompt used for the Answer Generator.

C Additional Details on Dataset Construction

We propose both a QA pair generation method and a table expansion method to construct our LLM-augmented large free-form table datasets. For the QA pair generation, the statistics of our LLM-generated QA pairs are explained in Figure 9. Particularly, for the “Answer Error” cases, where the generated questions are valid while the answers are incorrect, we manually correct the answers according to the tables, to obtain more pairs in the final datasets. For the “Invalid Question” cases, we remove the questions and their corresponding answers.

The prompt used to expand a small table into a larger one is shown in Figure 10, while The prompts used to generate QA pairs are shown in

Purpose	Regular expressions
Column name filters	1: <code>select\s+(.?)\s+from</code>
	2: <code>([\w\s\(\)]+)\s*(= like not like in not in > < <> >= <= != between is null is not null)</code>
Condition & value filters	1: <code>where\s+(.?)</code>
	2: <code>\(\s*select.*?where\s+(.?)\s*\)</code>
	3: <code>(\w+)\s*(= != <> > < >= <= like not like in not in between is null is not null)\s*('?[\w\s\-%]+?')</code>
	4: <code>(?: (where having)\s+(.?))?(?: \s*group by\s+([\w, \s]+))?(?: \s*limit\s+(\d+))?</code>

Table 5: Regular expressions used to parse SQL queries.

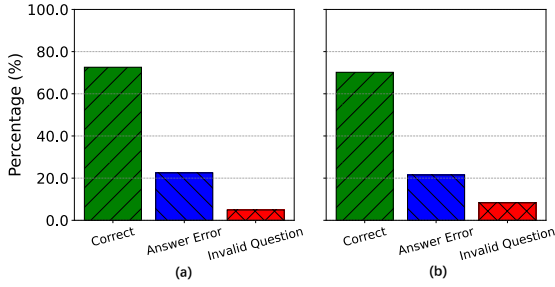


Figure 9: Error analysis for our QA pair generation process with an LLM: (a) Results for the SLQA dataset; (b) Results for the SEQA dataset. “Correct” means that the QA pairs are correct. “Answer Error” means that the generated questions are valid but the answers are incorrect. “Invalid Question” means that the questions themselves are invalid.

Please use the synthesized data to expand the existing table and increase its rows and columns.	
Table Header:	[HEADER]
Table Content:	[TAB]
Notes:	
-Directly returns the new table.	
-Make sure there are no duplicate rows and columns.	

Figure 10: The prompt used for table expansion.

Figure 11.

D Additional Experiments

We also conduct an additional experiment on the entire WTQ dataset (including both small and large tables) to showcase our TABSD’s general applicability. The results, presented in Table 7, show that TABSD outperforms all the competitors using NL-to-SQL based, PLM-based, and LLM-based approaches, indicating TABSD’s general applicability

over tables of different sizes.

In Table 4 earlier, we compared the Table Decomposer with an LLM-based table decomposition method. Here, we show the prompt used for the method in Figure 13.

E Error Analysis

Figure 12 presents the statistics of SQL execution errors when directly using the SQL Generator’s outputs to obtain answers. *BinderException*, which occurs when the query references invalid tables, columns, aliases, or incorrect conditions, is the most common SQL execution error. It is followed by *IndexError*, which happens at runtime due to out-of-bounds index access. The dominance of *BinderException* suggests schema or condition errors, while *IndexError* indicates issues with index-based operations.

On different datasets, the distributions of errors vary. This is because different datasets have various table size distribution (see Table 1), reflected in the number of rows and columns, and the complexity of the contents in each cell, e.g., the presence of lengthy descriptive texts in HybQA.

In addition to SQL execution errors, we analyze errors in the full model, particularly in Table Decomposition and Answer Generation stages. Since Table Decomposition quality directly impacts final accuracy, incorrect selection or filtering of rows/columns can lead to missing or misleading information. Even when decomposition is precise, errors may still arise due to LLM reasoning limitations, such as challenges in numerical operations, multi-hop reasoning, or handling ambiguous queries. This highlights the need for both robust decomposition methods and improved LLM reasoning capabilities to enhance overall TableQA performance.

	SQL	DataFrame	Examples
Comparison	=	==	df[df['age'] == 30]
	!= or <>	!=	df[df['age'] != 30]
	>	>	df[df['salary'] > 5000]
	<	<	df[df['salary'] < 5000]
	>=	>=	df[df['rating'] >= 4.5]
	<=	<=	df[df['rating'] <= 4.5]
Logic	AND	&	df[(df['age'] > 25) & (df['salary'] > 500)]
	OR		df[(df['age'] > 25) (df['salary'] > 500)]
	NOT	~	df[~(df['active'] == 1)]
Range	BETWEEN AND	>= x & <= y	df[(df['age'] >= 20) & (df['age'] <= 30)]
	IN	isin	df[df['city'].isin(['New York', 'Los Angeles'])]
	NOT IN	~.isin	df[~df['city'].isin(['New York', 'Los Angeles'])]
NULL	IS NULL	isna	df[df['phone'].isna()]
	IS NOT NULL	notna	df[df['phone'].notna()]
Matching	LIKE	startswith	df[df['name'].str.startswith('A')]
		contains	df[df['name'].str.contains('A')]
		endswith	df[df['email'].str.endswith('A')]
	NOT LIKE	~.contains	df[~df['name'].str.contains('A')]
Sorting	ORDER BY	sort_values	df.sort_values('age', ascending=True/False)
Grouping	GROUP BY	groupby	df.groupby('column')
	HAVING	filter	df.groupby().filter(lambda x: len(x) > x)
Aggregation	SUM	sum	df['salary'].sum()
	AVG	mean	df['salary'].mean()
	COUNT	count	df['salary'].count()
	MIN	min	df['salary'].min()
	MAX	max	df['salary'].max()
LIMIT	LIMIT	head	df.head(10)
	OFFSET LIMIT	iloc	df.iloc[5:15]

Table 6: The corresponding relationships between Python DataFrame operations and SQL queries.

Model		Accuracy (%)
NL-to-SQL-based	DIN-SQL	53.11
PLM-based	TAPAS-Large	48.80
	TAPEX-Large	57.50
	OmniTab-Large	61.21
LLM-based	End2End GPT-3.5 Turbo	50.64
	End2End GPT-4o mini	50.87
	Binder	62.85
Ours	TABSD	63.93

Table 7: Results on the entire WTQ dataset.

F Case Study

We show two examples in Figure 14 where our TABSD successfully finds the question answers, while existing table decomposition-based models (CABINET and DATER) fail. CABINET fails to accurately identify and assign higher weights to the cells containing the answer when handling large tables, while DATER may remove the answer filed during the table decomposition process.

Use the given table as an evidence.

Table Header: [HEADER]

Table Content: [TAB]

Task: Randomly select one cell in the table as the answer and generate a question which can produce the answer. Return both the question and answer. Repeat this process for 10 times and return me with 10 QA pairs.

Notes:

- Directly returns questions in format "Q: question_content; A: answer_content" (without any explanation).
- Try to make the question diverse.
- Keep answers as concise as possible and only contain entities.

(a) Cell-based approach

Use the given table as an evidence.

Table Header: [HEADER]

Table Content: [TAB]

Selected Row: [ROW]

Task: Please use selected row above to generate one question using the information within this row. Return the question and its answer. Repeat this process 4 times.

Notes:

- Directly returns questions in format "Q: question_content; A: answer_content" (without any explanation).
- Try to make the question diverse.
- Do not include "selected row/given data" in questions, as the selected columns are not known to the person answering the question.
- Keep answers as concise as possible and only contain entities.

(b) Row-based approach

Use the given table as an evidence.

Table Header: [HEADER]

Table Content: [TAB]

Selected Column: [COL]

Task: Please use selected column above to generate one question using the information within this column. Return the question and its answer. Repeat this process 4 times.

Notes:

- Directly returns questions in format "Q: question_content; A: answer_content" (without any explanation).
- Try to make the question diverse.
- Do not include "selected column/given data" in questions, as the selected columns are not known to the person answering the question.
- Keep answers as concise as possible and only contain entities.

(c) Column-based approach

Use the given table as an evidence.

Table Header: [HEADER]

Table Content: [TAB]

Sub-table: [SUB]

Task: Please use sub-table above to generate one question using the information within this sub-table. Return the question and its answer. Repeat this process 4 times.

Notes:

- Directly returns questions in format "Q: question_content; A: answer_content" (without any explanation).
- Try to make the question diverse.
- Do not include "sub-table/given data" in questions, as the sub-table is not known to the person answering the question.
- Keep answers as concise as possible and only contain entities.

(d) Sub-table-based approach

Figure 11: The prompts used for QA pair generation.

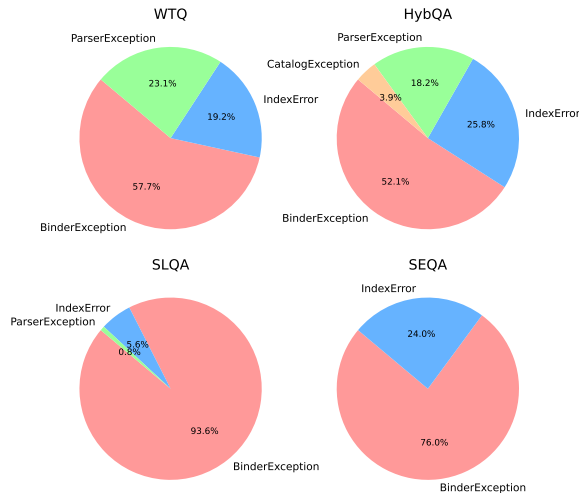


Figure 12: Statistics for the SQL execution errors.

Please return the row and column indices of the given table that contains the information to answer the question.

Table header: [Header]

Table content: [Table]

Question: [Q]

Notes:

- Include all the information regarding the question, not just the answer.
- Directly return the row indices in one list and return the column indices in another list (without any explanation).

Figure 13: The prompt for the LLM table decomposer.

Table:	
Name Location Date established Area Description	
Acadia Maine\\n44°21'N 68°13'W\\uff / \\uff44.35°N 68.21°W February 26, 1919 47,389.67 acres (191.8\\xa0km2) Covering most of Mount Desert Island and other coastal islands, Acadia features the tallest mountain on the Atlantic coast of the United States, granite peaks, ocean shoreline, woodlands, and lakes. There are freshwater, estuary, forest, and intertidal habitats.	
... 	
Question:	
which us state is home to the greatest number of national parks?	
CABINET Answer	Utah ✗
DATER Answer	59 ✗
TabSD Answer	California ✓

(a)

Table:	
Name Character Unicode code point (decimal)	
Standard DTD Old ISO subset Description	
... 	
diams ◆ U+2666 (9830) HTML 4.0 HTMLsymbol ISOpub	
black diamond suit	
Question:	
what is the last symbol listed?	
CABINET Answer	sup ✗
DATER Answer	thorn ✗
TabSD Answer	diams ✓

(b)

Figure 14: Two TableQA questions that TABSD answers correctly, while existing table decomposition-based models fail.