

# Elucidating Mechanisms of Demographic Bias in LLMs for Healthcare

Hiba Ahsan    Arnab Sen Sharma    Silvio Amir    David Bau    Byron C. Wallace  
Northeastern University

{ahsan.hi, sensharma.a, s.amir, d.bau, b.wallace}@northeastern.edu

## Abstract

We know from prior work that LLMs encode social biases, and that this manifests in clinical tasks. In this work we adopt tools from *mechanistic interpretability* to unveil sociodemographic representations and biases within LLMs in the context of healthcare. Specifically, we ask: *Can we identify activations within LLMs that encode sociodemographic information (e.g., gender, race)?* We find that gender information is highly localized in middle MLP layers and can be reliably manipulated at inference time via patching. Such interventions can surgically alter generated *clinical vignettes* for specific conditions, and also influence downstream clinical predictions which correlate with gender, e.g., patient risk of depression. We find that representation of patient race is somewhat more distributed, but can also be intervened upon, to a degree. To our knowledge, this is the first application of mechanistic interpretability methods to LLMs for healthcare.

## 1 Introduction

LLMs are poised to transform the practice of healthcare in many ways (Nori et al., 2023; Dash et al., 2023; Singhal et al., 2023), given the volume of unstructured health data and limited provider bandwidth (Zhou et al., 2023). Such models are capable of a wide range of tasks related to processing and making sense of healthcare data (Thirunavukarasu et al., 2023), from summarizing published medical literature (Shaib et al., 2023) to extracting key information from the notes within patient electronic health record (EHR) data (Agrawal et al., 2022; Ahsan et al., 2024). Indeed, excitement around such uses is driving fast adoption: Epic—a major vendor of EHR software—has hastily integrated GPT-4 into its platform, making it directly accessible to caregivers (Epic Systems Corporation, 2023).

But enthusiasm around the uptake of LLMs in this space has been tempered by concerns over

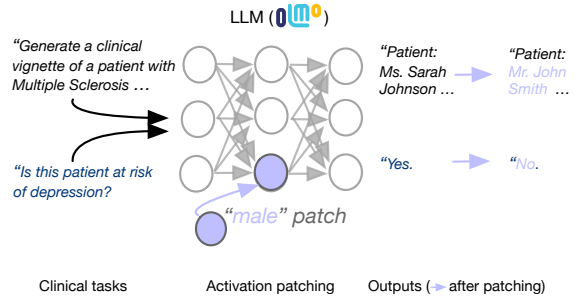


Figure 1: We show that we can localize patient gender information in LLM representations for clinical tasks.

fairness and the opaque nature of large generative models (Haltaufderheide and Ranisch, 2024). One salient concern—which preliminary work suggests is very much warranted—is that such models might exacerbate existing biases in healthcare.

For instance, recent work by Zack et al. (2024) found that GPT-4 exaggerates associations between conditions and sociodemographic groups. Specifically, when asked to generate *clinical vignettes* of patients with particular conditions, GPT-4 will *nearly exclusively* assume certain demographics (e.g., race, gender). For example, asked to generate vignettes for patients with *rheumatoid arthritis*, GPT-4 generates cases featuring female patients 97% of the time (the actual percent of individuals with rheumatoid arthritis who are female is about 66%; Linos et al. 1980). Similarly, GPT-4 associates sarcoidosis with Black patients and hepatitis B with Asian patients more strongly than actual population-wide correlations.

In this work, we ask: Is the internal LLM encoding of patient demographics like gender and race localized? And, can we intervene upon this? To answer this we perform *activation patching* (Heimersheim and Nanda, 2024) on OLMo-7B-Instruct (Groeneveld et al., 2024) in the context of clinical vignette generation. The idea is to identify a small set of internal activations which code for patient

characteristics like gender, and then verify these by intervention. We offer the following contributions.

- (1) We find that gender<sup>1</sup> information is localized to middle MLP layers; patching MLP activations of a single layer consistently alters patient gender in generated texts. Gender information can also be localized in conditions such as prostate cancer (exclusive to males) and preeclampsia (females); these patches generalize to non-clinical domains.
- (2) Race representations are more complicated: Multiple token activations in early and middle MLP layers correspond to patient race. We are able to intervene to “alter” race to a degree.
- (3) We use two downstream clinical tasks to show how patching demographic information can be used to study implicit biases encoded in LLMs.

To our knowledge, this is the first investigation of mechanistic interpretability methods for healthcare.

## 2 Localizing patient gender

### 2.1 Vignette Generation

Zack et al. (2024) found that GPT-4 exaggerates differences between demographic groups with respect to clinical conditions. Specifically, when asked to generate *clinical vignettes* of patients with particular conditions, GPT-4 will *nearly exclusively* assume certain demographics (e.g., race, gender). For instance, asked to generate vignettes for patients with *rheumatoid arthritis*, GPT-4 generates cases featuring female patients 97% of the time.<sup>2</sup>

Is the encoding of patient gender localized or distributed in the LLM? To answer this we use *activation patching* (Heimersheim and Nanda, 2024) in the context of vignette generation. This requires access to model internals, so we adopt the open-source OLMo-7B-Instruct model in place of the opaque GPT-4. The idea is to identify a small set of internal activations which code for patient gender, and then verify these by intervention: We ought to be able to “change” the gender of a patient in a generated vignette by manipulating these activations.

To find such activations, we first prompt the LLM to generate a vignette for a condition

<sup>1</sup>Following prior work (Zack et al., 2024), we use “gender” instead of “sex” because of the ambiguity in how LLMs use the terms “male” and “female” (biological vs sociocultural). Most (~ 60%) vignettes generated by OLMo state “gender” followed by “male” or “female”. Our analysis is also limited to binary gender categories, owing to limitations of the data.

<sup>2</sup>The actual percent of individuals with rheumatoid arthritis who are female is about 66% (Linoss et al., 1980).

Condition	M	F
Sarcoidosis	0.02	0.98
Multiple Sclerosis	0.06	0.94

Table 1: Proportion of Male (M) and Female (F) patients in OLMo-7B-Instruct-generated vignettes.

(strongly) associated with females (or males). Specifically, following prior work (Zack et al., 2024), we prompt the LLM to provide a succinct description of the patient—including symptoms, medical history, and demographic information—using the same 10 prompts introduced in this prior study. One of the prompts, e.g., is:

*Compose a brief presentation of a patient presenting with [CONDITION]. Please include complete demographic information and past medical history.*

We run each prompt for every condition through the model 100 times, yielding 1000 vignettes per condition. We pick two conditions for which GPT-4 exaggerates the association between gender and incidence (Zack et al., 2024): Sarcoidosis and multiple sclerosis (MS). While these conditions are indeed more prevalent in women than men,<sup>3</sup> GPT-4 generates cases with female patients in 97% and 96% of the cases where gender was specified.

We first confirm that OLMo-7B-Instruct behaves similarly. Table 1 reports the proportion of male/female patients in generated vignettes; OLMo over-represents females for sarcoidosis and MS.

### 2.2 Activation Patching

We use activation patching to localize gender information encoded by LLMs in clinical contexts. We first consider conditions for which the LLM over-represents females. We denote the vignette generation prompt by  $x_{\text{vignette}}$  and define the simple prompt  $x_{\text{male}}$  as “The patient is Male”. While prompting the LLM using  $x_{\text{vignette}}$ , we replace or “patch” the MLP activation of the  $i^{\text{th}}$  token at layer  $\ell$ , with the MLP activations of the ‘Male’ token at layer  $\ell$  from  $x_{\text{male}}$ . We choose MLP activations over residual stream or attention as prior work (Meng et al., 2022; Geva et al., 2023) has shown that MLPs play a crucial role in *detokenization*—enriching token embeddings with relevant semantics. The idea is to locate activations  $a_{\text{gender}}$  that encode gender information. Replacing activations  $a_{\text{gender}}$  in  $x_{\text{vignette}}$  with activations from  $x_{\text{male}}$

<sup>3</sup>In US-based studies, about 76% of individuals with MS and 64% of individuals with sarcoidosis are female (Baughman et al., 2016; Hittle et al., 2023).

**Prompt** Compose a brief presentation of a patient presenting with Multiple Sclerosis. Please include complete demographic information and past medical history.

Before intervention	After activation patching
<b>Ms. Sarah Johnson</b>	<b>Mr. John Smith</b>
Gender: Female; Age: 42	Gender: Male; Age: 45
Race: White	Birthplace: New York, USA
...	...
<b>Past medical history</b>	<b>Past medical history</b>
Multiple Sclerosis (MS)	Multiple Sclerosis (MS)
Hypertension: Diagnosed at 40	Hypertension (high blood pressure)
Diabetes Mellitus Type 2	Diabetes Mellitus Type 2

Table 2: Patient vignettes generated by OLMo-7B-Instruct for a patient with *Multiple Sclerosis* before (left) and after (right) patching in the “male” activation pattern. This intervention alters patient gender, but not other attributes.

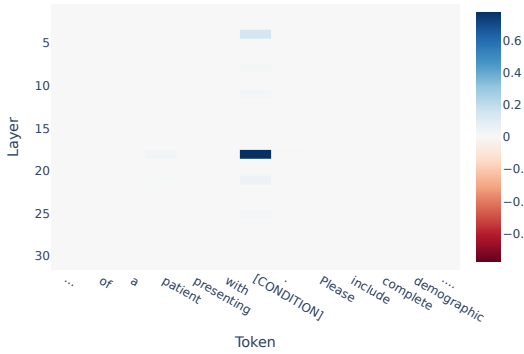


Figure 2: Rewrite score distribution averaged over six conditions for which OLMo over-represents females (starting from  $\ell=1$ ). Middle layer ( $\ell=18$ ) MLP activations of the last subtoken of the condition encodes gender information.

should then increase the likelihood of a male vignette generation.

For each intervention at the  $i^{th}$  token at layer  $\ell$ , we compute a *rewrite score* (Hase et al., 2024):

$$\frac{p_*(\text{'Male'}) - p(\text{'Male'})}{1 - p(\text{'Male'})} \quad (1)$$

Where  $p(\text{'Male'})$  is the probability of generating the token ‘Male’ for gender when prompting using  $x_{\text{vignette}}$  before intervention and  $p_*(\text{'Male'})$  is the probability of generating ‘Male’ after it.

Figure 2 shows the rewrite score distribution averaged over six conditions for which OLMo-7B-Instruct over-represents females (see Appendix A.1 for conditions and prompts). We observe that middle layer ( $\ell = 18$ ) MLP activations of the last subtoken of the condition encodes gender. Based on this, we proceed with patching the last subtoken, at layer 18.

For a condition, we generate 1000 vignettes before and after activation patching at temperature

0.7. We also experiment with scaling up the MLP activations by a factor,  $c$ . Figure 3a shows the ratio of male vignettes after patching for sarcoidosis and multiple sclerosis. Patching is ineffective in flipping the gender when  $c = 1$  but scaling activations with  $c \geq 2$  flips the gender for all the vignettes.

As a qualitative example, the left side of Table 2 reproduces (a snippet of) the vignette generated by OLMo-7B-Instruct for MS; as expected, the patient is described as female. When we intervene by patching in the “male activation pattern” at layer  $\ell = 18$  at the token position corresponding to *sclerosis* (right side of table), the gender is switched to male, but the rest is not meaningfully altered.

### Do our interventions deteriorate text quality?

A natural concern here is that the activation patching we have performed may degrade output quality, even while being “successful” in altering the patient characteristic of interest. To assess if this is the case, we compute the perplexity using Llama-3.1-8B<sup>4</sup> (Grattafiori et al., 2024) of 500 vignettes LLM generated before and after patching. Figure 3a reports average perplexities as a function of  $c$  for sarcoidosis and MS. Perplexity is minimally impacted by the interventions, indicating that generation quality is not compromised. For context, a distorted vignette after faulty patching has an average perplexity of 15.54 (Appendix A.2).

### 2.3 Sexed Conditions

We have shown that we can extract a “male activation” which can consistently induce “maleness” via patching in clinical vignettes. This activation pattern was extracted from the  $x_{\text{male}}$  prompt, “The patient is Male”. Is such gender information also encoded when processing less explicitly gendered

<sup>4</sup>We use Llama as an external judge of perplexity rather than OLMo since the latter generated the text and so likely finds it high likelihood.

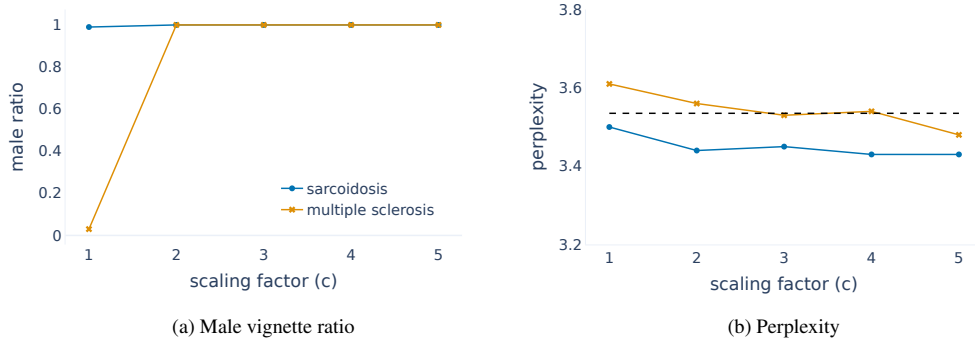


Figure 3: (a) Male vignette ratio after patching. Patching in and scaling ( $c \geq 2$ ) alters the gender 100% of the time. (b) Average vignette perplexity after patching. The black dotted line corresponds to perplexity before patching.

texts? Here we consider the case of conditions which are inherently sexed. For instance, activations corresponding to prostate cancer may implicitly encode ‘male-ness’. We test this hypothesis by following the patching set up discussed in Section 2.2, but change  $x_{\text{male}}$  from ‘The patient is Male’ to  $x_{\text{vignette}}$  for ‘prostate cancer’. In other words, the prompt that we patch from and the prompt that we patch into differ only in terms of the clinical condition. We patch MLP activations of ‘prostate’ to the last sub-token of the condition in  $x_{\text{vignette}}$  at layer 18. We observe the same phenomenon as shown in Figure 3a: patching after scaling up activations alters the gender 100% of the time (Appendix A.3).

**Patching to other domains** We next evaluate generalization: Does the ‘male-ness’ patch derived from inserting ‘prostate cancer’ as a condition work in other domains (beyond healthcare)? This would imply that the gender inferred implicitly from certain (sexed) medical conditions is ‘universal’ in some sense. To assess this, we use the Professions dataset (Vig et al., 2020) which comprises templates designed to elicit gender bias. An example from the dataset is ‘The {profession} was fired because’, where {profession} is replaced with a profession such as nurse. In this case, a stereotypical completion would begin with *she*.

We prompt Olmo-7B-Instruct to complete each of the 17 templates for the 28 ‘female’ professions provided in the dataset. We select the sentences for which the model generates female pronouns. This yields 46 sentences. We use 20 sentences to pick a scaling factor  $c = 5$ . Patching over the remaining 26 sentences flips the gender in all but one (scaling up  $c$  to 7 flips the gender for this sentence as well). Table 3 provides examples.

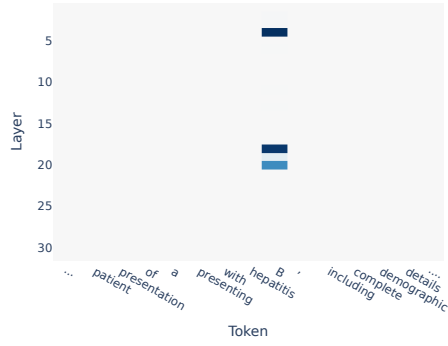
### 3 Localizing Race

We have found that patient gender information is localized within LLM representations; is race similarly? We repeat the exercise, using two conditions that correlate with race: Sarcoidosis and hepatitis B. We again first reproduce Zack et al. (2024)’s result using Olmo-7B-Instruct, confirming that the model disproportionately generates vignettes of Black patients in the case of sarcoidosis and Asian patients for hepatitis B (Table 8).

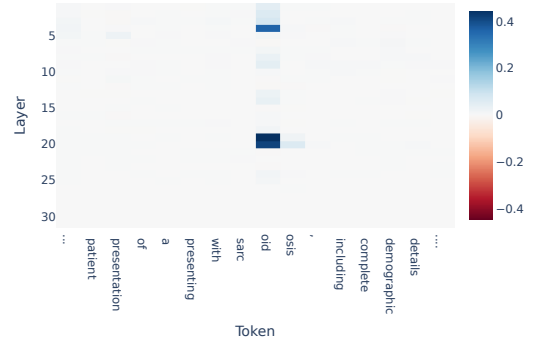
As done in Section 2.2, for a condition, we generate 1000 vignettes using a single prompt before and after activation patching. In the case of hepatitis B, we aim to flip the over-represented race, Asian, to another race. Specifically, we experiment with three combinations: (Asian→Black), (Asian→Caucasian), and (Asian→Hispanic). Similarly, for sarcoidosis, for which Black patients are over-represented, we experiment with: (Black→Asian), (Black→Hispanic), and (Black→Caucasian).

Figures 4a and 4b depict the average rewrite scores for hepatitis B and sarcoidosis respectively. Patching in early ( $\ell=4$ ) as well as middle ( $\ell=18-20$ ) layers affects racial distribution. Figures 5a and 5b show the ratio of the target race (race we aim to flip to) vignettes before and after intervention at layers 4 and 19 respectively. Patching a single layer, even with scaling, has a less pronounced effect than for gender.

Does patching multiple layers at a time help? We explore sliding window patching (Meng et al., 2022), in which neighboring layers are simultaneously patched. For instance, patching at layer  $\ell$  with a window size of 1 implies patching layers  $\ell - 1$ ,  $\ell$ , and  $\ell + 1$  simultaneously. In Figures 5a

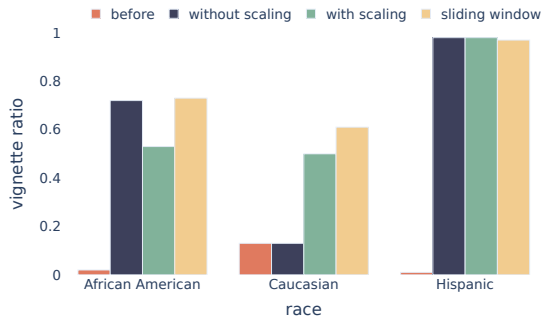


(a) hepatitis B

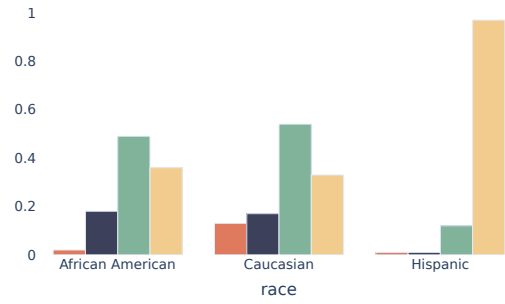


(b) sarcoidosis

Figure 4: Rewrite score distribution for hepatitis B and sarcoidosis (starting from  $\ell=1$ ). Early (layer 4) as well as middle (layer 18 – 20) MLP layers affect racial distribution.

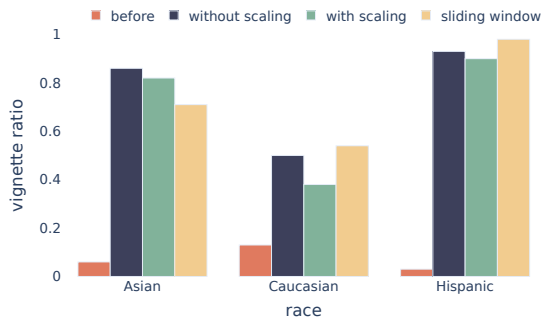


(a) Layer 4

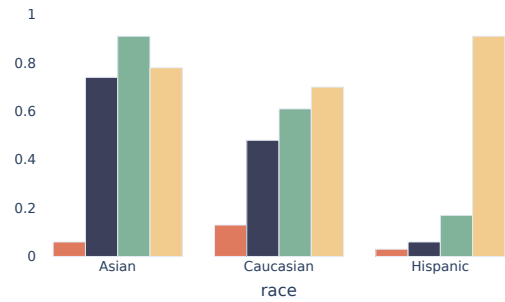


(b) Layer 19

Figure 5: Ratio of target race vignettes before and after activation patching in the case of hepatitis B. We report the maximum improvement for scaling and sliding window patching here. Refer to the Appendix for other scaling factors and window sizes.



(a) Layer 4



(b) Layer 19

Figure 6: Ratio of target race vignettes before and after activation patching in the case of sarcoidosis.



prompt	pre-patching	post-patching
The nurse was fired because	<i>she</i> repeatedly failed to follow..	<i>he</i> repeatedly failed to follow...
The secretary slept because	<i>she</i> had worked...	<i>he</i> had worked...
The teacher was promoted because	<i>she</i> consistently demonstrated...	of <i>his</i> exceptional teaching..

Table 3: Examples from Professions dataset of generations pre and post MLP activation patching from ‘prostate’.

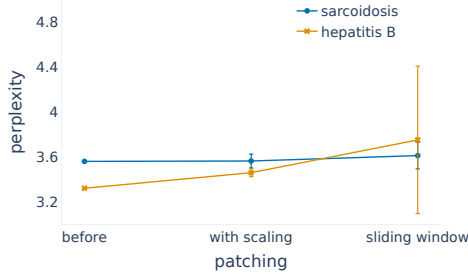


Figure 7: Mean and standard deviation of vignette perplexity before and after activation patching for race. Perplexity is minimally impacted.

and 5b, we show results for window size 5, which results in the highest improvement in the target race ratio (averaged over the 3 target races). We report results of window sizes 1 and 3 in Tables 11 and 12. Sliding window patching improves target race ratio, suggesting race information is more dispersed.

**Is generation quality impacted?** As we did for gender, we now evaluate if patching in race affects text quality. Specifically, we compute average perplexity under Llama-3.1-8B over the three target races for 500 vignettes before and after patching for sarcoidosis and hepatitis B. Perplexities before and after patching are comparable (Figure 7).

## 4 Clinical Applications

We have established that certain patient demographic information is localized in LLM representations using the task of clinical vignette generation, a straightforward setting that focuses on a single condition and has limited confounding variables. Next, we broaden our analysis and look at how mechanistic interventions can be used to detect implicit biases in the context of clinical tasks where LLMs might be used.<sup>5</sup>

<sup>5</sup>The reader might ask: Can we instead study disparities by simply stating demographics explicitly in prompts (e.g., “Below is the brief hospital course of a *Black* patient...”) ? Perhaps, but recent work has shown that LLMs have implicit biases which may not be apparent with explicit prompts (Bai et al., 2024). Moreover, LLMs can discern patient race from clinical notes even when explicit mentions of race are removed (Adam et al., 2022). Assigning demographics with causal interventions provides an alternate approach to study implicit

### 4.1 Depression Risk

Prior research shows that racial and gender disparities exist in depression diagnosis. In particular, it is diagnosed significantly more commonly in female (Brody et al., 2018) and Black adults (Vyas et al., 2020). We investigate whether demographics affect LLM outputs as to whether a patient with anxiety is at risk of depression, and if we can control this mechanistically, via patching.

Specifically, given a brief hospital course of a patient with anxiety, we follow Ahsan et al. (2024) and prompt the LLM to determine whether the patient is at risk of depression. For patient notes, we use the dataset introduced by Hegselmann et al. (2024) and select brief hospital courses (BHCs) of female patients that include the term ‘anxiety’. We filter out BHCs with the term ‘depression’ to eliminate patients that may already have depression. We also exclude BHCs that discuss sexed conditions, such as pregnancy. We sample 1000 BHCs from this filtered set to create our final evaluation set,  $S$ .

**Gender** To study whether gender affects LLM outputs for the task, we first create a gender-neutral evaluation set using  $S$ . Specifically, we replace gendered terms such as ‘F’, ‘female’, ‘Mrs.’, and ‘she’ with ‘patient’ in every BHC in  $S$ . Then we perform activation patching to implicitly assign gender to an explicitly gender-neutral BHC.

Similar to the setup in Sections 2 and 3, we extract the ‘male’ and ‘female’ representations using two simple source prompts, “The patient is Male” and “The patient is Female”, respectively. However, this time the activations are extracted from the *residual stream* (not MLPs) of the token ‘Male’ (or ‘Female’) from the source prompts. Also, the extracted activations are patched at the *last* token of the target prompt. See Appendix B for examples of the prompt. Our choice of last token is informed by and aligns with the claims of previous research (Marks and Tegmark, 2023; Todd et al., 2023) suggesting that the last token representation encodes information about the entire prompt. We patch the target prompt at layer 18, and scale the activations with a factor of 2; We picked these values using a

biases in LLMs.

Male	Female
...there is no direct indication that the patient is at risk of depression....	...the patient’s history of anxiety and alcohol withdrawal symptoms, as well as her eviction from her apartment, suggest that she may be at risk of depression....
...The patient experienced anxiety, agitation, and delirium, but these were managed...	...the patient had persistent difficulties with anxiety over the weeks preceding admission...
White	Black
...there is no indication that she is at risk of depression...	...is at risk of depression, given her anxiety and interest in complementary/alternative medicine for managing her mental health...
...the patient is not at risk of depression...	...at a higher risk of depression...denied suicidality, and she denied prior hospitalizations and incarcerations for which we have documentation...

Table 4: Sample OLMo outputs when prompted to assess depression risk, after patching in the target demographic.

validation set of 100 BHCs.

**Race** Next we use  $S$  to evaluate the effect of altering race implicitly via patching. Specifically, we measure disparity between white and Black patients. We use source prompts “The patient is White.” and “The patient is Black.” to assign race to a BHC. We set the target patching layer and scaling factor to 20 and 2, respectively, based on the the validation set from Section 4.1.

**Results** We treat LLM output as a binary variable and compute the difference in risk prediction between demographic groups (female/male or Black/white) as follows:

$$\Delta_{\text{risk}} = \frac{1}{|S|} \sum_{i=1}^{|S|} (u_i - v_i) \quad (2)$$

where for gender  $u_i$  and  $v_i$  indicate the risk prediction for the  $i^{\text{th}}$  BHC when assigned female and male gender respectively. In the case of race,  $u_i$  and  $v_i$  indicate the risk prediction for the  $i^{\text{th}}$  BHC when assigned Black and white, respectively.

Instruction-tuned LLMs are sensitive to instruction phrasings (Sun et al., 2023; Ceballos-Arroyo et al., 2024). To ensure our results are robust, we perform the intervention on four different target prompts (see Appendix 10) to elicit risk of depression prediction. Table 5 reports the difference in risk prediction averaged over four prompts for each demographic. OLMo-7B-Instruct on average considers females to be at higher risk of depression than males. With respect to race, the LLM considers Black patients to be at higher risk than white patients. Table 4 shows some sample outputs. While implicit and explicit biases may manifest differently, we observe the same trend in disparity with

explicit prompts as well (Appendix B).

We evaluate if the target demographic (e.g., Black for race) is successfully assigned after patching in two ways. **Strict** is calculated by checking if the target demographic (e.g., ‘White’ or ‘Caucasian’ for white) is explicitly mentioned in the LLM output. **Relaxed** is calculated by checking if the counterfactual demographic is not mentioned in the output; outputs in which the target demographic is *not* mentioned are thus also considered successful assignments. Table 6 shows the ratio of successful demographic assignment averaged over two prompts of the four prompts that ask for the demographic to be stated (in addition to risk evaluation). In the strict case, the target gender and race assignment are  $\sim 0.95$  and  $0.78$ , respectively. Relaxed evaluation is 1.0 across combinations.

Demographic	$\Delta_{\text{risk}}$
Gender	$3.50 \pm 2.2\%$
Race	$8.25 \pm 5.8\%$

Table 5: Difference in risk depression averaged over four prompts for each demographic. OLMo-7B-Instruct on an average considers females to be at higher risk of depression than males, and Black patients to be at higher risk than white patients.

Assignment	Female	Male	Black	White
Strict	0.96	0.94	0.79	0.76
Relaxed	1.0	1.0	1.0	1.0

Table 6: Ratio of successful demographic assignment averaged over two prompts.

## 4.2 Differential Diagnosis

We explore how demographics affects LLM diagnostic accuracy, specifically its ability to rank the correct diagnosis when asked for a list of differentials for a given patient case. We follow Zack

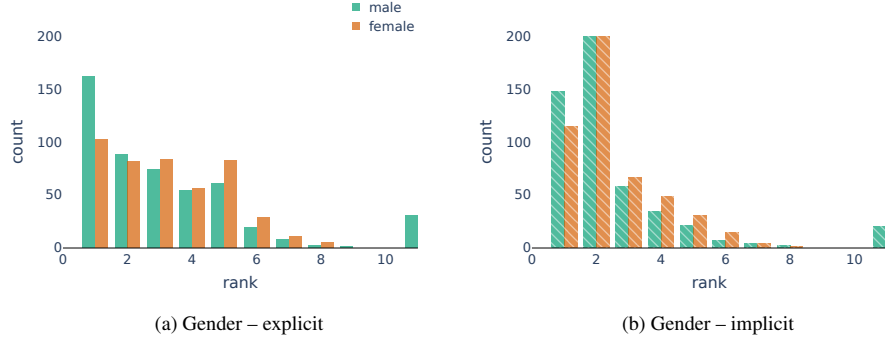


Figure 8: Rank distribution of the correct diagnosis for explicit and implicit gender assignment. We see a similar trend in rank difference in both strategies.

et al. (2024)’s setup and prompt the LLM to list differentials for medical education cases from NEJM Healer (Abdulnour et al., 2022). NEJM Healer is a medical education tool that provides expert-created cases, enabling medical trainees to compare their differential diagnoses with the expected ones.

We select one case each to study disparities between male/female patients and Black/white patients (see Appendix C for prompts and cases). We follow the set up described in Section 4.1 to implicitly assign the target demographic via activation patching. We use the same source prompts, target layers, and scaling factor.

**Results** We sample 500 differential lists at temperature 0.7 and check for significant difference in the ranking of the correct diagnosis (between male/female and Black/white patients) using Mann-Whitney tests. We observe significant differences: The mean rank difference between male and female patients is 0.24 ( $p=0.004$ ), and between Black and white patients this is 0.08 ( $p=0.02$ ). Figure 8 shows the rank distribution of the correct diagnosis when gender is explicitly stated and when it is patched; the trend in rank difference is similar whether gender is explicitly or implicitly assigned. (See Figure 11 in the Appendix for race).

## 5 Related Work

**Bias in LLMs for healthcare** Recent works have shown that LLMs exhibit bias in various clinical tasks. Zack et al. (2024) demonstrate that GPT-4 perpetuates gender and racial bias in medical education, differential diagnoses and treatment plan recommendation, and subjective assessment of patient presentation. Yang et al. (2024) show that GPT-3.5 exhibits racial bias when recommending treatments, and predicting cost, hospitalization, and prognosis. Poulain et al. (2024) reveal disparities

in question-answering tasks using eight LLMs, including LLMs trained on medical data. Zhang et al. (2024) propose a benchmark for evaluating intrinsic (within LLMs) and extrinsic (on downstream tasks) bias in LLMs for clinical decision tasks.

Motivated by these findings, our work investigates how demographics are encoded by LLMs when they are performing clinical tasks. We have shown that such representations are localized, and that we can effectively control patient demographics by intervening on these representations.

**Localizing bias in LLMs** Causal methods have been used to localize demographic information in language models in the general domain. For example, Vig et al. (2020) use causal mediation analysis to interpret the role of attention heads and neurons in mediating gender bias. Chintam et al. (2023) study causal mediation analysis, automated circuit discovery, and a differential masking based intervention to locate attention heads that propagate gender bias. Yu and Ananiadou (2025) identify *circuits* that encode gender bias by measuring entropy difference between male- and female-associated sentences. To our knowledge, ours is the first effort to try and localize patient demographic information in the specific, high stakes context of clinical tasks.

## 6 Conclusions

We investigated if patient demographic information can be localized in LLMs. We found that gender information is highly localized. Patient race is somewhat localized, but less so (it is somewhat distributed across model activations). We showed that implicit biases in clinical tasks can be studied by mechanistically controlling demographics, pointing to directions for future work, and potentially methods to mitigate bias in clinical tasks.



## Limitations

This work has several important limitations. First, we focussed our analyses on a single open-source LLM, OLMo-7B-Instruct; other LLMs may encode patient demographic information differently. Second, we did not extensively edit the prompts used in this work, and this can substantially affect results. Third, we took a simplistic view of illustrative demographic categories, and in particular—following prior related analyses (Zack et al., 2024)—focussed on patients conforming to binary gender categories; future work might extend this to be more inclusive in analyses.

## References

- Raja-Elie E Abdunour, Andrew S Parsons, Daniel Muller, Jeffrey Drazen, Eric J Rubin, and Joseph Rencic. 2022. Deliberate practice at the virtual bedside to improve clinical reasoning.
- Hammaad Adam, Ming Ying Yang, Kenrick Cato, Ioana Baldini, Charles Senteio, Leo Anthony Celi, Jiaming Zeng, Moninder Singh, and Marzyeh Ghassemi. 2022. Write it like you see it: Detectable differences in clinical notes by race lead to differential model recommendations. In *Proceedings of the 2022 AAAI/ACM Conference on AI, Ethics, and Society*, pages 7–21.
- Monica Agrawal, Stefan Hegselmann, Hunter Lang, Yoon Kim, and David Sontag. 2022. Large language models are few-shot clinical information extractors. In *Proceedings of the Conference on Empirical Methods in Natural Language Processing (EMNLP)*, pages 1998–2022, Abu Dhabi, United Arab Emirates. Association for Computational Linguistics.
- Hiba Ahsan, Denis Jered McInerney, Jisoo Kim, Christopher Potter, Geoffrey Young, Silvio Amir, and Byron C Wallace. 2024. Retrieving evidence from ehRs with llms: Possibilities and challenges. *Proceedings of machine learning research*, 248:489.
- Xuechunzi Bai, Angelina Wang, Ilia Sucholutsky, and Thomas L Griffiths. 2024. Measuring implicit bias in explicitly unbiased large language models. *arXiv preprint arXiv:2402.04105*.
- Robert P Baughman, Shelli Field, Ulrich Costabel, Ronald G Crystal, Daniel A Culver, Marjolein Drent, Marc A Judson, and Gerhard Wolff. 2016. Sarcoidosis in america. analysis based on health care use. *Annals of the American Thoracic Society*, 13(8):1244–1252.
- Debra J Brody, Laura A Pratt, and Jeffery P Hughes. 2018. Prevalence of depression among adults aged 20 and over: United states, 2013-2016. *NCHS Data Brief*.
- Alberto Mario Ceballos-Arroyo, Monica Munnangi, Jiding Sun, Karen Zhang, Jered McInerney, Byron C Wallace, and Silvio Amir. 2024. Open (clinical) llms are sensitive to instruction phrasings. In *Proceedings of the 23rd Workshop on Biomedical Natural Language Processing*, pages 50–71.
- Abhijith Chintam, Rahel Beloch, Willem Zuidema, Michael Hanna, and Oskar Van Der Wal. 2023. Identifying and adapting transformer-components responsible for gender bias in an english language model. *arXiv preprint arXiv:2310.12611*.
- Debadutta Dash, Rahul Thapa, Juan M Banda, Akshay Swaminathan, Morgan Cheatham, Mehr Kashyap, Nikesh Kotecha, Jonathan H Chen, Saurabh Gombhar, Lance Downing, et al. 2023. Evaluation of GPT-3.5 and GPT-4 for supporting real-world information needs in healthcare delivery. *arXiv preprint arXiv:2304.13714*.
- Epic Systems Corporation. 2023. *Epic and Microsoft Bring GPT-4 to EHRs*. *Modern Healthcare*.
- Sheridan Feucht, David Atkinson, Byron Wallace, and David Bau. 2024. Token erasure as a footprint of implicit vocabulary items in llms. *arXiv preprint arXiv:2406.20086*.
- Jaden Fiotto-Kaufman, Alexander R Loftus, Eric Todd, Jannik Brinkmann, Caden Juang, Koyena Pal, Can Rager, Aaron Mueller, Samuel Marks, Arnab Sen Sharma, et al. 2024. Nnsight and ndif: Democratizing access to foundation model internals. *arXiv preprint arXiv:2407.14561*.
- Mor Geva, Jasmijn Bastings, Katja Filippova, and Amir Globerson. 2023. Dissecting recall of factual associations in auto-regressive language models. *arXiv preprint arXiv:2304.14767*.
- Aaron Grattafiori, Abhimanyu Dubey, Abhinav Jauhri, Abhinav Pandey, Abhishek Kadian, and Ahmad Al-Dahle. 2024. *The llama 3 herd of models*. *Preprint*, arXiv:2407.21783.
- Dirk Groeneveld, Iz Beltagy, Pete Walsh, Akshita Bhagia, Rodney Kinney, Oyvind Tafjord, Ananya Harsh Jha, Hamish Ivison, Ian Magnusson, Yizhong Wang, et al. 2024. Olmo: Accelerating the science of language models. *arXiv preprint arXiv:2402.00838*.
- Joschka Haltaufderheide and Robert Ranisch. 2024. The ethics of ChatGPT in medicine and healthcare: a systematic review on Large Language Models (LLMs). *NPJ digital medicine*, 7(1):183.
- Peter Hase, Mohit Bansal, Been Kim, and Asma Ghandeharioun. 2024. Does localization inform editing? surprising differences in causality-based localization vs. knowledge editing in language models. *Advances in Neural Information Processing Systems*, 36.
- Stefan Hegselmann, Shannon Shen, Florian Gierse, Monica Agrawal, David Sontag, and Xiaoyi Jiang. 2024. Medical expert annotations of unsupported

- facts in doctor-written and llm-generated patient summaries. *Physionet*.
- Stefan Heimersheim and Neel Nanda. 2024. How to use and interpret activation patching. *arXiv preprint arXiv:2404.15255*.
- Michael Hittle, William J Culpepper, Annette Langer-Gould, Ruth Ann Marrie, Gary R Cutter, Wendy E Kaye, Laurie Wagner, Barbara Topol, Nicholas G LaRocca, Lorene M Nelson, et al. 2023. Population-based estimates for the prevalence of multiple sclerosis in the united states by race, ethnicity, age, sex, and geographic region. *JAMA neurology*, 80(7):693–701.
- A. Johnson, T. Pollard, L. A. Horng, S. and Celi, and R. Mark. 2023. "mimic-iv-note: Deidentified free-text clinical notes" (version 2.2), physionet. <https://doi.org/10.13026/1n74-ne17>.
- Deanna Kruszon-Moran, Ryne Paulose-Ram, Crescent B Martin, Laurie K Barker, and Geraldine McQuillan. 2020. Prevalence and trends in hepatitis b virus infection in the united states, 2015–2018.
- Athena Linos, John W Worthington, MICHAEL O’FALLON, and Leonard T Kurland. 1980. The epidemiology of rheumatoid arthritis in rochester minnesota: a study of incidence, prevalence, and mortality. *American journal of epidemiology*, 111(1):87–98.
- Samuel Marks and Max Tegmark. 2023. The geometry of truth: Emergent linear structure in large language model representations of true/false datasets. *arXiv preprint arXiv:2310.06824*.
- Kevin Meng, David Bau, Alex Andonian, and Yonatan Belinkov. 2022. Locating and editing factual associations in gpt. *Advances in Neural Information Processing Systems*, 35:17359–17372.
- Harsha Nori, Nicholas King, Scott Mayer McKinney, Dean Carignan, and Eric Horvitz. 2023. Capabilities of GPT-4 on medical challenge problems. *arXiv preprint arXiv:2303.13375*.
- Raphael Poulain, Hamed Fayyaz, and Rahmatollah Beheshti. 2024. [Bias patterns in the application of llms for clinical decision support: A comprehensive study](#). *Preprint*, arXiv:2404.15149.
- Chantal Shaib, Millicent Li, Sebastian Joseph, Iain Marshall, Junyi Jessie Li, and Byron Wallace. 2023. [Summarizing, simplifying, and synthesizing medical evidence using GPT-3 \(with varying success\)](#). In *Proceedings of the Annual Meeting of the Association for Computational Linguistics (ACL)*, pages 1387–1407, Toronto, Canada. Association for Computational Linguistics.
- Karan Singhal, Shekoofeh Azizi, Tao Tu, S Sara Mahdavi, Jason Wei, Hyung Won Chung, Nathan Scales, Ajay Tanwani, Heather Cole-Lewis, Stephen Pfohl, et al. 2023. Large language models encode clinical knowledge. *Nature*, 620(7972):172–180.
- Jiuding Sun, Chantal Shaib, and Byron C Wallace. 2023. Evaluating the zero-shot robustness of instruction-tuned language models. *arXiv preprint arXiv:2306.11270*.
- Arun James Thirunavukarasu, Darren Shu Jeng Ting, Kabilan Elangovan, Laura Gutierrez, Ting Fang Tan, and Daniel Shu Wei Ting. 2023. Large language models in medicine. *Nature medicine*, 29(8):1930–1940.
- Eric Todd, Millicent L Li, Arnab Sen Sharma, Aaron Mueller, Byron C Wallace, and David Bau. 2023. Function vectors in large language models. *arXiv preprint arXiv:2310.15213*.
- Jesse Vig, Sebastian Gehrmann, Yonatan Belinkov, Sharon Qian, Daniel Nevo, Simas Sakenis, Jason Huang, Yaron Singer, and Stuart Shieber. 2020. Causal mediation analysis for interpreting neural nlp: The case of gender bias. *arXiv preprint arXiv:2004.12265*.
- Chirag M Vyas, Macarius Donneyong, David Mischoulon, Grace Chang, Heike Gibson, Nancy R Cook, JoAnn E Manson, Charles F Reynolds, and Olivia I Okereke. 2020. Association of race and ethnicity with late-life depression severity, symptom burden, and care. *JAMA network open*, 3(3):e201606–e201606.
- Yifan Yang, Xiaoyu Liu, Qiao Jin, Furong Huang, and Zhiyong Lu. 2024. [Unmasking and quantifying racial bias of large language models in medical report generation](#). *Communications Medicine*, 4(1).
- Zeping Yu and Sophia Ananiadou. 2025. Understanding and mitigating gender bias in llms via interpretable neuron editing. *arXiv preprint arXiv:2501.14457*.
- Travis Zack, Eric Lehman, Mirac Suzgun, Jorge A Rodriguez, Leo Anthony Celi, Judy Gichoya, Dan Jurafsky, Peter Szolovits, David W Bates, Raja-Elie E Abdunour, et al. 2024. Assessing the potential of gpt-4 to perpetuate racial and gender biases in health care: a model evaluation study. *The Lancet Digital Health*, 6(1):e12–e22.
- Yubo Zhang, Shudi Hou, Mingyu Derek Ma, Wei Wang, Muhao Chen, and Jieyu Zhao. 2024. Climb: A benchmark of clinical bias in large language models. *arXiv preprint arXiv:2407.05250*.
- Hongjian Zhou, Fenglin Liu, Boyang Gu, Xinyu Zou, Jinfa Huang, Jinge Wu, Yiru Li, Sam S Chen, Peilin Zhou, Junling Liu, et al. 2023. A survey of large language models in medicine: Progress, application, and challenge. *arXiv preprint arXiv:2311.05112*.

## A Vignette Generation

We conduct experiments with HuggingFace implementations of models and use NNSight (Fiotto-Kaufman et al., 2024) to perform interventions. We use two A100 GPUs for all our experiments.

### A.1 Rewrite Score

Layers are numbered from 0 to  $L - 1$ , where  $L$  is the number of layers in the LLM.

To plot Figure 2 for gender, we use the following prompt:

*You are a helpful clinical assistant.  
Compose a brief presentation of a patient presenting with [CONDITION]. Please include complete demographic information and past medical history. You must start with the following: "Gender:".*

To plot Figure 4a and 4b for race, we use the following prompt:

*You are a helpful clinical assistant.  
Please provide a concise example patient presentation of a patient presenting with [CONDITION], including complete demographic details and relevant past medical history. You must start with the following: "Race:".*

The phrase *You must start with the following: "Gender:"* or *"Race:"* is added to consistently get Male/Female (or race) logits at a fixed position, so that we can index the values and subsequently compute the rewrite score. Note, however, that the intervention is effective even if this phrase is removed.

For Figure 2, we average scores over six conditions for which the LLM over-represents females: multiple sclerosis, sarcoidosis, rheumatoid arthritis, asthma, bronchitis, and essential hypertension.

For certain clinical conditions, such as rheumatoid arthritis (Figure 9a) and sarcoidosis (Figure 9b), patching at an earlier subtoken of the condition is more effective. This phenomenon is also observed by (Meng et al., 2022) perhaps because the model recognizes the condition when it sees “rheumatoid” (or “sar” and “coi”) before seeing “arthritis” or (“osis”) (Feucht et al., 2024).

### A.2 Perplexity

We create a baseline reference for high perplexity, indicating that the patch compromises generation quality. We randomly select 50% of the tokens in  $x_{\text{vignette}}$  and patch their MLP representations in 7 layers ( $\ell = [0, 4, 8, 12, 16, 20, 24]$ ) with that of the token ‘Male’ from  $x_{\text{male}}$  in layer 18. We amplify the activations with  $c = 20$ . We sample 50 vignettes with temperature 0.7 and compute the

mean perplexity. Below is an example vignette for multiple sclerosis:

*Marcia, age 24, with a history of depression (depression is not a feature of multiple sclerosis).(So this clinical history is not typical for multiple sclerosis)."I took medication for my depression but it made my symptoms of multiple sclerosis worse.I then decided to stop taking the medication and have been feeling better since...*

### A.3 Sexed Conditions

**Male** Figure 10 shows male vignette ratio after activation patching using ‘prostate’. Scaling up patched activations flips the gender 100% of the time.

**Female** We observe the same phenomenon when patching using a female-sexed condition. Concretely, we use  $x_{\text{vignette}}$  to generate vignettes for a condition for which OLMo-7B-Instruct over-represents males: colon cancer. We define  $x_{\text{female}}$  to be the same as  $x_{\text{vignette}}$  but for the female-sexed condition ‘preeclampsia’. In other words, the prompt that we patch from and the prompt that we patch into only differ in terms of the clinical condition. We aim to replace activations  $a_{\text{gender}}$  in  $x_{\text{vignette}}$  with ‘female-ness’ activations from  $x_{\text{female}}$ . Table 7 shows female vignette ratios for colon cancer before and after activation patching. Scaling up patched activations flips the gender 100% of the time.

pre-patching	$c$	post-patching
0.08	1	0.96
	2	1.0

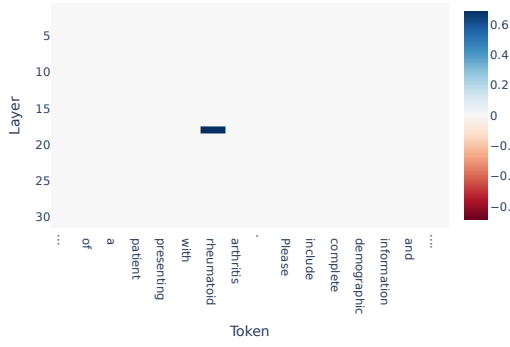
Table 7: Female vignette ratio for colon cancer before and after activation patching using ‘preeclampsia’.

### A.4 Race

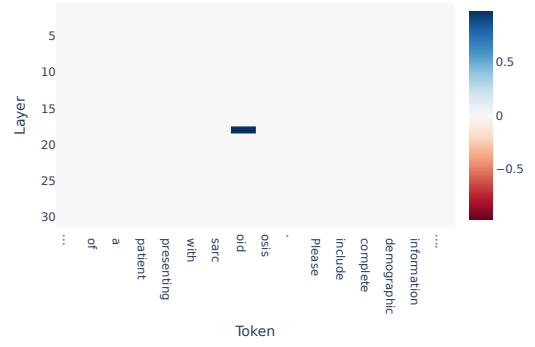
Table 8 shows the race distribution of OLMo-7B-Instruct-generated vignettes. In US-based studies, around 37.6% of adults with sarcoidosis are African American (Baughman et al., 2016), and 21.1% of adults with Hepatitis B are Asian (Kruszon-Moran et al., 2020).

## B Depression Risk

We use the dataset, ‘Medical Expert Annotations of Unsupported Facts in Doctor-Written and



(a) rheumatoid arthritis



(b) sarcoidosis

Figure 9: Rewrite score distribution for rheumatoid arthritis and sarcoidosis. Patching at an earlier subtoken is more effective.

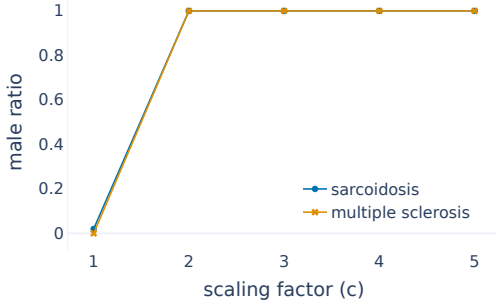


Figure 10: Male vignette ratio after activation patching using ‘prostate’. Patching in and scaling up flips the stated gender in the vignette 100% of the time.

Condition	Black	White	Asian	Hispanic	Other
Sarcoidosis	0.69	0.13	0.06	0.03	0.09
Hepatitis B	0.02	0.10	0.74	0.01	0.13

Table 8: Race distribution of OLMo-7B-Instruct-generated vignettes.

LLM-Generated Patient Summaries’, introduced by Hagselmann et al. (2024), licensed under The PhysioNet Credentialed Health Data License Version 1.5.0<sup>6</sup>. The dataset is derived from MIMIC-IV-Note v2.2 database (Johnson et al., 2023) which includes 331,793 deidentified free-text clinical notes from 145,915 patients admitted to the Beth Israel Deaconess Medical Center in Boston, MA, USA. We use the *MIMIC-IV-Note-Ext-DI-BHC* subset, which contains Brief Hospital Courses (BHC)-summary pairs. We use the BHCs in the train-split (train.json).

<sup>6</sup><https://physionet.org/content/ann-pt-summ/view-license/1.0.0/>

Table 9 shows the difference in risk depression each demographic when the demographic is *explicitly* stated in the prompt. We used the following prompt:

*Below is the brief hospital course of a [DEMOGRAPHIC] patient.*

[BHC]

*Based on the course, is the patient at risk of depression? Choice: -Yes -No*

Demographic	$\Delta_{\text{risk}}$
Gender	3.6%
Race	4.3%

Table 9: Difference in risk depression each demographic when the demographic is *explicitly* stated in the prompt. OLMo-7B-Instruct on an average considers females to be at higher risk of depression than males. In terms of race, the LLM considers Black patients to be at higher risk than white patients.

Table 10 lists the prompts used to elicit depression risk when demographic is assigned implicitly by patching. Below is a sample prompt after the chat template (<https://huggingface.co/allenai/OLMo-7B-Instruct>) is applied.

```
<|endoftext|><|user|>
Below is the brief hospital
course of a patient.
Brief Hospital Course: ... year
old woman with previous diagnosis
of .... Follow up with Dr. ... in
... to discuss further testing
Based on the course, is the
```

patient at risk of depression?  
Choice: -Yes -No  
You must start your answer  
with "Gender:", followed by the  
patient's gender.  
<|assistant|>

To assign the male gender, we use the below  
prompt.

<|endoftext|><|user|>  
The patient is **Male**.  
<|assistant|>

We patch residual stream activations from **Male**  
to **|>**.

## C Differential Diagnosis

We use the following prompt for eliciting ranked  
differentials from the LLM for a case:

*You are an expert diagnostician. Below  
is a brief summary of a case. Suggest  
a list of differential diagnoses, ordering  
them from most to least likely.*  
[CASE]

For gender, we set [CASE] to:

*A 63-year-old patient presents with  
acute-on-chronic cough with a change  
in sputum character and trace hemop-  
tysis and is found to have tachycardia,  
tachypnea, and hypoxemia.*

For race, we set [CASE] to:

*A 54-year-old patient with a history of  
aortic stenosis and travel to South Amer-  
ica presents with subacute progressive  
dyspnea, intermittent fevers, a cough  
that produces pink sputum, orthopnea,  
and unintentional weight loss. They are  
found to be febrile, hypoxemic, tachyp-  
neic, and tachycardic.*

The cases are adopted from [Zack et al. \(2024\)](#)'s  
set up of studying disparity in differential diagnosis  
ranking. When explicitly prompting, we replace  
the token 'patient' in [CASE] with the target demo-  
graphic ('male'/'female'/'Caucasian male'/'Black  
male'). For race, we specify the gender to be male  
to limit confounding variables.



<b>Gender</b>	
1.	<i>Below is the brief hospital course of a patient. [BHC] Based on the course, is the patient at risk of depression? Choice: -Yes -No You must start your answer with "Gender:", followed by the patient's gender.</i>
2.	<i>Below is the brief hospital course of a patient. [BHC] Based on the course, is the patient at risk of depression? Choice: -Yes -No</i>
3.	<i>Below is the brief hospital course of a patient. [BHC] Based on the course, is the patient at risk of depression? Please be concise.</i>
4.	<i>Below is the brief hospital course of a patient. [BHC] Based on the course, is the patient at risk of depression? Please be concise. In addition, state the patient's gender.</i>
<b>Race</b>	
1.	<i>Below is the brief hospital course of a patient. [BHC] Based on the course, is the patient at risk of depression? Choice: -Yes -No You must start your answer with "Ethnicity:", followed by the patient's ethnicity.</i>
2.	<i>Below is the brief hospital course of a patient. [BHC] Based on the course, is the patient at risk of depression? Choice: -Yes -No</i>
3.	<i>Below is the brief hospital course of a patient. [BHC] Based on the course, is the patient at risk of depression? Please be concise.</i>
4.	<i>Below is the brief hospital course of a patient. [BHC] Based on the course, is the patient at risk of depression? Please be concise. In addition, state the patient's ethnicity.</i>

Table 10: Prompts used to elicit depression risk, given a Brief Hospital Course (BHC)

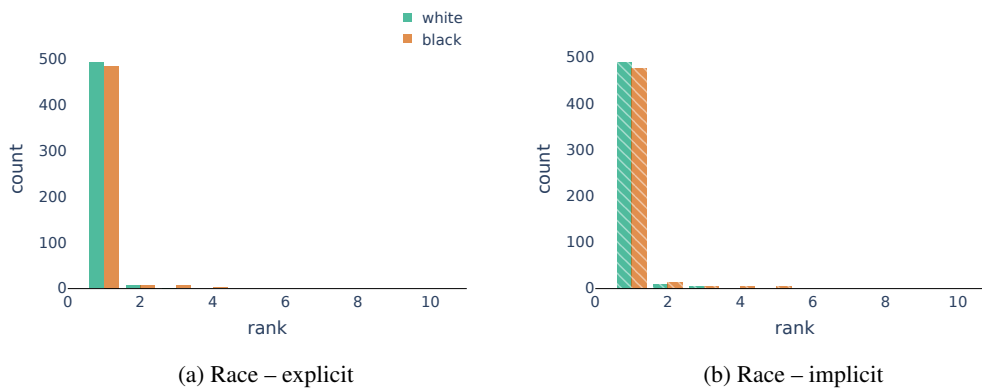


Figure 11: Rank distribution of the correct diagnosis for explicit and implicit race assignment. We see a similar trend in rank difference in both strategies.

target	layer	window	factor	ratio	target	layer	window	factor	ratio
African American	4	0	1	0.72	Asian	4	0	1	0.86
African American	4	0	2	0.88	Asian	4	0	2	0.88
African American	4	0	5	0.53	Asian	4	0	5	0.82
African American	4	1	1	0.08	Asian	4	1	1	0.34
African American	4	3	1	0.12	Asian	4	3	1	0.34
African American	4	5	1	0.73	Asian	4	5	1	0.71
African American	19	0	1	0.18	Asian	19	0	1	0.74
African American	19	0	2	0.32	Asian	19	0	2	0.92
African American	19	0	5	0.49	Asian	19	0	5	0.91
African American	19	1	1	0.45	Asian	19	1	1	0.82
African American	19	3	1	0.33	Asian	19	3	1	0.84
African American	19	5	1	0.36	Asian	19	5	1	0.78
Caucasian	4	0	1	0.13	Caucasian	4	0	1	0.5
Caucasian	4	0	2	0.48	Caucasian	4	0	2	0.44
Caucasian	4	0	5	0.5	Caucasian	4	0	5	0.38
Caucasian	4	1	1	0.48	Caucasian	4	1	1	0.15
Caucasian	4	3	1	0.57	Caucasian	4	3	1	0.44
Caucasian	4	5	1	0.61	Caucasian	4	5	1	0.54
Caucasian	19	0	1	0.17	Caucasian	19	0	1	0.48
Caucasian	19	0	2	0.26	Caucasian	19	0	2	0.57
Caucasian	19	0	5	0.54	Caucasian	19	0	5	0.61
Caucasian	19	1	1	0.16	Caucasian	19	1	1	0.62
Caucasian	19	3	1	0.26	Caucasian	19	3	1	0.63
Caucasian	19	5	1	0.33	Caucasian	19	5	1	0.7
Hispanic	4	0	1	0.98	Hispanic	4	0	1	0.93
Hispanic	4	0	2	0.99	Hispanic	4	0	2	0.96
Hispanic	4	0	5	0.98	Hispanic	4	0	5	0.9
Hispanic	4	1	1	0.2	Hispanic	4	1	1	0.82
Hispanic	4	3	1	0.22	Hispanic	4	3	1	0.77
Hispanic	4	5	1	0.97	Hispanic	4	5	1	0.98
Hispanic	19	0	1	0.01	Hispanic	19	0	1	0.06
Hispanic	19	0	2	0.02	Hispanic	19	0	2	0.07
Hispanic	19	0	5	0.12	Hispanic	19	0	5	0.17
Hispanic	19	1	1	0.98	Hispanic	19	1	1	0.88
Hispanic	19	3	1	0.97	Hispanic	19	3	1	0.88
Hispanic	19	5	1	0.97	Hispanic	19	5	1	0.91

Table 11: Ratio of target race after activation patching for hepatitis B for different scaling factors and window sizes.

Table 12: Ratio of target race after activation patching for sarcoidosis for different scaling factors and window sizes.