

Preventing ash from poisoning proton-boron 11 fusion plasmas

Ian E. Ochs,^{a)} Elijah J. Kolmes, and Nathaniel J. Fisch

Department of Astrophysical Sciences, Princeton University, Princeton, NJ 08540

(Dated: 20 February 2025)

Proton-Boron 11 (pB11) fusion is safe and clean, but also difficult to harness for breakeven power production. Particularly deleterious are fusion-born alpha particles, which massively increase both plasma pressure and bremsstrahlung losses unless they are pulled promptly from the plasma. We show that even if one cannot extract the alphas quickly, one can still achieve net power production, by separating the plasma into two regions: a fusion region, accessible to all species, and an alpha storage region, accessible only to alphas and electrons. This new demixing strategy could make pB11 fusion much easier to achieve.

I. INTRODUCTION

Due to its abundant and safe reactants and byproducts and lack of neutron production, proton-Boron 11 (pB11) fusion has always been a theoretically appealing fusion fuel. However, for a long time, net energy production from pB11 was dismissed as impossible,^{1,2} partly due to erroneously low cross section data.³ Newer cross section data⁴ has opened up a broader range of feasibility for both pB11 ignition^{5–7} and net energy production⁸. Simultaneously, there has been an explosion of both public and private sector interest in pB11 fusion.^{9–24}

The pB11 reaction produces 3 α particles, which initially contain the 8.7 MeV of energy released by the fusion reaction. Most existing power balance analyses for steady-state fusion schemes assume that this energy quickly thermalizes and the α 's are extracted from the plasma on a timescale much shorter than the bulk energy confinement time.^{5–8} However, this may be difficult to arrange. Thus, one must ask: what is the consequence if the α 's cannot be quickly extracted?

As we show here, if the α 's linger in the plasma for a time τ_α equal to the energy confinement time τ_E , then there are two major deleterious effects. First, the confined pressure of the reactor increases, increasing the triple product well beyond what would be expected from an analysis excluding the α 's. Second, and more disastrously, the bremsstrahlung of the plasma increases to dwarf the fusion power, precluding net electrical power production by the reactor. Both effects are serious enough to make pB11 fusion likely unworkable even if other obstacles are surmounted. Thus, it is of paramount importance to extract the α 's on a timescale longer than the α -ion thermalization timescale $\tau_{\alpha i}$, but much shorter than the energy confinement time τ_E .

However, it turns out that there is another solution. The above analysis assumes a *well-mixed, homogeneous* plasma. What if, instead, one arranged a plasma with two regions: one that contained the proton and boron, and another that only the α 's had access to? This would decrease the loading density of the α particles in

the fusion region, and thus the bremsstrahlung, even at longer $\tau_\alpha \sim \tau_E$. Thus, such a scheme can make reactor breakeven possible, even if one cannot preferentially extract α particles. Strikingly, this separation scheme can produce better results than single-region fusion even if the fuel is somewhat de-mixed as a result, departing from the conventional wisdom that a well-mixed plasma generally leads to better performance. We provide an example showing how such desirable separation might be achieved through a combination of centrifugal and ponderomotive forces.

II. ALPHA POISONING

The pB11 fusion reaction can be simply modeled by a set of coupled rate equations describing the change in particle density n_α of the α 's, and the change in the energy density $U_s \equiv \frac{3}{2}n_sT_s$ of α 's, ions, and electrons:

$$\frac{dn_\alpha}{dt} = 3\frac{P_F}{\mathcal{E}_F} - \frac{n_\alpha}{\tau_\alpha} \quad (1)$$

$$\frac{dU_\alpha}{dt} = P_F + \sum_{s \neq \alpha} K_{\alpha s}(T_s - T_\alpha) - \frac{3}{2} \frac{n_\alpha T_\alpha}{\tau_\alpha} \quad (2)$$

$$\frac{dU_i}{dt} = P_H + \sum_{s \neq i} K_{is}(T_s - T_i) - \frac{3}{2} \frac{n_i T_i}{\tau_E} \quad (3)$$

$$\frac{dU_e}{dt} = -P_B + \sum_{s \neq e} K_{es}(T_s - T_e) - \frac{3}{2} \frac{n_e T_e}{\tau_E}. \quad (4)$$

We also assume quasineutrality, i.e. $n_e = \sum_j n_j$, for $j \in \{p, b, \alpha\}$. Here, P_H is the external heating power, and $\mathcal{E}_F = 8.7$ MeV is the energy released in the fusion reaction. The K_{ij} are rate constants of energy transfer collisions between species i and j , related to the thermalization collision frequencies ν_{ij} by $K_{ij} = \frac{3}{2}\nu_{ij}n_i$, which is symmetric in i and j as $\nu_{ij} \propto n_j$. P_F and P_B are the fusion and bremsstrahlung power densities from Refs.^{6,25}. They roughly scale as:

$$P_F = F(T_i)n_p n_b; \quad P_B = B(T_e)Z_{\text{eff}}n_e^2, \quad (5)$$

where n_p and n_b are the proton and boron densities, given as $n_p \equiv f_p n_i$, $n_b \equiv f_b n_i$, with f_p and f_b the proton and boron fractions of the fuel, and $f_p + f_b = 1$. The effective

^{a)}Electronic mail: iochs@princeton.edu

charge number $Z_{\text{eff}} = \sum_j n_j Z_j^2 / n_e$, for $j \in \{p, b, \alpha\}$.

The two characteristic timescales τ_α and τ_E will be very important to the subsequent analysis. The α confinement time τ_α corresponds to the rate at which α particles are lost from the plasma, taking with them their characteristic thermal energy $3T_\alpha/2$. In contrast, the energy confinement time τ_E represents the characteristic timescale on which energy is lost from electrons and ions due to all non-bremsstrahlung processes. In general, this includes both particle losses and additional radiative losses, such as from synchrotron radiation.^{26,27} It is often useful to lump the total non-bremsstrahlung power losses from the plasma into a generic power loss density P_L :⁶⁻⁸

$$P_L \equiv \frac{U_i + U_e}{\tau_E} + \frac{U_\alpha}{\tau_\alpha}. \quad (6)$$

Eqs. (3-4) represent a simplified version of the power balance in Ref. 8, condensing protons and boron into a single population as in Refs. 5 and 7 and ignoring fuel burnup. However, in contrast to those analyses, we retain the α density self-consistently, as was done for deuterium-tritium plasmas by Refs. 28 and 29. Approximating the α 's as a thermal population lends simplicity, at the cost of slightly changing the fractions of power flowing to electrons vs ions, sacrificing a slight amount of quantitative accuracy.

In solving the system of equations throughout the paper, we will set $n_i = 10^{14} \text{ cm}^{-3}$, $f_p = 0.85$, and $T_i = 300 \text{ keV}$, which are near-optimal for thermonuclear pB11.⁵⁻⁸ Note that this means that the fusion power density P_F is constant throughout the analysis, while the power densities for bremsstrahlung P_B and loss rates P_L . By imposing τ_E and τ_α , we will then be able to see the effects of these parameters on solving for n_α , T_α , T_e , and P_H , allowing us to evaluate the plasma performance.

We can see very quickly why α loading is such a particular problem for pB11 fusion plasmas. Equilibrium occurs when $\partial/\partial t \rightarrow 0$, so that Eq. (1) immediately gives:

$$n_\alpha = 3 \frac{P_F}{\mathcal{E}_F} \tau_\alpha. \quad (7)$$

The density n_α can be rewritten in terms of the energy confinement time and the non-bremsstrahlung losses P_L . Assuming a small fraction of α particles so that we can ignore the α contributions to P_L then gives:

$$\frac{n_\alpha}{n_i} = \frac{9}{2} \frac{P_F}{P_L} \frac{T_i + \langle Z_j \rangle T_e}{\mathcal{E}_F} \frac{\tau_\alpha}{\tau_E} \sim 0.28 \frac{P_F}{P_L} \frac{\tau_\alpha}{\tau_E}, \quad (8)$$

where $\langle Z_j \rangle \equiv \sum_j Z_j n_j / n_e = 1.6$ is the average ion charge state [note that this is not the same as Z_{eff}]. As a breakeven fusion plasma requires $P_F/P_L \gtrsim 1$, we immediately see that if $\tau_\alpha = \tau_E$, then $n_\alpha \gtrsim n_i/3$.

As a result of the excess α population, the plasma pressure p increases. Assuming the α 's are well-thermalized, the pressure will increase by an amount:

$$\frac{\Delta p}{p_0} = \frac{n_\alpha}{n_i} \frac{T_i + Z_\alpha T_e}{T_i + \langle Z_i \rangle n_\alpha T_e} = 1.1 \frac{n_\alpha}{n_i}. \quad (9)$$

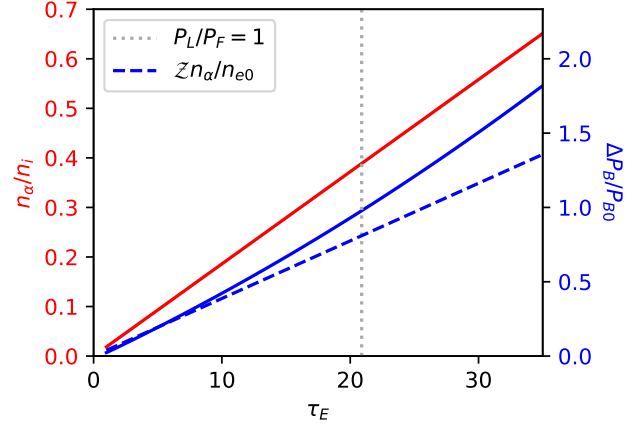


FIG. 1. α particle density relative to fuel ions (red) and increase in bremsstrahlung power due to the presence of α 's (blue). The gray dotted line indicates the value of τ_E at which $P_L = P_F$, and the blue dashed line represents the linearized model of bremsstrahlung in terms of α density [Eq. (11)].

Thus, we can expect an approximately 30% increase in the plasma pressure (and thus the triple product) at the same fusion reactivity level due to the presence of the α 's, making the reaction conditions significantly harder to achieve.

The α particle population also degrades performance by increasing the bremsstrahlung radiation losses. Using Eq. (5), we can estimate the increase in bremsstrahlung losses due to the increasing α density:

$$\frac{\partial P_B}{\partial n_\alpha} = \frac{P_B}{n_e} \mathcal{Z}; \quad \mathcal{Z} \equiv \frac{Z_\alpha^2}{Z_{\text{eff}}} + Z_\alpha. \quad (10)$$

For $f_p = 0.85$, $Z_{\text{eff}} \approx 3$ and so $\mathcal{Z} \approx 10/3$. In this case, the fractional increase in bremsstrahlung losses is thus:

$$\frac{\Delta P_B}{P_B} = \frac{n_\alpha}{n_e} \mathcal{Z} = \frac{n_\alpha}{n_i} \frac{\mathcal{Z}}{\langle Z \rangle} \approx 2.1 \frac{n_\alpha}{n_i}. \quad (11)$$

Considering Eq. (8), we see that for a breakeven plasma with $\tau_\alpha \sim \tau_E$, the bremsstrahlung power will already exceed the prediction ignoring α 's by 60%. In fact, this is a slight underestimate, as it does not account for nonlinear effects as n_α grows larger.

We can compare this prediction to the solution of the full system of Eqs. (1-4). We can also compare to the case without α 's, by fixing $n_\alpha = n_i/10$ and solving Eqs. (2-4) with the α contribution removed from the electron density, bremsstrahlung, and particle loss terms. The solution for n_α/n_i and $\Delta P_B/P_{B0}$ as a function of τ_E are shown in Fig. 1, along with the line indicating where $P_L = P_F$. In rough agreement with (but somewhat exceeding) the simplified analysis, at this point $n_\alpha/n_i \approx 0.4$, resulting in a bremsstrahlung fraction $\approx 100\%$ higher than it would be in the case without α 's.

III. EFFECT OF α 'S ON REACTOR PERFORMANCE

The above simple analysis has shown that, if n_i and T_i are held constant by modulating the heating power P_h , the α 's increase both the triple product and bremsstrahlung production of the fusion plasma. Fundamentally, the increase in bremsstrahlung is the bigger problem of the two. While the triple product increase still allows net energy production, albeit at more-difficult-to-achieve plasma conditions, the bremsstrahlung increase can preclude net energy production entirely.

To see this effect on reactor performance, we calculate the engineering Q ,^{6,8,30} which can be expressed as:

$$Q \equiv \frac{P_{\text{out}} - P_{\text{in}}}{P_{\text{in}}} = \eta \frac{P_L + P_B}{P_H} - 1. \quad (12)$$

Here, $\eta = \eta_H \eta_L < 1$ is the product of the efficiencies η_H of converting electrical power to heating power, and η_L of converting bremsstrahlung and particle loss power back to electricity. This definition of Q is closely related to the electrical gain³¹ $Q_e \equiv P_{\text{out}}/P_{\text{in}} = Q + 1$. Thus, it is important to remember that it is $Q > 0$ ($Q_e > 1$) that corresponds to a reactor that produces net electrical power (modulo electrical support for the confinement system). Meanwhile, the threshold $Q > 1$ has no particular significance.

Generally, it is thought that increasing the confinement time increases the allowable Q . However, taking $P_H = P_L + P_B - P_F$, and recalling that P_F is constant, we find that:

$$\text{sgn} \left(\frac{\partial Q}{\partial \tau_E} \right) = -\text{sgn} \left(\frac{\partial P_L}{\partial \tau_E} + \frac{\partial P_B}{\partial \tau_E} \right). \quad (13)$$

In other words, increasing the energy confinement time only improves reactor performance if the resulting decrease in losses P_L exceeds the increase in the bremsstrahlung P_B . As we have seen, if $\tau_\alpha = \tau_E$, then increasing τ_E results in higher n_α , which can make the second term large.

Assuming for simplicity that $T_e \approx 150$ keV is approximately constant [so that $\partial Q/\partial \tau_E = (\partial P_B/\partial n_\alpha) \times (\partial n_\alpha/\partial \tau_E)$], making use of Eqs. (7) and (10), and recalling that T_i and P_F are constant, we can readily calculate the two derivatives in Eq. (13):

$$\frac{\partial P_L}{\partial \tau_E} = -\frac{\sum_s U_s}{\tau_E^2}; \quad \frac{\partial P_B}{\partial \tau_E} = 3Z \frac{P_B P_F}{\mathcal{E}_F n_e}. \quad (14)$$

Using Eqs. (13-14) and again ignoring α contributions to P_L , we can linearize around $P_{B0} \sim P_F$ and $n_{e0} = n_i \sum_i f_i Z_i$ to find the point τ_E^* at which $\partial Q/\partial \tau_E = 0$, i.e. where increasing τ_E no longer improves reactor performance:

$$\tau_E^* = \left(2Z \frac{P_{B0}}{\sum_s n_s T_s \mathcal{E}_F n_e} \frac{P_F}{\mathcal{E}_F n_e} \right)^{-1/2} \approx 20 \text{ s}. \quad (15)$$

This point is unfortunately close to the α -free breakeven

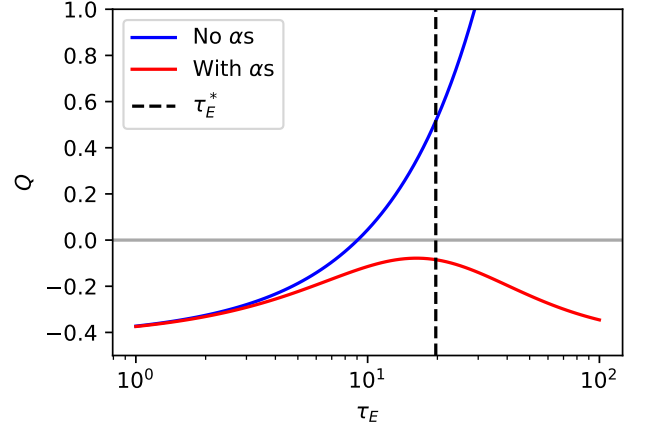


FIG. 2. Reactor performance parameter Q versus energy confinement time τ_E for $\eta = 0.576$. Two scenarios are shown: (blue) a scenario like Refs. 5–8, where α 's instantly thermalize and are extracted from the plasma, so that $n_\alpha = 0$. extraction, i.e. $\tau_\alpha = 0$; vs. (red) a scenario with self-consistently thermalizing α particles, which are extracted on a timescale $\tau_\alpha = \tau_E$. In the latter case, bremsstrahlung losses due to increasing α poisoning cause decreasing performance past $\tau_E^* \approx 20$ seconds [Eq. (15)], and reactor breakeven becomes impossible.

point of $\tau_E \sim 10$ s,⁸ which is directly related to the fact that the bremsstrahlung starts to spike as $P_L \rightarrow P_F$. Thus, even an efficient reactor with $\eta = 0.576$, representing 64% efficient electrical conversion and 90% efficient heating power delivery, fails to produce net power once α poisoning is included self consistently. This failure to breakeven can be seen in Fig. 2, which shows the Q that results from the full solutions to Eqs. (1-4) with $\tau_\alpha = \tau_E$, both with and without α poisoning.

IV. SELECTIVE ASH DECONFINEMENT

Of course, the above calculations assumed $\tau_\alpha = \tau_E$. If we relax this requirement, we can expect to do much better; indeed, τ_α/τ_E was found to be a critical parameter in DT fusion power balances.^{28,29} Optimizing Q over τ_E in this case gives $\partial Q/\partial \tau_E > 0$, since $\partial P_B/\partial \tau_E \approx 0$ when τ_α and τ_E are treated as independent.

It is worth asking, then, if we had perfect control over α extraction, how long we would want to keep the α 's around. Thus, examine $\partial Q/\partial \tau_\alpha$, via Eq. (13) with τ_α in place of τ_E . While $\partial P_B/\partial \tau_\alpha$ remains the same as $\partial P_B/\partial \tau_E$ before, it is clear that $\partial P_L/\partial \tau_\alpha \ll \partial P_L/\partial \tau_E$, since now the α contribution to P_L , which we neglected before, is now the only contribution. Furthermore, since from Eq. (7) $n_\alpha \propto \tau_\alpha$, the change in power loss depends only on the change in α temperature T_α :

$$\frac{\partial P_L}{\partial \tau_\alpha} = \frac{\partial}{\partial \tau_\alpha} \left(\frac{3 n_\alpha T_\alpha}{2 \tau_\alpha} \right) = \frac{9 P_F}{2 \mathcal{E}_F} \frac{\partial T_\alpha}{\partial \tau_\alpha}. \quad (16)$$

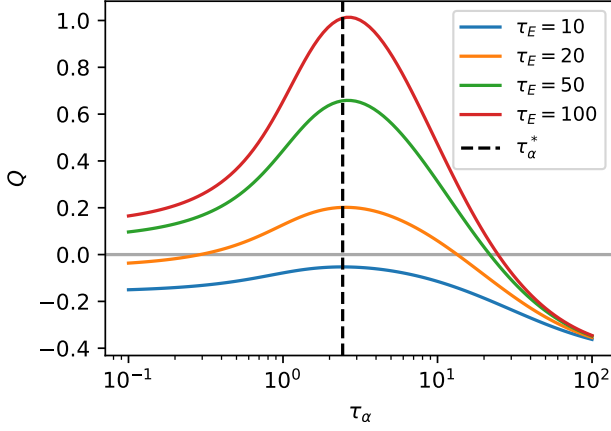


FIG. 3. Reactor performance Q vs. α confinement time τ_α for several values of the energy confinement time τ_E . The optimal value τ_α^* [Eq. (18)] is independent of τ_E , and corresponds to the point at which the upside from α heating of ions no longer justifies the bremsstrahlung cost of increased α density.

Combining Eqs. (1-2), ignoring α - e collisions, and for simplicity taking $\nu_{\alpha i}$ independent of T_α , we find:

$$T_\alpha = \frac{T_{\alpha 0} + \tau_\alpha \nu_{\alpha i} T_i}{1 + \tau_\alpha \nu_{\alpha i}}; \quad \frac{\partial T_\alpha}{\partial \tau_\alpha} = -\frac{\nu_{\alpha i}(T_{\alpha 0} - T_i)}{(1 + \tau_\alpha \nu_{\alpha i})^2}. \quad (17)$$

Here, $T_{\alpha 0} \equiv 2\mathcal{E}_F/9$ is the effective temperature of the fusion-born α particles. Then, combining Eqs. (13), (14), (16), and (17) gives:

$$\tau_\alpha^* \nu_{\alpha i} = \left(\sqrt{\frac{3}{2Z} \frac{\nu_{\alpha i}(T_{\alpha 0} - T_i)}{P_{B0}/n_e}} - 1 \right). \quad (18)$$

Note that $\nu_{\alpha i}$ is a function of T_α , so this should be solved iteratively. Taking $T_\alpha \sim T_i$ gives $\tau_\alpha^* \nu_{\alpha i} \approx 8$, implying $T_\alpha \approx 500$ keV. Plugging this into Eq. (18), we find $\tau_\alpha \approx 2.6$ seconds. Carrying this iteration until it converges leads to $\tau_\alpha \approx 2.4$ seconds. Note that this result is independent of τ_E .

The physics in Eq. (18) is clear; in the numerator, we see the initial α -ion thermalization rate (per α), and in the denominator, the initial bremsstrahlung rate (per electron). Thus, τ_α^* represents a competition between increasing power delivered to ions, vs increasing power lost in bremsstrahlung. In Fig. 3, which shows the Q that results from the full solutions to Eqs. (1-4) as we vary τ_α at fixed τ_E , we can see that Eq. (18) accurately predicts the turnover point where holding on the the α 's no longer improves reactor efficiency. We also see that reactor breakeven requires $\sim 10\times$ separation between energy confinement time and α particle confinement time.

It is interesting to note that the constancy of τ_α^* with τ_E means that there is a consistent optimal α particle density:

$$\frac{n_\alpha^*}{n_i} = 3 \frac{P_F \tau_\alpha^*}{n_i \mathcal{E}_F} \sim 4.5\%. \quad (19)$$

Evidently, this is the density that optimizes between thermalization and bremsstrahlung. Interestingly, as we begin to look at other methods to reduce bremsstrahlung by splitting the plasma, this optimal density will remain fairly consistent.

V. THE NATURAL SYNERGY OF PB11 FUSION AND α CHANNELING

Getting an α particle confinement time that is lower than the typical energy confinement time doesn't seem like it should be that difficult; after all, even in many DT fusion schemes, α particles are promptly lost due to their comparatively large orbits at MeV-scale energies, in addition to fast-ion-generated instabilities. However, the above analysis has come with a caveat; the α particles must be removed, but *only once they have transferred their energy to the bulk plasma*. Otherwise, the reactor cannot achieve optimal performance (though this result can be mitigated by a sufficiently efficient direct conversion scheme.^{8,11,12})

The necessity of allowing the α 's to thermalize creates a problem: once thermalized, α 's are much less distinguishable from the other particles. Their charge-to-mass ratio is similar to boron, and their speed is not much different from the fast protons. Thus, any wave-based scheme which seeks to target thermal α particles is likely to dump out large amounts of proton and boron as well.

These problems are solved if a wave can be put in the plasma which interacts with the high-energy α particles, simultaneously extracting the α particles from the plasma while harvesting their energy. If this energy can be transferred into a wave that heats the fuel ions, then one has solved all the problems. Namely, one has (i) harvested all α particle energy to drive further fusion, and (ii) extracted the α particles, reducing bremsstrahlung. Identifying such waves is the basis of the theory of α channeling, whether in tokamaks,³²⁻³⁷ mirrors,³⁸ or rotating mirrors.³⁹ While the utility of α channeling has been recognized mainly for improving the reactivity of DT fusion plasmas,⁴⁰ its advantage turns out to be even greater for the pB11 reaction, in which α poisoning and bremsstrahlung play a much larger role.

VI. SPLITTING THE PLASMA

While wave-based diffusion provides a possible method for reducing τ_α , it might not always be so easy to arrange for the correct waves. Thus, it makes sense to ask if there are any other ways to modify the plasma in order to reduce the α density.

Thus, consider a plasma with various potentials present (centrifugal, electrostatic, ponderomotive). Using these potentials, it is possible to create regions of the plasma that favor the presence of one species or another. Then, if one creates a second, tenuous but large region

that only α 's and electrons can access, it will have a similar effect to reducing τ_α : it will reduce the α density in the fusion region (and thus the bremsstrahlung power) without significantly increasing other loss terms.

To see this in action, consider a two-region plasma with a fusion region F and an α storage region H , with volumes V_F and V_H respectively. The total number of particles of species s is then $N_s = n_s^F V_F + n_s^H V_H$, where the superscript indicates the region where the measurement is taken.

For more direct comparability to our previous equations, define $\bar{N}_s \equiv N_s/V_F$; this reduces to n_s^F when $V_H = 0$. Then, for any species s :

$$\bar{N}_s = n_s^F (1 + \Lambda_s); \bar{U}_s = U_s^F (1 + \Lambda_s); \Lambda_s \equiv \bar{V} \bar{n}_s^H. \quad (20)$$

where we have defined $\bar{V} \equiv V_H/V_F$ and $\bar{n}_s^H \equiv n_s^H/n_s^F$. Note that Λ_s is the ratio of the total number of particles in chamber H to chamber F for species s . Then, summing Eqs. (1-4) over both regions (while assuming a single temperature for each species), we find a set of equations of the same form as Eqs. (1-4), with the substitutions $n_s \rightarrow \bar{N}_s$, $U_s \rightarrow \bar{U}_s$, $K_{ij} \rightarrow \bar{K}_{ij}$, and $P_B \rightarrow \bar{P}_B$, where:

$$\bar{K}_{ij} \equiv K_{ij}^F + K_{ij}^H \approx K_{ij}^F (1 + \bar{V} \bar{n}_i^H \bar{n}_j^H) \quad (21)$$

$$\bar{P}_B \equiv P_B^F \left(1 + \bar{V} \bar{n}_{eH}^2 \frac{Z_{\text{eff}}^H}{Z_{\text{eff}}^F} \right), \quad (22)$$

and where we must now satisfy quasineutrality separately in each chamber.

We take the limit of a large and tenuous H region via:

$$\bar{n}_s^H = \delta \sqrt{\Lambda_s}; \bar{V} = \sqrt{\Lambda_s}/\delta; \delta \rightarrow 0. \quad (23)$$

In this limit, collisions and bremsstrahlung in chamber H become negligible, i.e. $\bar{K}_{ij} \rightarrow K_{ij}^F$ and $\bar{P}_B \rightarrow P_B^F$.

Now, only allow α 's and electrons access this tenuous region H (i.e. take $\Lambda_p, \Lambda_b \rightarrow 0$), and take $\tau_\alpha = \tau_E$. Then the power balance is entirely determined by τ_E and Λ_α , with \bar{N}_e and Λ_e determined by the requirements of quasineutrality. For a given n_i^F and τ_α , \bar{N}_s will be independent of Λ_α for all s , since the α population is given by Eq. (7) with $n_\alpha \rightarrow \bar{N}_\alpha$, i.e.:

$$\bar{N}_\alpha = 3 \frac{P_F}{\mathcal{E}_F} \tau_\alpha. \quad (24)$$

As a result, the ion and electron loss terms will not increase as a result of including the extra volume. Meanwhile, the bremsstrahlung power (which is negligible in chamber H) will be substantially reduced.

To see this explicitly, we can calculate $\partial P_L / \partial \Lambda_\alpha$ and $\partial P_B / \partial \Lambda_\alpha$. It is straightforward to see that increasing Λ_α reduces the bremsstrahlung losses. From Eq. (10):

$$\frac{\partial P_B}{\partial \Lambda_\alpha} = \frac{\partial P_B^F}{\partial n_\alpha^F} \frac{\partial n_\alpha^F}{\partial \Lambda_\alpha} = -Z \frac{P_B^F}{n_e^F (1 + \Lambda_\alpha)^2}. \quad (25)$$

Because \bar{N}_s is independent of Λ_α , increasing Λ_α (like

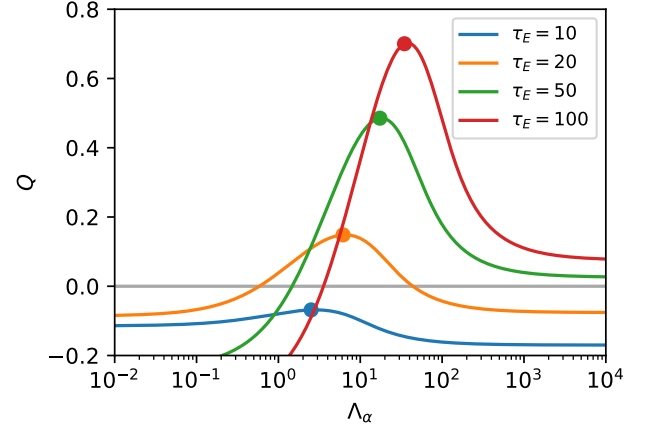


FIG. 4. Reactor performance Q versus α fraction in second region Λ_α for several values of the energy confinement time τ_E , for $\tau_\alpha = \tau_E$. The optimal value Λ_α^* [Eq. (28)] is proportional to τ_α , and is represented by the large dots. Similarly to τ_α^* in the one-chamber case, Λ_α^* corresponds to the point at which the upside from α heating of ions no longer justifies the increased bremsstrahlung from high α density in the fusion region.

decreasing τ_α) increases P_L only mildly, due only to the increased α temperature from the reduced thermalization rate $\bar{K}_{\alpha i} \approx K_{\alpha i}/(1 + \Lambda_\alpha)$, with T_α thus given by:

$$T_\alpha = \frac{T_{\alpha 0}(1 + \Lambda_\alpha) + \tau_\alpha \nu_{\alpha i}^F T_i}{(1 + \Lambda_\alpha) + \tau_\alpha \nu_{\alpha i}^F}. \quad (26)$$

Taking the derivative with respect to Λ_α yields:

$$\frac{\partial P_L}{\partial \Lambda_\alpha} = \frac{\partial P_L}{\partial T_\alpha} \frac{\partial T_\alpha}{\partial \Lambda_\alpha} = \frac{3}{2} \frac{\bar{N}_\alpha \nu_{\alpha i}^F (T_{\alpha 0} - T_i)}{(1 + \tau_\alpha \nu_{\alpha i}^F + \Lambda_\alpha)^2} \quad (27)$$

Taking the relevant limit $\tau_\alpha \nu_{\alpha i}^F \gg (1, \Lambda_\alpha)$, we can combine Eqs. (25) and (27) to find Λ_α^* where $\partial Q / \partial \Lambda_\alpha = 0$:

$$\frac{\Lambda_\alpha^* + 1}{\tau_\alpha \nu_{\alpha i}^F} = \frac{1}{1 + \tau_\alpha^* \nu_{\alpha i}^F}, \quad (28)$$

where τ_α^* comes from Eq. (18), with $\nu_{\alpha i} \rightarrow \nu_{\alpha i}^F$.

The fact that $(1 + \Lambda_\alpha)$ is proportional to $\tau_\alpha = \tau_E$ means that, once again, the optimal configuration is characterized by a single optimal fusion-chamber α density, regardless of τ_E . Using Eq. (24):

$$n_\alpha^* = \frac{\bar{N}_\alpha}{1 + \Lambda_\alpha^*} = n_\alpha^* \left(1 + \frac{1}{\tau_\alpha^* \nu_{\alpha i}^F} \right), \quad (29)$$

where n_α^* is given by Eq. (19). Because $\tau_\alpha^* \nu_{\alpha i}^F \gg 1$, whether we are extracting the α 's or thinning them out using a separate chamber, the optimal density of α 's in the fusion region stays approximately constant, increasing only slightly to $n_\alpha^{F*}/n_i^F = 5.2\%$.

The Q that results from the full solution of the two-region power balance equations, with $\tau_\alpha = \tau_E$, $\bar{n}_\alpha^H =$

$1/10$ and $\bar{V} = 10\Lambda_\alpha$, are shown in Fig. 4. Roughly, this plot appears as a scaled mirror image of Fig. 3. Small Λ_α corresponds to taking the limit $\tau_\alpha \sim \tau_E$, precluding breakeven (as in Fig. 2), while large Λ_α corresponds to the limit $\tau_\alpha \ll \tau_E$, where the α 's are low density, but are dumped before they can transfer significant energy to the ions. The intermediate value of Λ_α^* , like τ_α^* , represents a point optimized accounting for both α energy transfer to ions and low bremsstrahlung losses.

VII. ADDITIONAL ADVANTAGES

In addition to an increase in the reactor performance Q , there are also two other distinct advantages to either selectively deconfining or splitting out the α 's.

First, as discussed earlier, the difficulty of confining a fusion plasma is generally treated as a function of the triple product of the density, temperature, and energy confinement times of the plasma constituents. Really, this should be considered a product of the plasma pressure and maximal energy confinement time:

$$\mathcal{T} = \tau_E \sum_s n_s T_s. \quad (30)$$

We have seen that for $\tau_E = \tau_\alpha$, the α fraction becomes large quickly, contributing significantly to \mathcal{T} . However, because the optimal α density is around $n_\alpha^F \sim 5\%$ of n_i^F , near the optimal values τ_α^* or Λ_α^* , the α 's contribute negligibly (around 7%) to \mathcal{T} . Thus, at the same time as the deconfinement or separation techniques allow for higher plasma performance at a given τ_E , they also make that τ_E easier to achieve for a given n_i^F by reducing the associated triple product \mathcal{T} . This reduction in \mathcal{T} with increasing Λ_α is shown in Fig. 5 for the same set of simulations as in Fig. 4. For the high-performance case of $\tau_E = 100$ s, the reduction in \mathcal{T} is greater than 50%.

Second, one of the primary advantages of pB11 fusion is that it is aneutronic. However, if high energy α 's co-exist alongside boron, a “side-chain” fusion reaction can occur,^{41–44} producing a nitrogen and a neutron, which receives the bulk of the kinetic energy of the reactants (up to ~ 6 MeV, but more typically $\lesssim 3$ MeV).

Because the $B - \alpha$ reaction cross section is a strong function of the α energy, with reactions coming primarily from $\gtrsim 1$ MeV α 's, one cannot simply look at the α density to evaluate the reduction in side-chain reaction rate. Instead, one must consider the population of fast α 's, which fundamentally requires a kinetic analysis. Nevertheless, certain results can be intuited.

For the case of α deconfinement, if one waits for the α particles to thermalize before extracting them on a timescale $\tau_\alpha \sim \tau_\alpha^*$, then there will be no reduction in side chain reactions, as any side chain reactions which would have occurred would occur before the particle is thermalized. Thus, extracting α 's after collisional thermalization does nothing to reduce side-chain reactions.

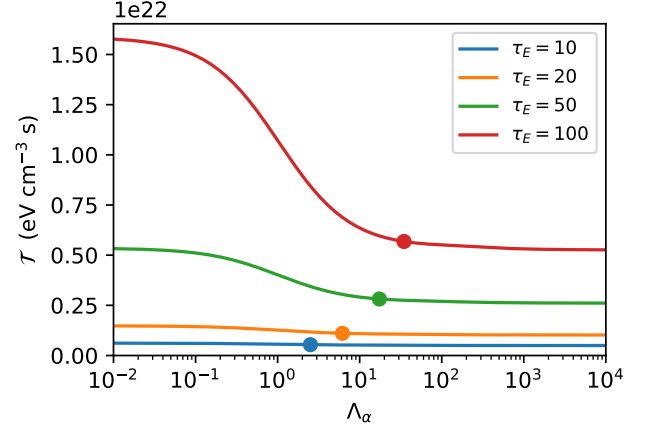


FIG. 5. Triple product in fusion region $\mathcal{T} \equiv \sum_s n_s^F T_s \tau_{Es}$ vs. α fraction in second region Λ_α for several values of the energy confinement time τ_E , for $\tau_\alpha = \tau_E$. The optimal Λ_α for each τ_E is shown as a dot. For a given τ_E , the reduction in the α density in the fusion region leads to a decrease in the triple product; an effect that becomes particularly pronounced at high τ_E , where the loading from α 's grows large.

There is a significant caveat to this conclusion, however. Consider again the case of α channeling, where the α 's are extracted through quasilinear diffusion by a well-chosen wave extracts energy from the α particles and puts it into the ion population. This effectively raises the thermalization rate between the α 's and the ions, allowing the α 's to be extracted on a timescale faster than τ_α^* without sacrificing the performance upside from α -ion thermalization. The resulting low α density would have the simultaneous merits of bringing reactor performance in line with α -free analyses^{5–8} and reducing side chain reactions (if $\tau_\alpha \nu_{\alpha i} \lesssim 1$). Once again, we see that α channeling pairs very naturally with pB11 fusion.

Now consider the case of a separated plasma. If the separation was achieved as the result of a potential barrier, with $0 < \psi_\alpha / T_\alpha \ll (\psi_p / T_i, \psi_b / T_i)$, then targeting a relatively low density α population in the H region will imply ψ_α is on the order of a few T_α . Thus, the most reactive α 's—those at or above 2 MeV—will pass over the potential easily. Very roughly, then, the reaction rate will be reduced by the ratio of the H chamber volume to the F chamber volume, i.e. by a factor $(\bar{V} + 1) \equiv (\Lambda_\alpha / \bar{n}_\alpha^F + 1)$. This can be a massive factor; ~ 180 for the $\tau_E = 50$ s case from Fig. 4, and ~ 360 for $\tau_E = 100$.

To summarize, while both α extraction and separation can significantly reduce the triple product at a given fuel ion density and temperature, α extraction can only reduce side-chain reactions if it is combined with enhanced α -ion thermalization with extraction occurring on a timescale shorter than the fusion timescale, while α separation naturally reduces side-chain reactions by a large factor.

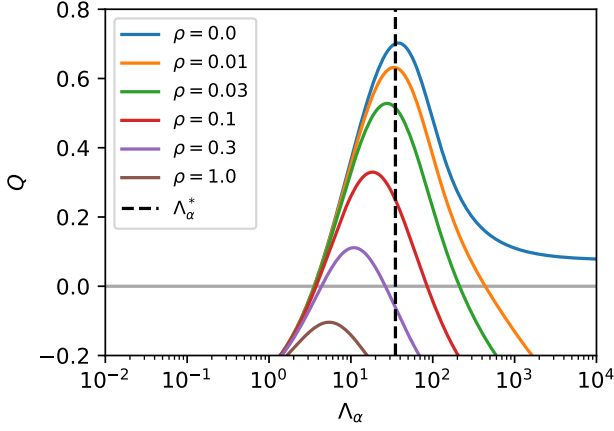


FIG. 6. Reactor performance Q versus α fraction in second region Λ_α for $\tau_E = \tau_\alpha = 100$ s, for several values of the proton-to- α density ratio fraction $\rho = \Lambda_p/\Lambda_\alpha$. At $\rho^* \sim 0.03$, the performance begins to be significantly impacted by enhanced proton losses, though positive- Q performance is possible even up to $\rho \sim 0.3$.

VIII. IMPERFECT SEPARATION

So far, we have shown that separating out α 's into a tenuous second plasma region can be advantageous. However, it might not always be possible to isolate α 's completely. For instance, if (as proposed) access to the two regions is controlled by a potential difference ψ_s for each species as it passes from F to H , then the density of each species in each chamber will scale as:

$$\bar{n}_s^H = e^{-\psi_s/T_s}; \quad (31)$$

i.e. requiring a vanishing proton and boron population in chamber two requires extremely large, species-dependent potentials to be produced in the plasma, which can be technically difficult. Thus, it makes sense to ask what happens if the separation is not so perfect, and some other ion species gain access to the H chamber.

Ignore for now the boron, whose large mass makes it fairly easy to contain via centrifugal forces, but consider that some protons might reach the H chamber. Since in our analysis we hold n_p^F fixed, the additional proton population increases \bar{N}_p , and thus increases proton losses. Ambipolarity constraints ($\bar{N}_e = \sum_j Z_j \bar{N}_j$) means that it also increases \bar{N}_e , and thus electron losses as well. Thus, as we increase the fraction of protons Λ_p in the H chamber, the losses change by an amount:

$$\frac{\partial P_L}{\partial \Lambda_p} = \frac{\partial P_L}{\partial \bar{N}_p} \frac{\partial \bar{N}_p}{\partial \Lambda_p} + \frac{\partial P_L}{\partial \bar{N}_e} \frac{\partial \bar{N}_e}{\partial \Lambda_p} = \frac{3}{2} \frac{n_i^F (T_i + T_e)}{\tau_E}. \quad (32)$$

Now we can examine the resulting impact of the H -region protons on reactor performance. As a measure of proton poisoning in the H chamber, define $\rho \equiv \bar{n}_p^H/\bar{n}_\alpha^H =$

Λ_p/Λ_α . With ρ fixed, Eq. (27) becomes:

$$\frac{\partial P_L}{\partial \Lambda_\alpha} = \frac{3}{2} \frac{\bar{N}_\alpha \nu_{\alpha i}^F (T_{\alpha 0} - T_i)}{(1 + \tau_\alpha \nu_{\alpha i}^F + \Lambda_\alpha)^2} + \rho \frac{3}{2} \frac{n_i^F (T_i + T_e)}{\tau_E}. \quad (33)$$

The performance of the two-region plasma will significantly decline relative to the proton-free case when the second term in Eq. (33) begins to dominate. This occurs when [using Eq. (24) and recalling $\tau_\alpha \nu_{\alpha i}^F \gg (1, \Lambda_\alpha)$, and $T_{\alpha 0} \gg T_i$]:

$$\rho^* \sim \frac{2}{3} \frac{P_F}{\nu_{\alpha i} n_i^F (T_i + T_e)} \frac{\tau_E}{\tau_\alpha}. \quad (34)$$

The right hand side of Eq. (34) is a ratio of the fusion rate to a modified thermalization rate, so it is fairly small; indeed, when $\tau_\alpha = \tau_E$, we have $\rho^* = 0.03$. We can see in Fig. 6 what happens as we repeat the simulations for $\tau_E = 100$ s in Fig. 4, but now with $\rho \neq 0$. Both the optimal value of Λ_α and the performance Q are reduced substantially as ρ increases past ρ^* , with positive- Q operation ceasing around $\rho \sim 0.5$.

Thus, we see that the relative fraction of protons in H chamber must be substantially less than the relative fraction of α 's in this chamber; i.e. $\bar{n}_p^H \ll \bar{n}_\alpha^H$. Thus, both protons and boron must see a larger potential as they enter the H chamber than α 's do.

IX. ACHIEVING SEPARATION

We have seen that the best advantages to pB11 fusion come when we can separate α particles from both proton and boron. Inconveniently, α particles have both a mass and a charge that are intermediate between the proton and boron mass and charge. Thus, one might think that it would be impossible to find a potential configuration that allows α particles into a certain region, while excluding proton and boron, since this requires $\psi_\alpha/T_\alpha \ll (\psi_p/T_i, \psi_b/T_i)$. Happily, at least one solution exists, if one is willing to make use of ponderomotive potentials.

To begin, consider a magnetic centrifugal mirror. Bend field lines so there is no change in field strength, but there is a change in radius, with a higher radius for region F and a lower radius for region H (Fig. 7). In this configuration, going from region F to region H , each ion species j sees a change in centrifugal potential ψ_{Cj} , related to the proton centrifugal potential by:

$$\psi_{Cj} = \psi_{Cp} \mu_j, \quad (35)$$

where μ_j is the proton-normalized mass of species j .

To this configuration, add transversely-polarized waves near the ion cyclotron frequency with a gradually sloping envelope. As a result of these waves, each ion species j will see a change in the ponderomotive potential ψ_{Pj} , given by:^{45–49}

$$\psi_{Pj} = \frac{Z_j^2 e^2 |E|^2}{4m_j (\omega^2 - \Omega_j^2)}, \quad (36)$$

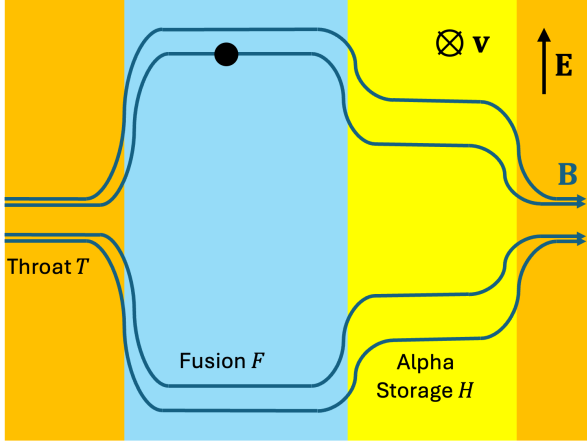


FIG. 7. Schematic of a two-region centrifugal mirror, with axial magnetic field \mathbf{B} and radial electric field \mathbf{E} causing $\mathbf{E} \times \mathbf{B}$ rotation.

where ω is the wave frequency and $\Omega_j \propto Z_j/\mu_j$ is the cyclotron frequency of species j . As for the centrifugal potential, we can express the ψ_{Pj} in terms of the proton cyclotron frequency:

$$\psi_{Pj} = \psi_{Pp} \frac{Z_j^2 (1 - \bar{\Omega}_p^2)}{\mu_j (1 - \bar{\Omega}_j^2)}, \quad (37)$$

where $\bar{\Omega}_j = \Omega_j/\omega$.

A key feature of the above ponderomotive potential is that the $\bar{\Omega}_j$ dependence allows it to take a different sign for protons than it does for α 's and boron, since the latter have a cyclotron frequency around half the size of the former. This ultimately allows us to build the desired potential configuration, as follows.

First, recall that $\psi_{Cj} > 0 \forall j$, so that the centrifugal potential repels all ion species from region H . Then choose $\psi_{Pp} > 0$ and $1 < \bar{\Omega}_p < 2$, implying that $\psi_{Pj} < 0$ for $j \in \{b, \alpha\}$. Thus, the centrifugal potential repels protons from region H , while attracting borons and α 's.

Second, note that the strengths of these potentials are not the same for each species. In particular, for the boron, the centrifugal potential and ponderomotive potentials are both stronger than for the α 's. Furthermore, the ponderomotive potential is slightly proportionally weaker for the boron than for the α 's, since:

$$\frac{\psi_{Pj}}{\psi_{Cj}} \propto \frac{Z_j^2}{\mu_j^2} \frac{1}{1 - \bar{\Omega}_j^2}, \quad (38)$$

and boron as a slightly lower charge-to-mass ratio (and thus also slightly lower $\bar{\Omega}_j$) than the α 's. The above scalings allow us to choose a ponderomotive potential that nearly cancels the centrifugal potential for the α 's, leading to a slight net positive potential, while leaving a deep centrifugal well for the boron. In this way, we can make an arbitrarily deep potential well for protons and boron, confining them to region F , while leaving the α 's

relatively free to traverse both regions.

It is worthwhile noting also that, since the plasma is rotating, similar potentials can also be produced by static perturbations in magnetic or electric fields imposed on the periphery, which then appear as waves with finite frequency in the rotating frame of the plasma. This method can be technologically advantageous, using simpler engineering components and drawing less power than wave-injection methods.^{50–55}

In the above analysis, we neglected one additional potential: the ambipolar potential. This potential arises because electrons do not see either of the above potentials. Thus, to enforce quasineutrality, an electric potential ϕ must form between the regions, resulting in each species seeing an additional potential energy:

$$\psi_{Es} = Z_s \phi. \quad (39)$$

To solve for this ambipolar potential, note that in terms of the F -chamber density n_s^F of each species, the H -chamber density is given by:

$$n_s^H = n_s^F e^{-\sum_W \psi_{Ws}/T_s}; \quad W \in \{C, P, E\}. \quad (40)$$

Taking $n_e^F = \sum_j n_j^F$, ϕ is then determined by enforcing ambipolarity in the H region:

$$\sum_s Z_s n_s^H = 0. \quad (41)$$

To determine the full equilibrium, we must therefore solve Eqs. (35-41). This can be done numerically fairly straightforwardly.

As an example, consider an F -region fuel ion density $n_i^F = 10^{14} \text{ cm}^{-3}$ of 85% protons and 15% boron, with an additional added 5% α density, with temperatures $T_i = 300 \text{ keV}$, $T_e = 150 \text{ keV}$, and $T_\alpha = 500 \text{ keV}$. In this case, a proton centrifugal potential of $\psi_{Cp} = 1.2 \text{ MeV}$ and a proton ponderomotive potential of $\psi_{Pp} = 810 \text{ keV}$ (at $\bar{\Omega}_p = 1.5$) results in an α population moderately reduced to $\bar{n}_\alpha^H = 10\%$ of the F chamber value, while the proton population is reduced to $n_p^H/n_p^F = 1.1\%$ and the boron value is vanishingly small. Thus, for this configuration, $\rho \equiv \bar{n}_p^H/\bar{n}_\alpha^H \approx 0.1$, allowing for breakeven fusion reactor operation.

X. DISCUSSION AND CONCLUSION

In the above analysis, we have established that α particle management is critical to achieving steady-state breakeven pB11 fusion, both to avoid the increase in the triple product, and to reduce the excess bremsstrahlung losses. This management can take either the form of rapid α particle extraction, or separation of the plasma into a fusion region F and an α -sequestration region H . The separation strategy has the additional benefit of naturally reducing the side-chain reaction rate, reducing deleterious neutron production. Furthermore, we showed

that α sequestration could be achieved through the use of a combination of centrifugal and ponderomotive potentials.

Of course, the desirability of the separation strategy depends on many other factors not considered here. For instance, generation of the ponderomotive potentials requires the presence of large standing wave energy in the plasma. While this energy need not necessarily dissipate in order to provide a ponderomotive potential, leakage of this energy could lead to a large loss term. Similarly, the use of large centrifugal potentials can lead to losses associated with dissipation of the rotational energy. And, of course, the H chamber represents a large magnetized volume of the reactor that must be supported by the confinement system, which could require large power input to maintain.

It is important to point out that while our example made use of ponderomotive potentials, it is by no means clear that these are necessary to produce the desired results. For instance, one could envision making the H region at higher potential than the F region, even for α particles, but having an additional potential barrier to pass between the regions. In such a case, the high-energy fusion-born α 's could initially have access to both regions, but then fall into one region or the other as they slow down. One could then attempt to manipulate the diffusion rates to ensure that more α 's fall into the H region, allowing α sequestration without the use of wave-based potentials. Of course, the details of such a scheme require a fundamentally kinetic analysis outside the scope of this paper.

Along with potential downsides, creating a second plasma region also produces significant possible opportunities. For instance, we discussed above that it might be desirable to employ α channeling in order to extract α particles from the plasma while heating ions. One of the best ways to do this might be by targeting the cyclotron harmonics; however, since boron and α particles have very similar cyclotron frequencies, this would be likely to primarily heat the boron, which is known to produce less fusion reactivity than heating the hot protons. However, if a second region is present, which only α particles and hot protons have access to, then any wave process will necessarily transfer power between the α 's and the hot protons, preferentially heating the most reactive part of the proton distribution and thus dramatically improving the power balance.^{6–8} Thus, it could easily turn out that an optimal configuration employs a combination of strategies, simultaneously separating out the α 's and extracting their energy quickly with waves, to leverage multiple of the above benefits. What is certain, however, is that any steady-state pB11 fusion reactor must have a strategy to deal with the accumulation of α particle ash, while still capturing its power to fuel the fusion reaction.

ACKNOWLEDGEMENTS

This work was supported by ARPA-E Grant No. DE-AR0001554.

DATA AVAILABILITY

Data sharing is not applicable to this article as no new data were created or analyzed in this study.

- ¹T. Rider, *Fundamental Limitations on Plasma Fusion Systems Not in Thermodynamic Equilibrium*, Ph.D. thesis, Massachusetts Institute of Technology (1995).
- ²T. H. Rider, “A general critique of inertial-electrostatic confinement fusion systems,” *Physics of Plasmas* **2**, 1853–1872 (1995).
- ³W. Nevins and R. Swain, “The thermonuclear fusion rate coefficient for p-¹¹B reactions,” *Nuclear Fusion* **40**, 865–872 (2000).
- ⁴M. H. Sikora and H. R. Weller, “A New Evaluation of the ¹¹B(p, α) α Reaction Rates,” *Journal of Fusion Energy* **35**, 538–543 (2016).
- ⁵S. Putvinski, D. Ryutov, and P. Yushmanov, “Fusion reactivity of the pB11 plasma revisited,” *Nuclear Fusion* **59**, 076018 (2019).
- ⁶I. E. Ochs, E. J. Kolmes, M. E. Mlodik, T. Rubin, and N. J. Fisch, “Improving the feasibility of economical proton-boron-11 fusion via alpha channeling with a hybrid fast and thermal proton scheme,” *Physical Review E* **106**, 055215 (2022).
- ⁷E. J. Kolmes, I. E. Ochs, and N. J. Fisch, “Wave-supported hybrid fast-thermal p-¹¹B fusion,” *Physics of Plasmas* **29**, 110701 (2022).
- ⁸I. E. Ochs and N. J. Fisch, “Lowering the reactor breakeven requirements for proton-boron 11 fusion,” *Physics of Plasmas* **31**, 012503 (2024).
- ⁹N. Rostoker, M. W. Binderbauer, and H. J. Monkhorst, “Colliding Beam Fusion Reactor,” *Science* **278**, 1419–1422 (1997).
- ¹⁰M. Lampe and W. Manheimer, “NRL/MR/6709-98-8305: Comments on the Colliding Beam Fusion Reactor Proposed by Rostoker, Binderbauer and Monkhorst for Use with the p-11B Fusion Reaction,” Tech. Rep. (Naval Research Laboratory, Washington, DC, 1998).
- ¹¹V. I. Volosov, “Aneutronic fusion on the base of asymmetrical centrifugal trap,” *Nuclear Fusion* **46**, 820–828 (2006).
- ¹²V. I. Volosov, “Problems of the ACT reactor (the P11B reaction),” in *Fusion Science and Technology*, Vol. 59 (American Nuclear Society, 2011) pp. 214–216.
- ¹³C. Labaune, C. Baccou, S. Depierreux, C. Goyon, G. Loisel, V. Yahia, and J. Rafelski, “Fusion reactions initiated by laser-accelerated particle beams in a laser-produced plasma,” *Nature Communications* **4**, 2506 (2013).
- ¹⁴S. Eliezer, H. Hora, G. Korn, N. Nissim, and J. M. Martinez Val, “Avalanche proton-boron fusion based on elastic nuclear collisions,” *Physics of Plasmas* **23**, 050704 (2016).
- ¹⁵R. M. Magee, A. Necas, R. Clary, S. Korepanov, S. Nicks, T. Roche, M. C. Thompson, M. W. Binderbauer, and T. Tajima, “Direct observation of ion acceleration from a beam-driven wave in a magnetic fusion experiment,” *Nature Physics* **15**, 281–286 (2019).
- ¹⁶S. Eliezer and J. M. Martinez-Val, “A novel fusion reactor with chain reactions for proton-boron11,” *Laser and Particle Beams* **38**, 39–44 (2020).
- ¹⁷S. Eliezer, Y. Schweitzer, N. Nissim, and J. M. Martinez Val, “Mitigation of the Stopping Power Effect on Proton-Boron11 Nuclear Fusion Chain Reactions,” *Frontiers in Physics* **8**, 573694 (2020).
- ¹⁸H. Ruhl and G. Korn, “A non-thermal laser-driven mixed fuel nuclear fusion reactor concept,” (2022), arXiv:2202.03170.
- ¹⁹V. Istoksaia, M. Tosca, L. Giuffrida, J. Psikal, F. Grepl, V. Kantarelou, S. Stancek, S. Di Siena, A. Hadjikyriacou,

- A. McIlvenny, Y. Levy, J. Huynh, M. Cimrman, P. Pleskunov, D. Nikitin, A. Choukourov, F. Belloni, A. Picciotto, S. Kar, M. Borghesi, A. Lucianetti, T. Mocek, and D. Margarone, “A multi-MeV alpha particle source via proton-boron fusion driven by a 10-GW tabletop laser,” *Communications Physics* **6**, 27 (2023).
- ²⁰W.-Q. Wei, S.-Z. Zhang, Z.-G. Deng, W. Qi, H. Xu, L.-R. Liu, J.-L. Zhang, F.-F. Li, X. Xu, Z.-M. Hu, B.-Z. Chen, B.-B. Ma, J.-X. Li, X.-G. Ren, Z.-F. Xu, D. H. H. Hoffmann, Q.-P. Fan, W.-W. Wang, S.-Y. Wang, J. Teng, B. Cui, F. Lu, L. Yang, Y.-Q. Gu, Z.-Q. Zhao, R. Cheng, Z. Wang, Y. Lei, G.-Q. Xiao, H.-W. Zhao, B. Liu, G.-C. Zhao, M.-S. Liu, H.-S. Xie, L.-F. Cao, J.-R. Ren, W.-M. Zhou, and Y.-T. Zhao, “Proton-Boron Fusion Yield Increased by Orders of Magnitude with Foam Targets,” (2023), arXiv:2308.10878 [physics].
- ²¹R. M. Magee, K. Ogawa, T. Tajima, I. Allfrey, H. Gota, P. McCarroll, S. Ohdachi, M. Isobe, S. Kamio, V. Klumper, H. Nuga, M. Shoji, S. Ziaei, M. W. Binderbauer, and M. Osakabe, “First measurements of p11B fusion in a magnetically confined plasma,” *Nature Communications* **14**, 955 (2023).
- ²²M.-s. Liu, H.-s. Xie, Y.-m. Wang, J.-q. Dong, K.-m. Feng, X. Gu, X.-l. Huang, X.-c. Jiang, Y.-y. Li, Z. Li, B. Liu, W.-j. Liu, D. Luo, Y.-K. M. Peng, Y.-j. Shi, S.-d. Song, X.-m. Song, T.-t. Sun, M.-z. Tan, X.-y. Wang, Y.-m. Yang, G. Yin, and H.-y. Zhao, “ENN’s roadmap for proton-boron fusion based on spherical torus,” *Physics of Plasmas* **31**, 062507 (2024).
- ²³H. Xie, X. Gu, Y. Wang, Q. Wang, F. Wang, H. Kong, J. Dong, Y. Liang, Y.-K. M. Peng, and M. Liu, “Preliminary considerations and challenges of proton-boron fusion energy extraction on the EHL-2 spherical torus,” *Plasma Science and Technology* (2025), 10.1088/2058-6272/adae43.
- ²⁴S. Liu, D. Wu, B. Liu, Y.-K. M. Peng, J. Dong, T. Liang, H. Huang, and Z.-M. Sheng, “Feasibility of proton–boron fusion under non-thermonuclear steady-state conditions: Rider’s constraint revisited,” *Physics of Plasmas* **32**, 012101 (2025).
- ²⁵I. E. Ochs, E. J. Kolmes, M. E. Mlodik, T. Rubin, and N. J. Fisch, “Erratum: Improving the feasibility of economical proton-boron-11 fusion via alpha channeling with a hybrid fast and thermal proton scheme [Phys. Rev. E **106**, 055215 (2022)],” *Physical Review E* **109**, 049901 (2024).
- ²⁶M. E. Mlodik, V. R. Munirov, T. Rubin, and N. J. Fisch, “Sensitivity of synchrotron radiation to the superthermal electron population in mildly relativistic plasma,” *Physics of Plasmas* **30**, 043301 (2023).
- ²⁷I. E. Ochs, M. E. Mlodik, and N. J. Fisch, “Electron tail suppression and effective collisionality due to synchrotron emission and absorption in mildly relativistic plasmas,” *Physics of Plasmas* **31**, 083303 (2024).
- ²⁸L. Guazzotto and R. Betti, “Tokamak two-fluid ignition conditions,” *Physics of Plasmas* **24**, 082504 (2017).
- ²⁹L. Guazzotto and R. Betti, “Two-fluid burning-plasma analysis for magnetic confinement fusion devices,” *Plasma Physics and Controlled Fusion* **61**, 085028 (2019).
- ³⁰S. E. Wurzel and S. C. Hsu, “Progress toward fusion energy breakeven and gain as measured against the Lawson criterion,” *Physics of Plasmas* **29**, 062103 (2022).
- ³¹S. J. Frank, J. Viola, Y. V. Petrov, J. K. Anderson, D. Bindl, B. Biswas, J. Caneses, D. Endrizzi, K. Furlong, R. W. Harvey, C. M. Jacobson, B. Lindley, E. Marriott, O. Schmitz, K. Shih, and C. B. Forest, “Integrated modelling of equilibrium and transport in axisymmetric magnetic mirror fusion devices,” (2024), arXiv:2411.06644 [physics].
- ³²N. Fisch and J.-M. Rax, “Current drive by lower hybrid waves in the presence of energetic alpha particles,” *Nuclear Fusion* **32**, 549–556 (1992).
- ³³N. J. Fisch and J.-M. Rax, “Interaction of energetic alpha particles with intense lower hybrid waves,” *Physical Review Letters* **69**, 612–615 (1992).
- ³⁴E. J. Valeo and N. J. Fisch, “Excitation of Large-kTheta Ion-Bernstein Waves in Tokamaks,” *Physical Review Letters* **73**, 3536–3539 (1994).
- ³⁵N. J. Fisch, “Alpha power channeling using ion-Bernstein waves,” *Physics of Plasmas* **2**, 2375–2380 (1995).
- ³⁶M. C. Herrmann and N. J. Fisch, “Cooling Energetic Alpha Particles in a Tokamak with Waves,” *Physical Review Letters* **79**, 1495–1498 (1997).
- ³⁷I. E. Ochs, N. Bertelli, and N. J. Fisch, “Alpha channeling with high-field launch of lower hybrid waves,” *Physics of Plasmas* **22**, 112103 (2015).
- ³⁸N. J. Fisch, “Alpha Channeling in Mirror Machines,” *Physical Review Letters* **97**, 225001 (2006).
- ³⁹A. J. Fetterman and N. J. Fisch, “Alpha Channeling in a Rotating Plasma,” *Physical Review Letters* **101**, 205003 (2008).
- ⁴⁰N. Fisch and M. Herrmann, “Utility of extracting alpha particle energy by waves,” *Nuclear Fusion* **34**, 1541–1556 (1994).
- ⁴¹R. L. Walker, “The α , n Cross Section of Boron,” *Physical Review* **76**, 244–247 (1949).
- ⁴²T. W. Bonner, A. A. Kraus, J. B. Marion, and J. P. Schiffer, “Neutrons and Gamma Rays from the Alpha-Particle Bombardment of Be 9, B 10, B 11, C 13, and O 18,” *Physical Review* **102**, 1348–1354 (1956).
- ⁴³Q. Liu, *Measurement of Alpha Capture Reactions on 10,11B*, Ph.D. thesis, University of Notre Dame, United States – Indiana (2020).
- ⁴⁴H. Hora, S. Eliezer, and N. Nissim, “Elimination of Secondary Neutrons from Laser Proton-Boron Fusion,” *Laser and Particle Beams* **2021**, e13 (2021).
- ⁴⁵A. V. Gaponov and M. A. Miller, “Potential Wells for Charged Particles in a High-Frequency Electromagnetic Field,” *Soviet Physics JETP* **7**, 168 (1958).
- ⁴⁶L. Pitaevskii, “Electric Forces in a Transparent Dispersive Medium,” *Soviet Physics JETP-USSR* **12**, 1008–1013 (1961).
- ⁴⁷H. Motz and C. Watson, “The Radio-Frequency Confinement and Acceleration of Plasmas,” *Advances in Electronics and Electron Physics* **23**, 153–302 (1967).
- ⁴⁸I. Y. Dodin, N. J. Fisch, and J. M. Rax, “Ponderomotive barrier as a Maxwell demon,” *Physics of Plasmas* **11**, 5046–5064 (2004).
- ⁴⁹T. Miller, I. Be’ery, E. Gudintsky, and I. Barth, “RF plugging of multi-mirror machines,” *Physics of Plasmas* **30**, 072510 (2023).
- ⁵⁰T. Rubin, J. M. Rax, and N. J. Fisch, “Magnetostatic ponderomotive potential in rotating plasma,” *Physics of Plasmas* **30**, 052501 (2023).
- ⁵¹T. Rubin, J. Rax, and N. Fisch, “Guiding centre motion for particles in a ponderomotive magnetostatic end plug,” *Journal of Plasma Physics* **89**, 905890615 (2023).
- ⁵²I. E. Ochs and N. J. Fisch, “Critical role of isopotential surfaces for magnetostatic ponderomotive forces,” *Physical Review E* **108**, 065210 (2023).
- ⁵³T. Rubin, I. E. Ochs, and N. J. Fisch, “Flowing plasma rearrangement in the presence of static perturbing fields,” *Physics of Plasmas* **31**, 082109 (2024).
- ⁵⁴E. J. Kolmes and N. J. Fisch, “Coriolis forces modify magnetostatic ponderomotive potentials,” *Physics of Plasmas* **31**, 112107 (2024).
- ⁵⁵T. Rubin and N. J. Fisch, “Ponderomotive barriers in rotating mirror devices using static fields,” (2025), arXiv:2502.02008 [physics].