
Optimizing Social Network Interventions via Hypergradient-Based Recommender System Design

Marino Kühne

ETH Zürich

marino.kuehne@outlook.com

Panagiotis D. Grontas

ETH Zürich

pgrontas@ethz.ch

Giulia De Pasquale

Eindhoven University of Technology

g.de.pasquale@tue.nl

Giuseppe Belgioioso

KTH Royal Institute of Technology

giubel@kth.se

Florian Dörfler

ETH Zürich

dorfler@ethz.ch

John Lygeros

ETH Zürich

jlygeros@ethz.ch

Abstract

Although social networks have expanded the range of ideas and information accessible to users, they are also criticized for amplifying the polarization of user opinions. Given the inherent complexity of these phenomena, existing approaches to counteract these effects typically rely on handcrafted algorithms and heuristics. We propose an elegant solution: we act on the network weights that model user interactions on social networks (e.g., frequency of communication), to optimize a performance metric (e.g., polarization reduction), while users' opinions follow the classical Friedkin-Johnsen model. Our formulation gives rise to a challenging large-scale optimization problem with non-convex constraints, for which we develop a gradient-based algorithm. Our scheme is simple, scalable, and versatile, as it can readily integrate different, potentially non-convex, objectives. We demonstrate its merit by: (i) rapidly solving complex social network intervention problems with 3 million variables based on the Reddit and DBLP datasets; (ii) significantly outperforming competing approaches in terms of both computation time and disagreement reduction.

1 Introduction

Problem description and motivation: Social media platforms brought many societal benefits but they have also been associated with the spread of fake news and the polarization of opinions Allcott and Gentzkow (2017); Bail et al. (2018); Bakshy et al. (2015); González-Bailón et al. (2023); Allcott et al. (2020); Levy (2021); Guess et al. (2023a,b). The algorithms employed by social media companies to maintain user engagement are thought to contribute to the isolation of the users into echo chambers, where opinions are segregated by party lines and ties to opposing views are severed Pariser (2011). Even though the literature suggests that the algorithms of major social media companies may decrease the share of cross-cutting content in users' feeds Bakshy et al. (2015); González-Bailón et al. (2023), thereby limiting diverse content exposure, the user's choice of engaging with opinion-confirming material tends to be a comparable cause of this isolation Garrett (2009); González-Bailón et al. (2023); Wojcieszak et al. (2022).

The field of opinion dynamics studies how the content provided by social media shapes user opinions and how opinions propagate in a social network Noorazar (2020). Users in the social networks are modeled as nodes in a directed, weighted graph, where the edge orientation represents the direction of influence between users and the edge weights represent the intensity of the social influence. Here we consider the well-established Friedkin-Johnsen (FJ) model Friedkin and Johnsen (1990), which has been successfully employed in the study of polarization and disagreement in social networks Chitra and Musco (2020); Musco et al. (2018); Chen et al. (2018). In the FJ model, users have both a constant internal opinion (prejudice) and a time-varying external, declared opinion. The external opinion of each user evolves by repeated averaging of the internal opinion with the external opinions of interacting users, while the prejudice remains constant. We propose a unified framework to address a broad class of problems involving the influence of user opinions on social platforms, such as polarization mitigation, through modifications to users’ connections when opinions evolve according to the FJ dynamics.

Literature review: The literature on network interventions under the FJ dynamics is vast Bindel et al. (2015); Gionis et al. (2013); Gaitonde et al. (2020); Ancona et al. (2022); Chen et al. (2018); Musco et al. (2018); Matakos et al. (2017); Zhu et al. (2024); Chitra and Musco (2020). All these works seek to achieve various objectives by designing interventions on the social network topology or on the internal opinions of users. The most common approach is based on adding or deleting edges from the network, where the following objectives are considered: minimization of average- and worst-case opinion dynamics metrics Chen et al. (2018), social cost minimization Bindel et al. (2015), and polarization and disagreement minimization Zhu et al. (2024). Differently, Chitra and Musco (2020) minimizes disagreement by altering the edge weights. A second, less common approach focuses on changing opinions of specific users Gionis et al. (2013); Matakos et al. (2017); Musco et al. (2018). To achieve a generally favourable opinion about a product, Gionis et al. (2013) sets the opinions of a fixed number of users to a specific value. On the other hand, Matakos et al. (2017) sets the opinions of a fixed number of users to zero to minimize polarization. Finally, Musco et al. (2018) modifies opinions to minimize the sum of polarization and disagreement.

If we view the weights¹ of the network as hyperparameters of a model, then choosing the optimal ones becomes a hyperparameter tuning problem. This defines the upper level of a bilevel optimization problem. In turn, the equilibrium resulting from the repeated averaging of the FJ dynamics can be interpreted as the Nash equilibrium of a game defined by a separate optimization problem Bindel et al. (2015), forming the lower level. These bilevel optimization problems are difficult to solve – for example, some formulations in Bindel et al. (2015) and Matakos et al. (2017), are shown to be NP-hard. A few special problems with tailor-made objectives are shown to be convex, such as (Gaitonde et al., 2020, Section 4) or Musco et al. (2018). However, this is not the case in general and the problems are solved with problem-specific algorithms or heuristics such as in Gionis et al. (2013) or Matakos et al. (2017).

For both large-scale convex and non-convex problems, first-order methods have proven highly effective, as demonstrated in works like Bottou et al. (2018); Bottou (2010); Kingma and Ba (2015). These methods are particularly appealing due to their computational efficiency and scalability. Recent advancements have extended these approaches to hypergradients Maclaurin et al. (2015) (the gradient of the objective with respect to hyperparameters), while also analyzing the computational complexity of such methods Grazi et al. (2020). A widely-used technique for obtaining hypergradients involves differentiating through implicit mappings, as explored in Grontas et al. (2024).

Contributions: We consider the FJ model of opinion dynamics. We seek to drive the equilibrium user opinions to a desired configuration by modifying network weights. Our contribution is three-fold:

1. We formulate an optimal intervention task as an optimization problem with non-convex constraints, that describe the equilibria of the FJ dynamics. Our formulation can accommodate any (differentiable) objective, e.g., polarization or disagreement reduction, as well as convex constraints modelling intervention limits.
2. We propose a first-order algorithm that alternates between modifying the network weights and computing both the equilibrium opinions and their gradient with respect to weights, by

¹The same principle holds if internal opinions are considered as hyperparameters, but it is not covered in this work.

efficiently backpropagating through the FJ dynamics. Crucially, both steps are simple and scalable: they consist of a projected gradient update and the solution of two linear systems.

3. We provide a modular, and well-documented implementation of our algorithm in JAX Bradbury et al. (2018), facilitating the usage of hardware accelerators². We then test our algorithm on real-world datasets, with up to 3 million modifiable weights, and obtain a solution in a matter of minutes on a GPU. Additionally, we compare our approach against the nonlinear programming solver IPOPT, demonstrating up to three orders of magnitude faster runtime while achieving superior solution quality. Finally, compared to an existing heuristic, which is tailored to a subclass within our problem formulation, our scheme obtains significantly better solutions.

Notation Let $\mathbb{R}_{\geq 0}$ ($\mathbb{R}_{> 0}$) denote the set of non-negative (positive) real numbers. We denote the (i, j) element of matrix W by w_{ij} . Let $\|\cdot\|_F$ and $\|\cdot\|_2$ denote the Frobenius and the ℓ_2 norm, respectively. The projection of a vector w onto a convex set \mathcal{W} is denoted by $\Pi_{\mathcal{W}}[w] = \operatorname{argmin}_{z \in \mathcal{W}} \|z - w\|_2^2$. Let $F : \mathbb{R}^m \times \mathbb{R}^n \rightarrow \mathbb{R}^p$ be a vector-valued differentiable mapping. We denote the partial Jacobians of F with respect to the first and second arguments as $J_1 F(w, y) \in \mathbb{R}^{p \times m}$ and $J_2 F(w, y) \in \mathbb{R}^{p \times n}$, respectively. If $p = 1$, we use $\nabla_1 F, \nabla_2 F$ to denote the partial gradients.

2 Problem Formulation

We consider social networks consisting of interacting users, where a recommendation system (referred to as *leader*) seeks to influence the users’ opinions by controlling the interactions between them. This problem can be framed as a bilevel optimization problem, where the upper level involves the leader’s interventions, and the lower level models the users, whose opinions are affected by the leader’s decisions. Specifically, the leader aims to shift the users’ opinions towards a desired configuration by altering network weights. In practice, these weights may represent various metrics, such as the volume of shared content (e.g., videos, images, or text) between two users, with the leader potentially reducing the connection strength by restricting content distribution between them.

2.1 Lower Level – Opinion Dynamics

We consider a network G , represented by a directed weighted graph $G = (V, W)$ where $V := \{1, \dots, n\}$ is the set of nodes, and $W \in \mathbb{R}^{n \times n}$ is the (weighted) adjacency matrix. For notational convenience, we will reshape W as a vector $w \in \mathbb{R}^{n^2}$. We assume that G contains no self-loops and has non-negative weights, formally, $w \in \mathcal{B} := \{w \in \mathbb{R}^{n^2} \mid w_{ii} = 0, w_{ij} \geq 0, \forall i, j \in V\}$. An edge between nodes $i, j \in V$ exists if and only if $w_{ij} > 0$, and we say that i and j are neighbors. Interpreting G as a social network, each of the n nodes corresponds to a user (e.g., individuals, companies, news outlets, etc.), and the edges represent connections between them. For each edge (i, j) , the user on the tail i is influenced by the user on the head j . The edge is assigned a weight proportional to the influence j exerts on i and could, for example, represent the time i spends consuming content shared over this connection, the frequency of interaction, or any other engagement metric. It is natural to assume that a longer exposure results in a greater influence. According to the FJ opinion dynamics Friedkin and Johnsen (1990), the opinion of user i consists of two parts: the constant internal opinion, or prejudice, $s_i \in \mathbb{R}$ and the time-varying external opinion $y_i \in \mathbb{R}$. We consider opinions to be in the interval $[-1, 1]$, where -1 indicates complete opposition and 1 complete approval. The internal opinion s_i is kept private, while the external opinion y_i is shared with others. Owing to the interactions between users, the external opinion of user i changes over time according to the FJ update rule

$$y_i^{(t+1)} = \frac{s_i + \sum_{j \in V} w_{ij} y_j^{(t)}}{1 + \sum_{j \in V} w_{ij}}, \quad (1)$$

and we note that the sums are implicitly restricted to the neighbors of i , since $w_{ij} = 0$ if j is not a neighbor of i . The update (1) can be understood as a repeated weighted averaging between the internal opinion s_i and the neighbors’ opinions y_j , where the weights w_{ij} indicate how susceptible

²We plan to release the code as open-source upon publication of this paper.

user i is to user j 's opinion. We can compute the equilibrium of (1) as the solution of the linear system of equations

$$\underbrace{\begin{bmatrix} 1 + \sum_{j \in V} w_{1j} & \cdots & -w_{1n} \\ \vdots & \ddots & \vdots \\ -w_{n1} & \cdots & 1 + \sum_{j \in V} w_{nj} \end{bmatrix}}_{:=A(w)} y = s, \quad (2)$$

with $s = [s_1, \dots, s_n]^\top \in \mathbb{R}^n$, $y = [y_1, \dots, y_n]^\top \in \mathbb{R}^n$, and $A(w) \in \mathbb{R}^{n \times n}$. Note that, $A(w)$ depends on the network weights w , i.e., the vectorized form of the adjacency matrix W . Next, we show that whenever the weights are appropriately chosen, there exists a unique vector of equilibrium opinions.

Proposition 2.1. *Assuming $w \in \mathcal{B}$, the matrix $A(w)$ is invertible and the FJ dynamics (1) admits a unique equilibrium that solves (2).*

The proposition holds since $A(w)$ is strictly row diagonally dominant and therefore invertible (Taussky, 1949, Th. IV).

2.2 Upper Level – Network Intervention

The goal of the leader is to find weights $w \in \mathbb{R}^{n^2}$ that minimize a cost function $\varphi : \mathbb{R}^{n^2} \times \mathbb{R}^n \rightarrow \mathbb{R}$, mapping w and the resulting solution of (2) to some upper-level objective.

Assumption 2.2. $\varphi(w, y)$ is continuously differentiable in both arguments.

A possible choice is given by $\varphi(w, y) := \frac{1}{n} \|y\|_2^2$, a classical measure of polarization, previously used by Matakos et al. (2017). In practice, the leader cannot modify the network weights arbitrarily, as such interventions directly impact the users' experience (e.g., consider the case where a connection between two close friends is removed). We model permissible interventions as a constraint $w \in \mathcal{W}$, obeying the following assumption.

Assumption 2.3. The set of constraints \mathcal{W} is non-empty, closed, and convex, and $\mathcal{W} \subseteq \mathcal{B}$.

The set \mathcal{W} can be used to add constraints that encode requirements such as: (i) some connections cannot be formed or altered, by fixing w_{ij} to zero or to its initial value, respectively; (ii) ensuring that some connections are maintained by imposing lower bounds on some w_{ij} . Further, \mathcal{W} ensures that weights are compatible with our assumption $w \in \mathcal{B}$.

Note that many of these constraints decrease the number of degrees of freedom in the optimization problem, for example by fixing some weights to a given value. In principle, one can maintain all the degrees of freedom and enforce this requirement through the set \mathcal{W} . Computationally, however, it is more efficient to drop the corresponding decision variables from w from the beginning, giving rise to a decision vector of dimension lower than n^2 . We always drop the weights w_{ii} from w , as self-loops are absent, reducing the number of decision variables to $m = n(n-1)$. Throughout the remainder of this paper, m denotes the effective number of decision variables.

Combining the upper-level objective φ with the equilibrium of the lower level (2) and permissible interventions in \mathcal{W} , we formulate the following optimization problem:

$$\underset{w, y}{\text{minimize}} \quad \varphi(w, y) \quad (3a)$$

$$\text{subject to} \quad A(w)y = s, \quad (3b)$$

$$w \in \mathcal{W}. \quad (3c)$$

The bilinear constraint (3b) renders the feasible set non-convex. We rewrite (3) as

$$\underset{w}{\text{minimize}} \quad \varphi(w, y^*(w)) \quad (4a)$$

$$\text{subject to} \quad w \in \mathcal{W}, \quad (4b)$$

where $y^*(w)$ denotes the solution to the system $A(w)y = s$. We refer to $y^*(\cdot) : \mathbb{R}^m \rightarrow \mathbb{R}^n$ as the equilibrium mapping, which is well-posed under Assumption 2.3. Formulation (4) is favorable since

$y^*(\cdot)$ is continuously differentiable (see Proposition 3.1), hence motivating us to deploy a first-order solution method.

Although (4) involves convex constraints, it is still challenging to solve, as $y^*(\cdot)$ is an implicit mapping, for which a closed-form expression is, in general, not available. Moreover, the objective is non-convex.

3 Algorithm Design

To solve (4), we propose a gradient-based algorithm. The main challenge lies in obtaining the *hypergradient*, i.e., the gradient of the objective $\varphi(w, y^*(w))$ with respect to w . This can be achieved by using the chain rule as follows:

$$\begin{aligned} \nabla_w \varphi(w, y^*(w)) &= \nabla_1 \varphi(w, y^*(w)) \\ &\quad + Jy^*(w)^\top \nabla_2 \varphi(w, y^*(w)). \end{aligned} \quad (5)$$

Under Assumption 2.2, the partial gradients $\nabla_1 \varphi$ and $\nabla_2 \varphi$ are well-defined. However, ensuring the existence of the Jacobian of the equilibrium mapping, $Jy^*(w)$, also called the *sensitivity*, and computing it is a non-trivial task.

To compute $Jy^*(w)$, we introduce the auxiliary expression $F(w, y) := A(w)y - s$. In the following we provide an explicit expression for the sensitivity.

Proposition 3.1. *Under Assumption 2.3, the function $y^*(\cdot)$ is continuously differentiable and its Jacobian $Jy^*(w)$ is well-defined. Moreover, $Jy^*(w)$ is given by*

$$Jy^*(w) = -J_2 F(w, y^*(w))^{-1} J_1 F(w, y^*(w)). \quad (6)$$

Proof. From the definition $F(w, y) := A(w)y - s$, it immediately follows that $J_2 F(w, y) = A(w)$, which is continuous in both arguments. Furthermore, $J_1 F(w, y)$ is continuous in both arguments by Lemma 6.1 in Appendix 6.1. Thus, $F(w, y)$ is continuously differentiable. Additionally, by Proposition 2.1, $A(w)$ and therefore $J_2 F(w, y)$ are nonsingular. By invoking the implicit function theorem (Dontchev and Rockafellar, 2009, Th. 1B.1), the sensitivity exists, is continuous, and given by (6). \square

Given $Jy^*(w)$, we can evaluate the hypergradient and solve (4) using our preferred first-order method. In this work, we deploy projected gradient descent with momentum Bolduc et al. (2017) given by

$$\begin{aligned} m^{(k+1)} &= \gamma m^{(k)} + \nabla_w \varphi(w^{(k)}, y^*(w^{(k)})) \\ w^{(k+1)} &= \Pi_{\mathcal{W}} [w^{(k)} - \alpha^{(k)} m^{(k+1)}], \end{aligned} \quad (7)$$

where $\alpha^{(k)} \in [0, 1]$ is a possibly iteration-dependent step-size and $\gamma \geq 0$ is a momentum parameter. This formulation contains a short-term memory for the descent direction of the previous iteration k in the form of $m^{(k)}$, and it can often significantly decrease the runtime for an appropriate choice of γ Goh (2017). The projection is employed to ensure feasibility of the iterates $w^{(k)}$.

3.1 Backpropagation through Equilibrium Opinions

Computing $Jy^*(w)$ by solving the matrix equation (6) can be computationally challenging for large-scale problems Parise and Ozdaglar (2021). Concretely, we need to solve

$$\underbrace{J_2 F(w, y^*(w))}_{\mathbb{R}^{n \times n}} \underbrace{Jy^*(w)}_{\mathbb{R}^{n \times m}} = - \underbrace{J_1 F(w, y^*(w))}_{\mathbb{R}^{n \times m}},$$

for a given w , and therefore fixed $y^*(w)$, with matrix sizes as indicated. To reduce the computational burden, note that we do not need the sensitivity $Jy^*(w)$ by itself in (5) but rather the vector-Jacobian product $Jy^*(w)^\top \nabla_2 \varphi(w, y^*(w))$, see e.g., Grazzi et al. (2020). Substituting (6) in (5), yields:

$$\begin{aligned} \nabla_w \varphi(w, y^*(w)) &= \nabla_1 \varphi(w, y^*(w)) - J_1 F(w, y^*(w))^\top \\ &\quad \left(J_2 F(w, y^*(w))^\top \right)^{-1} \nabla_2 \varphi(w, y^*(w)) \\ &= \nabla_1 \varphi(w, y^*(w)) - J_1 F(w, y^*(w))^\top v, \end{aligned} \quad (8)$$

Algorithm 1 BeeRS

```
1: Input: Tolerance  $\varepsilon$ , step size  $\alpha^{(k)}$ , momentum param.  $\gamma$ 
2:  $w^{(0)} \leftarrow$  Set initial network weights
3: while True do
4:   Compute  $J_2F(w^{(k)})$ 
5:    $y^*(w^{(k)}) \leftarrow$  Solve (2)
6:   if  $\zeta^{(k)} \leq \varepsilon$  then Break
7:   Compute  $J_1F(w^{(k)}, y^*(w^{(k)}))$ 
8:   Compute gradients  $\nabla_{1,2}\varphi(w^{(k)}, y^*(w^{(k)}))$ 
9:    $v^{(k)} \leftarrow$  Solve (9)
10:   $\nabla_w\varphi(w, y^*(w)) \leftarrow$  Compute (8)
11:   $w^{(k+1)} \leftarrow$  Using (7)
12: end while
13: Output:  $w^*$ ,  $\varphi(w^*, y^*(w^*))$ 
```

where $v \in \mathbb{R}^n$ solves the linear system of equations

$$J_2F(w, y^*(w))^\top v = \nabla_2\varphi(w, y^*(w)). \quad (9)$$

Hence, we can compute the hypergradient by solving (9) instead of (6), i.e., we solve one linear system instead of m .

Combining the equilibrium backpropagation (9) with the chain rule (8) yields Algorithm 1, which we refer to as *BeeRS* (Best Intervention for Recommender Systems). As termination criterion we use

$$\zeta^{(k)} := \frac{|\varphi(w^{(k-1)}, y^*(w^{(k-1)})) - \varphi(w^{(k)}, y^*(w^{(k)}))|}{|\varphi(w^{(k-1)}, y^*(w^{(k-1)}))|} \leq \varepsilon$$

for some small tolerance $\varepsilon > 0$. Implementation details are given in Appendix 6.2.

4 Numerical Simulations & Comparisons

In this section, we demonstrate the effectiveness of our algorithm by deploying it on real-world and artificially-generated datasets. In Section 4.1, we study the scalability of BeeRS on both a CPU and a GPU. In Section 4.2, we compare BeeRS to IPOPT, a state-of-the-art nonlinear programming solver that can directly solve the non-convex program (3), while in Section 4.3 we compare against a competing algorithm proposed in Chitra and Musco (2020). Hardware specifications are given in Appendix 6.3, and the subsequent choices for the step size α and momentum parameter γ are justified in Appendix 6.4.

4.1 Scalability Study

4.1.1 Problem Setup

We consider a social network with directed connections. Let us consider the problem where a newly founded news agency, labeled as ζ , wants to establish itself in the network by sharing content such as news articles. The news agency is neutral, which is encoded by the internal opinion $s_\zeta = 0$, while all other users (readers) might be biased with internal opinions $s_i \in [-1, 1]$. The network operator (the leader) has to decide how to deliver the additional content to the existing users, with the goal of minimizing polarization in the network. Additionally, the operator charges a fee to the news agency for distributing its content, which is proportional to the amount of content shared over the network. This expense can be viewed as an advertisement fee, reflecting the fact that getting space over the platform is costly. The agency’s advertising budget is bounded by $b \in \mathbb{R}_{>0}$.

To model this, we introduce a new connection from every existing user i in the network to the news agency ζ . Since the network is directed and the news agency does not have any outgoing connections, it remains neutral hence $y_\zeta = s_\zeta = 0$. The connections from users to the news agency carry a weight $w_{i\zeta} \geq 0$, which is proportional to the share of ζ ’s content in user i ’s feed. The goal of the leader is

to compute weights that minimize polarization, measured as $\frac{1}{n} \sum_{i=1}^n y_i^2$, under the news agency’s budget constraint $\sum_{i=1}^n w_{i\zeta} \leq b$.

We can formalize this problem as

$$\underset{y \in \mathbb{R}^n, w \in \mathcal{B}}{\text{minimize}} \quad \frac{1}{n} \sum_{i=1}^n y_i^2 \quad (10a)$$

$$\text{subject to} \quad A(w)y = s, \quad (10b)$$

$$w_{ij} = w_{ij}^{(0)}, \quad \forall i, j \in V \setminus \zeta, \quad (10c)$$

$$w_{\zeta j} = 0, \quad \forall j \in V, \quad (10d)$$

$$\sum_{i=1}^n w_{i\zeta} \leq b, \quad (10e)$$

where the variance objective is a standard polarization metric Matakos et al. (2017), (10b) ensures that opinions are in equilibrium and formed according to the FJ dynamics, (10c) fixes the weights that are unrelated to the news agency to their original values $w^{(0)}$, (10d) ensures ζ has no outgoing connections, and (10e) enforces the budget constraint of ζ .

We stress that weights that are fixed by constraints, as in (10c) and (10d), are shown for clarity of exposition. In our numerical implementation, we remove these weights to reduce the dimensionality of the problem. Therefore, (10) ends up with $m = n - 1$ decision variables for the weights.

4.1.2 Numerical Results

We solve problem (10) on the DBLP dataset Tang et al. (2008). It describes citation relationships between scientific articles: Nodes represent articles, and edges indicate citations between them, where the weight on the edge from node i to node j is defined as $w_{ij} = 1$ if article i cites article j , and $w_{ij} = 0$ otherwise. By the nature of the dataset, there are no self-loops (a paper does not cite itself). We utilize the dataset topology by giving it a social network interpretation. Specifically, we reinterpret the nodes as users and the edges as a “following“ relation: user i follows user j if and only if $w_{ij} > 0$. In this context, content shared by user j appears in user i ’s feed. We then assign internal opinions uniformly at random from the set $\{-1, 1\}$.

We consider (10) for a varying number of users n to study the computational cost of evaluating the hypergradient. To do so, we take the first n nodes and corresponding internal opinions. We set $b = \frac{n}{10}$, $\alpha = 1000$, and $\gamma = 0.95$. We execute 1 iteration of BeeRS for every problem size 100 times on the CPU and on the GPU. We report mean runtime ± 1 standard deviation over 100 runs in Figure 1.

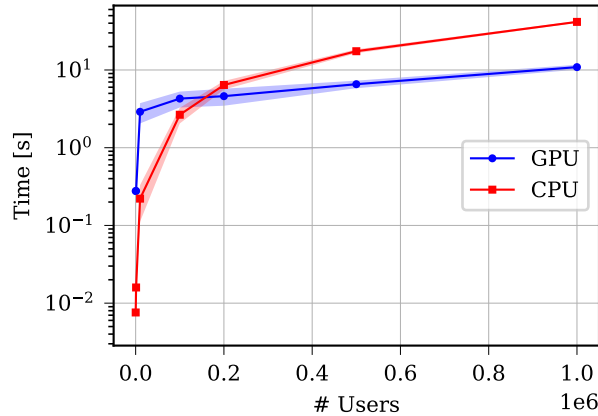


Figure 1: The mean runtime and ± 1 standard deviation over 100 runs of 1 iteration of BeeRS on both a GPU and a CPU.

We observe that for small numbers of users, the CPU implementation has a lower per-iteration runtime. This is not surprising, given the additional overhead produced by moving computations to the GPU

and by JAX’s just-in-time compilation, among other reasons. However, the GPU implementation becomes faster for more than 100,000 users.

4.1.3 Solving on the Entire Dataset

Given the remarkable scalability of BeeRS on the GPU, we deploy it on the entire DBLP dataset consisting of $n = 3,079,007$ nodes and 25,166,994 edges. We solve (10) 10 times with $b = \frac{n}{10}$, $\alpha = 10,000$, $\gamma = 0.9$, and $\varepsilon = 1e-3$ on the GPU. BeeRS achieves a polarization reduction of 38.6%. The mean runtime until convergence is 664.5 s with standard deviation of 22.4 s.

4.2 Comparison with IPOPT

We now consider the problem setup from Section 4.1 and solve problem (10) using the same dataset with IPOPT.

4.2.1 Numerical Results

We compare the CPU implementation of BeeRS to the nonlinear solver IPOPT Wächter and Biegler (2006), using the cypopt cypopt wrapper for Python. For IPOPT, we use a tolerance of 1e-3 and constraint-violation tolerance of 1e-4. For BeeRS, we use $\varepsilon = 1e-3$, $\gamma = 0.95$, and $\alpha = \frac{n}{100}$ proportional to n as discussed in Appendix 6.4.1. We solve (10) with both methods for a varying number of users n , and repeat each simulation 10 times. We set $b = \frac{n}{10}$.

We report the average runtime ± 1 standard deviation for different problem sizes for both approaches in Figure 2. Note that the number of nodes considered here is significantly smaller than in Figure 1 due to the computational limitations of IPOPT. We observe that BeeRS outperforms IPOPT for all simulated n , and by a larger margin for larger n . Indeed, the runtime difference ranges between roughly 1 and 3 orders of magnitude for the largest problems.

In terms of solution quality, BeeRS attains the lowest cost in all cases, whereas the IPOPT implementation exhibits relative suboptimality³ of roughly 4e-3. Detailed results are reported in Appendix 6.5.

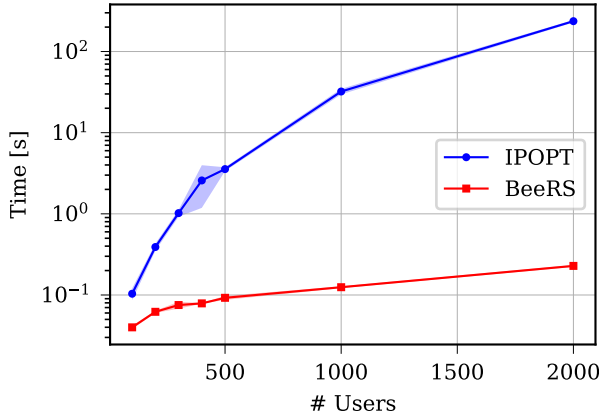


Figure 2: The mean runtime and ± 1 standard deviation over 10 runs of BeeRS and IPOPT (until convergence) on a CPU.

4.3 Comparison with the Literature

Next, we compare BeeRS to the algorithm in Chitra and Musco (2020). There, the authors propose an extension to the FJ dynamics, called NAD (Network Addministrator Dynamics), to highlight the potential pitfalls of recommender systems that naively minimize disagreement, defined as $D(w, y) :=$

³We define the relative suboptimality as $\frac{|\varphi - \varphi^*|}{|\varphi^*|}$, where φ^* is the best solution achieved by any of the two approaches.

$\frac{1}{2} \sum_{i=1}^n \sum_{j=1}^n w_{ij} (y_i - y_j)^2$. In particular, they investigate the change in polarization in the network before and after modifying the weights to minimize disagreement using NAD.

4.3.1 Problem Setup

The NAD follows an iterative approach, as summarized in Algorithm 2 in Appendix 6.6. In a first step, equilibrium opinions $y^*(w^{(k)})$ are computed based on the current weights $w^{(k)}$. In a second step, disagreement $D(w, y^*(w^{(k)}))$ is minimized by tweaking the weights w under the assumption that the opinions remain unaffected by the new weights and under convex constraints. In particular, the modified network should be similar to the original one, and the out-degree of each node should be preserved. The second step is formalized as the convex program

$$\underset{w^{(k+1)} \in \mathcal{B}}{\text{minimize}} \quad D(w^{(k+1)}, y^*(w^{(k)})) \quad (11a)$$

$$\text{subject to} \quad \sum_{j=1}^n (w_{ij}^{(k+1)} - w_{ij}^{(0)}) = 0, \forall i \in V, \quad (11b)$$

$$\|W^{(k+1)} - W^{(0)}\|_F \leq \delta \|W^{(0)}\|_F, \quad (11c)$$

where $\delta > 0$ is a parameter and $W^{(0)}$ denotes the adjacency matrix of the original network with weights $w_{ij}^{(0)}$. Intuitively, constraint (11c) ensures that users of the social network do not perceive major differences in shared content and (11b) guarantees that they spend constant time on the network. The iterations continue until $w^{(k)}$ converges.

Chitra and Musco (2020) note that in certain cases NAD fails to reduce disagreement and polarization $P(y) := \sum_{i=1}^n (y_i - \frac{1}{n} \sum_{i=1}^n y_i)^2$ increases. To mitigate the problem, they propose adding a regularization term $\lambda \|W\|_F^2$ with a parameter $\lambda > 0$ to the objective (11a), but the method still struggles to reduce disagreement. We aim to improve upon these results.

We observe that BeeRS can be deployed on (11), without the need to assume opinions are fixed during the optimization iterations. With BeeRS, we can directly estimate the effects of a weight change on the equilibrium opinions (and therefore the effect on the objective) through the sensitivity $Jy^*(w)$. We readapt the original problem as

$$\underset{y \in \mathbb{R}^n, w \in \mathcal{B}}{\text{minimize}} \quad \frac{1}{2} \sum_{i=1}^n \sum_{j=1}^n w_{ij} (y_i - y_j)^2 \quad (12a)$$

$$\text{subject to} \quad (11b) \text{ and } (11c), \quad (12b)$$

$$A(w)y = s. \quad (12c)$$

We add constraint (12c) to take into account the dynamic opinions y . We use $\delta = 0.2$ for all subsequent results.

4.3.2 Case Study: Toy Example

To better understand how the two optimization strategies compare with each other, we use a minimal network that allows for disagreement. It consists of two nodes with internal opinions $s_0 = 1$ and $s_1 = 0$, connected by an undirected⁴ edge with initial weight $w^{(0)} = 1$. In this network, we aim to solve (12) without constraint (11b) (as enforcing this constraint would restrict the allowed weight to $w = w^{(0)} = 1$). To evaluate the behavior of NAD we first compute the resulting equilibrium opinions by solving (2) for appropriate $A(w)$ (line 2). We find $y_0^*(w) = \frac{2}{3}$ and $y_1^*(w) = \frac{1}{3}$. Disagreement is given by $D(w, y^*(w)) = 0.11$. In a second step, NAD minimizes disagreement by keeping the opinions constant (line 3). Recalling the definition of disagreement, we see that $D(w, y)$ decreases for fixed y if and only if w is decreased. Therefore, NAD decreases w , in order to minimize disagreement. Then, NAD proceeds by computing the equilibrium opinions under the updated weight $w^{(k+1)}$, followed by a reduction of the edge weight w to minimize disagreement for fixed opinions in a second step. It follows that the edge weight is decreased until constraint (11c) is tight, which, for $\delta = 0.2$, occurs when $w = 0.8$.

On the other hand, BeeRS updates the weight in the direction of steepest descent, taking into account the effect on opinions. By deploying it on such a simple problem, we observe that, as opposed to

⁴We model the undirected edge weight w with the two variables w_{01} and w_{10} , and the constraint $w_{01} = w_{10}$.

Table 1: Comparison between BeeRS, NAD, and NAD* with $\lambda = 0.2$. The runtime is averaged over 10 executions.

	BEERS	NAD	NAD*
MEAN RUNTIME, S	82.9	35.9	27.3
MIN. RUNTIME, S	82.2	34.2	25.8
MAX. RUNTIME, S	86.1	38.5	28.3
CHANGE IN POL. P	-40.2%	+128.7%	-0.7%
CHANGE IN DISAG. D	-21.5%	+41.4%	+0.3%

NAD, BeeRS *increases* the weight to $w = 1.2$. To compare the performance of BeeRS and NAD in terms of disagreement, we compute equilibrium opinions for all $w \in [0, 2]$ by solving (2), and we illustrate the resulting disagreement in Figure 3. We mark the solution of both algorithms, and we observe that BeeRS outperforms NAD. We argue that the reason for this discrepancy comes from the fact that our algorithm is able to anticipate the effect of changing weights on the equilibrium opinions and, hence, move in a direction that minimizes disagreement. By contrast, NAD myopically optimizes weights, neglecting the dynamics of opinions, and thus exacerbates disagreement.

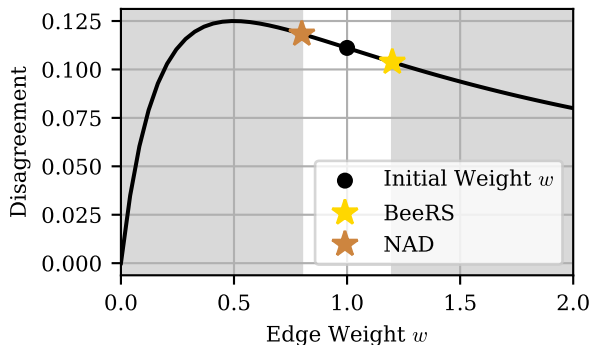


Figure 3: Behavior of BeeRS and NAD (without regularization) in a toy example network. We plot disagreement as a function of weights w for internal opinions $s_0 = 1$ and $s_1 = 0$. The feasible region is shown in white.

4.3.3 Numerical Results: Addressing a Real-World Problem

Next, we deploy both algorithms on real-world data. We use the undirected Reddit dataset De et al. (2014), where external opinions y were extracted by sentiment analysis. Analogously to Chitra and Musco (2020), we set the internal opinions⁵ $s \in [0, 1]$ by computing $s = A(w)y$. The dataset consists of 556 nodes and 8969 edges. We remove 3 disconnected users, leading to a total of 553 users. The resulting problem has $m = n(n - 1) = 305,256$ upper-level variables. Since the edges are undirected, we set half of the variables through a constraint, as shown in the toy example.

We deploy BeeRS on a CPU⁶ with $\varepsilon = 1e-3$, $\gamma = 0.95$, and $\alpha = \frac{m}{100} = 3052.56$, (see Appendix 6.4.1). We use the default implementation of NAD from Chitra (2019), making minor modifications to adapt the code to our specific problem. We run both the default NAD and NAD with regularization $\lambda = 0.2$, referred to as NAD*. We summarize the runtime as well as the change in polarization and disagreement of each algorithm in Table 1. We observe substantial differences in performance among the three algorithms.

Contrary to Chitra and Musco (2020), BeeRS achieves a decrease in disagreement: the objective of NAD and problem (12). Further, the effect on polarization is different, as BeeRS leads to a significant

⁵Chitra and Musco (2020) use $s \in [-1, 1]$ in their formulation. However, consistent with their implementation Chitra (2019), we adopt $s \in [0, 1]$.

⁶The current implementation of BeeRS does not support the Frobenius-norm constraint on the GPU.

decrease of polarization, whereas NAD without regularization increases polarization. Although NAD* improves on this aspect, it is still outperformed by BeeRS in terms of disagreement (and polarization). However, the superior performance of BeeRS comes at the price of an increased runtime.

Next, we study the performance mismatch between BeeRS and NAD. To do so, we visualize the intervention mechanism, i.e., the change of weights $w_{ij} - w_{ij}^{(0)}$, in Figures 4a, 4b, and 4c for BeeRS, NAD, and NAD*, respectively.

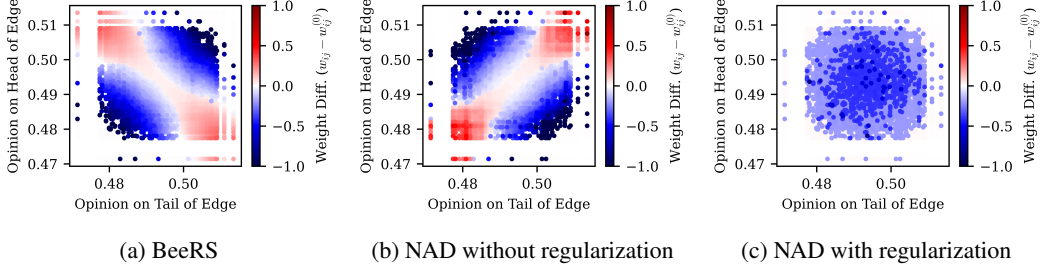


Figure 4: Optimal edge weight modification in relation to external opinions connected by edge computed by three approaches. The horizontal and vertical axes show the external opinion before intervention at the tail and head of an edge, respectively. The color encodes the change of edge weight during the intervention, i.e., $w_{ij} - w_{ij}^{(0)}$.

All figures show the external opinion of users before the intervention on the horizontal and vertical axis. The x- and y-coordinate of each point represents the opinion of the user on the tail and head of the edge, respectively. The color of each point encodes the intervention, i.e., the weight change of the corresponding edge. Since we consider an undirected network, the influence over edges is bidirectional and the plots are symmetric. As we can modify the weight of all edges (even the ones not present in the initial configuration), there are roughly 300,000 points to be plotted. To enhance interpretability of the figures, we order all interventions by increasing absolute value and plot them increasingly on top of each other, i.e., the largest weight changes are drawn on top and are therefore visible. Note that, a large number of edges are not visible as they undergo no change in weight.

In contrast to Figure 4a and 4b, we cannot identify any obvious intervention for NAD* in Figure 4c. The intervention seems to lack a specific pattern, although we note that many edges experience a large decrease in weight (dark blue dots) and none experience a large increase. Hence, we subsequently focus on BeeRS and NAD without regularization.

Notably, BeeRS and NAD seem to behave exactly opposite. BeeRS mainly reinforces connections between above- and below-average opinions and weakens edges connecting opinions of the same bias. Conversely, NAD strengthens edges between similar opinions and weakens the ones between opposing views.

This behavior aligns with the observations in Section 4.3.2 and explains the superior performance of BeeRS in minimizing disagreement and polarization. The intervention mechanism followed by NAD does not encapsulate the fact that, when we connect opposing opinions under the FJ dynamics, more moderate opinions are formed through averaging, a favorable phenomenon in terms of minimizing disagreement and polarization. This is in line with the weight update rule of NAD (line 3) that ignores the dynamics. Instead, the backpropagation through equilibrium opinions step of BeeRS is able to explicitly incorporate and exploit this effect.

5 Conclusion and Future Work

We formulated the task of finding the best network intervention given any differentiable objective function under FJ dynamics as an optimization problem with non-convex constraints, and we solve it with a gradient-based algorithm. We demonstrated the flexibility and scalability of our method by successfully deploying it on various optimization problems of different sizes. Our algorithm outperforms a state-of-the-art solver in terms of runtime by more than three orders of magnitude, while achieving the same solution quality.

One limitation of our algorithm is the convexity assumption on \mathcal{W} , which precludes the use of binary decision variables: Is an edge present or not? Our framework could incorporate binary decisions by relaxing the binary constraints or employing heuristics. Preliminary numerical experiments indicate this to be a promising future research direction.

References

- Akshay Agrawal, Robin Verschueren, Steven Diamond, and Stephen Boyd. A rewriting system for convex optimization problems. *Journal of Control and Decision*, 5(1):42–60, 2018.
- Hunt Allcott and Matthew Gentzkow. Social media and fake news in the 2016 election. *Journal of Economic Perspectives*, 31(2):211–36, 5 2017. doi: 10.1257/jep.31.2.211. URL <https://www.aeaweb.org/articles?id=10.1257/jep.31.2.211>.
- Hunt Allcott, Luca Braghieri, Sarah Eichmeyer, and Matthew Gentzkow. The welfare effects of social media. *American Economic Review*, 110(3):629–76, 2020. doi: 10.1257/aer.20190658. URL <https://www.aeaweb.org/articles?id=10.1257/aer.20190658>.
- Camilla Ancona, Francesco Lo Iudice, Franco Garofalo, and Pietro De Lellis. A model-based opinion dynamics approach to tackle vaccine hesitancy. *Scientific Reports*, 12(1):11835, 2022. ISSN 2045-2322. doi: 10.1038/s41598-022-15082-0. URL <https://doi.org/10.1038/s41598-022-15082-0>.
- Christopher A. Bail, Lisa P. Argyle, Taylor W. Brown, John P. Bumpus, Haohan Chen, M. B. Fallin Hunzaker, Jaemin Lee, Marcus Mann, Friedolin Merhout, and Alexander Volfovsky. Exposure to opposing views on social media can increase political polarization. *Proceedings of the National Academy of Sciences*, 115(37):9216–9221, 2018. doi: 10.1073/pnas.1804840115. URL <https://www.pnas.org/doi/abs/10.1073/pnas.1804840115>.
- Eytan Bakshy, Solomon Messing, and Lada A. Adamic. Exposure to ideologically diverse news and opinion on facebook. *Science*, 348(6239):1130–1132, 2015. doi: 10.1126/science.aaa1160. URL <https://www.science.org/doi/abs/10.1126/science.aaa1160>.
- David Bindel, Jon Kleinberg, and Sigal Oren. How bad is forming your own opinion? *Games and Economic Behavior*, 92:248–265, 2015. ISSN 0899-8256. doi: <https://doi.org/10.1016/j.geb.2014.06.004>. URL <https://www.sciencedirect.com/science/article/pii/S0899825614001122>.
- Mathieu Blondel, Quentin Berthet, Marco Cuturi, Roy Frostig, Stephan Hoyer, Felipe Llinares-López, Fabian Pedregosa, and Jean-Philippe Vert. Efficient and modular implicit differentiation. *arXiv preprint arXiv:2105.15183*, 2021.
- Eliot Bolduc, George C. Knee, Erik M. Gauger, and Jonathan Leach. Projected gradient descent algorithms for quantum state tomography. *npj Quantum Information*, 3(1):44, 10 2017. ISSN 2056-6387. doi: 10.1038/s41534-017-0043-1. URL <https://doi.org/10.1038/s41534-017-0043-1>.
- Léon Bottou. Large-scale machine learning with stochastic gradient descent. In Yves Lechevallier and Gilbert Saporta, editors, *Proceedings of COMPSTAT'2010*, pages 177–186, Heidelberg, 2010. Physica-Verlag HD. ISBN 978-3-7908-2604-3.
- Léon Bottou, Frank E. Curtis, and Jorge Nocedal. Optimization methods for large-scale machine learning. *SIAM Review*, 60(2):223–311, 2018. doi: 10.1137/16M1080173. URL <https://doi.org/10.1137/16M1080173>.
- James Bradbury, Roy Frostig, Peter Hawkins, Matthew James Johnson, Chris Leary, Dougal Maclaurin, George Necula, Adam Paszke, Jake VanderPlas, Skye Wanderman-Milne, and Qiao Zhang. JAX: composable transformations of Python+NumPy programs, 2018. URL <http://github.com/jax-ml/jax>.
- Xi Chen, Jefrey Lijffijt, and Tijn De Bie. Quantifying and minimizing risk of conflict in social networks. In *Proceedings of the 24th ACM SIGKDD International Conference on Knowledge Discovery & Data Mining, KDD '18*, pages 1197–1205, New York, NY, USA, 2018. Association for Computing Machinery. ISBN 9781450355520. doi: 10.1145/3219819.3220074. URL <https://doi.org/10.1145/3219819.3220074>.
- Uthsav Chitra. Understanding filter bubbles and polarization in social networks. <https://github.com/uthsavc/filter-bubbles-polarization>, 2019.

- Uthsav Chitra and Christopher Musco. Analyzing the impact of filter bubbles on social network polarization. In *Proceedings of the 13th International Conference on Web Search and Data Mining, WSDM '20*, pages 115–123, New York, NY, USA, 2020. Association for Computing Machinery. ISBN 9781450368223. doi: 10.1145/3336191.3371825. URL <https://doi.org/10.1145/3336191.3371825>.
- cyipopt. cyipopt. <https://cyipopt.readthedocs.io/en/stable/index.html>, 2024. Accessed: 2024-07-26.
- Abir De, Sourangshu Bhattacharya, Parantapa Bhattacharya, Niloy Ganguly, and Soumen Chakrabarti. Learning a linear influence model from transient opinion dynamics. In *Proceedings of the 23rd ACM International Conference on Conference on Information and Knowledge Management, CIKM '14*, pages 401–410, New York, NY, USA, 2014. Association for Computing Machinery. ISBN 9781450325981. doi: 10.1145/2661829.2662064. URL <https://doi.org/10.1145/2661829.2662064>.
- Steven Diamond and Stephen Boyd. CVXPY: A Python-embedded modeling language for convex optimization. *Journal of Machine Learning Research*, 17(83):1–5, 2016.
- Asen L. Dontchev and R. Tyrrell Rockafellar. *Functions Defined Implicitly by Equations*, pages 1–59. Springer New York, New York, NY, 2009. ISBN 978-0-387-87821-8. doi: 10.1007/978-0-387-87821-8_1. URL https://doi.org/10.1007/978-0-387-87821-8_1.
- Noah E. Friedkin and Eugene C. Johnsen. Social influence and opinions. *The Journal of Mathematical Sociology*, 15(3-4):193–206, 1990. doi: 10.1080/0022250X.1990.9990069. URL <https://doi.org/10.1080/0022250X.1990.9990069>.
- Jason Gaitonde, Jon Kleinberg, and Éva Tardos. Adversarial perturbations of opinion dynamics in networks. In *Proceedings of the 21st ACM Conference on Economics and Computation, EC '20*, pages 471–472. Association for Computing Machinery, 2020. ISBN 9781450379755. doi: 10.1145/3391403.3399490. URL <https://doi.org/10.1145/3391403.3399490>.
- R. Kelly Garrett. Echo chambers online?: Politically motivated selective exposure among Internet news users. *Journal of Computer-Mediated Communication*, 14(2):265–285, 01 2009. ISSN 1083-6101. doi: 10.1111/j.1083-6101.2009.01440.x. URL <https://doi.org/10.1111/j.1083-6101.2009.01440.x>.
- Aristides Gionis, Evimaria Terzi, and Panayiotis Tsaparas. *Opinion maximization in social networks*, pages 387–395. Society for Industrial and Applied Mathematics, 2013. doi: 10.1137/1.9781611972832.43. URL <https://epubs.siam.org/doi/abs/10.1137/1.9781611972832.43>.
- Gabriel Goh. Why momentum really works. *Distill*, 2017. doi: 10.23915/distill.00006. URL <http://distill.pub/2017/momentum>.
- Sandra González-Bailón, David Lazer, Pablo Barberá, Meiqing Zhang, Hunt Allcott, Taylor Brown, Adriana Crespo-Tenorio, Deen Freelon, Matthew Gentzkow, Andrew M. Guess, Shanto Iyengar, Young Mie Kim, Neil Malhotra, Devra Moehler, Brendan Nyhan, Jennifer Pan, Carlos Velasco Rivera, Jaime Settle, Emily Thorson, Rebekah Tromble, Arjun Wilkins, Magdalena Wojcieszak, Chad Kiewiet de Jonge, Annie Franco, Winter Mason, Natalie Jomini Stroud, and Joshua A. Tucker. Asymmetric ideological segregation in exposure to political news on facebook. *Science*, 381(6656):392–398, 2023. doi: 10.1126/science.ade7138. URL <https://www.science.org/doi/abs/10.1126/science.ade7138>.
- Paul J. Goulart and Yuwen Chen. Clarabel: An interior-point solver for conic programs with quadratic objectives, 2024.
- Riccardo Graffi, Saverio Salzo, Massimiliano Pontil, and Luca Franceschi. On the iteration complexity of hypergradient computations. In *International Conference on Machine Learning*, 2020. URL <https://proceedings.mlr.press/v119/graffi20a/graffi20a.pdf>.
- Panagiotis D. Grontas, Giuseppe Belgioioso, Carlo Cenedese, Marta Fochesato, John Lygeros, and Florian Dörfler. Big hype: Best intervention in games via distributed hypergradient descent. *IEEE Transactions on Automatic Control*, pages 1–16, 2024. doi: 10.1109/TAC.2024.3410890.

- Andrew M. Guess, Neil Malhotra, Jennifer Pan, Pablo Barberá, Hunt Allcott, Taylor Brown, Adriana Crespo-Tenorio, Drew Dimmery, Deen Freelon, Matthew Gentzkow, Sandra González-Bailón, Edward Kennedy, Young Mie Kim, David Lazer, Devra Moehler, Brendan Nyhan, Carlos Velasco Rivera, Jaime Settle, Daniel Robert Thomas, Emily Thorson, Rebekah Tromble, Arjun Wilkins, Magdalena Wojcieszak, Beixian Xiong, Chad Kiewiet de Jonge, Annie Franco, Winter Mason, Natalie Jomini Stroud, and Joshua A. Tucker. Reshares on social media amplify political news but do not detectably affect beliefs or opinions. *Science*, 381(6656):404–408, 2023a. doi: 10.1126/science.add8424. URL <https://www.science.org/doi/abs/10.1126/science.add8424>.
- Andrew M. Guess, Neil Malhotra, Jennifer Pan, Pablo Barberá, Hunt Allcott, Taylor Brown, Adriana Crespo-Tenorio, Drew Dimmery, Deen Freelon, Matthew Gentzkow, Sandra González-Bailón, Edward Kennedy, Young Mie Kim, David Lazer, Devra Moehler, Brendan Nyhan, Carlos Velasco Rivera, Jaime Settle, Daniel Robert Thomas, Emily Thorson, Rebekah Tromble, Arjun Wilkins, Magdalena Wojcieszak, Beixian Xiong, Chad Kiewiet de Jonge, Annie Franco, Winter Mason, Natalie Jomini Stroud, and Joshua A. Tucker. How do social media feed algorithms affect attitudes and behavior in an election campaign? *Science*, 381(6656):398–404, 2023b. doi: 10.1126/science.abp9364. URL <https://www.science.org/doi/abs/10.1126/science.abp9364>.
- Charles R. Harris, K. Jarrod Millman, Stéfan J. van der Walt, Ralf Gommers, Pauli Virtanen, David Cournapeau, Eric Wieser, Julian Taylor, Sebastian Berg, Nathaniel J. Smith, Robert Kern, Matti Picus, Stephan Hoyer, Marten H. van Kerkwijk, Matthew Brett, Allan Haldane, Jaime Fernández del Río, Mark Wiebe, Pearu Peterson, Pierre Gérard-Marchant, Kevin Sheppard, Tyler Reddy, Warren Weckesser, Hameer Abbasi, Christoph Gohlke, and Travis E. Oliphant. Array programming with NumPy. *Nature*, 585(7825):357–362, September 2020. doi: 10.1038/s41586-020-2649-2. URL <https://doi.org/10.1038/s41586-020-2649-2>.
- Diederik Kingma and Jimmy Ba. Adam: A method for stochastic optimization. In *International Conference on Learning Representations (ICLR)*, San Diego, CA, USA, 2015.
- Ro’ee Levy. Social media, news consumption, and polarization: Evidence from a field experiment. *American Economic Review*, 111(3):831–70, 2021. doi: 10.1257/aer.20191777. URL <https://www.aeaweb.org/articles?id=10.1257/aer.20191777>.
- Dougal Maclaurin, David Duvenaud, and Ryan P. Adams. Gradient-based hyperparameter optimization through reversible learning. In *Proceedings of the 32nd International Conference on Machine Learning - Volume 37, ICML’15*, page 2113–2122. JMLR.org, 2015.
- Antonis Matakos, Evimaria Terzi, and Panayiotis Tsaparas. Measuring and moderating opinion polarization in social networks. *Data Min. Knowl. Discov.*, 31(5):1480–1505, 2017. ISSN 1384-5810. doi: 10.1007/s10618-017-0527-9. URL <https://doi.org/10.1007/s10618-017-0527-9>.
- Cameron Musco, Christopher Musco, and Charalampos E. Tsourakakis. Minimizing polarization and disagreement in social networks. In *Proceedings of the 2018 World Wide Web Conference, WWW ’18*, pages 369–378, Republic and Canton of Geneva, CHE, 2018. International World Wide Web Conferences Steering Committee. ISBN 9781450356398. doi: 10.1145/3178876.3186103. URL <https://doi.org/10.1145/3178876.3186103>.
- Hossein Noorazar. Recent advances in opinion propagation dynamics: a 2020 survey. *The European Physical Journal Plus*, 135(6):521, 2020. ISSN 2190-5444. doi: 10.1140/epjp/s13360-020-00541-2. URL <https://doi.org/10.1140/epjp/s13360-020-00541-2>.
- Brendan O’Donoghue, Eric Chu, Neal Parikh, and Stephen Boyd. Conic optimization via operator splitting and homogeneous self-dual embedding. *Journal of Optimization Theory and Applications*, 169(3):1042–1068, 2016. URL <http://stanford.edu/~boyd/papers/scs.html>.
- Francesca Parise and Asuman Ozdaglar. Analysis and interventions in large network games. *Annual Review of Control, Robotics, and Autonomous Systems*, 4(Volume 4, 2021):455–486, 2021. ISSN 2573-5144. doi: <https://doi.org/10.1146/annurev-control-072020-084434>. URL <https://www.annualreviews.org/content/journals/10.1146/annurev-control-072020-084434>.
- Eli Pariser. *The Filter Bubble: What the Internet Is Hiding from You*. Penguin Group, The, 2011. ISBN 1594203008.

- Adam Paszke, Sam Gross, Francisco Massa, Adam Lerer, James Bradbury, Gregory Chanan, Trevor Killeen, Zeming Lin, Natalia Gimelshein, Luca Antiga, Alban Desmaison, Andreas Köpf, Edward Z. Yang, Zach DeVito, Martin Raison, Alykhan Tejani, Sasank Chilamkurthy, Benoit Steiner, Lu Fang, Junjie Bai, and Soumith Chintala. Pytorch: An imperative style, high-performance deep learning library. *CoRR*, abs/1912.01703, 2019. URL <http://arxiv.org/abs/1912.01703>.
- Youcef Saad and Martin H. Schultz. Gmres: A generalized minimal residual algorithm for solving nonsymmetric linear systems. *SIAM Journal on Scientific and Statistical Computing*, 7(3):856–869, 1986. doi: 10.1137/0907058. URL <https://doi.org/10.1137/0907058>.
- Jie Tang, Jing Zhang, Limin Yao, Juanzi Li, Li Zhang, and Zhong Su. Arnetminer: extraction and mining of academic social networks. In *Proceedings of the 14th ACM SIGKDD International Conference on Knowledge Discovery and Data Mining*, KDD '08, page 990–998, New York, NY, USA, 2008. Association for Computing Machinery. ISBN 9781605581934. doi: 10.1145/1401890.1402008. URL <https://doi.org/10.1145/1401890.1402008>.
- Olga Taussky. A recurring theorem on determinants. *The American Mathematical Monthly*, 56(10): 672–676, 1949. ISSN 00029890, 19300972. URL <http://www.jstor.org/stable/2305561>.
- Pauli Virtanen, Ralf Gommers, Travis E. Oliphant, Matt Haberland, Tyler Reddy, David Cournapeau, Evgeni Burovski, Pearu Peterson, Warren Weckesser, Jonathan Bright, Stéfan J. van der Walt, Matthew Brett, Joshua Wilson, K. Jarrod Millman, Nikolay Mayorov, Andrew R. J. Nelson, Eric Jones, Robert Kern, Eric Larson, C J Carey, İlhan Polat, Yu Feng, Eric W. Moore, Jake VanderPlas, Denis Laxalde, Josef Perktold, Robert Cimrman, Ian Henriksen, E. A. Quintero, Charles R. Harris, Anne M. Archibald, Antônio H. Ribeiro, Fabian Pedregosa, Paul van Mulbregt, and SciPy 1.0 Contributors. SciPy 1.0: Fundamental Algorithms for Scientific Computing in Python. *Nature Methods*, 17:261–272, 2020. doi: 10.1038/s41592-019-0686-2.
- Andreas Wächter and Lorenz T. Biegler. On the implementation of an interior-point filter line-search algorithm for large-scale nonlinear programming. *Mathematical Programming*, 106(1):25–57, 3 2006. ISSN 1436-4646. doi: 10.1007/s10107-004-0559-y. URL <https://doi.org/10.1007/s10107-004-0559-y>.
- Magdalena Wojcieszak, Andreu Casas, Xudong Yu, Jonathan Nagler, and Joshua A. Tucker. Most users do not follow political elites on twitter; those who do show overwhelming preferences for ideological congruity. *Science Advances*, 8(39):eabn9418, 2022. doi: 10.1126/sciadv.abn9418. URL <https://www.science.org/doi/abs/10.1126/sciadv.abn9418>.
- Liwang Zhu, Qi Bao, and Zhongzhi Zhang. Minimizing polarization and disagreement in social networks via link recommendation. In *Proceedings of the 35th International Conference on Neural Information Processing Systems*, NIPS '21, Red Hook, NY, USA, 2024. Curran Associates Inc. ISBN 9781713845393.

6 Appendix

6.1 Computation of $J_1F(w, y)$

Combining the definition of $A(w)$ in (2) with the definition $F(w, y) := A(w)y - s$, we arrive at

$$F(w, y) = \underbrace{\begin{bmatrix} 1 + \sum_{j \in V} w_{ij} & -w_{12} & \cdots & -w_{1n} \\ \vdots & & \ddots & \vdots \\ -w_{n1} & -w_{n2} & \cdots & 1 + \sum_{j \in V} w_{ij} \end{bmatrix}}_{A(w)} y - s. \quad (13)$$

Now we can compute $J_1F(w, y)$, the partial Jacobian of $F(w, y)$ with respect to w , and show that it is continuous in both arguments. Recall the definition $w := [w_{12}, \dots, w_{1n}, w_{21}, \dots, w_{2n}, \dots, w_{n1}, \dots, w_{n(n-1)}]^\top \in \mathbb{R}^m$ with $m = n(n-1)$ (there are no self-loops, thus we drop the entries w_{ii} for computational efficiency).

Lemma 6.1. *The partial Jacobian of $F(w, y)$ with respect to w , i.e., $J_1F(w, y) \in \mathbb{R}^{n \times m}$, is continuous in both arguments.*

Proof. Considering (13), it is easy to see that $J_1F(w, y)$ is given by

$$J_1F(w, y) = \begin{bmatrix} y_1 - y_2 & y_1 - y_3 & \cdots & y_1 - y_n & 0 & \cdots & 0 & 0 & 0 & \cdots & 0 \\ & & & & & \vdots & & & & & \\ 0 & 0 & \cdots & 0 & 0 & \cdots & 0 & y_n - y_1 & y_n - y_2 & \cdots & y_n - y_{n-1} \end{bmatrix}, \quad (14)$$

which is continuous. \square

6.2 Implementation Details

We implement the algorithm in Python 3.12. We provide both a GPU- and a CPU-compatible implementation. The GPU version performs most computations with JAX Bradbury et al. (2018) and has some NumPy Harris et al. (2020) dependencies. We solve the linear systems (2) and (9) with a jax.scipy implementation of the GMRES algorithm Saad and Schultz (1986). For the projection, we use the jaxopt Blondel et al. (2021) BoxOSQP solver. JAX functions are just-in-time compiled if applicable. We represent the adjacency matrix of the network and the Jacobians as sparse csr_array, which allows efficient handling of large datasets. The upper-level gradients $\nabla_{1,2}\varphi$ are computed with the automatic differentiation (autodiff) functionalities of JAX.

The CPU version is based on NumPy. Unlike the GPU implementation, we allow both sparse and dense representations of the network’s adjacency matrix and the Jacobians. For dense matrices, we rely on NumPy to solve the linear systems (2) and (9), for sparse matrices, we use a SciPy Virtanen et al. (2020) implementation of the GMRES algorithm. In both cases, we use CVXPY Diamond and Boyd (2016); Agrawal et al. (2018) to perform the projections with the following solvers: Clarabel Goulart and Chen (2024) for quadratic programs, and SCS O’Donoghue et al. (2016) for second-order cone programs. The upper-level gradients $\nabla_{1,2}\varphi$ are computed with the automatic differentiation (autodiff) functionalities of PyTorch Paszke et al. (2019).

6.3 Hardware Specifications

Experiments were conducted on a Windows 11 machine using Windows Subsystem for Linux (WSL) version 2, either on an Intel® Core™i7-11700F CPU at 2.50 GHz with 8 cores and 16 logical processors and 32 GB of RAM or on a NVIDIA GeForce RTX 3060 Ti GPU, with 8 GB of GDDR6 video memory, running CUDA 12.6 and cuDNN 9.5.1.

6.4 Choosing the Hyperparameters – Ablation Study

As discussed in Section 3, BeeRS employs projected gradient descent with momentum (7). This method uses two hyperparameters, namely step size α and momentum parameter γ . We conduct an ablation study to find parameters leading to satisfying results in terms of runtime and minimum cost.

We consider the same setup as in Section 4.1, i.e., problem (10) on the DBLP dataset version 10 Tang et al. (2008). We consider the first $n = 1000$ users and set $b = 100$. We initialize all variables, i.e., all connections to the influencer, with the value 0. We use a tolerance of $\varepsilon = 1e-3$.

We now solve this problem with BeeRS. We grid the hyperparameters for values of $\alpha \in (0, 500]$ and $\gamma \in [0, 0.95]$. To enhance visibility, we display only some of the grid points in Figure 5, in particular $\alpha \in \{1, 2, \dots, 50, 60, \dots, 100, 200, \dots, 500\}$ and $\gamma \in \{0.0, 0.3, 0.6, 0.95\}$. In the left subplot, we show the number of iterations until convergence on the vertical axis as a function of α on the horizontal axis. According to the legend, we plot a distinct line for every choice of γ . In the right subplot, we show analogously the minimum achieved cost on the vertical axis. Due to the deterministic nature of BeeRS, we run the simulation with every set of distinct α and γ exactly once.

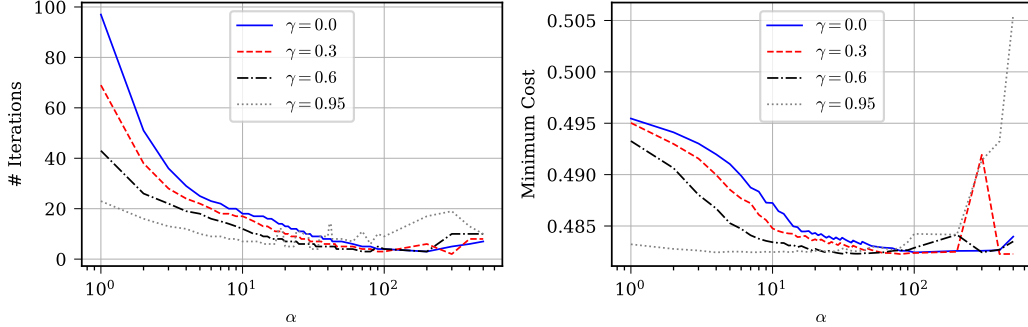


Figure 5: We vary the step size α and display the resulting number of iterations (left) and the achieved minimum cost (right) for some momentum parameters γ .

We observe that, for small values of α , we achieve convergence with fewer iterations for larger values of γ than for smaller values of γ . For larger values of α , the number of iteration until convergence first get closer for different values of γ , and some oscillations begin to appear for $\gamma = 0.95$, and later, the number of iterations until convergence starts to increase again.

Regarding the minimum cost achieved, we observe that for small values of α , $\gamma = 0.95$ clearly outperforms all other choices. When α is increased, the performance for other values of γ improves, and at a medium value of α , small values of γ achieve a lower cost than $\gamma = 0.95$. This is partly due to the fact that the minimum cost for $\gamma = 0.95$ starts to increase at medium values of α . For large values of α , the minimum achieved cost abruptly rises for some values of γ , and gently increases for other values of γ .

Considering these results, a small value of α , e.g., $\alpha = 10$, together with $\gamma = 0.95$ provides a good compromise between the number of iterations until convergence and the achieved minimum cost, and effectively avoids numerical instabilities causing convergence issues for larger values of α .

6.4.1 Choosing α and γ for different Number of Users n

As we vary the number of users n during the simulations carried out in Section 4, we deviate from the value $n = 1000$, and thus invalidate the ablation study from the previous section. In Section 4.1, we only perform the first iteration of BeeRS. We argue that the step size is irrelevant in this case, as it at most marginally affects the per-iteration runtime. For simulations in Section 4.2, the step size is more important, as we run BeeRS until convergence. Thus, the total runtime is directly related to the number of iterations, which can be influenced by choosing the step size. To provide a fair comparison between different numbers of users n , we want to keep the number of iterations in a comparable range, such that the increase in total runtime can be attributed to a higher per-iteration runtime.

Through experiments, we observe that we can keep the number of iterations until convergence in a comparable range if we choose step size α proportional to n . This is supported by Figure 6, where we show for problem (10) the ℓ_2 norm of the hypergradient of the initial iteration on the left vertical axis, the number of iterations until convergence for two different step sizes on the right vertical axis, both as a function of the number of users n on the horizontal axis. We note that a constant step size

leads to an increasing number of iterations until convergence, while the step size $\alpha = \frac{n}{100}$ keeps the number of iterations until convergence almost constant. This can be explained by the observation that the norm of the hypergradient decreases with increasing n . Combining the optimal step size from the previous section ($\alpha = 10$ for $n = 1000$) with the observation that $\alpha \propto n$ leads to small variations in iterations until convergence, we select $\alpha = \frac{n}{100}$.

The shrinking hypergradient has an intuitive explanation. The larger the number of users in a social network, the smaller the effect of the individual user on the overall polarization. Therefore, tweaking only the weight associated with some user i has a diminishing effect on the objective, which is captured by the hypergradient's components.

Note that we use slightly different α and γ for the Simulation in Section 4.1.3. Instead of $\alpha = \frac{n}{100} \approx 30,000$ and $\gamma = 0.95$ as suggested above, we use $\alpha = 10,000$ and $\gamma = 0.9$, as the previous values lead to oscillations in the objective value when approaching the optimal solution. We could mitigate these effects by lowering both α and γ .

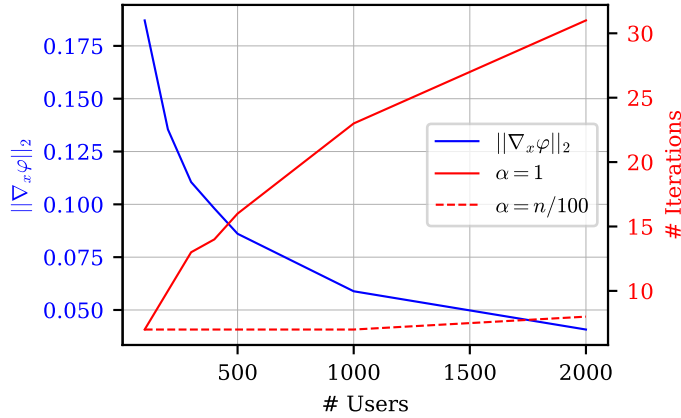


Figure 6: We plot for problem (10) the ℓ_2 norm of the hypergradient of the initial iteration on the left vertical axis, and the number of iterations until convergence for a linear and constant step size on the right vertical axis for a range of number of users n on the horizontal axis.

We remark that the previous considerations are not necessarily valid for the simulations in Section 4.3 due to the different problem formulation. However, similar to the previous cases, we select $\alpha = \frac{m}{100}$ and $\gamma = 0.95$. Note that we replaced n by $m = n(n-1)$, since every user has $n-1$ decision variables in Section 4.3, compared to 1 decision variable per user in Section 4.2. We argue that a step size proportional to the number of decision variables is an equally valid choice, justified by the intuition that, as the number of variables increases, the influence of any single variable on the objective function diminishes. Additionally, since the number of variables is not varied within Section 4.3, we argue that the optimal choice for α is less important than in Section 4.2, where we want a similar number of iterations until convergence for different problem sizes. Finally, we observe that the choice $\alpha = \frac{m}{100}$ and $\gamma = 0.95$ lead to satisfying results (convergence after 5 iterations, not oscillations), which makes the search for other parameter values obsolete.

6.5 Further Results of Section 4.2

In addition to the results provided in Section 4.2, we provide in Table 2 the relative suboptimality for the compared approaches. We define the relative suboptimality as

$$\frac{|\varphi - \varphi^*|}{|\varphi^*|},$$

where φ^* is the best solution achieved by any of the two approaches.

Table 2: Comparison between BeeRS and IPOPT in terms of relative suboptimality.

NUMBER OF USERS n	100	200	300	400	500	1000	2000
REL. SUBOPT. OF IPOPT	4.63e-3	4.42e-3	4.67e-3	4.87e-3	4.72e-3	4.30e-3	4.64e-3
REL. SUBOPT. OF BEERS	0	0	0	0	0	0	0

6.6 Network Administrator Dynamics - Alg. 2

In the following, we repeat the algorithm of Chitra and Musco (2020).

Algorithm 2 NAD (Network Administrator Dynamics)

- 1: **while** not converged **do**
 - 2: $y_k \leftarrow$ For given network weights w , compute the equilibrium opinions with (2)
 - 3: $w_k \leftarrow$ For fixed opinions y , solve (11)
 - 4: $k \leftarrow k + 1$
 - 5: **end while**
-