

Domain Randomization is Sample Efficient for Linear Quadratic Control

Tesshu Fujinami
Bruce D. Lee
Nikolai Matni
George J. Pappas

FTESSHU@SEAS.UPENN.EDU
BRUCELE@SEAS.UPENN.EDU
NMATNI@SEAS.UPENN.EDU
PAPPASG@SEAS.UPENN.EDU

All authors are with the Department of Electrical and Systems Engineering, University of Pennsylvania

Abstract

We study the sample efficiency of domain randomization and robust control for the benchmark problem of learning the linear quadratic regulator (LQR). Domain randomization, which synthesizes controllers by minimizing average performance over a distribution of model parameters, has achieved empirical success in robotics, but its theoretical properties remain poorly understood. We establish that with an appropriately chosen sampling distribution, domain randomization achieves the optimal asymptotic rate of decay in the excess cost, matching certainty equivalence. We further demonstrate that robust control, while potentially overly conservative, exhibits superior performance in the low-data regime due to its ability to stabilize uncertain systems with coarse parameter estimates. We propose a gradient-based algorithm for domain randomization that performs well in numerical experiments, which enables us to validate the trends predicted by our analysis. These results provide insights into the use of domain randomization in learning-enabled control, and highlight several open questions about its application to broader classes of systems.

1. Introduction

The use of learned world models to synthesize controllers via policy optimization is becoming increasingly prevalent in reinforcement learning (Wu et al., 2023; Matsuo et al., 2022). The performance of the resulting controller depends heavily upon the synthesis procedure. Simple approaches that do not account for uncertainty, known as certainty equivalence, can overfit to errors in the learned model. Robust control approaches can tolerate some error in the learned model, but may be overly conservative and computationally demanding. Consequently, *domain randomization* has emerged as a dominant paradigm in robotics for enabling transfer of policies optimized in simulation on a learned or physics-based simulator to the real world by randomizing system parameters during policy optimization (Tobin et al., 2017; Akkaya et al., 2019). Despite the empirical success of domain randomization, it remains poorly understood how to select the randomization distribution, and how much of a discrepancy between the learned model and the real world can be tolerated.

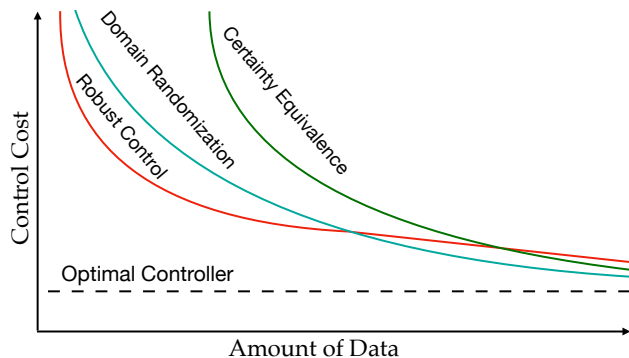


Figure 1: Illustration of the sample efficiency of various synthesis methods.

We seek to address these issues by restricting attention to the benchmark problem of learning the linear quadratic regulator (LQR). This problem consists of collecting experimental interaction data from a linear dynamical system, and using this data to synthesize a controller that optimizes a control objective. The linear dynamical system is described by

$$X_{t+1} = A(\theta^*)X_t + B(\theta^*)U_t + W_t \text{ for } t = 1, \dots, T, \quad (1)$$

where $X_t \in \mathbb{R}^{d_x}$ is the system state, $U_t \in \mathbb{R}^{d_u}$ is the control input, $W_t \in \mathbb{R}^{d_x}$ is i.i.d. mean zero Gaussian noise, and $\theta^* \in \mathbb{R}^{d_\theta}$ is an unknown parameter. The goal is to design a controller K to minimize the objective $C(K, \theta^*)$, defined as

$$C(K, \theta) \triangleq \limsup_{T \rightarrow \infty} \mathbf{E}_\theta^K \left[\frac{1}{T} \sum_{t=1}^T \left(\|X_t\|_Q^2 + \|U_t\|_R^2 \right) \right], \quad (2)$$

for Q and R positive definite weight matrices. The subscript on the expectation denotes that the states evolves according to $X_{t+1} = A(\theta)X_t + B(\theta)U_t + W_t$, and the superscript denotes that the inputs are selected according to the linear feedback $U_t = KX_t$. This benchmark problem has been used to study the sample efficiency of certainty equivalence (Mania et al., 2019) and robust control (Dean et al., 2020) by quantifying how many experiments from the system (1) are sufficient to achieve some level of control performance. In this work, we study the sample efficiency of domain randomization, which chooses a control policy as

$$K_{\text{DR}}(\mathcal{D}) = \underset{K}{\operatorname{argmin}} \mathbf{E}_{\theta \sim \mathcal{D}} [C(K, \theta)], \quad (3)$$

for a sampling distribution \mathcal{D} determined using the dataset of experiments collected from (1).

1.1. Contributions

Our contribution is to study the sample efficiency of domain randomization and robust control to establish the relationships visualized as a conceptual diagram in Figure 1. In particular, we achieve the following:

- **Sample Efficiency of Domain Randomization:** We prove that with an appropriately chosen sampling distribution \mathcal{D} , the domain randomization procedure of (3) achieves the optimal asymptotic rate of decay with the number of samples, thereby matching the performance of certainty equivalence in the large sample regime. We further conjecture that the burn-in time for DR lies between that of RC and CE. We leave proving this to future work, but verify this conjecture numerically.
- **Sample Efficiency of Robust Control:** We prove the tightest known bound on robust control, improving the asymptotic rate of decay with the number of samples N from $1/\sqrt{N}$ to $1/N$. The upper bounds indicate a gap between the asymptotic rate of decay for robust control, and the rate of decay for domain randomization and certainty equivalence in terms of system-theoretic quantities. We conjecture that this gap is fundamental, due to the conservative nature of robust control. However, we establish that robust control can achieve a smaller burn-in time relative to certainty equivalence, due to its ability to stabilize the system with a coarse estimate.
- **Algorithm for Domain Randomization:** We propose an algorithm to solve (3) which proves effective in numerical experiments. This enables verification of the trends predicted in the aforementioned results, and aligns with the conceptual diagram in Figure 1. While the focus of this work is restricted to linear systems, the proposed algorithm can in principle extend to general nonlinear systems, whereas similar extensions for robust control face computational challenges.

By providing this characterization, our work demonstrates the potential of domain randomization in learning-enabled control, and partially explains the empirical success that it has achieved in robotics applications. We therefore conclude by highlighting several interesting open questions regarding the use of domain randomization for learning-enabled control.

1.2. Related Work

Domain Randomization Domain randomization, introduced by [Tobin et al. \(2017\)](#), is widely used for *sim-to-real transfer*. By randomizing simulator parameters during training, it aims to produce policies robust to simulator variations, thereby enabling transfer to the real-world. This approach has been applied in areas like autonomous racing ([Loquercio et al., 2019](#)) and robotic control ([Peng et al., 2018](#); [Akkaya et al., 2019](#)). However, its success depends heavily on selecting an effective sampling strategy ([Mehta et al., 2020](#)), which is often challenging. While previous work has explored generalization of domain randomization in discrete Markov Decision Processes ([Chen et al., 2021](#); [Zhong et al., 2019](#); [Jiang, 2018](#)), formalizing generalization for continuous control remains an open problem, which we address in this work.

Identification and Control The linear quadratic regulator problem has become a key benchmark for evaluating reinforcement learning in continuous control ([Abbasi-Yadkori and Szepesvári, 2011](#); [Recht, 2019](#)). The offline setting has been extensively studied: [Dean et al. \(2020\)](#) analyzed the sample efficiency of robust control, while [Mania et al. \(2019\)](#); [Wagenmaker et al. \(2021\)](#); [Lee et al. \(2023\)](#) showed that certainty equivalence is asymptotically instance-optimal, achieving the best possible sample efficiency with respect to system-theoretic quantities. Extensions to smooth nonlinear systems were made by [Wagenmaker et al. \(2024\)](#); [Lee et al. \(2024\)](#). However, certainty equivalence can perform poorly with limited data. Alternative Bayesian approaches ([von Rohr et al., 2022](#); [Chiuso et al., 2023](#)) can mitigate such limitations. We therefore show that such uncertainty-aware synthesis methods can match the asymptotic efficiency of certainty equivalence while achieving better performance in low-data regimes.

Robust Control: The control community has traditionally addressed policy synthesis with imperfect models using methods like \mathcal{H}_∞ control, which focuses on worst-case uncertainty ([Zhou et al., 1996](#); [Başar and Bernhard, 2008](#); [Doyle, 1982](#); [Fan et al., 1991](#)). Randomized approaches to robust control emphasizing high-probability guarantees have also been explored ([Calafiore and Campi, 2006](#); [Stengel and Ray, 1991](#); [Ray and Stengel, 1993](#)). [Vidyasagar \(2001\)](#) proposed an average performance metric similar to domain randomization but focused on a fixed distribution rather than one informed by data. Early data-driven synthesis efforts combined classical system identification ([Ljung, 1998](#)) with worst-case robust control ([Gevers, 2005](#)), while recent work has developed robust synthesis methods that bypass explicit models ([Berberich et al., 2020](#)). To the best of our knowledge, existing analyses of statistical efficiency in robust control yield suboptimal rates, with excess control cost decreasing at $1/\sqrt{N}$ ([Dean et al., 2020](#)), compared to the faster $1/N$ rate achieved by certainty equivalence. This work refines robust synthesis analysis, demonstrating the $1/N$ rate and a short burn-in period, highlighting its advantages with limited data.

Notation: The operator $\text{vec}(A)$ stacks the columns of A into a vector, and its inverse $\text{vec}^{-1}(\text{vec}(A), n)$ returns a matrix with n rows by successively stacking chunks of n elements into columns. The Kronecker product of A and B is $A \otimes B$. $x \vee y$ denotes the max of x and y .

2. Problem Formulation

Consider the linear dynamical system (1). We assume that $(A(\theta^*), B(\theta^*))$ is stabilizable. For ease of exposition, we restrict attention to the case where $\begin{bmatrix} A(\theta) & B(\theta) \end{bmatrix} = \text{vec}^{-1}(\theta, d_X)$, i.e. all entries of the state and input matrices are unknown. We additionally assume that $\Sigma_w = I$, and the cost matrices $Q \succeq I$ and $R = I$ are known.¹

When θ is known, the optimal controller that minimizes $C(K, \theta)$ is given by

$$\begin{aligned} P(\theta) &\triangleq A(\theta)^\top P(\theta)A(\theta) - A(\theta)^\top P(\theta)B(\theta)(B(\theta)^\top P(\theta)B(\theta) + R)^{-1}B(\theta)^\top P(\theta)A(\theta) + Q \\ K(\theta) &\triangleq -(B(\theta)^\top P(\theta)B(\theta) + R)^{-1}B(\theta)^\top P(\theta)A(\theta), \end{aligned}$$

where $P(\theta)$ is the positive definite solution to the discrete algebraic Ricatti equation, and $K(\theta)$ is the LQR solution corresponding to a system with parameters θ .

To design a controller for the unknown system (1), we suppose that we have run N experiments with control input $U_t \sim \mathcal{N}(0, \Sigma_u)$ for $\Sigma_u \succ 0$. From these experiments, we collect a dataset

$$\{(X_t^n, U_t^n, X_{t+1}^n)\}_{t=1, n=1}^{T, N} \quad (4)$$

consisting of N trajectories of length T from (1). We use this dataset to design a controller \hat{K} such that the cost, $C(\hat{K}, \theta^*)$, is small. In our analysis, we consider several approaches to achieve this objective. The approaches will be contrasted by examining the rate at which this cost decays to the optimal cost as the number of experiments in the dataset increases.

2.1. Controller Synthesis Approaches

All the synthesis approaches under consideration are model-based approaches which determine $\hat{\theta}$ from the dataset (4) via the following least squares problem:

$$\hat{\theta} \triangleq \underset{\theta}{\text{argmin}} \sum_{n=1}^N \sum_{t=1}^T \left\| X_{t+1}^n - \begin{bmatrix} A(\theta) & B(\theta) \end{bmatrix} \begin{bmatrix} X_t^n \\ U_t^n \end{bmatrix} \right\|^2. \quad (5)$$

The estimation error for $\hat{\theta}$ can be characterized using the Fisher information matrix:

$$\text{FI}(\theta^*) \triangleq \mathbf{E}_{\theta^*}^{U_t \sim \mathcal{N}(0, \Sigma_u)} \left[\sum_{t=1}^T \begin{bmatrix} X_t \\ U_t \end{bmatrix} \begin{bmatrix} X_t \\ U_t \end{bmatrix}^\top \right] \otimes \Sigma_w^{-1}, \quad (6)$$

see, e.g. [Lee et al. \(2024\)](#). Since this quantity depends on the unknown parameter, we define the estimate

$$\hat{\text{FI}} \triangleq \frac{1}{N} \sum_{n=1}^N \sum_{t=1}^T \begin{bmatrix} X_t^n \\ U_t^n \end{bmatrix} \begin{bmatrix} X_t^n \\ U_t^n \end{bmatrix}^\top \otimes \Sigma_w^{-1}, \quad (7)$$

which quantifies the uncertainty of the estimation procedure.

We consider three approaches to control synthesis using the estimates $\hat{\theta}$ and $\hat{\text{FI}}$:

1. Generalizing to arbitrary $\Sigma_w \succ 0$, $Q \succ 0$, and $R \succ 0$ can be performed by scaling the cost and changing the state and input basis.

- **Certainty Equivalence (CE)** uses the estimate $\hat{\theta}$ to minimize the control objective (2) by treating the estimate as though it were ground truth: $K_{\text{CE}}(\hat{\theta}) = \operatorname{argmin}_K C(K, \hat{\theta})$.
- **Robust Control (RC)** constructs a high confidence ellipsoid around the nominal estimate $\hat{\theta}$ using the estimated fisher information matrix $\hat{\text{FI}}$ as

$$G = \left\{ \theta : (\theta - \hat{\theta})^\top (N\hat{\text{FI}})(\theta - \hat{\theta}) \leq 16(d_\theta + \log(2/\delta)) \right\}. \quad (8)$$

Such a set can be shown to contain the true parameter θ^* with probability at least $1 - \delta$ as long as the number of experiments, N , is sufficiently large (see Appendix C). Robust control then uses the confidence ellipsoid to determine a controller that minimizes the worst case value of the control objective over all members of the confidence set as

$$K_{\text{RC}}(G) = \operatorname{argmin}_K \sup_{\theta \in G} (C(K, \theta) - C(K(\theta), \theta)).$$

This formulation is nonstandard, as the controller minimizes the worst-case suboptimality gap, rather than the worst case cost (Gevers, 2005). However, it simplifies the analysis.

- **Domain Randomization (DR)** constructs a sampling distribution \mathcal{D} using the least squares estimate $\hat{\theta}$ and the estimated Fisher Information $\hat{\text{FI}}$. It then synthesizes a controller by minimizing the average control cost as in (3). By ensuring good performance on average over a sampling distribution, domain randomization serves as a middle ground between certainty equivalence and robust control. In particular, it can be interpreted as enforcing a high probability robust stability constraint over the sampling region.² Careful choice of the sampling distribution is therefore critical for downstream performance. Our analysis informs this choice.

The goal of this paper is to study the sample efficiency of these three approaches. In particular, we consider upper bounds on the gap $C(\hat{K}, \theta^*) - C(K(\theta^*), \theta^*)$, where \hat{K} is a controller synthesized with CE, RC, or DR. We express these bounds in terms of system-theoretic quantities, and the number of experiments collected from the system. Doing so provides an indication of the types of systems on which these methods perform well. We focus our attention on two key quantities: the burn-in time required to ensure finite bounds, and the asymptotic rate of decay in these bounds.

3. Sample Efficiency Bounds for Controller Synthesis Approaches

Method	Leading Term	Burn-in Time	Scalable Alg.	Source of Bounds
CE	$\frac{1}{N} \operatorname{tr}(H(\theta^*)\text{FI}(\theta^*)^{-1})$	$\ P(\theta^*)\ ^{10}$	Yes	Wagenmaker et al. (2021) ³
RC	$\frac{1}{N} d_\theta \ H(\theta^*)\text{FI}(\theta^*)^{-1}\ $	$\ P(\theta^*)\ ^4 \sqrt{\frac{1}{\tau^2}}$	No	This paper
DR	$\frac{1}{N} \operatorname{tr}(H(\theta^*)\text{FI}(\theta^*)^{-1})$	$\ P(\theta^*)\ ^{11} \tau_{B(\theta^*)}^{16}$	Yes	This paper

Table 1: Comparison of sample efficiency bounds for CE, RC, and DR. The leading term is stated up to universal constants. The burn-in time reports the components which are different between the three approaches. We use the shorthand $\tau_{B(\theta^*)} = \|B(\theta^*)\| \vee 1$. We classify algorithms as scalable if they are possible to implement via first order gradient-based approaches.

2. If the controller is not stabilizing for a subset of systems with nonzero mass, the cost will be infinite.

3. Due to slight discrepancies in the setting (e.g. we consider multiple trajectories for identification), the exact version of the certainty equivalent bound considered is presented in Appendix E.

Our sample efficiency bounds are summarized in Table 1, where they are compared with existing bounds for certainty equivalence. The leading term in the bound characterizes the asymptotic rate of decay. For all three synthesis approaches described in Section 2.1, the leading term depends on four quantities: the parameter dimension, d_θ , the number of experiments, N , the Fisher Information matrix $\text{FI}(\theta^*)$, and a matrix $H(\theta^*)$, which captures the sensitivity of control synthesis to the estimation error. In particular, $H(\theta^*)$ is given by

$$H(\theta^*) = \nabla_\theta^2 C(K(\theta), \theta^*)|_{\theta=\theta^*}.$$

Wagenmaker et al. (2021) show that $\frac{1}{N} \text{tr}(H(\theta^*)\text{FI}(\theta^*)^{-1})$ is the optimal asymptotic rate achievable by any algorithm mapping a dataset (4) to a controller.⁴ Accordingly, both certainty equivalence and domain randomization can be classified as sample-efficient, as they achieve this optimal rate of decay with respect to system-theoretic quantities. The bound on robust control instead has a leading term of $d_\theta \|H(\theta^*)\text{FI}(\theta^*)^{-1}\| \geq \text{tr}(H(\theta^*)\text{FI}(\theta^*)^{-1})$, and therefore cannot be classified as efficient.⁵

Table 1 also highlights the burn-in time, the number of samples that suffice for the sample efficiency bounds to hold. The reported values omit terms common to all three methods. Among the differing quantities, the burn-in for CE scales with $\|P(\theta^*)\|^{10}$, for DR it scales with $\|P(\theta^*)\|^{11} \tau_{B(\theta^*)}^{12}$, and for RC it scales with the max of $\|P(\theta^*)\|^4$ and $\frac{1}{r^2}$, a term quantifying the robust stabilizability of θ^* . Although $\frac{1}{r^2}$ can be as large as $\|P(\theta^*)\|^{10}$, it is often much smaller (see Section 3.2), suggesting that robust control can achieve a much lower burn-in than the alternative approaches for many system instances.⁶ Experiments further suggest that domain randomization’s burn-in can potentially fall between that of certainty equivalence and robust control.

Finally, Table 1 highlights that certainty equivalence and domain randomization give rise to scalable gradient-based policy optimization algorithms, which can easily be extended to nonlinear and high dimensional systems. In contrast, the solving the robust control problem requires computationally challenging LMI-based approaches, even for fully observed linear systems.

3.1. Sample Efficiency of Domain Randomization

We now establish the characterization of domain randomization in the final row of Table 1. To this end, we first define a burn-in time which enables a bound on the the least squares error:

$$N_{\text{ID}} \triangleq \text{poly} \left(\sum_{t=0}^{T-1} \left\| A(\theta^*)^t \begin{bmatrix} I & B(\theta^*) \end{bmatrix} \right\|, \|\Sigma_u\|, \|\Sigma_w\|, \|\text{FI}(\theta^*)\|, \frac{1}{\lambda_{\min}(\text{FI}(\theta^*))} \right). \quad (9)$$

A bound on least squares using this quantity is shown in Appendix C. Proofs for the remainder of the results in this section may be found in Appendix G.

We first state a bound on the performance of domain randomization that holds for general sampling distributions centered at $\hat{\theta}$.

Lemma 1 *Suppose the dataset $\{(X_t^n, U_t^n, X_{t+1}^n)\}_{t=1, n=1}^{T, N}$ is collected from N trajectories of the system (1) via a random control input $U_t \sim \mathcal{N}(0, \Sigma_u)$. Let $\hat{\theta}$ be the least square estimate computed by (5). Let \mathcal{D} be any distribution with mean $\hat{\theta}$, and which is supported on a set with diameter*

4. This lower bound is specified to our setting in Appendix D.

5. While we lack a formal lower bound proving the inefficiency of RC, experiments support this conclusion (see Fig. 2).

6. We emphasize that these burn-in conditions are sufficient but not necessary; refining them is left to future work.

bounded by $\frac{1}{256} \|P(\theta^*)\|^{-5}$. It holds with probability at least $1 - \delta$ that

$$\begin{aligned} C(K_{\text{DR}}(\mathcal{D}), \theta^*) - C(K(\theta^*), \theta^*) &\leq \frac{8\text{tr}(H(\theta^*)\text{FI}(\theta^*)^{-1})}{N} + 2\text{tr}(\mathbf{V}(\mathcal{D})H(\theta^*)) \\ &+ 16\frac{\|H(\theta^*)\text{FI}(\theta^*)^{-1}\|}{N} \log \frac{2}{\delta} + L_{\text{DR}}(\theta^*) \frac{\|\text{FI}(\theta^*)^{-1}\|^{3/2}}{N^{3/2}}, \end{aligned} \quad (10)$$

where $L_{\text{DR}}(\theta^*, \delta) = \text{poly}(d_\theta, \max\{1, \|B(\theta^*)\|\}, \|P(\theta^*)\|, \log \frac{1}{\delta})$, as long as the number of experiments N satisfies $N \geq \max\left\{N_{\text{ID}}, \frac{c\|P(\theta^*)\|^{11}(\|B(\theta^*)\|\vee 1)^{16}(d_\theta + \log \frac{2}{\delta})}{\lambda_{\min}(\text{FI}(\theta^*))}\right\}$ for a universal constant c .

To minimize the above upper bound, choosing a sampling distribution with a variance of zero would be best and would lead to completely canceling the term with $\mathbf{V}(\mathcal{D})$. However, this would eliminate any benefits that we hope to see in the low data regime. Instead, to maximize the potential robustness benefits, we should choose the distribution with the most spread, which does not significantly degrade the performance achieved for large N (the regime where the above bound is valid). We therefore propose choosing \mathcal{D} as a uniform distribution over the confidence ellipsoid constructed for RC (8). Computing the variance of this quantity demonstrates that the term $\text{tr}(\mathbf{V}(\mathcal{D})H(\theta^*))$ scales as $\frac{1}{N} \text{tr}(\hat{\text{FI}}^{-1}H(\theta^*)) \left(1 + \frac{1}{d_\theta} \log \frac{2}{\delta}\right)$, leading to the following bound.

Theorem 1 *Under the setting of Lemma 1, let \mathcal{D} be a uniform distribution over the confidence ellipsoid G defined in Equation (8). Then it holds with probability at least $1 - \delta$ that*

$$\begin{aligned} C(K_{\text{DR}}(\mathcal{D}), \theta^*) - C(K(\theta^*), \theta^*) &\leq \frac{40(1 + \log(\frac{2}{\delta})/d_\theta) \text{tr}(H(\theta^*)\text{FI}(\theta^*)^{-1})}{N} \\ &+ 16\frac{\|H(\theta^*)\text{FI}(\theta^*)^{-1}\|}{N} \log \frac{2}{\delta} + L_{\text{DR}}(\theta^*, \delta) \frac{\|\text{FI}(\theta^*)^{-1}\|^{3/2}}{N^{3/2}}, \end{aligned} \quad (11)$$

as long as N satisfies the burn-in time of Lemma 1.

The burn-in time from Lemma 1 provides the powers of $\|P(\theta^*)\|$ and $\tau_{B(\theta^*)}$ listed in the final row of Table 1. The leading term follows from the fact that $L_{\text{DR}}(\theta^*)$ is multiplied by $N^{-3/2}$, and therefore decays faster. The deviation terms (quantities multiplied by $\log \frac{2}{\delta}$) are not considered leading terms, because they are dominated by the term $\frac{1}{N} \text{tr}(H(\theta^*)\text{FI}(\theta^*)^{-1})$ when the bounds are converted from high probability bounds to bounds in expectation. This leaves a universal constant multiplied by $\text{tr}(H(\theta^*)\text{FI}(\theta^*)^{-1})$, leading to the characterization of domain randomization with the chosen distribution as sample efficient.

The bound above fails to demonstrate a clear advantage of domain randomization over certainty equivalence in the low-data regime, despite empirical evidence suggesting such benefits (Figure 2). By designing the sampling distribution to have support on the confidence ellipsoid (8), we ensure that the true system θ^* has positive density in the sampling distribution with high probability. This design raises the hope that domain randomization could reduce the burn-in time. However, we have not been able to prove this property, as we cannot exclude the possibility that for distributions with large support, the domain-randomized controller (3) might incur very high costs near θ^* while performing well elsewhere. In contrast, we show in the sequel that robust control can provide such benefits, albeit at the expense of sacrificing asymptotic efficiency.

3.2. Sample Efficiency of Robust Control

We now establish the second row of Table 1 by analyzing the efficiency of robust control. Our goal is to demonstrate how robust control addresses the limitations of certainty equivalence with limited data. To achieve this, we introduce a formal definition of robust stabilizability for the system. In this definition, we denote the state covariance of system θ under controller K by $\Sigma^K(\theta)$.

Definition 2 (Robust Stabilizability) *Let $M \in \mathbb{R}$ and G be a set. G is M -robustly stabilizable by CE if $\exists \theta \in G$ such that for all $\theta' \in G$, $\|\Sigma^{K(\theta)}(\theta')\| \leq M$. Let also $r \in \mathbb{R}$. θ is (M, r) -robustly stabilizable by CE if $\forall A \subseteq \mathcal{B}(\theta, r)$, A is M -robustly stabilizable by CE.*

The above definition captures the idea that a CE controller synthesized for a some parameter in a set can stabilize every member of that set. This is stronger than merely assuming the existence of an arbitrary controller that stabilizes all members, and plays a key role in our analysis of robust control. Relaxing this condition is left for future work. Nevertheless, for any stabilizable system, we can choose r sufficiently small to satisfy the condition. Specifically, by Theorem 3 of [Simchowit and Foster \(2020\)](#), if $r \leq \frac{1}{256} \|P(\theta)\|^{-5}$, then θ is (M, r) -robustly stabilizable by CE with $M = 2 \|P(\theta)\|$. However, the given condition is system-specific and can often be satisfied with larger r . Consider the following example.

Example 1 *Consider a scalar linear dynamical system: $X_{t+1} = a^* X_t + b^* U_t + W_t \quad \forall t \geq 0$, where $a^* = 1.05$ and $b^* = 1$. Suppose that only a^* is unknown. Consider the LQR problem defined by $Q = 1$, and $R = 1000$. Computing $\|P(\theta^*)\|$, it holds by [Simchowit and Foster \(2020\)](#) that the instance is (M, r) stabilizable with $M = 225$ and $r = 2 \times 10^{-13}$. However, we can achieve a better characterization for this instance by noting that for any subset G of the interval $[0.3, 1.8]$, synthesizing an LQR controller k using the largest value of the parameter in G ensures that $a + b^* k < 0.97$ for all $a \in G$, thereby ensuring that $\|\Sigma^k(a)\| \leq \frac{1}{1-0.97^2} \leq 20$ for all $a \in G$. Then the instance is $(20, 0.75)$ -robustly stabilizable by CE.*

To illustrate the impact on control performance, suppose we have an estimate $\hat{a} = 1.01$. The certainty-equivalent controller derived from this estimate is $k = -0.0424$, which fails to stabilize the true system. In contrast, if we apply robust control over any uncertainty set within the interval $[0.3, 1.8]$ that includes a^ , we synthesize a controller that stabilizes the system. Therefore, the robust control procedure selects such a controller to avoid infinite cost.*

With the definition of robust stabilizability by certainty equivalence in hand, we proceed to state an upper bound on the excess cost incurred by the robust controller.

Theorem 3 *Suppose the dataset $\{(X_t^n, U_t^n, X_{t+1}^n)\}_{t=1, n=1}^{T, N}$ is collected from N trajectories of the system (1) via a random control input $U_t \sim \mathcal{N}(0, \Sigma_u)$. Let $\hat{\theta}$ be the least square estimate computed by (5), and G be the confidence ellipsoid of (8). Choose $r > 0$. Let M be the smallest real number such that θ^* is (M, r) -robustly stabilizable. It holds that with probability at least $1 - \delta$*

$$C(K_{RC}(G), \theta^*) - C(K(\theta^*), \theta^*) \leq \frac{64(d_\theta + \log \frac{2}{\delta}) \|H(\theta^*) \text{FI}(\theta^*)^{-1}\|}{N} + L_{RC}(\theta^*, \delta, M) \frac{\|\text{FI}(\theta^*)^{-1}\|^{3/2}}{N^{3/2}},$$

where $L_{RC}(\theta^*, \delta, M) = \text{poly}(d_\theta, \max\{1, \|B(\theta^*)\|\}, \|P(\theta^*)\|, \log \frac{1}{\delta}, M)$, as long as the number of experiments satisfies $N \geq \max\left\{N_{\text{ID}}, \frac{c\|P(\theta^*)\|^4(d_\theta + \log \frac{2}{\delta})}{\lambda_{\min}(\text{FI}(\theta^*))}, \frac{c(d_\theta + \log \frac{2}{\delta})}{r^2 \lambda_{\min}(\text{FI}(\theta^*))}\right\}$ for a universal constant c .

A proof of this result is provided in Appendix F. Similar to Theorem 1, the leading term in Table 1 is obtained by omitting the deviation term ($\log \frac{2}{\delta}$) and the lower-order term scaling with $N^{-3/2}$. While we lack a lower bound for robust control, we conjecture that the leading term is tight. The reasoning behind this conjecture is that robust control selects the worst-case perturbation of the parameter within the confidence set, which naturally leads to dependence on the operator norm, as opposed to the trace observed in alternative approaches.

The burn-in time from in the above theorem demonstrates how the robust stabilizability condition combined with the robust synthesis approach leads to the value reported in Table 1.

4. Numerical Experiments

4.1. Linear System

We validate the trends predicted in Table 1 through a case study on the linear system

$$A = \begin{bmatrix} 1.01 & 0.01 & 0 \\ 0.01 & 1.01 & 0.01 \\ 0 & 0.01 & 1.01 \end{bmatrix},$$

$$B = I, Q = 10^{-3}I, R = I. \quad (12)$$

We first estimate A and B using least squares identification, then synthesize CE, DR, and RC controllers based on the identified models. Further details are provided in Appendix H.

In Figure 2, we plot the median and shade 25 % to 75 % quantile over 500 random seeds. This result reveals two key observations. First, both DR and RC stabilize the system with fewer experiments than CE. While the improved performance of DR in the low-data regime lacks concrete theoretical justification, Theorem 3 supports this trend for RC. Second, after an initial period, DR converges faster than RC, eventually matching the convergence rate of CE. This aligns with the conclusion of Theorem 1 and is consistent with the conceptual illustration in Figure 1.

4.2. Pendulum

We extend the approach to nonlinear systems of pendulum by applying receding horizon control. For CE, planning occurs by minimizing a finite horizon cost for a trajectory planned using the nominal system estimate. For domain randomization, planning occurs by minimizing the average finite horizon cost for trajectories planned with a collection of systems sampled from a distribution around the system estimate.

The result is shown in Figure 3, which plots the mean and standard error over 100 random seeds. As observed in the linear system, the trends that (i) DR outperforms CE in the low-data regime and (ii) the convergence rate of CE and DR matches hold even for the nonlinear system. Implementation details are deferred to the Appendix H.

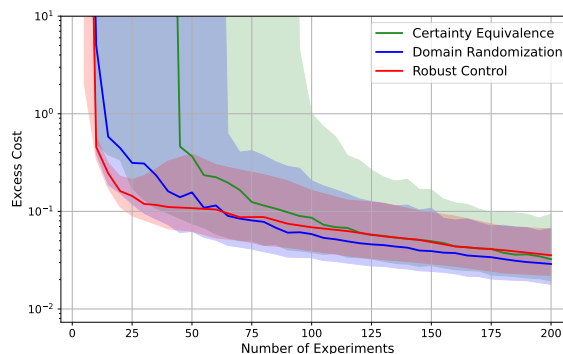


Figure 2: Excess cost of controllers found via three methods using models fit with various amounts of data.

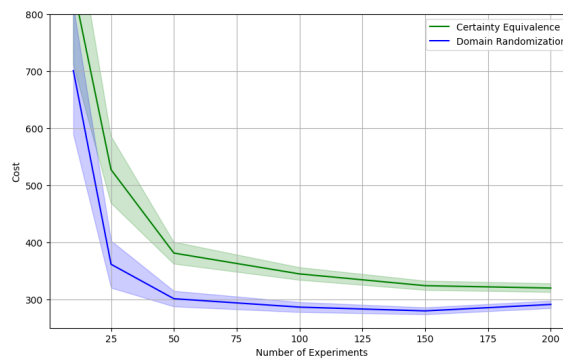


Figure 3: Cost of CE and DR controllers based on models fit with various amounts of data.

Algorithm 1 Domain Randomized Policy-Gradient for the Linear Quadratic Regulator

- 1: **Input:** Randomization distribution \mathcal{D} , estimate $\hat{\theta}$, stepsize η , # iterations M , # scenarios N
 - 2: **Initialize:** $\hat{K}_1 \leftarrow K_{CE}(\hat{\theta})$,
 - 3: **Sample:** N scenarios $\theta_1, \dots, \theta_N \sim \mathcal{D}$
 - 4: **for** $i = 1, 2, \dots, M$ **do** $\backslash\backslash$ Gradient descent on stable scenarios
 - 5: $\hat{K}_{i+1} = \hat{K}_i - \eta \sum_{j=1}^N \nabla C(\hat{K}_i, \theta_j) \mathbf{1}(\rho(A(\theta_j) + B(\theta_j)\hat{K}_i) < 1)$
 - 6: **Return:** \hat{K}_M .
-

5. Discussion

Algorithmic considerations: Our numerical experiments use a gradient-based algorithm for DR, detailed in Algorithm 1. This algorithm builds on the scenario approach of Vidyasagar (2001) and the policy gradient method introduced for the linear quadratic regulator by Fazel et al. (2018). The algorithm initially samples a number of scenarios from the distribution. At each iteration, the gradient update is performed on the cost summed over all scenarios. Since the control cost gradient becomes infinite if the current iterate does not stabilize a system, we incorporate only the gradients for system which the current iterate stabilizes. While we lack a formal convergence guarantee for this algorithm, numerical experiments indicate that it converges with a sufficiently small step size.

This algorithm raises numerous questions which may be fruitful directions for future work.

- **Convergence analysis of Algorithm 1:** Extending the convergence analysis of policy gradient methods for LQR by Fazel et al. (2018); Hu et al. (2023) to the proposed algorithm could provide theoretical guarantees for convergence to the solution of (3). Such an analysis would offer strong evidence of the algorithm’s applicability beyond the toy numerical example presented here.
- **Alternative choices of distribution:** We proposed sampling from a uniform distribution over the confidence ellipsoid (8) to maximize the spread of the sampling distribution without sacrificing asymptotic efficiency (Theorem 1). Exploring alternative distributions, such as truncated normal distributions, could reveal differences in empirical performance. These alternatives might also enable refined analyses of Theorem 1, particularly with respect to burn-in time.
- **Extension to nonlinear systems:** Algorithm 1 can, in principle, be extended to nonlinear systems, provided that gradients of the control objective can be obtained via Monte Carlo sampling. The least-squares analysis for CE in Table 1 also extends nonlinear systems (Lee et al., 2024), suggesting that the proposed domain randomization approach could also be effective for such systems. This may yield sample efficiency guarantees analogous to those studied here.

Theoretical extensions: There are additionally numerous directions to tighten the analysis and generalize the setting.

- **Improved burn-in time for domain randomization:** While this work empirically demonstrates that DR can stabilize the system even in the low-data regime, the burn-in time derived in Lemma 1 does not reflect this advantage, as it is larger than that of CE in Theorem 5. The only known way to improve the burn-in time is by adopting a robustly stabilizable condition, which considers the worst case but results in a conservative upper bound on the excess cost, as shown in Theorem 3. A promising direction for future work is to tighten the analysis for burn-in requirements and higher order terms of DR while maintaining its asymptotic efficiency.
- **Robust control lower bound:** Our upper bounds feature a gap between the asymptotic convergence rate of RC and that of CE and DR. We conjecture that this gap is fundamental; however, a lower bound on the sample efficiency of RC would be required to formalize this.

- **Misspecification:** This work has focused on the use of DR to address model uncertainty arising from variance in model fitting. Specifically, the assumption of the dynamics in (1) imposes a realizability condition, ensuring that a suitably constructed distribution \mathcal{D} contains θ^* in its support with high probability. However, a key explanation for the empirical success of DR in many robotics applications is its robustness to model misspecification (Tobin et al., 2017). Investigating this theoretically represents a promising direction for future work.

6. Conclusion

By analyzing the sample efficiency of learning the linear quadratic regulator via domain randomization and robust control, our work provides insights into the tradeoffs present for approaches to incorporate uncertainty quantification into learning-enabled control. Our analysis demonstrates that if one is strategic about the design of the sampling distribution, then the benefits of domain randomization over robust control may extend beyond computational considerations, and to the sample efficiency. This is particularly exciting due to the prominence of domain randomization in practice for robot learning. We believe that this line of analysis exposes a wide spread of interesting questions regarding the use of domain randomization for learning-enabled control.

Acknowledgments

We thank Manfred Morari, Anastasios Tsiamis, Ingvar Ziemann, and Thomas Zhang for several instructive conversations. TF is supported by JASSO Exchange Support program and UTokyo-TOYOTA Study Abroad Scholarship. TF and GP are supported in part by NSF Award SLES 2331880 and NSF TRIPODS EnCORE 2217033. BL and NM are supported by NSF Award SLES-2331880, NSF CAREER award ECCS-2045834 and AFOSR Award FA9550-24-1-0102.

References

- Yasin Abbasi-Yadkori and Csaba Szepesvári. Regret bounds for the adaptive control of linear quadratic systems. In *Proceedings of the 24th Annual Conference on Learning Theory*, pages 1–26. JMLR Workshop and Conference Proceedings, 2011.
- Ilge Akkaya, Marcin Andrychowicz, Maciek Chociej, Mateusz Litwin, Bob McGrew, Arthur Petron, Alex Paino, Matthias Plappert, Glenn Powell, Raphael Ribas, et al. Solving rubik’s cube with a robot hand. *arXiv preprint arXiv:1910.07113*, 2019.
- Tamer Başar and Pierre Bernhard. *H-infinity optimal control and related minimax design problems: a dynamic game approach*. Springer Science & Business Media, 2008.
- Julian Berberich, Anne Koch, Carsten W. Scherer, and Frank Allgöwer. Robust data-driven state-feedback design. In *2020 American Control Conference (ACC)*, pages 1532–1538, 2020. doi: 10.23919/ACC45564.2020.9147320.
- Zdravko I Botev, Dirk P Kroese, Reuven Y Rubinstein, and Pierre L’Ecuyer. The cross-entropy method for optimization. In *Handbook of statistics*, volume 31, pages 35–59. Elsevier, 2013.
- James Bradbury, Roy Frostig, Peter Hawkins, Matthew James Johnson, Chris Leary, Dougal Maclaurin, George Necula, Adam Paszke, Jake VanderPlas, Skye Wanderman-Milne, and Qiao Zhang. JAX: composable transformations of Python+NumPy programs, 2018. URL <http://github.com/jax-ml/jax>.

- Giuseppe Carlo Calafiore and Marco C Campi. The scenario approach to robust control design. *IEEE Transactions on automatic control*, 51(5):742–753, 2006.
- Ryan James Caverly and James Richard Forbes. Lmi properties and applications in systems, stability, and control theory. *arXiv preprint arXiv:1903.08599*, 2019.
- Xiaoyu Chen, Jiachen Hu, Chi Jin, Lihong Li, and Liwei Wang. Understanding domain randomization for sim-to-real transfer. *arXiv preprint arXiv:2110.03239*, 2021.
- Alessandro Chiuso, Marco Fabris, Valentina Breschi, and Simone Formentin. Harnessing uncertainty for a separation principle in direct data-driven predictive control. *arXiv preprint arXiv:2312.14788*, 2023.
- Sarah Dean, Horia Mania, Nikolai Matni, Benjamin Recht, and Stephen Tu. On the sample complexity of the linear quadratic regulator. *Foundations of Computational Mathematics*, 20(4):633–679, 2020.
- Steven Diamond and Stephen Boyd. CVXPY: A Python-embedded modeling language for convex optimization. *Journal of Machine Learning Research*, 17(83):1–5, 2016.
- John Doyle. Analysis of feedback systems with structured uncertainties. In *IEE Proceedings D (Control Theory and Applications)*, volume 129, pages 242–250. IET Digital Library, 1982.
- M.K.H. Fan, A.L. Tits, and J.C. Doyle. Robustness in the presence of mixed parametric uncertainty and unmodeled dynamics. *IEEE Transactions on Automatic Control*, 36(1):25–38, 1991. doi: 10.1109/9.62265.
- Maryam Fazel, Rong Ge, Sham Kakade, and Mehran Mesbahi. Global convergence of policy gradient methods for the linear quadratic regulator. In *International conference on machine learning*, pages 1467–1476. PMLR, 2018.
- Michel Gevers. Identification for control: From the early achievements to the revival of experiment design. *European journal of control*, 11(4-5):335–352, 2005.
- Bin Hu, Kaiqing Zhang, Na Li, Mehran Mesbahi, Maryam Fazel, and Tamer Başar. Toward a theoretical foundation of policy optimization for learning control policies. *Annual Review of Control, Robotics, and Autonomous Systems*, 6(1):123–158, 2023.
- Yassir Jedra and Alexandre Proutiere. Finite-time identification of stable linear systems optimality of the least-squares estimator. In *2020 59th IEEE Conference on Decision and Control (CDC)*, pages 996–1001. IEEE, 2020.
- Nan Jiang. Pac reinforcement learning with an imperfect model. In *Proceedings of the AAAI Conference on Artificial Intelligence*, volume 32, 2018.
- Beatrice Laurent and Pascal Massart. Adaptive estimation of a quadratic functional by model selection. *Annals of statistics*, pages 1302–1338, 2000.
- Bruce D Lee, Ingvar Ziemann, Anastasios Tsiamis, Henrik Sandberg, and Nikolai Matni. The fundamental limitations of learning linear-quadratic regulators. In *2023 62nd IEEE Conference on Decision and Control (CDC)*, pages 4053–4060. IEEE, 2023.

- Bruce D Lee, Ingvar Ziemann, George J Pappas, and Nikolai Matni. Active learning for control-oriented identification of nonlinear systems. *arXiv preprint arXiv:2404.09030*, 2024.
- Lennart Ljung. System identification. In *Signal analysis and prediction*, pages 163–173. Springer, 1998.
- Antonio Loquercio, Elia Kaufmann, René Ranftl, Alexey Dosovitskiy, Vladlen Koltun, and Davide Scaramuzza. Deep drone racing: From simulation to reality with domain randomization. *IEEE Transactions on Robotics*, 36(1):1–14, 2019.
- Horia Mania, Stephen Tu, and Benjamin Recht. Certainty equivalence is efficient for linear quadratic control. *Advances in Neural Information Processing Systems*, 32, 2019.
- Yutaka Matsuo, Yann LeCun, Maneesh Sahani, Doina Precup, David Silver, Masashi Sugiyama, Eiji Uchibe, and Jun Morimoto. Deep learning, reinforcement learning, and world models. *Neural Networks*, 152:267–275, 2022.
- Bhairav Mehta, Manfred Diaz, Florian Golemo, Christopher J Pal, and Liam Paull. Active domain randomization. In *Conference on Robot Learning*, pages 1162–1176. PMLR, 2020.
- Brendan O’Donoghue, Eric Chu, Neal Parikh, and Stephen Boyd. Conic optimization via operator splitting and homogeneous self-dual embedding. *Journal of Optimization Theory and Applications*, 169(3):1042–1068, June 2016. URL <http://stanford.edu/~boyd/papers/scs.html>.
- Victor H Peña, Tze Leung Lai, and Qi-Man Shao. *Self-normalized processes: Limit theory and Statistical Applications*. Springer, 2009.
- Xue Bin Peng, Marcin Andrychowicz, Wojciech Zaremba, and Pieter Abbeel. Sim-to-real transfer of robotic control with dynamics randomization. In *2018 IEEE International Conference on Robotics and Automation (ICRA)*, pages 3803–3810, 2018. doi: 10.1109/ICRA.2018.8460528.
- Laura Ryan Ray and Robert F Stengel. A monte carlo approach to the analysis of control system robustness. *Automatica*, 29(1):229–236, 1993.
- Benjamin Recht. A tour of reinforcement learning: The view from continuous control. *Annual Review of Control, Robotics, and Autonomous Systems*, 2(1):253–279, 2019.
- Max Simchowitz and Dylan Foster. Naive exploration is optimal for online lqr. In *International Conference on Machine Learning*, pages 8937–8948. PMLR, 2020.
- Robert F Stengel and Laura R Ray. Technical notes and correspondence: Stochastic robustness of linear time-invariant control systems. *NASA. Langley Research Center, Joint University Program for Air Transportation Research, 1990-1991*, 1991.
- Josh Tobin, Rachel Fong, Alex Ray, Jonas Schneider, Wojciech Zaremba, and Pieter Abbeel. Domain randomization for transferring deep neural networks from simulation to the real world. In *2017 IEEE/RSJ International Conference on Intelligent Robots and Systems (IROS)*, pages 23–30, 2017.

- Stephen Tu, Roy Frostig, and Mahdi Soltanolkotabi. Learning from many trajectories. *Journal of Machine Learning Research*, 25(216):1–109, 2024.
- Roman Vershynin. High-dimensional probability. *University of California, Irvine*, 2020.
- Mathukumalli Vidyasagar. Randomized algorithms for robust controller synthesis using statistical learning theory. *Automatica*, 37(10):1515–1528, 2001.
- Alexander von Rohr, Friedrich Solowjow, and Sebastian Trimpe. Improving the performance of robust control through event-triggered learning. In *2022 IEEE 61st Conference on Decision and Control (CDC)*, pages 3424–3430. IEEE, 2022.
- Andrew Wagenmaker, Guanya Shi, and Kevin G Jamieson. Optimal exploration for model-based rl in nonlinear systems. *Advances in Neural Information Processing Systems*, 36, 2024.
- Andrew J Wagenmaker, Max Simchowitz, and Kevin Jamieson. Task-optimal exploration in linear dynamical systems. In *International Conference on Machine Learning*, pages 10641–10652. PMLR, 2021.
- Philipp Wu, Alejandro Escontrela, Danijar Hafner, Pieter Abbeel, and Ken Goldberg. Daydreamer: World models for physical robot learning. In *Conference on robot learning*, pages 2226–2240. PMLR, 2023.
- Yuren Zhong, Aniket Anand Deshmukh, and Clayton Scott. Pac reinforcement learning without real-world feedback, 2019. URL <https://arxiv.org/abs/1909.10449>.
- K. Zhou, J.C. Doyle, and K. Glover. *Robust and Optimal Control*. Feher/Prentice Hall Digital and Prentice Hall, 1996. ISBN 9780134565675.
- Ingvar Ziemann, Anastasios Tsiamis, Bruce Lee, Yassir Jedra, Nikolai Matni, and George J Pappas. A tutorial on the non-asymptotic theory of system identification. In *2023 62nd IEEE Conference on Decision and Control (CDC)*, pages 8921–8939. IEEE, 2023.

Appendix A. Notation

The Euclidean norm of a vector x is denoted $\|x\|$. For a matrix A , the spectral norm is denoted $\|A\|$, and the Frobenius norm is denoted $\|A\|_F$. A symmetric, positive semi-definite matrix $A = A^\top$ is denoted $A \succeq 0$. $A \succeq B$ denotes that $A - B$ is positive semi-definite. Similarly, a symmetric, positive definite matrix A is denoted $A \succ 0$. The minimum eigenvalue of a symmetric, positive semi-definite matrix A is denoted $\lambda_{\min}(A)$. For a positive definite matrix A , we define the A -norm as $\|x\|_A^2 = x^\top A x$. The gradient of a scalar valued function $f : \mathbb{R}^n \rightarrow \mathbb{R}$ is denoted ∇f , and the Hessian is denoted $\nabla^2 f$. The Jacobian of a vector-valued function $g : \mathbb{R}^n \rightarrow \mathbb{R}^m$ is denoted Dg , and follows the convention for any $x \in \mathbb{R}^n$, the rows of $Dg(x)$ are the transposed gradients of $g_i(x)$. The p^{th} order derivative of g is denoted by $D^p g$. Note that for $p \geq 2$, $D^p g(x)$ is a tensor for any $x \in \mathbb{R}^n$. The operator norm of such a tensor is denoted by $\|D^p g(x)\|_{\text{op}}$. For a function $f : X \rightarrow \mathbb{R}^{d_Y}$, we define $\|f\|_\infty \triangleq \sup_{x \in X} \|f(x)\|$. A Euclidean norm ball of radius r centered at x is denoted $\mathcal{B}(x, r)$. The state covariance matrix of the system under controller K is denoted as $\Sigma^K(\theta) \triangleq \text{dlyap}((A(\theta) + B(\theta)K)^\top, I)$. The solution to the discrete algebraic Riccati equation satisfies $P \succeq I$ as long as $Q \succeq I$. The Hessian of the objective function is calculated as

$$H(\theta) \triangleq \nabla_\theta^2 C(K(\theta), \theta) = D_\theta \text{vec } K(\theta)^\top (\Psi(\theta) \otimes \Sigma_X^K(\theta)) D_\theta \text{vec } K(\theta)$$

where $\Psi(\theta) \triangleq B(\theta)^\top P(\theta) B(\theta) + R$.

Appendix B. Perturbation Analysis

Here we present a number of perturbation results that we re-use throughout our analysis.

Lemma 2 (Performance Difference Lemma, Lemma 12 of Fazel et al. (2018)) *Let θ denote the parameter for a dynamical system, and K be an arbitrary gain that stabilizes this system. Then it holds that*

$$C(K, \theta) - C(K(\theta), \theta) = \text{tr}\left((K - K(\theta))\Sigma^K(\theta)(K - K(\theta))^\top \Psi(\theta)\right),$$

where we recall that $\Sigma^K(\theta)$ is the state covariance of the system under controller K .

Lemma 3 (Lyapunov Perturbation) *Let $A_1, A_2 \in \mathbb{R}^{d \times d}$ satisfy $\rho(A_1) < 1$ and $\rho(A_2) < 1$. Let Q be a d dimensional positive definite matrix. Define $P_1 = \text{dlyap}(A_1, Q)$, and $P_2 = \text{dlyap}(A_2, Q)$. Then it holds that*

$$\|P_1 - P_2\| \leq \frac{1}{\lambda_{\min}(Q)} \|P_1\| \|P_2\| \left(2 \|A_2\| \|A_1 - A_2\| + \|A_1 - A_2\|^2\right).$$

Proof By definition of P_1 and P_2 , it holds that

$$\begin{aligned} P_1 - P_2 &= A_1^\top P_1 A_1 - A_2^\top P_2 A_2 \\ &= (A_2 + (A_1 - A_2))^\top P_1 (A_2 + (A_1 - A_2)) - A_2^\top P_2 A_2 \\ &= \text{dlyap}(A_2, A_2^\top P_1 (A_1 - A_2) + (A_1 - A_2)^\top P_1 A_2 + (A_1 - A_2)^\top P_1 (A_1 - A_2)) \\ &\preceq \text{dlyap}(A_2, I) \left\| A_2^\top P_1 (A_1 - A_2) + (A_1 - A_2)^\top P_1 A_2 + (A_1 - A_2)^\top P_1 (A_1 - A_2) \right\|. \end{aligned}$$

Note that $\text{dlyap}(A_2, I) \preceq \frac{1}{\lambda_{\min}(Q)} P_2$. The result then follows by the triangle inequality and sub-multiplicativity. \blacksquare

Lemma 4 Fix a system θ and two stabilizing controllers K_1 and K_2 . As long as $\|B(\theta)(K_1 - K_2)\| \leq \frac{1}{12\|\Sigma^{K_1}(\theta)\|^{5/2}}$, it holds that

$$\Sigma^{K_2}(\theta) \succeq \frac{1}{2}\Sigma^{K_1}(\theta).$$

Proof The result follows by applying the reverse triangle inequality along with Lemma 3. \blacksquare

Lemma 5 (Riccati Perturbation, Proposition 4 and 6 of Simchowitz and Foster (2020)) Let θ_1 denote the parameter for a stabilizable system, and θ_2 denote the parameter for an alternate system. Suppose that $\|\theta_1 - \theta_2\| \leq \frac{1}{16}\|P(\theta_1)\|^{-2}$. Then the system described by θ_2 is stabilizable, and the following inequalities hold.

- $\|P(\theta_2)\| \leq \sqrt{2}\|P(\theta_1)\|$
- $\max\{\|K(\theta_2) - K(\theta_1)\|, \|B(\theta_1)(K(\theta_2) - K(\theta_1))\|\} \leq 32\|P(\theta_1)\|^{7/2}\|\theta_1 - \theta_2\|$.
- $\|P(\theta_2) - P(\theta_1)\| \leq 8\sqrt{2}\|P(\theta_1)\|^3\|\theta_1 - \theta_2\|$

Lemma 6 (Simplifying inequalities) Let θ be a parameter describing a stabilizable system in stance. Define $\tau_{B(\theta)} = \max\{1, \|B(\theta)\|\}$. The following inequalities hold

- $\|\Sigma^{K(\theta)}(\theta)\| \leq \|P(\theta)\|$
- $\|A(\theta) + B(\theta)K(\theta)\| \leq \|P(\theta)\|^{1/2}$.
- $\|K(\theta)\| \leq \|P(\theta)\|^{1/2}$
- $\|\Psi(\theta)\| \leq 2\tau_{B(\theta)}^2\|P(\theta)\|$.
- $\|\Psi(\theta) \otimes \Sigma_X^{K(\theta)}(\theta)\| \leq 2\tau_{B(\theta)}^2\|P(\theta)\|^2$.

Proof The first inequality follows by observing that

$$\|\Sigma^{K(\theta)}(\theta)\| = \left\| \text{dlyap}((A + BK(\theta))^T, I) \right\| \leq \left\| \text{dlyap}(A + BK(\theta), Q + K(\theta)^T RK(\theta)) \right\|,$$

by the fact that $Q \succeq I$. The second inequality follows by noting that

$$\left\| (A(\theta) + B(\theta)K(\theta))^T (A(\theta) + B(\theta)K(\theta)) \right\|^{1/2} \leq \left\| \text{dlyap}(A(\theta) + B(\theta)K(\theta), I) \right\|^{1/2}.$$

The third inequality follows from

$$\|K(\theta)\| \leq \|Q + K(\theta)^T RK(\theta)\|^{1/2} \leq \left\| \text{dlyap}(A(\theta) + B(\theta)K(\theta), Q + K(\theta)^T RK(\theta)) \right\|^{1/2}.$$

The fourth and fifth inequality follow from

$$\left\| \Psi(\theta) \otimes \Sigma_X^{K(\theta)}(\theta) \right\| \leq \|\Psi(\theta)\| \left\| \Sigma_X^{K(\theta)}(\theta) \right\| \leq (\|B(\theta)\|^2 + 1)\|P(\theta)\|^2 \leq 2\tau_{B(\theta)}^2\|P(\theta)\|^2.$$

where we used $\|X \otimes Y\| \leq \|X\| \|Y\|$. \blacksquare

Lemma 7 (Certainty Equivalent Stabilization) *Let θ_1 denote the parameter for a stabilizable system, and θ_2 denote the parameter for an alternate system. Suppose that $\|\theta_1 - \theta_2\| \leq \frac{1}{256} \|P(\theta_1)\|^{-5}$. Then the system described by θ_2 is stabilizable*

$$\left\| \Sigma^{K(\theta_2)}(\theta_1) \right\| \leq 2 \|P(\theta_1)\|.$$

Proof To verify this fact, first apply Lemma 3 and Lemma 6 to find

$$\begin{aligned} \left\| \Sigma^{K(\theta_2)}(\theta_1) \right\| &\leq \left\| \Sigma^{K(\theta_1)}(\theta_1) \right\| + \left\| \Sigma^{K(\theta_1)}(\theta_1) \right\| \left\| \Sigma^{K(\theta_2)}(\theta_1) \right\| \\ &\left(2 \|A(\theta_1) + B(\theta_1)K(\theta_1)\| \|B(\theta_1)(K(\theta_2) - K(\theta_1))\| + \|B(\theta_1)(K(\theta_2) - K(\theta_1))\|^2 \right) \\ &\leq \|P(\theta_1)\| + \|P(\theta_1)\| \left\| \Sigma^{K(\theta_2)}(\theta_1) \right\| \left(2 \|P(\theta_1)\|^{1/2} \|B(\theta_1)(K(\theta_2) - K(\theta_1))\| + \|B(\theta_1)(K(\theta_2) - K(\theta_1))\|^2 \right). \end{aligned}$$

By Lemma 5 it holds that $\|B(\theta_1)(K(\theta_2) - K(\theta_1))\| \leq 32 \|P(\theta_1)\|^{7/2} \|\theta_2 - \theta_1\|$. Leveraging that $\|\theta_2 - \theta_1\| \leq \frac{1}{256} \|P(\theta_1)\|^{-5}$, we conclude

$$\left\| \Sigma^{K(\theta_2)}(\theta_1) \right\| \leq \|P(\theta_1)\| + \frac{1}{2} \left\| \Sigma^{K(\theta_2)}(\theta_1) \right\|.$$

Rearranging provides the desired inequality. ■

Lemma 8 (Bound on the first and second derivative of \mathbf{K}) *Let θ_1, θ_2 be the parameters describing two stabilizable systems satisfying $\|\theta_1 - \theta_2\| \leq \frac{1}{16} \|P(\theta_1)\|^{-2}$. Then for any $t \in [0, 1]$, the first and second derivative is bounded as*

$$\|\mathbf{D} \text{vec } K(\tilde{\theta})\|_{\text{op}} \leq 24 \|P(\theta_1)\|^{7/2}, \quad \|\mathbf{D}^2 \text{vec } K(\tilde{\theta})\|_{\text{op}} \leq 4000 \|P(\theta_1)\|^{15/2},$$

where $\tilde{\theta} = t\theta_1 + (1-t)\theta_2$.

Proof It suffices to consider the quantity $K(t)$ defined as

$$K(t) \triangleq K(t\theta_1 + (1-t)\theta_2).$$

Additionally define

$$P(t) \triangleq P(t\theta_1 + (1-t)\theta_2).$$

By the proof of Lemma 3.2, C.5 of [Simchowitz and Foster \(2020\)](#) and keeping track of the degree of the term $\|P(\theta_1)\|$, we get

$$\begin{aligned} \|P'(t)\| &\leq 4 \|P(t)\|^3, \quad \|P''(t)\| \leq 178 \|P(t)\|^7 \\ \|K'(t)\| &\leq 7 \|P(t)\|^{7/2}, \quad \|K''(t)\| \leq 290 \|P(t)\|^{15/2}. \end{aligned}$$

From Lemma 5, it holds that $\|P(t)\| \leq \sqrt{2} \|P(\theta_1)\|$. Therefore, by noting that the derivatives of $K(t)$ are directional derivatives of $K(\theta)$, it follows that

$$\begin{aligned} \|\mathbf{D} \text{vec } K(\tilde{\theta})\|_{\text{op}} &\leq \sup_{t \in [0,1]} 7 \|P(t)\|^{7/2} < 24 \|P(\theta_1)\|^{7/2} \\ \|\mathbf{D}^2 \text{vec } K(\tilde{\theta})\|_{\text{op}} &\leq \sup_{t \in [0,1]} 290 \|P(t)\|^{15/2} < 4000 \|P(\theta_1)\|^{15/2}. \end{aligned}$$

■

Leveraging the above result along with a Taylor expansion leads to the following lemma.

Lemma 9 (LQR Taylor Expansion) *Let θ_1, θ_2 be the parameters describing two stabilizable systems satisfying $\|\theta_1 - \theta_2\| \leq \frac{1}{16} \|P(\theta_1)\|^{-2}$. It holds that*

$$\text{vec}(K(\theta_2) - K(\theta_1)) = D_\theta \text{vec } K(\theta_1)[\theta_2 - \theta_1] + R,$$

where R is the remainder term that satisfies

$$\|R\| \leq \frac{1}{2} \sup_{\tilde{\theta} \in [\theta_1, \theta_2]} \|D^2 \text{vec } K(\tilde{\theta})\|_{op} \|\theta_2 - \theta_1\|^2 \leq 2000 \|P_{\theta_1}\|^{15/2} \|\theta_2 - \theta_1\|^2.$$

Lemma 10 (Suboptimality Gap Bound) *Let K be any controller that stabilizes θ . Then it holds that*

$$\begin{aligned} & C(K, \theta) - C(K(\theta), \theta) \\ & \leq \text{tr}((K - K(\theta)) \Sigma_X^{K(\theta)}(\theta) (K - K(\theta))^T \Psi(\theta)) \\ & \quad + 2 \|P(\theta)\|^2 \|\Sigma_X^K(\theta)\| \tau_{B(\theta)}^3 \|K - K(\theta)\|^3 (\|B(\theta)(K - K(\theta))\| + 2 \|P(\theta)\|^{1/2}). \end{aligned}$$

Proof By Lemma 2,

$$\begin{aligned} & C(K, \theta) - C(K(\theta), \theta) \\ & \leq \text{tr}((K - K(\theta)) \Sigma_X^{K(\theta)}(\theta) (K - K(\theta))^T \Psi(\theta) + (K - K(\theta)) (\Sigma_X^K(\theta) - \Sigma_X^{K(\theta)}(\theta)) (K - K(\theta))^T \Psi(\theta)) \end{aligned}$$

where $\Sigma_X^K(\theta) = \text{dlyap}((A(\theta) + B(\theta)K)^T, I)$. By applying Lemma 3 to the second term, we get

$$\begin{aligned} & \text{tr}(K - K(\theta)) (\Sigma_X^K(\theta) - \Sigma_X^{K(\theta)}(\theta)) (K - K(\theta))^T \Psi(\theta) \\ & \leq \|\Sigma_X^K(\theta)\| \|\Sigma_X^{K(\theta)}(\theta)\| \|K - K(\theta)\|^3 \|\Psi(\theta)\| \|B(\theta)\| (\|B(\theta)(K - K(\theta))\| + 2 \|A(\theta) + B(\theta)K(\theta)\|). \end{aligned}$$

To conclude, we apply the inequalities of Lemma 6 to $\|A(\theta) + B(\theta)K(\theta)\|$, $\|\Sigma_X^{K(\theta)}(\theta)\|$, and $\|\Psi(\theta)\|$. ■

Lemma 11 (Taylor Expansion Substitution for Suboptimality Gap) *Let $K(\theta_1), K(\theta_2)$ be any certainty equivalence controller that stabilize θ_1, θ_2 , respectively, where θ_1, θ_2 satisfy $\|\theta_1 - \theta_2\| \leq \frac{1}{16} \|P(\theta_1)\|^{-2}$. Then it holds that*

$$\begin{aligned} & \text{tr}((K(\theta_2) - K(\theta_1)) \Sigma_X^{K(\theta_1)}(\theta_1) (K(\theta_2) - K(\theta_1))^T \Psi(\theta_1)) \\ & \leq \|\theta_2 - \theta_1\|_{H(\theta_1)}^2 + 2e5\tau_{B(\theta_1)}^2 \|P(\theta_1)\|^{13} \|\theta_2 - \theta_1\|^3 + 8e6\tau_{B(\theta_1)}^2 \|P(\theta_1)\|^{17} \|\theta_2 - \theta_1\|^4. \end{aligned}$$

Proof By Lemma 6, Lemma 8 and Lemma 9, it follows that

$$\begin{aligned} & \text{tr}((K(\theta_2) - K(\theta_1)) \Sigma_X^{K(\theta_1)}(\theta_1) (K(\theta_2) - K(\theta_1))^T \Psi(\theta_1)) \\ & = \text{vec}(K(\theta_2) - K(\theta_1))^T (\Psi(\theta_1) \otimes \Sigma_X^{K(\theta_1)}(\theta_1)) \text{vec}(K(\theta_2) - K(\theta_1)) \\ & \leq [\theta_2 - \theta_1]^T D_\theta \text{vec } K(\theta_1)^T (\Psi(\theta_1) \otimes \Sigma_X^{K(\theta_1)}(\theta_1)) D_\theta \text{vec } K(\theta_1) [\theta_2 - \theta_1] \\ & \quad + \text{sym}([\theta_2 - \theta_1]^T D_\theta \text{vec } K(\theta_1)^T (\Psi(\theta_1) \otimes \Sigma_X^{K(\theta_1)}(\theta_1)) R + R^T (\Psi(\theta_1) \otimes \Sigma_X^{K(\theta_1)}(\theta_1)) R) \\ & \leq \|\theta_2 - \theta_1\|_{H(\theta_1)}^2 + 2e5\tau_{B(\theta_1)}^2 \|P(\theta_1)\|^{13} \|\theta_2 - \theta_1\|^3 + 8e6\tau_{B(\theta_1)}^2 \|P(\theta_1)\|^{17} \|\theta_2 - \theta_1\|^4. \end{aligned}$$

where it follows from $\text{tr}(A^T, B) = \text{vec}(A)^T \text{vec} B$ and $\text{vec}(ABC) = (C^T \otimes A) \text{vec}(B)$ in the first equality, and we let the operator sym denote $\text{sym}(A) = A + A^T$. \blacksquare

Lemma 12 (Perturbation on $B(\theta), H(\theta)$) *Let θ_1, θ_2 be the parameters describing two stabilizable systems satisfying $\|\theta_1 - \theta_2\| \leq \frac{1}{16} \|P(\theta_1)\|^{-2}$. Then it holds that*

- $\|B(\theta_2)\| \leq \|B(\theta_1)\| + \|\theta_1 - \theta_2\|$
- $\|\Psi(\theta_2) - \Psi(\theta_1)\| \leq 15\tau_{B(\theta_1)}^2 \|P(\theta_1)\|^3 \|\theta_1 - \theta_2\|$
- $\|H(\theta_2) - H(\theta_1)\| \leq 5e6\tau_{B(\theta_1)}^2 \|P(\theta_1)\|^{17} \|\theta_1 - \theta_2\|$.
- $\|H(\theta_2)\| \leq 8e3\tau_{B(\theta_1)}^2 \|P(\theta_1)\|^9$

Proof By the triangle inequality,

$$\|B(\theta_2)\| = \|B(\theta_1) + (B(\theta_2) - B(\theta_1))\| \leq \|B(\theta_1)\| + \|\theta_1 - \theta_2\|.$$

It follows that

$$\begin{aligned} \tau_{B(\theta_2)}^2 &\leq \max\{\|B_2\|^2, 1\} \leq \max\{\|B(\theta_1)\|^2 + 2\|B(\theta_1)\|\|\theta_1 - \theta_2\| + \|\theta_1 - \theta_2\|^2, 1\} \leq 2\tau_{B(\theta_1)}^2 \\ \tau_{B(\theta_2)}^3 &\leq \max\{\|B_2\|^3, 1\} \leq \max\{\|B(\theta_1)\|^3 + 3\|B(\theta_1)\|^2\|\theta_1 - \theta_2\| + 3\|B(\theta_1)\|\|\theta_1 - \theta_2\|^2 + \|\theta_1 - \theta_2\|^3, 1\} \\ &\leq 2\tau_{B(\theta_1)}^3 \end{aligned}$$

where we applied $\|\theta_1 - \theta_2\| \leq \frac{1}{16} \|P(\theta_1)\|^{-2}$ in the last inequality. For the second inequality, it holds from Lemma 5 that

$$\begin{aligned} &\|\Psi(\theta_2) - \Psi(\theta_1)\| \\ &\leq \|\{B(\theta_1) + B(\theta_2) - B(\theta_1)\}^T P(\theta_2) \{B(\theta_1) + B(\theta_2) - B(\theta_1)\} - B(\theta_1)^T P(\theta_1) B(\theta_1)\| \\ &\leq \|B(\theta_1)^T (P(\theta_2) - P(\theta_1)) B(\theta_1)\| + \|\text{sym}(B(\theta_1)^T P(\theta_2) (B(\theta_2) - B(\theta_1)))\| \\ &\quad + \|(B(\theta_2) - B(\theta_1))^T P(\theta_2) (B(\theta_2) - B(\theta_1))\| \\ &\leq 8\sqrt{2} \|B(\theta_1)\|^2 \|P(\theta_1)\|^3 \|\theta_1 - \theta_2\| + 2\sqrt{2} \|B(\theta_1)\| \|B(\theta_2) - B(\theta_1)\| \|P(\theta_1)\| \\ &\quad + \sqrt{2} \|B(\theta_2) - B(\theta_1)\|^2 \|P(\theta_1)\| \\ &\leq 15\tau_{B(\theta_1)}^2 \|P(\theta_1)\|^3 \|\theta_1 - \theta_2\|. \end{aligned}$$

where we applied $\|\theta_1 - \theta_2\| \leq \frac{1}{16} \|P(\theta_1)\|^{-2}$ in the last inequality. Next, let $K'(\theta) \triangleq D_\theta \text{vec} K(\theta)$. Then from Lemma 8,

$$\|K'(\theta_2) - K'(\theta_1)\| = \sup_{\tilde{\theta} \in [\theta_1, \theta_2]} \|K''(\tilde{\theta})\| \|\theta_1 - \theta_2\| \leq 4000 \|P(\theta_1)\|^{15/2} \|\theta_1 - \theta_2\|.$$

From Lemma 5 and Lemma 6

$$\begin{aligned} &\|A(\theta_2) + B(\theta_2)K(\theta_2) - A(\theta_1) + B(\theta_1)K(\theta_1)\| \\ &\leq \|A(\theta_2) - A(\theta_1)\| + \|(B(\theta_2) - B(\theta_1))K(\theta_2)\| + \|B(\theta_1)(K(\theta_2) - K(\theta_1))\| \\ &\leq \|\theta_1 - \theta_2\| + \|\theta_1 - \theta_2\| \|P(\theta_2)\|^{1/2} + 32 \|P(\theta_1)\|^{7/2} \|\theta_1 - \theta_2\| \\ &\leq 35 \|P(\theta_1)\|^{7/2} \|\theta_1 - \theta_2\|. \end{aligned}$$

For $\Sigma_X^{K(\theta)}(\theta)$, from Lemma 3 and above calculation,

$$\begin{aligned}
& \left\| \Sigma_X^{K(\theta_2)}(\theta_2) - \Sigma_X^{K(\theta_1)}(\theta_1) \right\| \\
& \leq \left\| \Sigma_X^{K(\theta_1)}(\theta_1) \right\| \left\| \Sigma_X^{K(\theta_2)}(\theta_2) \right\| \left(70 \|P(\theta_1)\|^4 \|\theta_1 - \theta_2\| + 35^2 \|P(\theta_1)\|^7 \|\theta_1 - \theta_2\|^2 \right) \\
& \leq \sqrt{2} \|P(\theta_1)\|^2 \left(70 \|P(\theta_1)\|^4 \|\theta_1 - \theta_2\| + 35^2 \|P(\theta_1)\|^7 \|\theta_1 - \theta_2\|^2 \right) \\
& \leq 225 \|P(\theta_1)\|^7 \|\theta_1 - \theta_2\|,
\end{aligned}$$

where we applied $\|\theta_1 - \theta_2\| \leq \frac{1}{16} \|P(\theta_1)\|^{-2}$ in the last inequality. Now let $M(\theta)$ denote $M(\theta) \triangleq \Psi(\theta) \otimes \Sigma_X^{K(\theta)}(\theta)$. Then we get

$$\begin{aligned}
& \|M(\theta_2) - M(\theta_1)\| \\
& = \left\| (\Psi(\theta_1) + \Psi(\theta_2) - \Psi(\theta_1)) \otimes \left(\Sigma_X^{K(\theta_1)}(\theta_1) + \Sigma_X^{K(\theta_2)}(\theta_2) - \Sigma_X^{K(\theta_1)}(\theta_1) \right) - \Psi(\theta_1) \otimes \Sigma_X^{K(\theta_1)}(\theta_1) \right\| \\
& \leq \|\Psi(\theta_2) - \Psi(\theta_1)\| \left\| \Sigma_X^{K(\theta_1)}(\theta_1) \right\| + \|\Psi(\theta_1)\| \left\| \Sigma_X^{K(\theta_2)}(\theta_2) - \Sigma_X^{K(\theta_1)}(\theta_1) \right\| \\
& \quad + \|\Psi(\theta_2) - \Psi(\theta_1)\| \left\| \Sigma_X^{K(\theta_2)}(\theta_2) - \Sigma_X^{K(\theta_1)}(\theta_1) \right\| \\
& \leq 4e3\tau_{B(\theta_1)}^2 \|P(\theta_1)\|^{10} \|\theta_1 - \theta_2\|
\end{aligned}$$

where we used $\|X \otimes Y\| \leq \|X\| \|Y\|$. Thus from Lemma 8

$$\begin{aligned}
& \|H(\theta_2) - H(\theta_1)\| \\
& = \left\| K'(\theta_2)^T M(\theta_2) K'(\theta_2) - K'(\theta_1)^T M(\theta_1) K'(\theta_1) \right\| \\
& = \left\| \{K'(\theta_1) + K'(\theta_2) - K'(\theta_1)\}^T M(\theta_2) \{K'(\theta_1) + K'(\theta_2) - K'(\theta_1)\} - K'(\theta_1)^T M(\theta_1) K'(\theta_1) \right\| \\
& = \left\| K'(\theta_1)^T \{M(\theta_2) - M(\theta_1)\} K'(\theta_1) \right\| + \left\| \text{sym}\{K'(\theta_1)^T M(\theta_2) (K'(\theta_2) - K'(\theta_1))\} \right\| \\
& \quad + \left\| \{K'(\theta_2) - K'(\theta_1)\}^T M(\theta_2) \{K'(\theta_2) - K'(\theta_1)\} \right\| \\
& \leq \|K'(\theta_1)\|^2 \|M(\theta_2) - M(\theta_1)\| + 2 \|K'(\theta_1)\| \|K'(\theta_2) - K'(\theta_1)\| \|M(\theta_2)\| \\
& \quad + \|K'(\theta_2) - K'(\theta_1)\|^2 \|M(\theta_2)\| \\
& \leq 5e6\tau_{B(\theta_1)}^2 \|P(\theta_1)\|^{17} \|\theta_1 - \theta_2\|
\end{aligned}$$

For the last fact, from Lemma 6 and Lemma 8,

$$\|H(\theta_2)\| \leq \|K'(\theta_2)\|^2 \|M(\theta_2)\| \leq 2e3 \|P(\theta_1)\|^7 \cdot 4\tau_{B(\theta_1)}^2 \|P(\theta_1)\|^2 = 8e3\tau_{B(\theta_1)}^2 \|P(\theta_1)\|^9$$

■

Appendix C. Least Squares Analysis

In this section, we provide a characterization of the least squares error for the procedure discussed in Section 2.1. The following result characterizes the weighted parameter identification error of the least squares.

Lemma 13 (Least Squares Identification Bound) *Let H be a positive definite matrix belonging to $\mathbb{R}^{d_\theta \times d_\theta}$. Suppose the dataset $\{(X_t^n, U_t^n, X_{t+1}^n)\}_{t=1, n=1}^{T, N}$ is collected from system (1) using random noise $U_t \sim \mathcal{N}(0, \Sigma_u)$. Let $\hat{\theta}$ be the least squares estimate (5), and $\hat{\text{FI}}$ be the Fisher Information estimate (7). Let $\delta \in (0, 1)$. It holds that with probability at least $1 - \delta$ that*

$$\left\| \hat{\theta} - \theta^* \right\|_H^2 \leq 4 \frac{\text{tr}(H\text{FI}(\theta^*)^{-1})}{N} + 8 \frac{\|H\text{FI}(\theta^*)^{-1}\|}{N} \log \frac{2}{\delta}, \quad (13)$$

and $0.5\text{FI}(\theta^*) \preceq \hat{\text{FI}} \preceq 2\text{FI}(\theta^*)$ as long as the number of experiments satisfies $N \geq N_{\text{ID}}$, for N_{ID} in (9).

The result follows standard arguments applying concentration inequalities to linear systems [Ziemann et al. \(2023\)](#); [Tu et al. \(2024\)](#). The specific form with the weighting matrix H is an instantiation of Theorem 3.1 in [Lee et al. \(2024\)](#). For completeness, a proof is provided below.

To prove Lemma 13, we first state two supporting lemmas. The first is a standard result on covariance concentration from [Jedra and Proutiere \(2020\)](#). We define the matrix Γ_x as

$$\Gamma_x = \begin{bmatrix} 0 & & & & & \\ & [I & B] & & & \\ & A [I & B] & & [I & B] & \\ & \vdots & & & & \\ & A^{T-1} [I & B] & \dots & [I & B] & \end{bmatrix}$$

such that for any experiment n ,

$$\begin{bmatrix} X_1^n \\ \vdots \\ X_T^n \end{bmatrix} = \Gamma_x \begin{bmatrix} W_1^n \\ U_1^n \\ \vdots \\ W_{T-1}^n \\ U_{T-1}^n \end{bmatrix}.$$

Lemma 14 (Covariance Concentration) *Consider collecting N trajectories of length T from (1). Let $\beta \in \left(0, \frac{1}{4} \lambda_{\min} \left(\mathbf{E} \sum_{t=1}^T \begin{bmatrix} X_t \\ U_t \end{bmatrix} \begin{bmatrix} X_t \\ U_t \end{bmatrix}^\top \right) \right)$. Define the event*

$$\mathcal{E} \triangleq \left\| \frac{1}{N} \sum_{n=1}^N \sum_{t=1}^T \begin{bmatrix} X_t^n \\ U_t^n \end{bmatrix} \begin{bmatrix} X_t^n \\ U_t^n \end{bmatrix}^\top - \mathbf{E} \sum_{t=1}^T \begin{bmatrix} X_t \\ U_t \end{bmatrix} \begin{bmatrix} X_t \\ U_t \end{bmatrix}^\top \right\| \leq \beta. \quad (14)$$

There exists a universal positive constant c such that if

$$N \geq c \frac{\|\Gamma_x\|^2 \|\Sigma_u\| \|\Sigma_w\| \left\| \mathbf{E} \sum_{t=1}^T \begin{bmatrix} X_t \\ U_t \end{bmatrix} \begin{bmatrix} X_t \\ U_t \end{bmatrix}^\top \right\|^2}{\lambda_{\min} \left(\mathbf{E} \sum_{t=1}^T \begin{bmatrix} X_t \\ U_t \end{bmatrix} \begin{bmatrix} X_t \\ U_t \end{bmatrix}^\top \right) \beta^2} \left(\log \frac{1}{\delta} + d_X + d_U \right),$$

then \mathcal{E} holds with probability at least $1 - \delta$.

Proof Let $\eta \sim \mathcal{N}(0, I_{d \times d_0 T})$ and Γ be the matrix mapping from

$$\begin{bmatrix} W_1^n \\ U_1^n \\ \vdots \\ W_{T-1}^n \\ U_{T-1}^n \end{bmatrix} \text{ to } \begin{bmatrix} X_1^n \\ U_1^n \\ X_2^n \\ U_2^n \\ \vdots \\ X_T^n \\ U_T^n \end{bmatrix}. \text{ Then } \begin{bmatrix} X_1^n \\ U_1^n \\ X_2^n \\ U_2^n \\ \vdots \\ X_T^n \\ U_T^n \end{bmatrix} \stackrel{d}{=} \tilde{\Gamma} \eta, \text{ where } \tilde{\Gamma} = \Gamma \left(I_T \otimes \begin{bmatrix} \Sigma_w^{1/2} & \\ & \Sigma_u^{1/2} \end{bmatrix} \right).$$

Let $M = \left(N \mathbf{E} \sum_{t=1}^T \begin{bmatrix} X_t \\ U_t \end{bmatrix} \begin{bmatrix} X_t \\ U_t \end{bmatrix}^\top \right)^{-1/2}$. It holds that

$$\begin{aligned} & \left\| M \sum_{n=1}^N \sum_{t=1}^T \begin{bmatrix} X_t^n \\ U_t^n \end{bmatrix} \begin{bmatrix} X_t^n \\ U_t^n \end{bmatrix}^\top M - I \right\| \\ &= \sup_{v \in \mathcal{S}^{d-1}} v^\top \left(M \sum_{n=1}^N \sum_{t=1}^T \begin{bmatrix} X_t^n \\ U_t^n \end{bmatrix} \begin{bmatrix} X_t^n \\ U_t^n \end{bmatrix}^\top M - I \right) v \\ &= \sup_{v \in \mathcal{S}^{d-1}} v^\top \left(M \sum_{n=1}^N \sum_{t=1}^T \begin{bmatrix} X_t^n \\ U_t^n \end{bmatrix} \begin{bmatrix} X_t^n \\ U_t^n \end{bmatrix}^\top M - \mathbf{E} \left[\left(M \sum_{n=1}^N \sum_{t=1}^T \begin{bmatrix} X_t^n \\ U_t^n \end{bmatrix} \begin{bmatrix} X_t^n \\ U_t^n \end{bmatrix}^\top \right) M \right] \right) v \\ &= \sup_{v \in \mathcal{S}^{d-1}} \left\| \sigma_{Mv}^\top \tilde{\Gamma} \eta \right\|^2 - \mathbf{E} \left\| \sigma_{Mv}^\top \tilde{\Gamma} \eta \right\|^2, \end{aligned}$$

where $\sigma_{Mv} \triangleq I_{NT} \otimes (Mv)$. By the Hanson-Wright inequality applied to Gaussian quadratic forms (presented for subGaussian forms in Theorem 6.3.2 of (Vershynin, 2020), and specialized to Gaussians by Laurent and Massart (2000)) along with a covering argument, it holds that with probability at least $1 - \delta$,

$$\sup_{v \in \mathcal{S}^{d-1}} \left\| \sigma_{Mv}^\top \tilde{\Gamma} \eta \right\|^2 - \mathbf{E} \left\| \sigma_{Mv}^\top \tilde{\Gamma} \eta \right\|^2 \leq \frac{\beta}{\left\| \mathbf{E} \sum_{t=1}^T \begin{bmatrix} X_t \\ U_t \end{bmatrix} \begin{bmatrix} X_t \\ U_t \end{bmatrix}^\top \right\|}$$

with probability at least $1 - \exp \left(-c_1 N \beta^2 \frac{\lambda_{\min} \left(\mathbf{E} \sum_{t=1}^T \begin{bmatrix} X_t \\ U_t \end{bmatrix} \begin{bmatrix} X_t \\ U_t \end{bmatrix}^\top \right)}{\|\tilde{\Gamma}\|^2 \left\| \mathbf{E} \sum_{t=1}^T \begin{bmatrix} X_t \\ U_t \end{bmatrix} \begin{bmatrix} X_t \\ U_t \end{bmatrix}^\top \right\|^2} + c_2 d \right)$. Inverting this and

applying submultiplicativity to bound $\|\tilde{\Gamma}\|$ concludes the statement. ■

The second is a self-normalized martingale bound, adapted in Lemma A.8 of Lee et al. (2024) from the standard self-normalized martingale bound in Theorem 14.7 of Peña et al. (2009). The specific form that we use is from Lemma A.8 of Lee et al. (2024).

Lemma 15 (Lemma A.8 of Lee et al. (2024)) Let $\{W_k\}_{k=1}^K$ be a sequence of standard normal Gaussian random variables. Let $\{Z_k\}_{k=1}^K$ be a sequence of Gaussian random vectors assuming values in \mathbb{R}^{d_θ} such that Z_k is independent from W_τ for $\tau \geq k$. Let $\Sigma_Z \triangleq \mathbf{E} \frac{1}{K} \sum_{k=1}^K Z_k Z_k^\top$. Suppose $H \in \mathbb{R}^{d_\theta \times d_\theta}$ is positive definite and $\beta \in \mathbb{R}$ satisfies

$$0 < \beta \leq \frac{\lambda_{\min}(\Sigma_Z)}{2}.$$

As long as the event $\left\| \frac{1}{K} \sum_{k=1}^K Z_k Z_k^\top - \frac{1}{K} \mathbf{E} \sum_{k=1}^K Z_k Z_k^\top \right\| \leq \beta$, then the following holds with probability at least $1 - \delta$,

$$\left\| \left(\sum_{k=1}^K Z_k Z_k^\top \right)^{-1} \sum_{k=1}^K Z_k W_k \right\|_H^2 \leq 2 \left(1 + \frac{4\beta}{\lambda_{\min}(\Sigma_Z)} \right) \left(\text{tr}((K\Sigma_Z)^{-1}H) + 2 \|(K\Sigma_Z)^{-1}H\| \log \frac{1}{\delta} \right).$$

Leveraging the above two results, we can prove Lemma 13. We write the least squares identification error as

$$[A(\hat{\theta}) \quad B(\hat{\theta})] - [A(\theta^*) \quad B(\theta^*)] = \sum_{t=1, n=1}^{T, N} W_t^n \begin{bmatrix} X_t^n \\ U_t^n \end{bmatrix}^\top \left(\sum_{t=1, n=1}^{T, N} \begin{bmatrix} X_t^n \\ U_t^n \end{bmatrix} \begin{bmatrix} X_t^n \\ U_t^n \end{bmatrix}^\top \right).$$

The noise covariance of W_t^n can be pulled out such that for $\xi_{t,n} = \Sigma_w^{-1/2} W_t^n$,

$$[A(\hat{\theta}) \quad B(\hat{\theta})] - [A(\theta^*) \quad B(\theta^*)] = \sum_{t=1, n=1}^{T, N} \Sigma_w^{1/2} \xi_{t,n} \begin{bmatrix} X_t^n \\ U_t^n \end{bmatrix}^\top \left(\sum_{t=1, n=1}^{T, N} \begin{bmatrix} X_t^n \\ U_t^n \end{bmatrix} \begin{bmatrix} X_t^n \\ U_t^n \end{bmatrix}^\top \right).$$

Applying the vectorization identity $\text{vec}(XYZ) = (Z^\top \otimes X) \text{vec} Y$, we find that

$$\begin{aligned} & \text{vec}([A(\hat{\theta}) \quad B(\hat{\theta})] - [A(\theta^*) \quad B(\theta^*)]) \\ &= \left(\sum_{t=1, n=1}^{T, N} \left(\begin{bmatrix} X_t^n \\ U_t^n \end{bmatrix} \otimes \Sigma_w^{-1/2} \right) \left(\begin{bmatrix} X_t^n \\ U_t^n \end{bmatrix}^\top \otimes \Sigma_w^{-1/2} \right) \right)^{-1} \sum_{t=1, n=1}^{T, N} \left(\begin{bmatrix} X_t^n \\ U_t^n \end{bmatrix} \otimes \Sigma_w^{-1/2} \right) \eta_t^n. \end{aligned}$$

This can be further decomposed by letting $Z_t^n[i]$ be the i^{th} column of $\begin{bmatrix} X_t^n \\ U_t^n \end{bmatrix} \otimes \Sigma_w^{-1/2}$, and $\eta_t^n[i]$ be the i^{th} entry of η_t^n . Then

$$\text{vec}([A(\hat{\theta}) \quad B(\hat{\theta})] - [A(\theta^*) \quad B(\theta^*)]) = \left(\sum_{t=1, n=1, i=1}^{T, N, d_x} Z_t^n[i] Z_t^n[i]^\top \right)^{-1} \sum_{t=1, n=1, i=1}^{T, N, d_x} Z_t^n[i] \eta_t^n[i].$$

Invoking Lemma 14, the event

$$\mathcal{E} = \left\{ \left\| \frac{1}{N} \sum_{t=1, n=1, i=1}^{T, N, d_x} Z_t^n[i] Z_t^n[i]^\top - \Sigma_Z \right\| \leq \frac{1}{4} \lambda_{\min}(\Sigma_Z) \right\},$$

with $\Sigma_Z = \mathbf{E} \sum_{t=1, i=1}^{T, d_X} Z_t[i] Z_t[i]^\top$ holds with probability at least $1 - \delta/2$ as long as

$$N \geq c \frac{\|\Gamma_x\|^2 \|\Sigma_u\| \|\Sigma_w\|^3 \left\| \mathbf{E} \sum_{t=1}^T \begin{bmatrix} X_t \\ U_t \end{bmatrix} \begin{bmatrix} X_t \\ U_t \end{bmatrix}^\top \right\|^2}{\lambda_{\min} \left(\mathbf{E} \sum_{t=1}^T \begin{bmatrix} X_t \\ U_t \end{bmatrix} \begin{bmatrix} X_t \\ U_t \end{bmatrix}^\top \right)^3 \lambda_{\min}(\Sigma_w)^2} \left(\log \frac{1}{\delta} + d_X + d_U \right),$$

for a universal positive constant c . Under this event, Lemma 15 implies that with probability at least $1 - \delta/2$,

$$\|\text{vec}([A(\hat{\theta}) \ B(\hat{\theta})] - [A(\theta^*) \ B(\theta^*)])\|_H^2 \leq 4 \left(\text{tr}((N\Sigma_Z)^{-1}H) + 2 \|(N\Sigma_Z)^{-1}H\| \log \frac{2}{\delta} \right).$$

To conclude the proof, note that $\Sigma_Z = \text{FI}(\theta^*)$, and union bound over the success events. Additionally, note that $\left\| \mathbf{E} \sum_{t=1}^T \begin{bmatrix} X_t \\ U_t \end{bmatrix} \begin{bmatrix} X_t \\ U_t \end{bmatrix}^\top \right\|$ and $\|\Gamma_x\|$ may be bounded in terms of $\mathcal{J}(\theta^*) = \sum_{t=0}^{T-1} \|A(\theta^*)^t [I \ B(\theta^*)]\|$, $\|\Sigma_w\|$ and $\|\Sigma_u\|$ (Jedra and Proutiere, 2020).

Appendix D. Fundamental Limits

While good algorithm design can decrease the suboptimality gap of the learned controller, there are fundamental limits on the achievable performance. These limits are characterized by the signal-to-noise ratio of the experiment procedure, as well as the sensitivity of the LQR problem to error in the parameter estimates. To capture the signal-to-noise ratio for the experimental procedure, we define the Fisher Information matrix:

$$\text{FI}(\theta) \triangleq \mathbf{E}_\theta \left[\sum_{t=1}^T \begin{bmatrix} X_t \\ U_t \end{bmatrix} \begin{bmatrix} X_t \\ U_t \end{bmatrix}^\top \right] \otimes \Sigma_W^{-1}. \quad (15)$$

To characterize the sensitivity of the LQR problem, we define the matrix $H(\theta)$ as

$$H(\theta) \triangleq D_\theta \text{vec} K(\theta)^\top (\Sigma_X(\theta) \otimes (B(\theta)^\top P(\theta)B(\theta) + R)) D_\theta \text{vec} K(\theta). \quad (16)$$

One can verify that this matrix is the Hessian of the cost $C(K(\tilde{\theta}), \theta)$ with respect to $\tilde{\theta}$, and evaluated at $\tilde{\theta} = \theta$ (Wagenmaker et al., 2021). The below theorem presents a lower bound on the ε -local minimax excess cost gap in terms of these quantities.

Theorem 4 *Let $\rho(\theta', T, N)$ denote the distribution of the experiment data induced by running the aforementioned experiment procedure on the system $X_{t+1} = A(\theta')X_t + B(\theta')U_t + W_t$ for N episodes of length T . Assume that $\rho(A(\theta^*)) < 1$. Consider applying any learning algorithm \mathcal{A} that maps a dataset (4) to a controller K . Let $\varepsilon \in \mathbb{R}$ satisfy $0 \leq \varepsilon \leq \varepsilon_{UB}$, where $\varepsilon_{UB} = \frac{1}{\text{poly}(\|P(\theta^*)\|, \tau_{B(\theta^*)}, \|\text{FI}(\theta^*)\|, \frac{1}{\lambda_{\min}(\text{FI}(\theta^*))})}$. Additionally suppose that $N \geq N_{LB}$ where $N_{LB} = \frac{1}{\varepsilon^2} \frac{1}{\lambda_{\min}(\text{FI}(\theta^*))} \text{poly}(d_\theta, \|P(\theta)\|)$. It holds that*

$$\sup_{\theta' \in \mathcal{B}(\theta^*, \varepsilon)} \mathbf{E}_{\text{Data} \sim \rho(\theta', T, N)} [C(\mathcal{A}(\text{Data}), \theta') - C(K(\theta'), \theta')] \geq \frac{1}{8} \text{tr}(H(\theta^*)(N\text{FI}(\theta^*))^{-1}).$$

The above result follows from Theorem 2.2 of [Lee et al. \(2023\)](#); however, it is rewritten to demonstrate tight dependence on the system-theoretic quantities. A proof of this result is provided in below.

Proof

Denote the data by Z . Let λ be a prior density over θ satisfying $\lambda(\theta) \propto (1 - \frac{1}{\varepsilon^2} \|\theta - \theta^*\|^2)^2$ for $\theta \in \mathcal{B}(\theta^*, \varepsilon)$. We may lower bound the minimax quantity by an expectation over the prior:

$$\sup_{\theta' \in \mathcal{B}(\theta^*, \varepsilon)} \mathbf{E}_{Z \sim p(\theta', T, N)} [C(\mathcal{A}(Z), \theta') - C(K(\theta'), \theta')] \geq \mathbf{E}_{\Theta \sim \lambda} \mathbf{E}_{Z \sim p(\Theta, T, N)} [C(\mathcal{A}(Z), \Theta) - C(K(\Theta), \Theta)].$$

Next, we will apply the performance difference lemma to lower bound the expected excess cost in terms of the gap between the controller output by our algorithm and the optimal controller. To do so, we condition on the event that our algorithm outputs a controller close enough to the certainty equivalent controllers within the ball. In particular, we define

$$\mathcal{E} = \left\{ \sup_{\theta \in \mathcal{B}(\theta^*, \varepsilon)} \|\mathcal{A}(Z) - K(\theta)\| \leq \alpha \right\}, \text{ where } \alpha = \inf_{\theta \in \mathcal{B}(\theta^*, \varepsilon)} \frac{1}{12 \|\Sigma^K(\theta)\|^{5/2}}.$$

Additionally define $\tilde{\Psi}$ and $\tilde{\Sigma}$ as the largest matrices in semidefinite order such that $\tilde{\Sigma} \preceq \Sigma^{K(\theta)}(\theta)$ and $\tilde{\Psi} \preceq \Psi(\theta)$ for all $\theta \in \mathcal{B}(\theta^*, \varepsilon)$. This allows us to apply Lemma 2 to achieve the following lower bound:

$$\begin{aligned} & \sup_{\theta' \in \mathcal{B}(\theta^*, \varepsilon)} \mathbf{E}_{Z \sim p(\theta', T, N)} [C(\mathcal{A}(Z), \theta') - C(K(\theta'), \theta')] \\ & \geq \mathbf{E}_{\Theta \sim \lambda} \mathbf{E}_{Z \sim p(\Theta, T, N)} \left[\text{tr} \left((\mathcal{A}(Z) - K(\Theta)) \Sigma^{\mathcal{A}(Z)}(\Theta) (\mathcal{A}(Z) - K(\Theta))^\top \Psi(\Theta) \right) \mathbf{1}_{\mathcal{E}} \right], \\ & \geq \frac{1}{2} \mathbf{E}_{\Theta \sim \lambda} \mathbf{E}_{Z \sim p(\Theta, T, N)} \left[\text{tr} \left((\mathcal{A}(Z) - K(\Theta)) \tilde{\Sigma} (\mathcal{A}(Z) - K(\Theta))^\top \tilde{\Psi} \right) \mathbf{1}_{\mathcal{E}} \right], \end{aligned}$$

where the final inequality follows from the fact that if \mathcal{E} holds, then Lemma 3 ensures $\Sigma^{\mathcal{A}(\text{Data})}(\Theta) \succeq \frac{1}{2} \Sigma^{K(\Theta)}(\Theta)$, (Lemma 4) and by substituting the lower bounds $\tilde{\Sigma} \preceq \Sigma^{K(\Theta)}(\Theta)$, $\tilde{\Psi} \preceq \Psi(\Theta)$.

By application of the Van Trees inequality, as in Theorem 2.1 of [Lee et al. \(2023\)](#), it holds that

$$\begin{aligned} & \sup_{\theta' \in \mathcal{B}(\theta^*, \varepsilon)} \mathbf{E}_{Z \sim p(\theta', T, N)} [C(\mathcal{A}(Z), \theta') - C(K(\theta'), \theta')] \\ & \geq \frac{1}{2} \text{tr} \left(\left(\tilde{\Sigma} \otimes \tilde{\Psi} \right) \mathbf{E} [D_\theta \text{vec } K(\Theta) \mathbf{1}_{\mathcal{E}}] (N \mathbf{E} [\text{FI}(\Theta)] + J(\lambda))^{-1} \mathbf{E} [D_\theta \text{vec } K(\Theta) \mathbf{1}_{\mathcal{E}}] \right) \\ & \geq \frac{1}{2} \inf_{\tilde{\theta}_1, \tilde{\theta}_2, \tilde{\theta}_3 \in \mathcal{B}(\theta^*, \varepsilon)} \text{tr} \left(\left(\tilde{\Sigma} \otimes \tilde{\Psi} \right) D_\theta \text{vec } K(\tilde{\theta}_1) \left(N \text{FI}(\tilde{\theta}_3) + J(\lambda) \right)^{-1} D_\theta \text{vec } K(\tilde{\theta}_2) \right) \mathbf{P}(\mathcal{E})^2, \end{aligned}$$

where $J(\lambda) = \int \nabla \log \lambda(\theta) (\nabla \log \lambda(\theta))^\top \lambda(\theta) d\theta$ satisfies $\|J(\lambda)\| \leq \frac{1}{\varepsilon^2} \frac{32}{d_\theta + 2} \frac{\Gamma((d_\theta + 5)/2)}{\Gamma(d_\theta/2)^2}$ (by the triangle inequality and direct calculation). Furthermore, first order Taylor expansions of $\Sigma^{K(\theta)}(\theta) \otimes \Psi(\theta)$, $D_\theta \text{vec } K(\theta)$, and $\text{FI}(\theta)$ about θ^* , combined with the bounds of Lemma 9, Lemma 12, and Lemma 3 we can express the above quantity as

$$\frac{1}{2} \text{tr} \left((H(\theta^*) + M_1) (D_\theta \text{vec } K(\theta^*) + M_2) (N \text{FI}(\theta^*) + M_3 + J(\lambda))^{-1} (D_\theta \text{vec } K(\theta^*) + M_4) \right) \mathbf{P}(\mathcal{E})^2, \quad (17)$$

where $\|M_1\| \leq 1e7\tau_{B(\theta^*)}^2 \|P(\theta^*)\|^{15} \varepsilon$, $\|M_2\| \leq 2000 \|P(\theta^*)\|^{15/2} \varepsilon$, $\|M_3\| \leq 2N \|F\mathbf{I}(\theta^*)\| \varepsilon$ and $\|M_4\| \leq 2000 \|P(\theta^*)\|^{15/2} \varepsilon$.

We will show that the above quantity is at least

$$\frac{1}{8} \text{tr}((H(\theta^*))(D_\theta \text{vec } K(\theta^*))(N\mathbf{F}\mathbf{I}(\theta^*))^{-1}(D_\theta \text{vec } K(\theta^*))).$$

To do so, assume to the contrary that the inequality does not hold. Under this assumption, we will show that $\mathbf{P}(\mathcal{E}) \geq \frac{1}{\sqrt{2}}$. This follows by observing that $\sup_{\theta \in B(\theta^*, \varepsilon)} \|\mathcal{A}(Z) - K(\theta)\| \leq \inf_{\theta \in B(\theta^*, \varepsilon)} \|\mathcal{A}(Z) - K(\theta)\| + \sup_{\theta_1, \theta_2 \in B(\theta^*, \varepsilon)} \|K(\theta_1) - K(\theta_2)\| \leq \inf_{\theta \in B(\theta^*, \varepsilon)} \|\mathcal{A}(Z) - K(\theta)\| + 64 \|P(\theta^*)\|^{7/2} \varepsilon$. By a sufficiently small choice of ε , we may show the desired condition holds if $\inf_{\theta \in B(\theta^*, \varepsilon)} \|\mathcal{A}(Z) - K(\theta)\| \leq \alpha/2$ with high probability. In particular, we may bound $\inf_{\theta \in B(\theta^*, \varepsilon)} \|\mathcal{A}(Z) - K(\theta)\| \leq \sqrt{\|\mathcal{A}(Z) - K(\Theta)\|^2} \leq \sqrt{\text{tr}((\mathcal{A}(Z) - K(\Theta))\Sigma^{\mathcal{A}(Z)}(\Theta)(\mathcal{A}(Z) - K(\Theta))^\top \Psi(\Theta))}$. This quantity is precisely the excess cost of the algorithm applied to dataset Z on system Θ . Markov's inequality then implies that this quantity exceeds $\alpha^2/4$ with probability at most $\frac{4\mathbf{E}[C(\mathcal{A}(Z), \Theta) - C(K(\Theta), \Theta)]}{\alpha^2}$. Under our assumption, this probability can be bounded as

$$P(\mathcal{E}^c) \leq \frac{1}{2\alpha^2} \text{tr}((H(\theta^*))(D_\theta \text{vec } K(\theta^*))(N\mathbf{F}\mathbf{I}(\theta^*))^{-1}(D_\theta \text{vec } K(\theta^*))).$$

For N sufficiently large, as given in the statement, this implies that $P(\mathcal{E}) \geq \frac{1}{\sqrt{2}}$. Then, by a sufficiently small choice of ε as given in the theorem statement, (17) implies that the minimax excess cost exceeds $\frac{1}{8} \text{tr}((H(\theta^*))(D_\theta \text{vec } K(\theta^*))(N\mathbf{F}\mathbf{I}(\theta^*))^{-1}(D_\theta \text{vec } K(\theta^*)))$, contradicting the assumption that the excess cost falls below this quantity. \blacksquare

Appendix E. Certainty Equivalence Upper Bound

Prior work (Wagenmaker et al., 2021) has demonstrated that certainty equivalence is efficient by providing upper bounds on the excess cost that match the lower bound of Theorem 4. In particular, the following bound holds.

Theorem 5 *Suppose the dataset $\{(X_t^n, U_t^n, X_{t+1}^n)\}_{t=1, n=1}^{T, N}$ is collected from N trajectories of the system (1) via a random control input $U_t \sim \mathcal{N}(0, \Sigma_u)$. Let $\hat{\theta}$ be the least square estimate computed by (5). Let also $\delta \in (0, 1)$. Then it holds with probability at least $1 - \delta$ that*

$$\begin{aligned} & C(K_{CE}(\hat{\theta}), \theta^*) - C(K(\theta^*), \theta^*) \\ & \leq 4 \frac{\text{tr}(H(\theta^*)\mathbf{F}\mathbf{I}(\theta^*)^{-1})}{N} + 8 \frac{\|H(\theta^*)\mathbf{F}\mathbf{I}(\theta^*)^{-1}\|}{N} \log \frac{2}{\delta} + L_{CE}(\theta^*) \frac{\|\mathbf{F}\mathbf{I}(\theta^*)^{-1}\|^{3/2}}{N^{3/2}}, \end{aligned} \quad (18)$$

where $L_{CE}(\theta^*) = 2e7\tau_{B(\theta^*)}^3 \|P(\theta^*)\|^{14} (d_\theta + \log \frac{2}{\delta})^{3/2}$, as long as the number of trajectories N satisfies $N \geq \max\{N_{\text{ID}}, 6e5(d_\theta + \log \frac{2}{\delta}) \|\mathbf{F}\mathbf{I}(\theta^*)^{-1}\| \|P(\theta^*)\|^{10}\}$.

The above result is sharpened from Theorem 2.1 of [Wagenmaker et al. \(2021\)](#) to avoid a logarithmic factor of the state dimension. A proof is provided in Appendix E.1. By inverting the above high probability tail bound, one can show that for N sufficiently large, the following inequality holds:

$$\mathbf{E}_{\text{data}} \left[C(K_{\text{CE}}(\hat{\theta}), \theta^*) - C(K(\theta^*), \theta^*) \right] \leq c \text{tr}(H(\theta^*) \text{FI}(\theta^*)^{-1}),$$

where c is a universal positive constant. This matches the lower bound of Theorem 4 up to a universal constant.

We first present a helping lemma that bounds the suboptimality gap in terms of a quadratic function of the parameter estimation error.

Lemma 16 *Suppose $\hat{\theta}$ is some parameter satisfying $\|\hat{\theta} - \theta^*\| \leq \frac{1}{256} \|P(\theta^*)\|^{-5}$. Then the excess cost of $K_{\text{CE}}(\hat{\theta})$ would be*

$$C(K_{\text{CE}}(\hat{\theta}), \theta^*) - C(K(\theta^*), \theta^*) \leq \|\hat{\theta} - \theta^*\|_{H(\theta^*)}^2 + L_{\text{RC}}(\theta^*) \|\hat{\theta} - \theta^*\|^3,$$

where

$$L_{\text{RC}}(\theta^*) = 6e5\tau_{B(\theta^*)}^3 \|P(\theta^*)\|^{14}$$

Proof When $\|\hat{\theta} - \theta^*\| \leq \frac{1}{16} \|P(\theta^*)\|^{-2} \leq \frac{1}{256} \|P(\theta^*)\|^{-5}$, from Lemma 5, Lemma 7, Lemma 10 and Lemma 11, we have

$$\begin{aligned} & C(K(\hat{\theta}), \theta^*) - C(K(\theta^*), \theta^*) \\ & \leq \|\hat{\theta} - \theta^*\|_{H(\theta^*)}^2 + 2 \|P(\theta^*)\|^2 \|\Sigma_X^{K(\hat{\theta})}(\theta^*)\| \tau_{B(\theta^*)}^3 \|K(\hat{\theta}) - K(\theta^*)\|^3 (\|B(\theta^*)(K(\hat{\theta}) - K(\theta^*))\| + 2 \|P(\theta^*)\|^{1/2}) \\ & \quad + 2e5\tau_{B(\theta^*)}^2 \|P(\theta^*)\|^{13} \|\hat{\theta} - \theta^*\|^3 + 8e6\tau_{B(\theta^*)}^2 \|P(\theta^*)\|^{17} \|\hat{\theta} - \theta^*\|^4 \quad (\text{Lemma 10 and Lemma 11}) \\ & \leq \|\hat{\theta} - \theta^*\|_{H(\theta^*)}^2 + 2^{17} \|P(\theta^*)\|^3 \tau_{B(\theta^*)}^3 \|P(\theta^*)\|^{21/2} \|\hat{\theta} - \theta^*\|^3 (32 \|P(\theta^*)\|^{7/2} \|\hat{\theta} - \theta^*\| + 2 \|P(\theta^*)\|^{1/2}) \\ & \quad + 2e5\tau_{B(\theta^*)}^2 \|P(\theta^*)\|^{13} \|\hat{\theta} - \theta^*\|^3 + 8e6\tau_{B(\theta^*)}^2 \|P(\theta^*)\|^{17} \|\hat{\theta} - \theta^*\|^4 \quad (\text{Lemma 7 and Lemma 5}) \\ & \leq \|\hat{\theta} - \theta^*\|_{H(\theta^*)}^2 + \left(2^{18} \tau_{B(\theta^*)}^3 + 2e5\tau_{B(\theta^*)}^2\right) \|P(\theta^*)\|^{14} \|\hat{\theta} - \theta^*\|^3 \\ & \quad + \left(2^{22} \tau_{B(\theta^*)}^3 + 8e6\tau_{B(\theta^*)}^2\right) \|P(\theta^*)\|^{17} \|\hat{\theta} - \theta^*\|^4 \\ & \leq \|\hat{\theta} - \theta^*\|_{H(\theta^*)}^2 + 6e5\tau_{B(\theta^*)}^3 \|P(\theta^*)\|^{14} \|\hat{\theta} - \theta^*\|^3, \end{aligned}$$

where the final inequality follows from the fact that $\|\hat{\theta} - \theta^*\| \leq \frac{1}{256} \|P(\theta^*)\|^{-5}$. ■

E.1. Proof of Theorem 5

Proof From Lemma 16 and Lemma 13, we get (18) where we used $\text{tr}(\text{FI}(\theta^*)^{-1}) \leq \|\text{FI}(\theta^*)^{-1}\| d_\theta$. Furthermore, from the closeness condition in Lemma 16, i.e. $\|\hat{\theta} - \theta^*\| \leq \frac{1}{256} \|P(\theta^*)\|^{-5}$, N needs to satisfy the following condition:

$$\begin{aligned} \|\hat{\theta} - \theta^*\|^2 & \leq \frac{8(d_\theta + \log \frac{2}{\delta}) \|\text{FI}(\theta^*)^{-1}\|}{N} \leq \frac{1}{256^2} \|P(\theta^*)\|^{-10} \\ \iff N & \geq 6e5(d_\theta + \log \frac{2}{\delta}) \|\text{FI}(\theta^*)^{-1}\| \|P(\theta^*)\|^{10}. \end{aligned}$$

■

Appendix F. Proof of Robust Control Upper Bound

Lemma 17 *Let G denote the ellipsoid:*

$$G \triangleq \{\theta : \theta = \hat{\theta} + \Gamma w, w \in \mathcal{B}(0, 1)\}.$$

Suppose G is R -robustly stabilizable, the diameter of G satisfies $\text{diam}(G) \leq \frac{1}{16} \inf_{\theta \in G} \|P(\theta)\|^{-2}$, and $\theta^ \in G$. Then the excess cost of $K_{RC}(G)$ would be*

$$C(K(G), \theta^*) - C(K(\theta^*), \theta^*) \leq \sup_{\theta_1, \theta_2 \in G} \left(\|\theta_1 - \theta_2\|_{H(\theta^*)} + L_{RC}(\theta^*) \|\theta_1 - \theta_2\|^3 \right),$$

where

$$L_{RC}(\theta^*) = 6e6M\tau_{B(\theta^*)}^3 \|P(\theta^*)\|^{17}.$$

Proof By the definition of the robust controller and Lemma 10,

$$\begin{aligned} & C(K(G), \theta^*) - C(K(\theta^*), \theta^*) \\ & \leq \sup_{\theta \in G} C(K(G), \theta) - C(K(\theta), \theta) = \inf_K \sup_{\theta \in G} C(K, \theta) - C(K(\theta), \theta) \\ & \leq \inf_K \sup_{\theta \in G} \text{tr}((K - K(\theta))\Sigma_X^{K(\theta)}(\theta)(K - K(\theta))^T \Psi(\theta)) \\ & \quad + 2 \|P(\theta)\|^2 \|\Sigma_X^K(\theta)\| \tau_{B(\theta)}^3 \|K - K(\theta)\|^3 (\|B(\theta)(K - K(\theta))\| + 2 \|P(\theta)\|^{1/2}) \\ & \triangleq \inf_K \sup_{\theta \in G} \text{UB}(K, \Sigma_\theta^K, \theta), \end{aligned}$$

where we defined $\text{UB}(K, \Sigma_\theta^K, \theta)$ as in the last equality. Now restricting our policy K to CE policies $K(\tilde{\theta})$ yields

$$\begin{aligned} C(K(G), \theta^*) - C(K(\theta^*), \theta^*) & \leq \inf_{\tilde{\theta} \in G} \sup_{\theta \in G} \text{UB}(K(\tilde{\theta}), \Sigma^{K(\tilde{\theta})}(\theta), \theta) \\ & \leq \inf_{\tilde{\theta}_1 \in G} \sup_{\tilde{\theta}_2, \theta \in G} \text{UB}(K(\tilde{\theta}_2), \Sigma^{K(\tilde{\theta}_1)}(\theta), \theta), \end{aligned}$$

where we took infimum only over $K(\tilde{\theta}_1)$ in the last inequality. Then since $\text{diam}(G) \leq \frac{1}{16} \inf_{\theta \in G} \|P(\theta)\|^{-2}$, $\|\tilde{\theta}_2 - \theta\| \leq \frac{1}{16} \|P(\theta)\|^{-2}$ for any $\tilde{\theta}_2, \theta \in G$. Thus we can apply Lemma 11 and the first term of $\text{UB}(K(\tilde{\theta}_2), \Sigma^{K(\tilde{\theta}_1)}(\theta), \theta)$ results in

$$\begin{aligned} & \sup_{\tilde{\theta}_2, \theta \in G} \text{tr}((K(\tilde{\theta}_2) - K(\theta))\Sigma_X^{K(\tilde{\theta}_1)}(\theta)(K(\tilde{\theta}_2) - K(\theta))^T \Psi(\theta)) \\ & \leq \sup_{\tilde{\theta}_2, \theta \in G} \left\| \tilde{\theta}_2 - \theta \right\|_{H(\theta)}^2 + 2e5\tau_{B(\theta)}^2 \|P(\theta)\|^{13} \left\| \tilde{\theta}_2 - \theta \right\|^3 + 8e6\tau_{B(\theta)}^2 \|P(\theta)\|^{17} \left\| \tilde{\theta}_2 - \theta \right\|^4. \end{aligned}$$

From Lemma 12,

$$\begin{aligned} \sup_{\tilde{\theta}_2, \theta \in G} \left\| \tilde{\theta}_2 - \theta \right\|_{H(\theta)}^2 &= \sup_{\tilde{\theta}_2, \theta \in G} \left(\tilde{\theta}_2 - \theta \right)^T H(\theta) \left(\tilde{\theta}_2 - \theta \right) \\ &\leq \sup_{\tilde{\theta}_2, \theta \in G} \left\| \tilde{\theta}_2 - \theta \right\|_{H(\theta^*)} + 5e6\tau_{B(\theta^*)}^2 \|P(\theta^*)\|^{17} \left\| \tilde{\theta}_2 - \theta \right\|^3. \end{aligned}$$

For the second term, from Lemma 5 and robust stabilizability of G , we get

$$\begin{aligned} \inf_{\tilde{\theta}_1 \in G} \sup_{\tilde{\theta}_2, \theta \in G} 2 \|P(\theta)\|^2 \left\| \Sigma_X^{K(\tilde{\theta}_1)}(\theta) \right\| \tau_{B(\theta)}^3 \left\| K(\tilde{\theta}_2) - K(\theta) \right\|^3 &\left(\left\| B(\theta)(K(\tilde{\theta}_2) - K(\theta)) \right\| + 2 \|P(\theta)\|^{1/2} \right) \\ &\leq \sup_{\tilde{\theta}_2, \theta \in G} 2 \cdot 32^3 M \tau_{B(\theta)}^3 \|P(\theta)\|^{21/2} \left\| \tilde{\theta}_2 - \theta \right\|^3 \left(32 \|P(\theta)\|^{7/2} \left\| \tilde{\theta}_2 - \theta \right\| + 2 \|P(\theta)\|^{1/2} \right) \\ &\leq 2^{17} M \tau_{B(\theta)}^3 \|P(\theta)\|^{11} \left\| \tilde{\theta}_2 - \theta \right\|^3 + 2^{21} M \tau_{B(\theta)}^3 \|P(\theta)\|^{14} \left\| \tilde{\theta}_2 - \theta \right\|^4. \end{aligned}$$

By applying $\left\| \tilde{\theta}_2 - \theta \right\| \leq \frac{1}{16} \|P(\theta)\|^{-2}$ and grouping the term, we get

$$C(K(G), \theta^*) - C(K(\theta^*), \theta^*) \leq \sup_{\tilde{\theta}_2, \theta \in G} \left\| \tilde{\theta}_2 - \theta \right\|_{H(\theta^*)} + 6e6M\tau_{B(\theta^*)}^3 \|P(\theta^*)\|^{17} \left\| \tilde{\theta}_2 - \theta \right\|^3.$$

■

F.1. Proof of Theorem 3

Proof From Lemma 13,

$$\begin{aligned} (\hat{\theta} - \theta^*)^\top \hat{\text{FI}} N (\hat{\theta} - \theta^*) &\leq 8 \text{tr} \left(\hat{\text{FI}} \times \text{FI}(\theta^*)^{-1} \right) + 8 \left\| \hat{\text{FI}} \times \text{FI}(\theta^*)^{-1} \right\| \log \frac{2}{\delta} \\ &\leq 16 \left(d_\theta + \log \frac{2}{\delta} \right), \end{aligned}$$

where we used $\hat{\text{FI}} \preceq 2\text{FI}(\theta^*)$. Thus $\theta^* \in G$ with probability at least $1 - \delta$. Also, from the robust stabilizability condition and the diameter condition in Lemma 17, i.e., $\text{diam}(G) \leq \frac{1}{16} \inf_{\theta \in G} \|P(\theta)\|^{-2}$, N must satisfy

$$\begin{aligned} \sup_{\theta_1, \theta_2 \in G} \left\| \theta_1 - \theta_2 \right\|^2 &\leq \frac{32(d_\theta + \log \frac{2}{\delta})}{N \lambda_{\min}(\hat{\text{FI}})} \leq \min \left\{ \frac{1}{256} \inf_{\theta \in G} \|P(\theta)\|^{-4}, r^2 \right\} \\ \iff N &\geq \max \left\{ \frac{2e4 \|P(\theta^*)\|^4 (d_\theta + \log \frac{2}{\delta})}{\lambda_{\min}(\text{FI}(\theta^*))}, \frac{64(d_\theta + \log \frac{2}{\delta})}{r^2 \lambda_{\min}(\text{FI}(\theta^*))} \right\}. \end{aligned}$$

where we applied $0.5\text{FI}(\theta^*) \preceq \hat{\text{FI}}(\theta^*)$ and Lemma 5 to get the last inequality. Furthermore, it follows from (8) that

$$\sup_{\theta_1, \theta_2 \in G} \left\| \theta_1 - \theta_2 \right\|_{H(\theta^*)} \leq \frac{64(d_\theta + \log \frac{2}{\delta}) \left\| H(\theta^*) \text{FI}(\theta^*)^{-1} \right\|}{N}.$$

which, combined with Lemma 17, result in the upper bound in Theorem 3. ■

Appendix G. Proof of Domain Randomization Upper Bound

We begin our proof with an intermediate results that characterizes the average excess cost incurred by the domain randomized controller relative to the optimal costs of all systems in the randomization domain.

Lemma 18 *Let G denote the ellipsoid:*

$$G \triangleq \{\theta : \theta = \hat{\theta} + \Gamma w, w \in \mathcal{B}(0, 1)\},$$

Suppose the diameter of G satisfies $\text{diam}(G) \leq \frac{1}{256} \inf_{\theta \in G} \|P(\theta)\|^{-5}$ and $\theta^ \in G$. Let \mathcal{D} be a distribution of system parameters over G . Then it holds that*

$$\mathbf{E}_{\theta \sim \mathcal{D}}[C(K_{\text{DR}}(\mathcal{D}), \theta) - C(K(\theta), \theta)] \leq \text{tr}(\mathbf{V}(\mathcal{D})H(\theta^*)) + L_{\text{DR},1}(\theta^*) \|\Gamma\|^3,$$

where

$$L_{\text{DR},1}(\theta^*) = 1.7e8\tau_{B(\theta^*)}^3 \|P(\theta^*)\|^{17}.$$

Proof By the definition of the domain randomized controller

$$\begin{aligned} \mathbf{E}_{\theta \sim \mathcal{D}}[C(K_{\text{DR}}(\mathcal{D}), \theta) - C(K(\theta), \theta)] &= \min_K \mathbf{E}_{\theta \sim \mathcal{D}}[C(K, \theta) - C(K(\theta), \theta)] \\ &= \min_K \mathbf{E}_{\theta \sim \mathcal{D}} \text{tr} \left((K - K(\theta)) \Sigma^K(\theta) (K - K(\theta))^\top \Psi(\theta) \right) \end{aligned}$$

where the second equality holds from Lemma 2. Then we can plug in the certainty equivalence controller defined by $K(\hat{\theta})$ to achieve an upper bound:

$$\mathbf{E}_{\theta \sim \mathcal{D}}[C(K_{\text{DR}}(\mathcal{D}), \theta) - C(K(\theta), \theta)] \leq \mathbf{E}_{\theta \sim \mathcal{D}} \text{tr} \left((K(\hat{\theta}) - K(\theta)) \Sigma^{K(\hat{\theta})}(\theta) (K(\hat{\theta}) - K(\theta))^\top \Psi(\theta) \right),$$

where we observe that due to the restricted diameter of G , Lemma 7 ensures $K(\hat{\theta})$ stabilizes all system instances in the support of the distribution. In particular, by substituting the bound of Lemma 16 into the above inequality, it holds that

$$\mathbf{E}_{\theta \sim \mathcal{D}}[C(K_{\text{DR}}(\mathcal{D}), \theta) - C(K(\theta), \theta)] \leq \mathbf{E}_{\theta \sim \mathcal{D}} \left[\|\hat{\theta} - \theta\|_{H(\theta)}^2 \right] + \mathbf{E}_{\theta \sim \mathcal{D}} \left[6e5\tau_{B(\theta)}^3 \|P(\theta)\|^{14} \|\hat{\theta} - \theta\|^3 \right]. \quad (19)$$

The second term may be bounded by leveraging the radius of the support for \mathcal{D} . In particular, it holds that for all $\theta \in G$, $\|\hat{\theta} - \theta\|^3 \leq \|\Gamma\|^3$. From Lemma 12, the first term can be bounded by

$$\|\hat{\theta} - \theta\|_{H(\theta)} \leq \|\hat{\theta} - \theta\|_{H(\theta^*)} + 5e6\tau_{B(\theta^*)}^2 \|P(\theta^*)\|^{17} \|\Gamma\|^3.$$

Consequently the expectation evaluates to the trace of the variance of the distribution \mathcal{D} , weighted by $H(\theta^*)$. Combining these bounds leads to the inequality in the statement. \blacksquare

We now leverage the statement about the the domain randomization objective to characterize several system theoretic quantities for the system θ^* under the the domain randomized controller.

Lemma 19 Let G denote the ellipsoid:

$$G \triangleq \{\theta : \theta = \hat{\theta} + \Gamma w, w \in \mathcal{B}(0, 1)\}.$$

Suppose the diameter of G satisfies $\text{diam}(G) \leq \frac{1}{256} \inf_{\theta \in G} \|P(\theta)\|^{-5}$ and $\theta^* \in G$. Let \mathcal{D} be a distribution of system parameters over G . Let

$$\text{DR Objective} \triangleq \mathbf{E}_{\theta \sim \mathcal{D}} \left[\text{tr} \left((K_{\text{DR}}(\mathcal{D}) - K(\theta)) \Sigma^{K_{\text{DR}}(\mathcal{D})}(\theta) (K_{\text{DR}}(\mathcal{D}) - K(\theta)) \Psi(\theta) \right) \right].$$

It holds that

- $\mathbf{E}_{\theta \sim \mathcal{D}} \|K_{\text{DR}}(\mathcal{D}) - K(\theta)\|^2 \leq \text{DR Objective}$
- $\|K_{\text{DR}}(\mathcal{D}) - K(\theta^*)\| \leq \text{DR Objective} + 32 \|P(\theta^*)\|^{7/2} \|\Gamma\|$
- $\|K_{\text{DR}}(\mathcal{D})\| \leq \text{DR Objective} + 2 \|P(\theta^*)\|^{1/2}$
- $\text{DR Objective} \leq 2.6e3\tau_{B(\theta^*)}^3 \|P(\theta^*)\|^4 \|\Gamma\|$
- $\|\Sigma^{K_{\text{DR}}(\mathcal{D})}(\theta)\| \leq 2 \|\Sigma^{K_{\text{DR}}(\mathcal{D})}(\theta^*)\|$ if $\text{diam}(G) \leq \frac{1}{8 \|\Sigma^{K_{\text{DR}}(\mathcal{D})}(\theta^*)\|^{3/2} (1 + \|K_{\text{DR}}\|)^2}$
- $\|\Sigma^{K_{\text{DR}}(\mathcal{D})}(\theta^*)\| \leq 2 \|\Sigma^{K(\theta^*)}(\theta^*)\|$ if $\text{diam}(G) \leq \frac{1}{6.4e4\tau_{B(\theta^*)}^8 \|P(\theta^*)\|^4 \|\Sigma^{K(\theta^*)}(\theta^*)\|^{3/2}}$.

Proof The first fact follows immediately from Lemma 2 along with the fact that $\Sigma^{K_{\text{DR}}(\mathcal{D})}(\theta) \succeq I$ and $\Psi(\theta) \succeq I$. The second fact is derived from the first fact and Lemma 5, which also yields the third fact using the diameter condition of G . DR Objective is bounded as

$$\begin{aligned} \text{DR Objective} &\leq \sup_{\theta \in G} \left\| \hat{\theta} - \theta \right\|_{H(\theta)}^2 + 1.6e8\tau_{B(\theta^*)}^3 \|P(\theta^*)\|^{14} \left\| \hat{\theta} - \theta \right\|^3 \\ &\leq \left(32\tau_{B(\theta^*)}^2 + 2.5e3\tau_{B(\theta^*)}^3 \right) \|P(\theta^*)\|^4 \|\Gamma\| \end{aligned}$$

from Lemma 12 and the diameter condition. It follows from Lemma 3 that

$$\begin{aligned} &\mathbf{E}_{\theta \sim \mathcal{D}} \left\| \Sigma^{K_{\text{DR}}(\mathcal{D})}(\theta^*) - \Sigma^{K_{\text{DR}}(\mathcal{D})}(\theta) \right\| \\ &\leq \sup_{\theta \in G} \left\| \Sigma^{K_{\text{DR}}(\mathcal{D})}(\theta^*) \right\|^{3/2} \left\| \Sigma^{K_{\text{DR}}(\mathcal{D})}(\theta) \right\| \|\theta - \theta^*\| (1 + \|K_{\text{DR}}(\theta)\|) (2 + \|\theta - \theta^*\| (1 + \|K_{\text{DR}}(\theta)\|)). \end{aligned}$$

Let $\zeta(\theta) = \|\theta - \theta^*\| (1 + \|K_{\text{DR}}(\theta)\|)$, then we get the fifth fact:

$$\begin{aligned} \left\| \Sigma^{K_{\text{DR}}(\mathcal{D})}(\theta) \right\| &\leq \sup_{\theta \in G} \left\| \Sigma^{K_{\text{DR}}(\mathcal{D})}(\theta^*) \right\| + \left\| \Sigma^{K_{\text{DR}}(\mathcal{D})}(\theta^*) \right\|^{3/2} \left\| \Sigma^{K_{\text{DR}}(\mathcal{D})}(\theta) \right\| \zeta(\theta) (2 + \zeta(\theta)) \\ \iff \left\| \Sigma^{K_{\text{DR}}(\mathcal{D})}(\theta) \right\| &\leq \sup_{\theta \in G} \frac{\left\| \Sigma^{K_{\text{DR}}(\mathcal{D})}(\theta^*) \right\|}{1 - \left\| \Sigma^{K_{\text{DR}}(\mathcal{D})}(\theta^*) \right\|^{3/2} \zeta(\theta) (2 + \zeta(\theta))} \leq 2 \left\| \Sigma^{K_{\text{DR}}(\mathcal{D})}(\theta^*) \right\|, \end{aligned}$$

where the last inequality holds as long as $\|\Gamma\| \leq \frac{1}{8 \|\Sigma^{K_{\text{DR}}(\mathcal{D})}(\theta^*)\|^{3/2} (1 + \|K_{\text{DR}}\|)^2}$.

Similarly, from Lemma 3, it holds that

$$\begin{aligned} & \left\| \Sigma^{K_{\text{DR}}(\mathcal{D})}(\theta^*) - \Sigma^{K(\theta^*)}(\theta^*) \right\| \\ & \leq \left\| \Sigma^{K(\theta^*)}(\theta^*) \right\|^{3/2} \left\| \Sigma^{K_{\text{DR}}(\mathcal{D})}(\theta^*) \right\| \|B(\theta^*)(K_{\text{DR}}(\mathcal{D}) - K(\theta^*))\| (2 + \|B(\theta^*)(K_{\text{DR}}(\mathcal{D}) - K(\theta^*))\|) \end{aligned}$$

Let $\eta = \|B(\theta^*)(K_{\text{DR}}(\mathcal{D}) - K(\theta^*))\|$, Then

$$\begin{aligned} \left\| \Sigma^{K_{\text{DR}}(\mathcal{D})}(\theta^*) \right\| & \leq \left\| \Sigma^{K(\theta^*)}(\theta^*) \right\| + \left\| \Sigma^{K(\theta^*)}(\theta^*) \right\|^{3/2} \left\| \Sigma^{K_{\text{DR}}(\mathcal{D})}(\theta^*) \right\| \eta(2 + \eta) \\ \iff \left\| \Sigma^{K_{\text{DR}}(\mathcal{D})}(\theta^*) \right\| & \leq \frac{\left\| \Sigma^{K(\theta^*)}(\theta^*) \right\|}{1 - \left\| \Sigma^{K(\theta^*)}(\theta^*) \right\|^{3/2} \eta(2 + \eta)} \leq 2 \left\| \Sigma^{K_{\text{DR}}(\mathcal{D})}(\theta^*) \right\| \end{aligned}$$

where the last inequality holds when

$$\eta(2 + \eta) \leq \frac{1}{2 \left\| \Sigma^{K(\theta^*)}(\theta^*) \right\|^{3/2}}$$

Now from the second and fourth fact, (19) and Lemma 12, η is bounded as

$$\begin{aligned} \eta & = \|B(\theta^*)(K_{\text{DR}}(\mathcal{D}) - K(\theta^*))\| \\ & \leq \sup_{\theta \in G} \tau_{B(\theta^*)} \left(\text{DR Objective} + 32 \|P(\theta^*)\|^{7/2} \|\theta - \theta^*\| \right) \\ & \leq 2.5e3\tau_{B(\theta^*)}^3 \|P(\theta^*)\|^4 \|\Gamma\| + 32\tau_{B(\theta^*)} \|P(\theta^*)\|^{7/2} \|\theta - \theta^*\| = 2.6e3\tau_{B(\theta^*)}^4 \|P(\theta^*)\|^4 \|\Gamma\| \\ \iff \eta^2 + 2\eta & \leq 3.2e4\tau_{B(\theta^*)}^8 \|P(\theta^*)\|^4 \|\Gamma\| \end{aligned}$$

where we applied $\text{diam}(G) \leq \frac{1}{256} \inf_{\theta \in G} \|P(\theta)\|^{-5}$ multiple times. Therefore the sixth inequality holds as long as

$$\|\Gamma\| \leq \frac{1}{6.4e4\tau_{B(\theta^*)}^8 \|P(\theta^*)\|^4 \left\| \Sigma^{K(\theta^*)}(\theta^*) \right\|^{3/2}}$$

■

Lemma 20 *Let G denote the ellipsoid:*

$$G \triangleq \{\theta : \theta = \hat{\theta} + \Gamma w, w \in \mathcal{B}(0, 1)\},$$

Suppose the diameter of G satisfies $\text{diam}(G) \leq \frac{1}{6.4e4} \inf_{\theta \in G} \|P(\theta)\|^{-5.5} \tau_{B(\theta^)}^{-8}$ and $\theta^* \in G$. Let \mathcal{D} be a distribution of system parameters over G . Then it holds that*

$$C(K_{\text{DR}}(\mathcal{D}), \theta^*) - C(K(\theta^*), \theta^*) \leq 2 \left\| \hat{\theta} - \theta^* \right\|_{H(\theta^*)}^2 + 4 \text{tr}(\mathbf{V}(\mathcal{D})H(\theta^*)) + L_{\text{DR}}(\theta^*) \|\Gamma\|^3$$

where

$$L_{\text{DR}}(\theta^*) = 5e8d_U \tau_{B(\theta^*)}^8 \|P(\theta^*)\|^{17}$$

Proof By the fact that $K_{\text{DR}}(\mathcal{D})$ stabilizes the system θ^* , we may write by Lemma 2

$$\begin{aligned}
C(K_{\text{DR}}(\mathcal{D}), \theta^*) - C(K(\theta^*), \theta^*) &= \text{tr}\left((K_{\text{DR}}(\mathcal{D}) - K(\theta^*))\Sigma^{K_{\text{DR}}(\mathcal{D})}(\theta^*)(K_{\text{DR}}(\mathcal{D}) - K(\theta^*))\Psi(\theta^*)\right) \\
&\leq 2\mathbf{E}_{\theta \sim \mathcal{D}} \left[\text{tr}\left((K_{\text{DR}}(\mathcal{D}) - K(\theta))\Sigma^{K_{\text{DR}}(\mathcal{D})}(\theta^*)(K_{\text{DR}}(\mathcal{D}) - K(\theta))\Psi(\theta^*)\right) \right] \\
&+ 2\mathbf{E}_{\theta \sim \mathcal{D}} \left[\text{tr}\left((K(\theta) - K(\theta^*))\Sigma^{K_{\text{DR}}(\mathcal{D})}(\theta^*)(K(\theta) - K(\theta^*))\Psi(\theta^*)\right) \right],
\end{aligned} \tag{20}$$

where the inequality follows from the Cauchy-Schwarz. Next, we massage the first term to have the form of the domain randomization objective, and the second term to have the form of the certainty equivalence objective. To this end, first note that by Lemma 12 and $\Psi(\theta) \succeq I$, we get

$$\Psi(\theta^*) \preceq \Psi(\theta) \left(1 + 15\tau_{B(\theta^*)}^2 \|P(\theta^*)\|^3 \|\theta - \theta^*\|\right).$$

Additionally, write expand

$$\begin{aligned}
\Sigma^{K_{\text{DR}}(\mathcal{D})}(\theta^*) &\preceq \Sigma^{K_{\text{DR}}(\mathcal{D})}(\theta) + I \times \left\| \Sigma^{K_{\text{DR}}(\mathcal{D})}(\theta^*) - \Sigma^{K_{\text{DR}}(\mathcal{D})}(\theta) \right\| \text{ and} \\
\Sigma^{K_{\text{DR}}(\mathcal{D})}(\theta^*) &= \Sigma^{K(\theta^*)}(\theta^*) + I \times \left\| \Sigma^{K_{\text{DR}}(\mathcal{D})}(\theta^*) - \Sigma^{K(\theta^*)}(\theta^*) \right\|.
\end{aligned}$$

Substituting the above set of inequalities into (20) we achieve the bound

$$\begin{aligned}
&C(K_{\text{DR}}(\mathcal{D}), \theta^*) - C(K(\theta^*), \theta^*) \\
&\leq 2 \times \text{DR objective} \times \left(1 + 15\tau_{B(\theta^*)}^2 \|P(\theta^*)\|^3 \|\theta - \theta^*\|\right) \\
&+ 2 \times \text{Expected CE cost gap} \\
&+ 2d_{\text{U}} \|\Psi(\theta^*)\| \mathbf{E}_{\theta \sim \mathcal{D}} \left[\left\| \Sigma^{K_{\text{DR}}(\mathcal{D})}(\theta^*) - \Sigma^{K_{\text{DR}}(\mathcal{D})}(\theta) \right\| \|K_{\text{DR}}(\mathcal{D}) - K(\theta)\|^2 \right] \\
&+ 2d_{\text{U}} \|\Psi(\theta^*)\| \left\| \Sigma^{K_{\text{DR}}(\mathcal{D})}(\theta^*) - \Sigma^{K(\theta^*)}(\theta^*) \right\| \mathbf{E}_{\theta \sim \mathcal{D}} \left[\|K(\theta^*) - K(\theta)\|^2 \right],
\end{aligned} \tag{21}$$

where

$$\begin{aligned}
\text{Expected CE cost gap} &= \mathbf{E}_{\theta \sim \mathcal{D}} \left[\text{tr}\left((K(\theta) - K(\theta^*))\Sigma^{K(\theta^*)}(\theta^*)(K(\theta) - K(\theta^*))\Psi(\theta^*)\right) \right], \\
\text{DR Objective} &= \mathbf{E}_{\theta \sim \mathcal{D}} \left[\text{tr}\left((K_{\text{DR}}(\mathcal{D}) - K(\theta))\Sigma^{K_{\text{DR}}(\mathcal{D})}(\theta)(K_{\text{DR}}(\mathcal{D}) - K(\theta))\Psi(\theta)\right) \right].
\end{aligned}$$

We let $D(\theta)$ denote the DR objective. From Lemma 18, the first term of (21) becomes

$$\begin{aligned}
&2 \times D(\theta) \times \left(1 + 15\tau_{B(\theta^*)}^2 \|P(\theta^*)\|^3 \|\theta - \theta^*\|\right) \\
&\leq 2 \times \left(\text{tr}(\mathbf{V}(\mathcal{D})H(\theta^*)) + L_{\text{DR},1}(\theta^*) \|\Gamma\|^3 \right) \times \left(1 + 15\tau_{B(\theta^*)}^2 \|P(\theta^*)\|^3 \|\theta - \theta^*\|\right) \\
&\leq 2 \text{tr}(\mathbf{V}(\mathcal{D})H(\theta^*)) + 3.5e8\tau_{B(\theta^*)}^5 \|P(\theta^*)\|^{17} \|\Gamma\|^3
\end{aligned} \tag{22}$$

where we used Lemma 12 and applied the closeness condition to $\|\theta - \theta^*\|$ in the last inequality. Next the second term of (21) follows from Lemma 16 that

$$2 \times \text{Expected CE cost gap} \leq \mathbf{E}_{\theta \sim \mathcal{D}} \left[2 \|\theta - \theta^*\|_{H(\theta^*)}^2 \right] + 1.2e6\tau_{B(\theta^*)}^3 \|P(\theta^*)\|^{14} \|\Gamma\|^3 \tag{23}$$

Then from the fifth fact of Lemma 19,

$$\begin{aligned}
& \mathbf{E}_{\theta \sim \mathcal{D}} \left\| \Sigma^{K_{\text{DR}}(\mathcal{D})}(\theta^*) - \Sigma^{K_{\text{DR}}(\mathcal{D})}(\theta) \right\| \\
& \leq \sup_{\theta \in G} 3 \left\| \Sigma^{K(\theta^*)}(\theta^*) \right\|^{5/2} (1 + \|K_{\text{DR}}(\mathcal{D})\|) \|\theta - \theta^*\| \left(2 + \frac{1}{8 \|\Sigma^{K_{\text{DR}}(\mathcal{D})}(\theta^*)\|^{3/2} (1 + \|K_{\text{DR}}(\mathcal{D})\|)} \right) \\
& \leq \sup_{\theta \in G} 5 \left\| \Sigma^{K(\theta^*)}(\theta^*) \right\|^{5/2} (1 + \|K_{\text{DR}}(\mathcal{D})\|) \|\theta - \theta^*\|
\end{aligned}$$

since $\|\Sigma^{K(\theta^*)}(\theta^*)\| \geq 1$. Also from the sixth fact of Lemma 19

$$\left\| \Sigma^{K_{\text{DR}}(\mathcal{D})}(\theta^*) - \Sigma^{K(\theta^*)}(\theta^*) \right\| \leq \sup_{\theta \in G} 6.4e4 \|P(\theta^*)\|^{13/2} \|\theta - \theta^*\|$$

By combining with Lemma 5, the third term of (21) becomes

$$\begin{aligned}
& 2d_{\text{U}} \|\Psi(\theta^*)\| \mathbf{E}_{\theta \sim \mathcal{D}} \left[\left\| \Sigma^{K_{\text{DR}}(\mathcal{D})}(\theta^*) - \Sigma^{K_{\text{DR}}(\mathcal{D})}(\theta) \right\| \|K_{\text{DR}}(\mathcal{D}) - K(\theta)\|^2 \right] \\
& \leq d_{\text{U}} \|\Psi(\theta^*)\| \left(8e4\tau_{B(\theta^*)}^2 (1 + \|K_{\text{DR}}(\theta)\|) \|P(\theta^*)\|^{23/2} + 3.4e8\tau_{B(\theta^*)}^3 \|P(\theta^*)\|^{39/2} \|\Gamma\| \right) \|\Gamma\|^3 \\
& \leq 5e6d_{\text{U}}\tau_{B(\theta)}^8 \|P(\theta^*)\|^{33/2} \|\Gamma\|^3 \tag{24}
\end{aligned}$$

where the last inequality follows from Lemma 6 and noting that $1 + \|K_{\text{DR}}(\theta)\| \leq 12\tau_{B(\theta^*)}^4 \|P(\theta^*)\|^{1/2}$ from Lemma 19. Furthermore, the fourth term of (21) is given by

$$2d_{\text{U}} \|\Psi(\theta^*)\| \left\| \Sigma^{K_{\text{DR}}(\mathcal{D})}(\theta^*) - \Sigma^{K(\theta^*)}(\theta^*) \right\| \mathbf{E}_{\theta \sim \mathcal{D}} \left[\|K(\theta^*) - K(\theta)\|^2 \right] \leq 1.4e8d_{\text{U}}\tau_{B(\theta)}^2 \|P(\theta^*)\|^{31/2} \|\Gamma\|^3 \tag{25}$$

where the last inequatliy follows from Lemma 5 and Lemma 6. Finally, from (22), (23), (24) and (25), we get

$$\begin{aligned}
& C(K_{\text{DR}}(\mathcal{D}), \theta^*) - C(K(\theta^*), \theta^*) \\
& \leq 2\mathbf{E}_{\theta \sim \mathcal{D}} \|\theta - \theta^*\|_{H(\theta^*)}^2 + 2 \text{tr}(\mathbf{V}(\mathcal{D})H(\theta^*)) + L_{\text{DR}}(\theta^*) \|\Gamma\|^3
\end{aligned}$$

where

$$\begin{aligned}
L_{\text{DR}}(\theta^*) & = \left(3.5e8\tau_{B(\theta^*)}^5 + 1.2e6\tau_{B(\theta^*)}^3 + 5e6d_{\text{U}}\tau_{B(\theta)}^8 + 1.4e8d_{\text{U}}\tau_{B(\theta)}^2 \right) \|P(\theta^*)\|^{17} \\
& = 5e8d_{\text{U}}\tau_{B(\theta^*)}^8 \|P(\theta^*)\|^{17}
\end{aligned}$$

We conclude the proof by noting that

$$2\mathbf{E}_{\theta \sim \mathcal{D}} \|\theta - \theta^*\|_{H(\theta^*)}^2 = 2 \left\| \hat{\theta} - \theta^* \right\|_{H(\theta^*)}^2 + 2 \text{tr}(\mathbf{V}(\mathcal{D})H(\theta^*)).$$

■

G.1. Proof of Lemma 1

Proof As proved in Appendix F.1, $\theta^* \in G$ with probability at least $1 - \delta$. From the diameter condition in Lemma 20, i.e., $\text{diam}(G) \leq \frac{1}{6.4e4} \inf_{\theta \in G} \|P(\theta)\|^{-5.5} \tau_{B(\theta^*)}^{-8}$, N must satisfy

$$\begin{aligned} \sup_{\theta_1, \theta_2 \in G} \|\theta_1 - \theta_2\|^2 &\leq \frac{32(d_\theta + \log \frac{2}{\delta})}{N \lambda_{\min}(\hat{\text{Fl}})} \leq \frac{1}{(6.4e4)^2} \inf_{\theta \in G} \|P(\theta)\|^{-11} \tau_{B(\theta^*)}^{-16}. \\ \iff N &\geq \frac{5e6 \|P(\theta^*)\|^{11} \tau_{B(\theta^*)}^{16} (d_\theta + \log \frac{2}{\delta})}{\lambda_{\min}(\text{Fl}(\theta^*))} \end{aligned}$$

where we applied $0.5\text{Fl}(\theta^*) \preceq \hat{\text{Fl}}$ and Lemma 5 to get the last inequality. As long as this holds, we get (10) from Lemma 13 and Lemma 20. ■

G.2. Proof of Theorem 1

Proof Since the variance of uniform distribution over the ellipsoid $\{w: w^T \Gamma w \leq 1, w \in \mathbb{R}^d\}$ is given as $\frac{1}{d+2} \Gamma^{-1}$,

$$\text{tr}(V(\mathcal{D})H(\theta^*)) \leq \frac{16(d_\theta + \log \frac{2}{\delta})}{N d_\theta} \text{tr}(\hat{\text{Fl}}^{-1} H(\theta^*)) \leq \frac{32(1 + \log \frac{2}{\delta} / d_\theta)}{N} \text{tr}(\text{Fl}(\theta^*)^{-1} H(\theta^*))$$

where we used $0.5\hat{\text{Fl}} \preceq \text{Fl}(\theta^*)$ in the last inequality. Then from Lemma 1, we get (11). ■

Appendix H. Implementation Details

H.1. Linear System

We explain the details about the linear system experiments in Section 4. The goal is to compare the three controller synthesis methods considered in this work (Section 2.1) to study show how the suboptimality gap of the LQR cost changes. All the code is implemented in JAX (Bradbury et al., 2018). First we identify the least square estimate $\hat{\theta}$ by solving (5) given collected data by running a variable number of experiments with $U_t \sim \mathcal{N}(0, I)$ and $W_t \sim \mathcal{N}(0, I)$, and followed by the controller design.

- For the certainty equivalence controller synthesis, we simply synthesize a controller by solving the *Algebraic Ricatti Equation*.
- For the domain randomization controller synthesis, we implement Algorithm 1 via stochastic gradient descent. We choose \mathcal{D} as a uniform distribution over the confidence ellipsoid G . We set $M = 10000$ and $\eta = 0.0005$ in Algorithm 1. We use the closed-form expression of the policy gradient as described in Lemma 1 of Fazel et al. (2018) to implement gradient descent.
- For the robust controller synthesis, we adopt the scenario-approach (Calafiore and Campi, 2006), where we sample 30 points from the ellipsoid G (8), by formulating as the semidefinite programming problem with linear matrix inequalities (Caverly and Forbes, 2019) and solve the convex optimization problem using CVXPY (Diamond and Boyd, 2016) using the SCS solver (O’Donoghue et al., 2016).

Since these randomization procedures result in high variance, we perform 500 trials and report the median and quartiles over those trials in Figure 2.

H.2. Pendulum

The pendulum is governed by the following dynamics

$$X_{t+1} = f(X_t, U_t + W_t; \theta^*),$$

where the state space $X_t \in \mathbb{R}^2$ consists of angle $\psi_t(\text{rad})$ and angular velocity $\dot{\psi}_t(\text{rad/s})$, and the action $U_t \in \mathbb{R}$ is the actuation torque $\tau_t(\text{N m})$ applied directly to the free end of the pendulum, which is corrupted by i.i.d Gaussian noise $W_t \sim \mathcal{N}(0, 1)$. The unknown parameter $\theta \in \mathbb{R}^3$ accounts for the mass m and the length l of the pole, and the gravity g , which take values 1.0, 1.0, and 9.81, respectively.

As in the linear experiments, first we identify the estimate $\hat{\theta}$ by solving the following least squares problem:

$$\hat{\theta} \triangleq \underset{\theta}{\operatorname{argmin}} \sum_{n=1}^N \sum_{t=1}^T \|X_{t+1}^n - f(X_t, U_t; \theta)\|^2.$$

The data consists of varying numbers of length 10 trajectories collected from the pendulum starting from the downward position ($\theta = \pi, \dot{\theta} = 0$) with $U_t \sim \mathcal{N}(0, 1)$ and $W_t \sim \mathcal{N}(0, 1)$. This estimation procedure is followed by the sampling-based Model Predictive Controller synthesis based on the cross-entropy method (Botev et al., 2013) with the different design methods.

- For the certainty equivalence control, actions are selected to minimize the cost of the rollout in the receding horizon which is simulated with $\hat{\theta}$ as if it were the ground truth.
- For the domain randomization control, we first design a sampling distribution \mathcal{D} as a uniform distribution over a sphere centered at the estimate $\hat{\theta}$, with radius given by a hyperparameter 2.0 divided by the number of trajectories used to identify θ . We then sample $K = 15$ instances $\theta_1, \dots, \theta_K \in \mathcal{D}$. The controller then plans sequences of actions which minimize the average cost of all the rollouts simulated with $\theta_1, \dots, \theta_K$.

We set the stage cost $C(X_t, U_t)$ as

$$C(X_t, U_t) = \begin{cases} \psi_t^2 + 0.1\dot{\psi}_t^2 + 2.0\tau_t^2 & -\pi/4 \leq \psi \leq \pi/4 \\ 50.0 & \text{otherwise} \end{cases}$$

This cost design promotes the controller to keep the pendulum upright using the minimal control effort. CE with an inaccurate parameter estimate might underestimate control effort required to avoid letting the pendulum fall. On the other hand, DR plans such that it keeps the pendulum upright for all sampled systems $\theta_1, \dots, \theta_K$, therefore is able to keep upright position even when the estimates are poor.

For other hyperparameters and detailed implementation, refer to the code ⁷.

7. Codes can be found at <https://github.com/Tesshuuuu/domain-randomization-14dc2025>