

GraphThought: Graph Combinatorial Optimization with Thought Generation

Zixiao Huang¹, Lifeng Guo^{2,5}, Junjie Sheng¹, Haosheng Chen¹, Wenhao Li^{*3}, Bo Jin^{3,4},
Changhong Lu^{2,5}, and Xiangfeng Wang^{†1,2,5}

¹School of Computer Science and Technology, East China Normal University

²School of Mathematical Sciences, East China Normal University

³School of Computer Science and Technology, Tongji University

⁴Shanghai Research Institute for Intelligent Autonomous Systems, Tongji University

⁵Key Laboratory of Mathematics and Engineering Applications, MoE, East China Normal University

Abstract

Large language models (LLMs) have demonstrated remarkable capabilities across various domains, especially in text processing and generative tasks. Recent advancements in the reasoning capabilities of state-of-the-art LLMs, such as OpenAI-o1, have significantly broadened their applicability, particularly in complex problem-solving and logical inference. However, most existing LLMs struggle with notable limitations in handling graph combinatorial optimization (GCO) problems. To bridge this gap, we formally define the Optimal Thoughts Design (OTD) problem, including its state and action thought space. We then introduce a novel framework, **GraphThought**, designed to generate high-quality thought datasets for GCO problems. Leveraging these datasets, we fine-tune the Llama-3-8B-Instruct model to develop Llama-GT. Notably, despite its compact 8B-parameter architecture, Llama-GT matches the performance of state-of-the-art LLMs on the GraphArena benchmark. Experimental results show that our approach outperforms both proprietary and open-source models, even rivaling specialized models like o1-mini. This work sets a new state-of-the-art benchmark while challenging the prevailing notion that model scale is the primary driver of reasoning capability.

1 Introduction

Originally designed for textual data, Large Language Models (LLMs) are increasingly being applied to tasks beyond language processing. For example, in robotics and planning, LLMs help guide agents through structured environments [HAPM22, And22], while in theory-of-mind reasoning, they maintain and update belief graphs for different agents [AYC⁺20, AR21]. Furthermore, LLMs are employed in structured commonsense reasoning, where they generate graph-based action plans to achieve objectives with complex prerequisites [TDS⁺19, MZA⁺22]. Additionally, in multi-hop

*whli@tongji.edu.cn

†xfwang@cs.ecnu.edu.cn

question answering, LLMs uncover connections and paths across vast networks of entities and concepts [CSH23]. Collectively, these applications highlight the growing use of LLMs in tasks with underlying graphical structures, achieving promising early results [WFH⁺24].

Building on this initial success, some work has explored the feasibility of applying LLMs to explicit, standard graph tasks [ZWZ⁺24, ZZS⁺24, LWZ⁺24, LW23]. Unlike real-world graph tasks with rich node and/or edge information, this paper focuses on more principled and abstract graph combinatorial optimization (GCO) problems—typically requiring systematic traversal or search algorithms to solve [TZLL24a]. Consider the task of finding the shortest path: the model must understand the entire graph structure, identify relevant nodes, logically deduce multiple steps to trace paths between nodes, and perform calculations to arrive at a correct solution. GCO problems have wide-ranging applications, including in medicine, engineering, operations research, and management [Pas14], and have driven the development of discrete mathematics and theoretical computer science for a century [Kuh55, Kru56, FF56]. Moreover, because GCO problems often involve optimizing an objective function subject to discrete constraints in the solution space—frequently NP-hard [ZDM⁺23]—enhancing LLMs’ ability to solve GCO problems is crucial for advancing their general reasoning and planning capabilities for complex tasks.

In fact, several works have already attempted to leverage LLMs for GCO problems from different perspectives [JLH⁺24, CML⁺24, LYL⁺23, RTY⁺24]. Some approaches use prompt engineering and optimization to extract the intrinsic knowledge of pretrained LLMs in the form of text [WFH⁺24, IDAT24, EAA⁺24a, EAA⁺24b, TZLL24b, LCC⁺24b, GDL⁺23, FHP23, HLH⁺24, PFZ⁺24, CHG⁺24, FYH⁺24, YLWQ24, FSJZ24, SNV24, AVT24, WZCS24, DWS⁺24, ZM24, SFH⁺24] or code [Ano24a, Ano24b, LCC⁺24a, WCC⁺24, BHD⁺24]. Some other works have trained graph foundation models in non-text spaces using dense embeddings from LLM pretraining [DMA24, JWWZ24, Ano24c, CZW⁺23, WFJ⁺24]. These methods might have variations in efficiency and performance, they still fall significantly short of commercial solvers such as Gurobi, raising questions about their practicality. We argue that the paradigm of directly mapping problems to solutions using LLMs, as seen in previous work, overlooks the inherent solving patterns of GCO problems, which is the primary reason for limited performance. In natural language generation tasks, logical transitions between words, sentences, and even paragraphs are usually smooth. However, solving GCO problems typically requires long-horizon reasoning, planning, and searching from the problem to the solution. This raises an intuitive question: *can we incorporate the search principles of classical GCO solvers into the LLM’s output process?*

Similar ideas have been applied to improve LLMs’ general task-solving ability, such as simulating human thinking processes and generating intermediate thoughts before producing a response. Methods like chain- [WWS⁺22], tree- [YYZ⁺24] and graph-of-thoughts [BBK⁺24] prompting encourage step-by-step reasoning [BMZ⁺24]. While these techniques are often effective, they can sometimes degrade performance due to self-enforcing [HCM⁺24]. Moreover, techniques that work well on one dataset may not generalize to others due to variations in the type of reasoning involved (e.g., spatial reasoning vs. mathematical reasoning) [LSM⁺24, WLY⁺24]. These limitations also apply to works that attempt to solve GCO problems using similar approaches [LSH⁺24, LSM⁺24, CLTL24, ZWF⁺24, OHCL24, GLG⁺24]. These works construct thoughts in a forward manner by unrolling traditional search algorithms or automatically generating thoughts using LLMs, then injecting them into the generation process through supervised fine-tuning. However, thought generation in GCO presents a unique challenge: *for NP-hard or NP-complete problems, no efficient traditional (heuristic) search methods exist, rendering forward*

thought construction infeasible.

To address this, this paper focuses on using thought generation methods to inject search principles, thereby enhancing LLMs’ ability to generate high-quality GCO solutions. Specifically, we design a universal thought representation and formally define an Optimal Thoughts Design (OTD) problem tailored for GCO tasks. After that, we propose GraphThought, a novel framework for fine-tuning LLMs with reasoning thought generation. Within this framework, we introduce forward, constructive thought design methods for simpler problems, as well as reverse, backtracking thought design methods for more complex problems. Applying the GraphThought framework, we fine-tune the Llama-3-8B-Instruct model to develop Llama-GT, and evaluate it across various different GCO tasks. These tasks range from local to global, from polynomial-time solvable to NP-hard, and involve graphs with anywhere from a few to dozens of nodes. In some tasks, Llama-GT even gets close to the performance upper bound set by Gurobi.

Our main contributions are as follows: 1) We formalize the OTD problem with state thought space \mathbb{S} and action thought space \mathbb{A} , which facilitates the systematic generation of reasoning thoughts. 2) Within the GraphThought framework, we propose dual thought generation frameworks: a forward (heuristic-guided) one and a backward (solver-guided) one for GCO problems. 3) The state-of-the-art performance of our approach is evidenced by the fine-tuning of Llama-3-8B-Instruct, which achieves superior accuracy on GraphArena, outperforming both proprietary and open-source LLM by significant margins and approaching the performance of commercial solver Gurobi.

2 Problem Formulation

This section aims to formalize the key research problems addressed in this work. In recent years, we have observed significant advancements in LLMs, which exhibit remarkable capabilities across various scientific and engineering fields. However, when tackling more complex mathematical problems that require advanced reasoning and domain-specific expertise, a critical research gap remains in adapting LLMs to these tasks through systematic fine-tuning approaches.

Combinatorial optimization problems are a class of mathematical optimization problems where the goal is to find the best possible solution from a finite or countably infinite set of discrete possibilities. Solving such problems typically need carefully designed heuristic algorithms derived from rigorous mathematical analysis. These algorithms embody sophisticated strategies to balance solution quality and computational efficiency. A fundamental challenge lies in incorporating the search principles of heuristic algorithms into learnable reasoning thoughts for LLMs, enabling knowledge transfer while preserving algorithmic efficiency. We focus on GCO problems because graphs naturally model a variety of combinatorial optimization problems, such as the shortest path, maximum independent set (MIS), and traveling salesman problems (TSP). A graph represents discrete entities through nodes and their connections. For a graph $G = (V, E)$, the node set $V = \{v_1, \dots, v_n\}$ contains n nodes, while the edge set $E = \{e_1, \dots, e_m\}$ defines m adjacency relationships. An edge $e = (v_i, v_j)$ denotes adjacency of nodes v_i and v_j .

Formally, let $\mathcal{F} : (\text{LLM}, D) \rightarrow \text{LLM}_D$ denote the supervised fine-tuning process mapping a foundation LLM to its fine-tuned version LLM_D through the training dataset D . The evaluation metric $\mathcal{M} : \text{LLM}_D \rightarrow \mathbb{R}^+$ measures model performance. The core optimization challenge can be formalized as:

$$D^* = \arg \min_D \mathcal{M}(\mathcal{F}(\text{LLM}, D)), \tag{1}$$

where D^* is the optimal training dataset given LLM, \mathcal{F} , and \mathcal{M} . The formulation (1) constitutes a combinatorial optimization challenge over the exponentially large space of possible training datasets D . Three key difficulties emerge: 1) The discrete solution space prohibits gradient-based optimization; 2) The black-box nature of \mathcal{M} prevents analytical evaluation; 3) The computational cost of evaluating \mathcal{M} grows super-linearly with instance size. It becomes important to efficiently compute high-quality approximate optimal solutions of the formulation (1).

Thoughts of solving specific instances of math problems can be viewed as high-quality training data for fine-tuning LLMs and thus developing enhanced thoughts is critical for the creation of superior training datasets. In the following, we will propose a series of thought generation methods to establish thoughts as one kind of approximate suboptimal solutions for the formulation (1).

The representation and design of thoughts are typically a promising research direction in order to enhance the reasoning capabilities of LLMs. The thought generation process can be modeled as to solve an approximate optimal solution $D' \subset \hat{D}$ for the formulation (1), where \hat{D} denotes the set of all training data with thoughts as content. For GCO problems, there are mainly two kinds of thoughts. One kind is to decide the following available action executed on the instance and the other kind is to show the current solving state. A hierarchical decision problem in generating these kinds of thoughts is govern as:

$$\begin{cases} \text{Choose optimal } A^* \in \mathbb{A}, S^* \in \mathbb{S}, \\ \text{Constructing program } \mathcal{P} \text{ by } A^*, S^*. \end{cases} \quad (2)$$

where \mathbb{A} and \mathbb{S} denote the action thought space and state thought space for a GCO problem respectively. The first item is to choose optimal A^* from \mathbb{A} and optimal S^* from \mathbb{S} according to the characteristics of the GCO problem, where A encapsulates core algorithmic operations while S maintains dynamic problem-solving states. The second item is to incorporate all chosen thoughts of A^* and S^* into a program template \mathcal{P} , which is used to generate specific thoughts in solving a GCO instance.

Furthermore, the OTD problem is to generate the optimal thought set A^* and S^* to construct \mathcal{P} for a GCO problem, which is the key problem that we want to solve in this work. To emphasize, the optimal thoughts dataset in OTD might not be the optimal solution of the formulation (1), but it can be considered as a high-quality approximate solution.

3 The GraphThought Framework

3.1 The Overall Framework

We present GraphThought, a novel framework for fine-tuning LLMs with reasoning thought generation, as formalized in Algorithm 1. The framework architecture comprises two core modules that collaboratively generate task-specific reasoning programs through state and action thoughts selection and program construction, denoted as **Selector** and **Constructor** respectively.

- **Selector**: For a given task τ , this module performs dynamic selection of *action-state pairs* (A, S) from predefined action thought space \mathbb{A} and state thought space \mathbb{S} . The selection mechanism adaptively adjusts its strategies to capture the essential characteristics of τ , ensuring context-aware component selection;
- **Constructor**: This module operates as a program synthesis engine that methodically assembles the selected (A, S) into an executable reasoning program \mathcal{P} .

For the predefined action thought space \mathbb{A} and state thought space \mathbb{S} , we systematically derive nine state thoughts and sixteen action thoughts through a rigorous analysis of task-solving processes. These elements form the predefined space \mathbb{A} and \mathbb{S} , serving as an integral part of our framework. The complete specifications are provided in Appendix C.

The synthesized program \mathcal{P} serves dual objectives: 1) as an algorithmic solver for task τ , and 2) as a structured generator for creating reasoning thoughts. Through iterative execution on instances set $\tilde{\mathcal{D}}_\tau$, where $|\tilde{\mathcal{D}}_\tau| = n$, \mathcal{P} produces structured reasoning thoughts set $T = \{T_i\}_{i=1}^n$ that form the training corpus for LLM fine-tuning.

Algorithm 1 Thought-Enhanced LLM Fine-Tuning

Require: Target task τ , problem instances $\tilde{\mathcal{D}}_\tau$, \mathbb{A} , \mathbb{S} , foundation model $\tilde{\text{LLM}}$;

- 1: $(A, S) \leftarrow \mathbf{Selector}(\tau, \mathbb{A}, \mathbb{S});$ ▷ Action/State set selection
- 2: $\mathcal{P} \leftarrow \mathbf{Constructor}(\tau, A, S);$ ▷ Program construction
- 3: Initialize thought corpus $T \leftarrow \emptyset;$
- 4: **for** $i = 1$ to $|\tilde{\mathcal{D}}_\tau|$ **do**
- 5: Select an instance $\mathcal{I}_i \leftarrow \tilde{\mathcal{D}}_\tau[i];$
- 6: Generate thought $T_i \leftarrow \mathcal{P}(\mathcal{I}_i);$ ▷ Program execution
- 7: $T \leftarrow T \cup \{T_i\};$
- 8: **end for**
- 9: **return** $\text{LLM}_{\text{fine-tuned}} \leftarrow \mathcal{F}(\tilde{\text{LLM}}, T).$

For the reason that we currently employ manually designed components for OTD problem, the introduced architecture naturally supports automated program synthesis (which will be empirically validated in Section 5.4).

To achieve the functionalities of **Selector** and **Constructor**, we propose **Meta-Thought Programming (MTP)**, a systematic methodology for generating (A, S, \mathcal{P}) triples through structured knowledge extraction. For GCO problems, we develop two complementary MTP frameworks:

- **Forward MTP:** decomposes classical heuristic algorithms to extract fundamental reasoning patterns through constructive forward-chaining;
- **Backward MTP:** discovers implicit principles via backward analysis of high-quality solutions.

These dual approaches constitute a complete knowledge acquisition cycle: forward MTP encodes explicit algorithmic knowledge, while backward MTP reveals implicit problem-solving patterns. The synergy between these frameworks enables comprehensive coverage of both declarative and procedural reasoning aspects in LLM training.

The GraphThought framework, designed to address the OTD problem, embodies the dual-process framework in Figure 1. The proposed framework consists of two integrated components: the forward framework illustrated in the upper half of the figure, whereas the backward framework is correspondingly demonstrated in the lower half. The architectural components of this framework will be comprehensively discussed in the following two subsections, collectively establishing the OTD solution set.

3.2 Forward MTP Framework

The blue-highlighted modules in Figure 1 formally establish the forward MTP framework. For a given GCO task τ , this framework systematically extracts several classical heuristic algorithms.

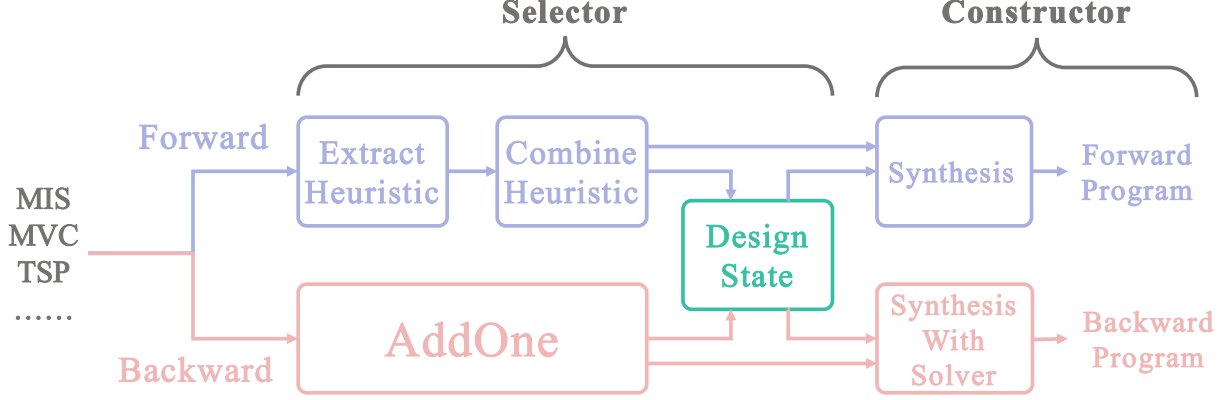


Figure 1: The Forward and Backward MTP framework used to construct the two core modules of GraphThought framework—Selector and Constructor—via distinct pathways.

These algorithms are systematically combined to distill fundamental operational axioms from \mathbb{A} , thereby constructing the action thought set A . Concurrently, the corresponding state thought set S is axiomatically derived from \mathbb{S} with A and τ . Following this procedural logic, the target program \mathcal{P} is synthesized via categorical composition of selected A - S pairs. The complete generation mechanisms of A and S is rigorously detailed in Appendix B.

A basic program template of \mathcal{P} is structured in Program Template 1. It sequentially applies action thoughts in A followed by displaying each state of S . This template may require domain-specific adaptations depending on the task τ .

Program Template 1 A Forward MTP Program Template

Require: Instance I , state and action thought set S, A .

- 1: Initialize an empty solution $x \leftarrow \emptyset$
 - 2: Initialize a solving flag $flag \leftarrow False$
 - 3: **while** $flag$ **do**
 - 4: **for** $a \in A$ **do**
 - 5: Update solution x according to a ; ▷ Action thought application
 - 6: **for** $s \in S$ **do**
 - 7: Display state s for I ; ▷ State thought application
 - 8: **end for**
 - 9: Update instance I ;
 - 10: **end for**
 - 11: Update $flag$; ▷ Update the iteration condition
 - 12: **end while**
-

An application of the forward MTP framework for the connected components problem is introduced in Appendix D.1.

3.3 Backward MTP Framework

High-quality GCO solutions often embed intelligent problem solving strategies. Although some established knowledge has guided heuristic and approximation algorithm design, many complex patterns remain undiscovered due to analytical complexity. The Universal Approximation Theorem suggests deep networks can theoretically encode such optimal solutions, making it promising to generate thoughts for LLMs using approximation or optimal solvers’ guidance.

The red-highlighted modules in Figure 1 structurally define the backward MTP framework. This architecture employs high-quality solvers (including both exact and approximate methods) to obtain high-quality solutions from which we can extract solution construction patterns. The action thought set is constrained to a single operator, `AddOne`, which incrementally incorporates solution elements into the current partial solution, thereby generating stepwise trajectories. The state design methodology maintains consistency with the forward framework in Section 3.2. The program \mathcal{P} integrates a task-specific solver \mathcal{X} with the thought-generation process through the following Program Template 2.

Program Template 2 A Backward MTP Program Template

```
Require: Instance  $I$ , action thought set  $A$ , state thought set  $S$ , a solver  $\mathcal{X}$  of  $\tau$ .
1: Initialize an optimal or suboptimal solution  $\hat{x} \leftarrow \mathcal{X}(I)$ 
2: Initialize an empty solution  $x \leftarrow \emptyset$ 
3: Initialize a solving flag  $flag \leftarrow False$ 
4: while  $flag$  do
5:    $e \leftarrow \text{AddOne}(\hat{x});$  ▷ Add element from standard solution
6:    $x \leftarrow x \cup \{e\};$ 
7:   for  $s \in S$  do
8:     Display state  $s$  for  $I$ ; ▷ State thought application
9:   end for
10:  Update instance  $I$ ;
11:  Update  $flag$ ; ▷ Update the iteration condition
12: end while
```

An application of the backward MTP framework for the MIS problem is shown in Appendix D.2.

4 Related Work

4.1 LLMs for Graph Combinatorial Optimization

The integration of Large Language Models (LLMs) into solving Graph Combinatorial Optimization (GCO) problems has garnered significant attention in recent years. Several works have attempted to leverage LLMs for GCO problems from various perspectives. Jin et al. [JLH⁺24] provided a comprehensive survey on the application of LLMs on graphs, categorizing potential scenarios into pure graphs, text-attributed graphs, and text-paired graphs. They discussed techniques such as using LLMs as predictors, encoders, and aligners. Chen et al. [CML⁺24] explored the potential of LLMs in graph machine learning, especially for node classification tasks, and investigated two pipelines: LLMs-as-Enhancers and LLMs-as-Predictors. Liu et al. [LYL⁺23] introduced the concept of Graph Foundation Models (GFMs) and classified existing work into categories based on their

dependence on graph neural networks and LLMs. Ren et al. [RTY⁺24] conducted a survey on LLMs for graphs, proposing a taxonomy to categorize existing methods based on their framework design.

Many studies have focused on using prompt engineering and optimization to extract the intrinsic knowledge of pretrained LLMs in the form of text or code. Wang et al. [WFH⁺24] proposed the NLGraph benchmark to evaluate LLMs on graph reasoning tasks and introduced Build-a-Graph and Algorithmic Prompting to enhance their performance. Iklassov et al. [IDAT24] introduced Self-Guiding Exploration (SGE) to improve LLM performance on combinatorial problems. Elhenawy et al. [EAA⁺24a, EAA⁺24b] explored the use of multimodal LLMs to solve the Traveling Salesman Problem (TSP) through visual reasoning. Tang et al. [TZLL24b] introduced GraphArena, a benchmarking tool for evaluating LLMs on graph computational problems. Li et al. [LCC⁺24b] proposed GraphTeam, a multi-agent system based on LLMs for graph analysis. Guo et al. [GDL⁺23] conducted an empirical evaluation of LLMs on graph-structured data. Fatemi et al. [FHP23] explored encoding graph-structured data as text for LLMs. Hu et al. [HLH⁺24] introduced GraphAgent-Reasoner, a multi-agent collaboration framework for graph reasoning. Perozzi et al. [PFZ⁺24] proposed GraphToken to explicitly represent structured data for LLMs. Cao et al. [CHG⁺24] proposed GraphInsight to improve LLM comprehension of graph structures. Feng et al. [FYH⁺24] introduced LLM4Hypergraph to evaluate LLMs on hypergraphs. Yuan et al. [YLWQ24] presented GraCoRe, a benchmark for assessing LLMs’ graph comprehension and reasoning. Firooz et al. [FSJZ24] examined the impact of contextual proximity on LLM performance in graph tasks. Skianis et al. [SNV24] explored using pseudo-code prompting to improve LLM performance on graph problems. Agrawal et al. [AVT24] designed graph traversal tasks to test LLMs’ structured reasoning capabilities. Wang et al. [WZCS24] investigated the influence of temperature on LLM reasoning performance. Dai et al. [DWS⁺24] revisited LLMs’ graph reasoning ability through case studies. Zhong et al. [ZM24] explored the impact of graph visualizations on LLM performance. Sanford et al. [SFH⁺24] analyzed the reasoning capabilities of transformers via graph algorithms.

Other works have focused on training graph foundation models using dense embeddings from LLM pretraining. Drakulic et al. [DMA24] proposed GOAL, a generalist model for solving multiple combinatorial optimization problems. Jiang et al. [JWWZ24] introduced UNCO, a unified framework for solving various COPs using LLMs. Anonymous [Ano24c] proposed a unified model for diverse CO problems using a transformer backbone. Chai et al. [CZW⁺23] introduced GraphLLM to boost the graph reasoning ability of LLMs. Wei et al. [WFJ⁺24] proposed GITA, a framework integrating visual and textual information for graph reasoning.

4.2 Chain-of-Thought, Tree-of-Thought, and Graph-of-Thought Methods

The Chain-of-Thought (CoT) prompting technique, introduced by Wei et al. [WWS⁺22], demonstrates that generating intermediate reasoning steps can significantly improve LLMs’ performance on complex reasoning tasks. This method was further extended by Yao et al. [YYZ⁺24], who proposed the Tree of Thoughts (ToT) framework, enabling exploration over coherent units of text (thoughts) to enhance problem-solving abilities. The ToT approach allows LMs to consider multiple reasoning paths and self-evaluate choices, significantly improving performance on tasks requiring non-trivial planning or search. Besta et al. [BBK⁺24] introduced the Graph of Thoughts (GoT), which advances prompting capabilities by modeling LLM-generated information as an arbitrary graph. This approach enables combining arbitrary LLM thoughts into synergistic outcomes and enhances thoughts using feedback loops. Besta et al. [BMZ⁺24] further demystified the concepts of chains, trees, and graphs of thoughts, providing a taxonomy of structure-enhanced LLM reasoning

schemes. These studies highlight the importance of structured reasoning topologies in improving LLMs’ problem-solving abilities.

4.3 Self-Correction, Planning, and Search Strategy Learning

Huang et al. [HCM⁺24] examined the role of self-correction in LLMs, finding that intrinsic self-correction without external feedback often fails to improve reasoning accuracy. In contrast, Lehnert et al. [LSM⁺24] proposed the Searchformer model, which predicts the search dynamics of the A* algorithm, significantly outperforming traditional planners on complex decision-making tasks. Gandhi et al. [GLG⁺24] introduced the Stream of Search (SoS) approach, teaching language models to search by representing the process as a flattened string. This method significantly improved search accuracy and enabled flexible use of different search strategies.

5 Experiments

5.1 Experiments Settings

We fine-tuned the `Meta-Llama-3-8B-Instruct` model using Low-Rank Adaptation (LoRA) via the `llama-factory` framework¹, naming the resulting model **Llama-GT** (GT means GraphThought). For inference, we set `temperature=0.1` and using `vLLM` library². Full hyperparameters are placed in Appendix A.

For performance evaluation, we adopted the *optimality* metric from the **GraphArena** benchmark [TZLL24b]. Regarding the definitions of small/large graphs, we strictly followed the specifications in **GraphArena**:

- **Neighbor/Distance Task**: Small (4-19 nodes), Large (20-50 nodes)
- **Connected/Diameter/MCP/MIS/MVC Task**: Small (4-14 nodes), Large (15-30 nodes)
- **MCS/GED/TSP Task**: Small (4-9 nodes), Large (10-20 nodes).

The evaluation covered all ten predefined tasks in **GraphArena**, with detailed task descriptions and optimality criteria provided in Appendix A.

5.2 Main Result

Comparison with Original GraphArena Results Llama-GT outperforms baseline LLMs from GraphArena, especially on small graphs. It achieves near-perfect performance on polynomial-complexity tasks such as Neighbor (1.0), Distance (1.0), and Diameter (0.954). On NP-hard tasks with large graphs, Llama-GT shows 60-90% improvements over the best original model `gpt-4o-2024-0513` (e.g., MVC: 0.744 vs. 0.102, MIS: 0.900 vs. 0.034). While code-based approaches (DeepSeek-V2-Coder and GPT-4o-Coder) demonstrate intermediate performance on basic tasks, they remain limited on complex challenges like Diameter (0.334), which Llama-GT can address more effectively (0.954). Qwen2-7B-SFT excels on basic tasks but fails on MIS for large graphs (0.054), highlighting the limitations of supervised fine-tuning without our thought-enhanced paradigm.

Comparison with Few-shot Thought Prompting While few-shot prompting improves performance, Llama-GT shows greater consistency, especially on large graphs. DeepSeek-V3 achieves perfect scores on simple tasks like Neighbor (1.0) but struggles with MVC (0.366). Llama-GT

¹<https://github.com/hiyouga/LLaMA-Factory>

²<https://github.com/vllm-project/vllm>

outperforms DeepSeek-V3 on NP-hard tasks like MVC (0.744 vs. 0.120) and MIS (0.900 vs 0.304) with large graphs, demonstrating the superiority of GraphThought over few-shot exemplars.

Comparison with STaR Framework Our comparison with the STaR [ZWMG22] framework’s self-generated thought approach reveals critical insights. Using STaR with Llama-3-8B-Instruct under two configurations³ - (1) few-shot prompting with thoughts generated with our GraphThought framework and (2) o1-generated thoughts - Llama-GT substantially outperforms both variants across all graph sizes, showing 2-3x improvements on large graphs (MVC: 0.744 vs. 0.360, MIS: 0.900 vs 0.216). The gap persists even when STaR uses our thought-enhanced examples, emphasizing the limits of iterative self-improvement approaches. In addition, STaR(w/GT) performs better than STaR(w/o1) across nearly all tasks and different graph sizes, further underscoring the importance of our thought paradigm over automated generation for training.

Ablation: Thought Mechanism Impact The thought mechanism significantly improves performance on NP-hard tasks. Llama-GT without thought integration still performs well on polynomial tasks (e.g., Neighbor: 0.988 small, 0.804 large). With thought integration, MVC increases from 0.930 to 0.972 (small) and 0.652 to 0.744 (large), MIS from 0.972 to 0.994 (small) and 0.652 to 0.900 (large). However, performance drops on GED (small: 0.608 to 0.460; large: 0.068 to 0.008). We posit that potential causes underlying this phenomenon will be explored later.

Discussion on Challenging Tasks While Llama-GT excels in most tasks, its performance on TSP, MCS, and GED still requires attention. We attribute this to (1) the higher computational complexity of these tasks, (2) the lack of well-established heuristics for human problem-solving, and (3) potential over-regularization effects from thought guidance. Despite this, Llama-GT shows improvements over untrained models, suggesting that combining thought guidance with post-training may offer promising avenues for tackling these difficult problems.

5.3 Performance Comparison with OpenAI-o1

We compared the performance of our fine-tuned Llama model (Llama-GT) with OpenAI’s o1 model series, specifically the o1-mini-2024-09-12 variant, chosen for its computational efficiency and lower cost. We tested both models on 50 instances per task. Results, shown in figure 2, indicate that Llama-GT performs comparably or better than o1-mini on polynomial-time and certain NP-hard tasks, particularly in MVC and MIS. However, a performance gap remains in more complex problems like the Traveling Salesman Problem (TSP). Notably, our model architecture derives from an 8B-parameter base model, yielding substantial advantages in both parameter efficiency and computational resource requirements during training.

5.4 Automated Thought Dataset Synthesis via LLM-Driven Code Generation

We created a template to automate dataset generation for ten tasks using a LLM (GPT-4). This automated approach generated valid code for the tasks, creating datasets of equivalent size to fine-tune the Meta-Llama-3-8B-Instruct model. We compared four configurations: 1) Origin: The base model, 2) w/o Thought: Fine-tuned with direct-answer supervision, 3) Llama-GT (w/ LLM-Design): Fine-tuned on datasets generated by LLM-synthesized code, and 4) Llama-GT (w/ Human-Design): Fine-tuned on datasets generated by human-designed code.

As shown in Figure 3, Llama-GT (w/ LLM-Design) significantly improves reasoning capabilities over the Origin model, outperforming w/o Thought on Polynomial tasks. However, on NP-hard

³More detailed configurations see appendix A.

Table 1: Performance comparison of optimal solution rates (%) across 10 graph tasks, evaluated on small graphs, each has 500 instances. Results are shown for: (1) Original inference results of LLMs from GraphArena (Claude3-haiku, GPT-4o, etc.); (2) Code-augmented models (DeepSeek-V2-Coder, GPT-4o-Coder); (3) Supervised Fine-Tuned Model provided by GraphArena (Qwen2-7B-SFT); (4) Few-shot thought prompting variants (Deepseek-V3, Llama-3.3-70B, etc.); (5) STaR framework implementations with different fewshot strategies; and (6) Our Llama-GT model trained with/without thought mechanisms. Metrics include polynomial tasks (Neighbor, Distance, Connected, Diameter), NP-hard tasks (MVC, MIS, MCP, TSP, MCS, GED). * indicates that the model in the GraphArena paper was trained on fewer data compared to the data used in our model.

Model	Graph Task (Small Graphs)									
	Neighbor	Distance	Connected	Diameter	MVC	MIS	MCP	TSP	MCS	GED
Claude3-haiku	0.768	0.580	0.260	0.116	0.336	0.450	0.482	0.242	0.282	0.216
DeepSeek-V2	0.540	0.814	0.474	0.226	0.376	0.360	0.400	0.368	0.236	0.282
Gemma-7b	0.410	0.496	0.014	0.086	0.128	0.212	0.254	0.134	0.020	0.028
gpt-3.5-turbo-0125	0.562	0.572	0.096	0.130	0.376	0.184	0.400	0.230	0.176	0.144
gpt-4o-2024-0513	0.860	0.796	0.794	0.426	0.326	0.518	0.528	0.404	0.406	0.268
Llama3-70b-Instruct	0.674	0.894	0.632	0.248	0.420	0.368	0.428	0.232	0.442	0.316
Llama3-8b-Instruct	0.368	0.412	0.248	0.114	0.318	0.282	0.280	0.162	0.096	0.072
Mixtral-8x7b	0.530	0.566	0.286	0.130	0.130	0.116	0.278	0.188	0.098	0.124
Qwen1.5-72b-Chat	0.572	0.478	0.394	0.118	0.224	0.386	0.388	0.228	0.298	0.174
Qwen1.5-8b-Chat	0.138	0.266	0.022	0.048	0.138	0.118	0.216	0.170	0.062	0.058
DeepSeek-V2-Coder	0.816	0.894	0.586	0.142	0.176	0.482	0.498	0.276	0.228	0.214
GPT-4o-Coder	0.808	0.654	0.712	0.334	0.296	0.530	0.644	0.490	0.508	0.320
Qwen2-7b-SFT*	0.966	0.912	0.888	0.608	0.548	0.702	0.696	0.368	0.000	0.054
+Few-shot Thought										
Deepseek-V3	1.000	0.988	1.000	0.850	0.366	0.642	0.754	0.370	0.544	0.308
gpt-4o-mini	0.980	0.902	0.760	0.336	0.100	0.710	0.578	0.312	0.360	0.280
Llama-3.3-70B	0.970	0.970	0.954	0.674	0.206	0.648	0.554	0.292	0.484	0.326
Mixtral-8x7b	0.580	0.536	0.378	0.156	0.148	0.326	0.490	0.168	0.196	0.262
QwQ-32B-Preview	0.962	0.848	0.696	0.514	0.262	0.482	0.560	0.310	0.444	0.318
Llama3-8b-Instruct	0.700	0.480	0.502	0.070	0.108	0.248	0.258	0.190	0.222	0.450
+SFT										
STaR(w/ GT)	0.648	0.910	0.522	0.466	0.722	0.640	0.676	0.352	0.308	0.370
STaR(w/ o1)	0.296	0.662	0.440	0.380	0.688	0.654	0.288	0.282	0.328	0.258
Llama-GT(w/o Thought)	0.988	0.990	0.906	0.820	0.930	0.972	0.906	0.366	0.538	0.608
Llama-GT	1.000	1.000	0.996	0.954	0.972	0.994	0.952	0.392	0.496	0.460

tasks, the LLM-generated code struggles to produce high-quality thought sequences, resulting in performance similar to w/o Thought (0.509 vs. 0.508). While Llama-GT (w/LLM-Design) lags behind Llama-GT (w/Human-Design) in both categories, it offers advantages like lower construction costs for unseen problems and better compatibility with optimization methods. Future work will focus on developing frameworks to improve the quality and generality of LLM-generated datasets.

5.5 BoN-Enhanced Optimality Rates versus Heuristics

We introduce a generalized optimality ratio metric for evaluating the quality of a found solution given an instance. For each problem instance I , the optimal solution x^* is obtained using Gurobi, which guarantees exact optimality. The optimality ratio for a solution x on the instance I of a GCO problem τ is formally defined as:

$$\text{Rate}(I, x) = \min \left\{ \frac{\phi(x^*)}{\phi(x)}, \frac{\phi(x)}{\phi(x^*)} \right\} \quad (3)$$

Table 2: Performance comparison of optimal solution rates (%) across 10 graph tasks, evaluated on large graphs, each has 500 instances. Results are shown for: (1) Original inference results of LLMs from GraphArena (Claude3-haiku, GPT-4o, etc.); (2) Code-augmented models (DeepSeek-V2-Coder, GPT-4o-Coder); (3)Supervised Fine-Tuned Model provided by GraphArena (Qwen2-7B-SFT);(4) Few-shot thought prompting variants (Deepseek-V3, Llama-3.3-70B, etc.); (5) STaR framework implementations with different fewshot strategies; and (6) Our Llama-GT model trained with/without thought mechanisms. Metrics include polynomial tasks (Neighbor, Distance, Connected, Diameter), NP-hard tasks (MVC, MIS, MCP, TSP, MCS, GED). * indicates that the model in the GraphArena paper was trained on fewer data compared to the data used in our model.

Graph Task (Large Graphs)										
Model	Neighbor	Distance	Connected	Diameter	MVC	MIS	MCP	TSP	MCS	GED
Claude3-haiku	0.406	0.358	0.052	0.002	0.076	0.014	0.090	0.000	0.000	0.018
DeepSeek-V2	0.278	0.534	0.154	0.022	0.064	0.032	0.032	0.006	0.000	0.014
Gemma-7b	0.116	0.246	0.002	0.004	0.014	0.006	0.016	0.000	0.000	0.002
gpt-3.5-turbo-0125	0.412	0.322	0.012	0.008	0.082	0.008	0.052	0.000	0.000	0.006
gpt-4o-2024-0513	0.674	0.550	0.370	0.032	0.102	0.034	0.102	0.004	0.000	0.018
Llama3-70b-Instruct	0.434	0.530	0.264	0.034	0.114	0.026	0.106	0.000	0.000	0.008
Llama3-8b-Instruct	0.118	0.234	0.022	0.002	0.064	0.010	0.022	0.000	0.000	0.002
Mixtral-8x7b	0.232	0.282	0.040	0.000	0.036	0.008	0.034	0.000	0.000	0.006
Qwen1.5-72b-Chat	0.236	0.258	0.068	0.006	0.038	0.018	0.022	0.000	0.000	0.010
Qwen1.5-8b-Chat	0.026	0.156	0.002	0.000	0.002	0.000	0.016	0.000	0.000	0.006
DeepSeek-V2-Coder	0.672	0.632	0.206	0.008	0.080	0.028	0.072	0.000	0.022	0.014
GPT-4o-Coder	0.868	0.684	0.378	0.112	0.110	0.072	0.222	0.028	0.036	0.018
Qwen2-7b-SFT*	0.790	0.570	0.230	0.092	0.156	0.054	0.136	0.000	0.000	0.032
+Few-shot Thought										
DeepSeek-V3	0.992	0.942	0.932	0.448	0.120	0.304	0.290	0.020	0.012	0.020
gpt-4o-mini	0.920	0.550	0.284	0.016	0.050	0.226	0.146	0.000	0.006	0.014
Llama3-3.3-70B	0.952	0.866	0.856	0.290	0.118	0.254	0.136	0.000	0.012	0.012
Mixtral-8x7b	0.466	0.282	0.108	0.002	0.032	0.024	0.056	0.000	0.000	0.022
QwQ-32B-Preview	0.912	0.504	0.498	0.164	0.058	0.106	0.124	0.000	0.002	0.020
Llama3-8b-Instruct	0.604	0.220	0.132	0.002	0.028	0.010	0.038	0.000	0.002	0.026
+SFT										
STaR(w/ GT)	0.374	0.618	0.124	0.080	0.360	0.216	0.134	0.018	0.006	0.026
STaR(w/ o1)	0.320	0.332	0.090	0.038	0.126	0.124	0.030	0.002	0.004	0.024
Llama-GT(w/o Thought)	0.804	0.864	0.340	0.302	0.652	0.652	0.370	0.024	0.020	0.068
Llama-GT	0.988	0.984	0.836	0.600	0.744	0.900	0.634	0.036	0.036	0.008

where $\phi(\cdot)$ is the evaluation function of the solution of τ . This symmetric ratio works for both maximization and minimization tasks. For maximization tasks (e.g., MIS), where $\phi(x) \leq \phi(x^*)$, the ratio $\frac{\phi(x)}{\phi(x^*)}$ directly measures approximation quality within $[0, 1]$. For minimization problems (e.g., MVC), the inverse ratio $\frac{\phi(x^*)}{\phi(x)}$ appropriately penalizes suboptimal solutions while maintaining the same normalized range. This metric enables cross-problem performance comparisons while maintaining interpretability of near-optimal solutions.

Figure 5 demonstrates the average optimality ratio through comprehensive evaluations across 1,000 graph instances (500 small and 500 large) spanning 6 NP-Hard tasks: GED, MCP, MCS, MIS, MVC and TSP. Our base model ($n = 1$, without Best-of- N enhancement) achieves remarkable optimality ratios of 93.9% on small graphs and 79.1% on large graphs, outperforming random baselines by significant margins of 1.9% and 20.7% respectively. These results demonstrate the inherent effectiveness of our Llama-GT model in generalizing across problem scales and types.

We enhance solution quality with the Best-of- N (BoN) strategy, which generates n candidate solutions per instance and selects the best. With BoN($n=32$), optimality improves to 98.7% on small



Figure 2: Comparison of OpenAI-o1-mini and our fine-tuned Llama model (Llama-GT) on ten graph tasks of GraphArena benchmark. (a) Results on small graph instances. (b) Results on large graph instances.

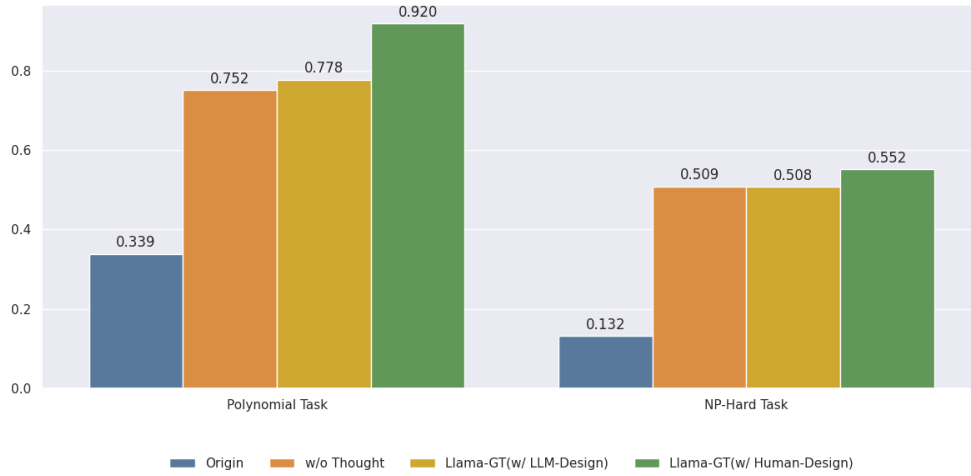


Figure 3: Performance comparison of Meta-Llama-3-8B-Instruct variants on Polynomial and NP-hard tasks: Base model (Origin), fine-tuned with direct-answer datasets (w/o Thought), datasets generated using LLM-synthesized code Llama-GT (w/LLM-Design), and datasets generated using human-designed code Llama-GT (w/Human-Design). The values represent the average ratio of the number of optimal solutions achieved across different tasks.

graphs and 88.4% on large graphs, surpassing greedy algorithms (96.3% and 87.9%, respectively). This technique significantly narrows the performance gap between data-driven approaches and manual heuristics, achieving near-optimal results without problem-specific rules.

A case study in the MIS problem (Figure 4) highlights our approach’s superiority. While the greedy algorithm selects low-degree nodes (node 16), our method uses adaptive heuristics to prioritize high-impact nodes (node 18) and optimize selections based on evolving graph structures, achieving a 12-node MIS compared to the greedy algorithm’s 11. This demonstrates how our framework avoids the myopic decisions of traditional heuristics, leading to higher-quality solutions.

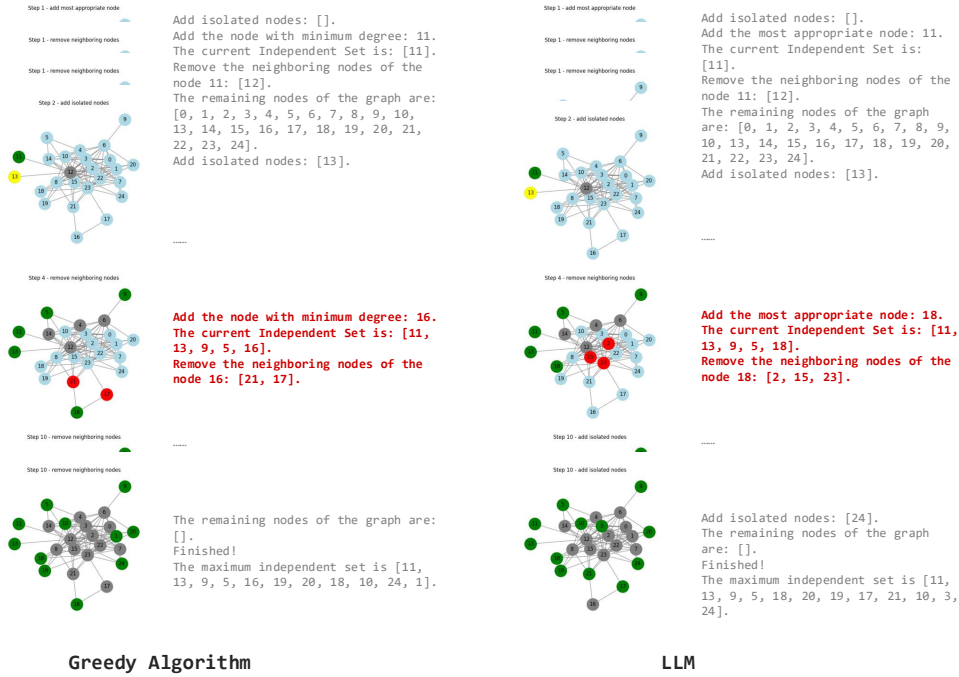


Figure 4: Visualization of Greedy Algorithm and LLM-Generated Solution for MIS Problem. Top: Step-by-step greedy selection (e.g., node 16 with neighbors 21, 17 removed), achieving a 11-node set. Bottom: LLM-generated solution with adaptive heuristics (e.g., prioritizing node 18 and removing neighbors 2, 15, 23), achieving a 12-node set.

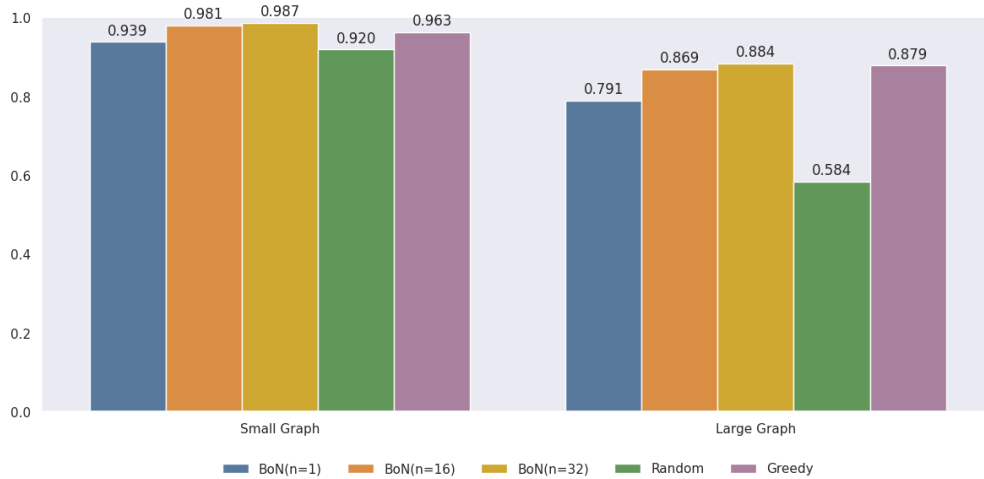


Figure 5: Average performance of LLMs with BoN strategy and classic solvers on 6 NP-Hard Tasks (GED, MCP, MCS, MIS, MVC, TSP) for small and large graphs. The values represent the average optimality ratio across different tasks.

6 Conclusion

This work tackles the limitations of large language models (LLMs) in graph-based combinatorial optimization by proposing the GraphThought framework, which systematically generates high-quality training data through forward and backward MTP frameworks. The resulting Llama-GT model, fine-tuned from Llama-3-8B-Instruct, achieves state-of-the-art performance on the GraphArena benchmark—outperforming most existing LLMs despite its compact 8B parameters. Our results challenge the necessity of model scaling for advanced reasoning, demonstrating that high-quality dataset generation can unlock efficient combinatorial reasoning capabilities in smaller LLMs.

References

- [And22] Jacob Andreas. Language models as agent models. In *ACL Findings*, 2022.
- [Ano24a] Anonymous. Efficient heuristics generation for solving combinatorial optimization problems using large language models. In *Submitted to ICLR*, 2024. under review.
- [Ano24b] Anonymous. LLM4solver: Large language model for efficient algorithm design of combinatorial optimization solver. In *Submitted to ICLR*, 2024. under review.
- [Ano24c] Anonymous. Solving diverse combinatorial optimization problems with a unified model. In *Submitted to ICLR*, 2024. under review.
- [AR21] Prithviraj Ammanabrolu and Mark Riedl. Learning knowledge graph-based world models of textual environments. In *NeurIPS*, 2021.
- [AVT24] Palaash Agrawal, Shavak Vasania, and Cheston Tan. Can llms perform structured graph reasoning tasks? *arXiv:2402.01805*, 2024.
- [AYC⁺20] Ashutosh Adhikari, Xingdi Yuan, Marc-Alexandre Côté, Mikuláš Zelinka, Marc-Antoine Rondeau, Romain Laroche, Pascal Poupard, Jian Tang, Adam Trischler, and Will Hamilton. Learning dynamic belief graphs to generalize on text-based games. In *NeurIPS*, 2020.
- [BBK⁺24] Maciej Besta, Nils Blach, Ales Kubicek, Robert Gerstenberger, Michal Podstawski, Lukas Gianinazzi, Joanna Gajda, Tomasz Lehmann, Hubert Niewiadomski, Piotr Nyczyk, et al. Graph of thoughts: Solving elaborate problems with large language models. In *AAAI*, 2024.
- [BHD⁺24] Nasim Borazjanizadeh, Roei Herzig, Trevor Darrell, Rogerio Feris, and Leonid Karlinsky. Navigating the labyrinth: Evaluating and enhancing llms’ ability to reason about search problems. *arXiv:2406.12172*, 2024.
- [BMZ⁺24] Maciej Besta, Florim Memedi, Zhenyu Zhang, Robert Gerstenberger, Guangyuan Piao, Nils Blach, Piotr Nyczyk, Marcin Copik, Grzegorz Kwasniewski, Jürgen Müller, et al. Demystifying chains, trees, and graphs of thoughts. *arXiv:2401.14295*, 2024.

- [CHG⁺24] Yukun Cao, Shuo Han, Zengyi Gao, Zezhong Ding, Xike Xie, and S Kevin Zhou. Graphinsight: Unlocking insights in large language models for graph structure understanding. *arXiv:2409.03258*, 2024.
- [CLTL24] Nuo Chen, Yuhan Li, Jianheng Tang, and Jia Li. Graphwiz: An instruction-following language model for graph computational problems. In *KDD*, 2024.
- [CML⁺24] Zhikai Chen, Haitao Mao, Hang Li, Wei Jin, Hongzhi Wen, Xiaochi Wei, Shuaiqiang Wang, Dawei Yin, Wenqi Fan, Hui Liu, et al. Exploring the potential of large language models (LLMs) in learning on graphs. *ACM SIGKDD Explorations Newsletter*, 25(2):42–61, 2024.
- [CSH23] Antonia Creswell, Murray Shanahan, and Irina Higgins. Selection-inference: Exploiting large language models for interpretable logical reasoning. In *ICLR*, 2023.
- [CZW⁺23] Ziwei Chai, Tianjie Zhang, Liang Wu, Kaiqiao Han, Xiaohai Hu, Xuanwen Huang, and Yang Yang. Graphllm: Boosting graph reasoning ability of large language model. *arXiv:2310.05845*, 2023.
- [DMA24] Darko Drakulic, Sofia Michel, and Jean-Marc Andreoli. Goal: A generalist combinatorial optimization agent learner. *arXiv:2406.15079*, 2024.
- [DWS⁺24] Xinnan Dai, Qihao Wen, Yifei Shen, Hongzhi Wen, Dongsheng Li, Jiliang Tang, and Caihua Shan. Revisiting the graph reasoning ability of large language models: Case studies in translation, connectivity and shortest path. *arXiv:2408.09529*, 2024.
- [EAA⁺24a] Mohammed Elhenawy, Ahmed Abdelhay, Taqwa I Alhadidi, Huthaifa I Ashqar, Shadi Jaradat, Ahmed Jaber, Sebastien Glaser, and Andry Rakotonirainy. Eyeballing combinatorial problems: A case study of using multimodal large language models to solve traveling salesman problems. *arXiv:2406.06865*, 2024.
- [EAA⁺24b] Mohammed Elhenawy, Ahmad Abutahoun, Taqwa I Alhadidi, Ahmed Jaber, Huthaifa I Ashqar, Shadi Jaradat, Ahmed Abdelhay, Sebastien Glaser, and Andry Rakotonirainy. Visual reasoning and multi-agent approach in multimodal large language models (mllms): Solving tsp and mtsp combinatorial challenges. *arXiv:2407.00092*, 2024.
- [FF56] Lester Randolph Ford and Delbert R Fulkerson. Maximal flow through a network. *Canadian Journal of Mathematics*, 8:399–404, 1956.
- [FHP23] Bahare Fatemi, Jonathan Halcrow, and Bryan Perozzi. Talk like a graph: Encoding graphs for large language models. *arXiv:2310.04560*, 2023.
- [FSJZ24] Hamed Firooz, Maziar Sanjabi, Wenlong Jiang, and Xiaoling Zhai. Lost-in-distance: Impact of contextual proximity on llm performance in graph tasks. *arXiv:2410.01985*, 2024.
- [FYH⁺24] Yifan Feng, Chengwu Yang, Xingliang Hou, Shaoyi Du, Shihui Ying, Zongze Wu, and Yue Gao. Beyond graphs: Can large language models comprehend hypergraphs? *arXiv:2410.10083*, 2024.

- [GDL⁺23] Jiayan Guo, Lun Du, Hengyu Liu, Mengyu Zhou, Xinyi He, and Shi Han. Gpt4Graph: Can large language models understand graph structured data? an empirical evaluation and benchmarking. *arXiv:2305.15066*, 2023.
- [GLG⁺24] Kanishk Gandhi, Denise Lee, Gabriel Grand, Muxin Liu, Winson Cheng, Archit Sharma, and Noah D Goodman. Stream of search (sos): Learning to search in language. *arXiv:2404.03683*, 2024.
- [HAPM22] Wenlong Huang, Pieter Abbeel, Deepak Pathak, and Igor Mordatch. Language models as zero-shot planners: Extracting actionable knowledge for embodied agents. In *ICML*, 2022.
- [HCM⁺24] Jie Huang, Xinyun Chen, Swaroop Mishra, Huaixiu Steven Zheng, Adams Wei Yu, Xinying Song, and Denny Zhou. Large language models cannot self-correct reasoning yet. In *ICLR*, 2024.
- [HLH⁺24] Yuwei Hu, Runlin Lei, Xinyi Huang, Zhewei Wei, and Yongchao Liu. Scalable and accurate graph reasoning with llm-based multi-agents. *arXiv:2410.05130*, 2024.
- [IDAT24] Zangir Iklassov, Yali Du, Farkhad Akimov, and Martin Takac. Self-guiding exploration for combinatorial problems. *arXiv:2405.17950*, 2024.
- [JLH⁺24] Bowen Jin, Gang Liu, Chi Han, Meng Jiang, Heng Ji, and Jiawei Han. Large language models on graphs: A comprehensive survey. *IEEE Transactions on Knowledge and Data Engineering*, 2024.
- [JWWZ24] Xia Jiang, Yaoxin Wu, Yuan Wang, and Yingqian Zhang. Unco: Towards unifying neural combinatorial optimization through large language model. *arXiv:2408.12214*, 2024.
- [Kru56] Joseph B Kruskal. On the shortest spanning subtree of a graph and the traveling salesman problem. *Proceedings of the American Mathematical Society*, 7(1):48–50, 1956.
- [Kuh55] Harold W Kuhn. The hungarian method for the assignment problem. *Naval Research Logistics Quarterly*, 2(1-2):83–97, 1955.
- [LCC⁺24a] Xin Li, Weize Chen, Qizhi Chu, Haopeng Li, Zhaojun Sun, Ran Li, Chen Qian, Yiwei Wei, Zhiyuan Liu, Chuan Shi, et al. Can large language models analyze graphs like professionals? a benchmark, datasets and models. In *NeurIPS*, 2024.
- [LCC⁺24b] Xin Li, Qizhi Chu, Yubin Chen, Yang Liu, Yaoqi Liu, Zekai Yu, Weize Chen, Chen Qian, Chuan Shi, and Cheng Yang. Graphteam: Facilitating large language model-based graph analysis via multi-agent collaboration. *arXiv:2410.18032*, 2024.
- [LSH⁺24] Zihan Luo, Xiran Song, Hong Huang, Jianxun Lian, Chenhao Zhang, Jinqi Jiang, Xing Xie, and Hai Jin. Graphinstruct: Empowering large language models with graph understanding and reasoning capability. *arXiv:2403.04483*, 2024.
- [LSM⁺24] Lucas Lehnert, Sainbayar Sukhbaatar, Paul McVay, Michael Rabbat, and Yuandong Tian. Beyond a*: Better planning with transformers via search dynamics bootstrapping. In *ICLR Workshop on Large Language Model (LLM) Agents*, 2024.

- [LW23] Chang Liu and Bo Wu. Evaluating large language models on graphs: Performance insights and comparative analysis. *arXiv:2308.11224*, 2023.
- [LWZ⁺24] Yuhan Li, Peisong Wang, Xiao Zhu, Aochuan Chen, Haiyun Jiang, Deng Cai, Victor Wai Kin Chan, and Jia Li. GIBench: A comprehensive benchmark for graph with large language models. *arXiv:2407.07457*, 2024.
- [LYL⁺23] Jiawei Liu, Cheng Yang, Zhiyuan Lu, Junze Chen, Yibo Li, Mengmei Zhang, Ting Bai, Yuan Fang, Lichao Sun, Philip S Yu, et al. Towards graph foundation models: A survey and beyond. *arXiv:2310.11829*, 2023.
- [MZA⁺22] Aman Madaan, Shuyan Zhou, Uri Alon, Yiming Yang, and Graham Neubig. Language models of code are few-shot commonsense learners. In *EMNLP*, 2022.
- [OHCL24] Sheng Ouyang, Yulan Hu, Ge Chen, and Yong Liu. Gundam: Aligning large language models with graph understanding. *arXiv:2409.20053*, 2024.
- [Pas14] Vangelis Th Paschos. *Applications of Combinatorial Optimization*. John Wiley & Sons, 2014.
- [PFZ⁺24] Bryan Perozzi, Bahare Fatemi, Dustin Zelle, Anton Tsitsulin, Mehran Kazemi, Rami Al-Rfou, and Jonathan Halcrow. Let your graph do the talking: Encoding structured data for LLMs. *arXiv:2402.05862*, 2024.
- [RTY⁺24] Xubin Ren, Jiabin Tang, Dawei Yin, Nitesh Chawla, and Chao Huang. A survey of large language models for graphs. In *KDD*, 2024.
- [SFH⁺24] Clayton Sanford, Bahare Fatemi, Ethan Hall, Anton Tsitsulin, Mehran Kazemi, Jonathan Halcrow, Bryan Perozzi, and Vahab Mirrokni. Understanding transformer reasoning capabilities via graph algorithms. *arXiv:2405.18512*, 2024.
- [SNV24] Konstantinos Skianis, Giannis Nikolentzos, and Michalis Vazirgiannis. Graph reasoning with large language models via pseudo-code prompting. *arXiv:2409.17906*, 2024.
- [TDS⁺19] Niket Tandon, Bhavana Dalvi, Keisuke Sakaguchi, Peter Clark, and Antoine Bosselut. WIQA: A dataset for “what if...” reasoning over procedural text. In *EMNLP*, 2019.
- [TZLL24a] Jianheng Tang, Qifan Zhang, Yuhan Li, and Jia Li. Grapharena: Benchmarking large language models on graph computational problems. *arXiv:2407.00379*, 2024.
- [TZLL24b] Jianheng Tang, Qifan Zhang, Yuhan Li, and Jia Li. Grapharena: Benchmarking large language models on graph computational problems. *arXiv:2407.00379*, 2024.
- [WCC⁺24] Qiming Wu, Zichen Chen, Will Corcoran, Misha Sra, and Ambuj K Singh. Grapheval2000: Benchmarking and improving large language models on graph datasets. *arXiv:2406.16176*, 2024.
- [WFH⁺24] Heng Wang, Shangbin Feng, Tianxing He, Zhaoxuan Tan, Xiaochuang Han, and Yulia Tsvetkov. Can language models solve graph problems in natural language? In *NeurIPS*, 2024.

- [WFJ⁺24] Yanbin Wei, Shuai Fu, Weisen Jiang, James T Kwok, and Yu Zhang. Gita: Graph to visual and textual integration for vision-language graph reasoning. *arXiv:2402.02130*, 2024.
- [WLY⁺24] Tianhao Wu, Janice Lan, Weizhe Yuan, Jiantao Jiao, Jason Weston, and Sainbayar Sukhbaatar. Thinking llms: General instruction following with thought generation. *arXiv:2410.10630*, 2024.
- [WWS⁺22] Jason Wei, Xuezhi Wang, Dale Schuurmans, Maarten Bosma, Fei Xia, Ed Chi, Quoc V Le, and Denny Zhou. Chain-of-thought prompting elicits reasoning in large language models. In *NeurIPS*, 2022.
- [WZCS24] Yiming Wang, Ziyang Zhang, Hanwei Chen, and Huayi Shen. Reasoning with large language models on graph tasks: The influence of temperature. In *ICCEA*, 2024.
- [YLWQ24] Zike Yuan, Ming Liu, Hui Wang, and Bing Qin. Gracore: Benchmarking graph comprehension and complex reasoning in large language models. *arXiv:2407.02936*, 2024.
- [YYZ⁺24] Shunyu Yao, Dian Yu, Jeffrey Zhao, Izhak Shafran, Tom Griffiths, Yuan Cao, and Karthik Narasimhan. Tree of thoughts: Deliberate problem solving with large language models. In *NeurIPS*, 2024.
- [ZDM⁺23] Dinghuai Zhang, Hanjun Dai, Nikolay Malkin, Aaron C Courville, Yoshua Bengio, and Ling Pan. Let the flows tell: Solving graph combinatorial problems with gflownets. In *NeurIPS*, 2023.
- [ZM24] Zhiqiang Zhong and Davide Mottin. Exploring graph structure comprehension ability of multimodal large language models: Case studies. *arXiv:2409.08864*, 2024.
- [ZWF⁺24] Yizhuo Zhang, Heng Wang, Shangbin Feng, Zhaoxuan Tan, Xiaochuang Han, Tianxing He, and Yulia Tsvetkov. Can llm graph reasoning generalize beyond pattern memorization? *arXiv:2406.15992*, 2024.
- [ZWMG22] Eric Zelikman, Yuhuai Wu, Jesse Mu, and Noah Goodman. Star: Bootstrapping reasoning with reasoning. In *NeurIPS*, 2022.
- [ZWZ⁺24] Zeyang Zhang, Xin Wang, Ziwei Zhang, Haoyang Li, Yijian Qin, and Wenwu Zhu. LLM4DyG: Can large language models solve spatial-temporal problems on dynamic graphs? In *KDD*, 2024.
- [ZZS⁺24] Chenyi Zi, Haihong Zhao, Xiangguo Sun, Yiqing Lin, Hong Cheng, and Jia Li. Prog: A graph prompt learning benchmark. *arXiv:2406.05346*, 2024.

Supplementary Material

Table of Contents

A Experiments Setting	20
A.1 Training Parameter	20
A.2 Inference Setting	21
A.3 Evaluation Dataset	21
B Methods for constructing action thoughts and state thoughts for GCO problem	23
B.1 Action thoughts generation methods	23
B.2 State thoughts generation methods	23
C Usual action thoughts and state thoughts for GCO problem	23
D Concrete Applications of Forward and Backward MTP Frameworks	25
D.1 A Forward MTP for the Connected Components Problem	25
D.2 A Backward MTP for the MIS Problem	26
E Automated Thought Dataset Generation Template	27
E.1 Outer Prompt	27
E.2 Inner Prompt	29
E.3 Example	31
F Detailed Case Studies of Thought Processes	32

A Experiments Setting

A.1 Training Parameter

Our framework is implemented based on LLaMA-Factory. We perform supervised fine-tuning (SFT) on the Meta-Llama-3-8B-Instruct model using LoRA adaptation. The training process is conducted on a NVIDIA H800 PCIe 80GB GPU with 30K instruction-following examples. Key hyperparameters include a cosine learning rate scheduler with initial value $8e-4$, 4 training epochs, and gradient accumulation over 8 steps. The complete configuration details are presented in Table 3.

We follow the dataset construction methodology described in the original STaR[ZWGM22] paper. Specifically, we first perform inference using either an untrained or partially trained model, then conduct rationalization on unsuccessful cases that failed to reach the optimal solution. After collecting these rationalized examples to construct the training dataset, we subsequently perform supervised fine-tuning (SFT) on the base model. For the base model, we consistently employ Llama-3-8B-Instruct with identical hyperparameter settings as listed in the configuration table3. The complete STaR process undergoes four iterative cycles to progressively enhance model performance.

Table 3: Training configurations.

Category	Setting
Model Configuration	
Base Model	Llama-3-8B-Instruct
Fine-tuning Method	LoRA
Hardware	a NVIDIA H800 PCIe 80GB GPU
Dataset Size	30,000 samples
Validation Split	10%
Max Sequence Length	3,000 tokens
Training Parameters	
Epochs	4
Learning Rate	8e-4
Batch Size (per device)	8
Gradient Accumulation Steps	8
Optimizer	AdamW
Learning Rate Scheduler	Cosine
Warmup Steps	0
Max Gradient Norm	1.0
LoRA Configuration	
LoRA Rank	8
LoRA Alpha	16
LoRA Dropout	0

A.2 Inference Setting

During the inference phase, we deployed the base untrained and trained model using the vllm framework. For comparative analysis, all baseline models except our custom-trained model and the original Meta-Llama-3-8B-Instruct model utilized API-based inference (including Deepseek-V3,⁴ gpt-4o-mini, llama-3.3-70b, mixtral-8x7b, QwQ-32B-Preview, and o1-mini⁵). To ensure reproducibility, we configured the temperature parameter to 0.1 for all models except o1-mini, which used a temperature of 1.0. Due to computational constraints, each model underwent single-pass inference for each test instance.

For Best-of-N(BoN) experiments investigating whether increased inference-time computation enhances model performance, we adjusted the batch size to 16 or 32 while maintaining a temperature setting of 1.0 to maximize response diversity.

A.3 Evaluation Dataset

We conduct evaluations using GraphArena’s original test datasets with preserved graph size definitions (“small” vs “large”) from their benchmark. The 10 tasks are categorized by time complexity and specified as follows:

⁴<https://api.deepseek.com>

⁵<https://api.pandalla.ai/>

- **Common Neighbor (Polynomial)**: For graph $\mathcal{G} = \{\mathcal{V}, \mathcal{E}\}$ and nodes v_1, v_2 , identify all $u \in \mathcal{V}$ connecting to both. Optimal solution maximizes $|S|$ where $S = \{u \mid (u, v_1), (u, v_2) \in \mathcal{E}\}$. **Neighbor** for short.
- **Shortest Distance (Polynomial)**: Find the path between v_1 and v_2 with minimal hops in \mathcal{G} . Optimality requires $\min \ell(p_{v_1 \rightarrow v_2})$. **Distance** for short.
- **Connected Component (Polynomial)**: Select representative nodes covering all components. Optimality demands full coverage ($|\mathcal{C}| = \text{total components}$). **Connected** for short.
- **Graph Diameter (Polynomial)**: Identify the longest shortest path. The optimal solution achieves $\max_{u,v} d(u, v)$. **Diameter** for short.
- **Maximum Clique Problem (NP-hard)**: A clique is a complete subgraph where every pair of distinct vertices is connected. The task requires identifying the largest subgraph $\mathcal{C} \subseteq \mathcal{V}$ in \mathcal{G} . A solution is optimal if no larger clique exists (i.e., $\nexists \mathcal{C}'$ where $|\mathcal{C}'| > |\mathcal{C}|$). **MCP** for short.
- **Maximum Independent Set (NP-hard)**: Select an independent set \mathcal{S} . Optimality requires identifying the maximum-size set of mutually non-adjacent nodes. **MIS** for short.
- **Minimum Vertex Cover (NP-hard)**: Determine a vertex cover \mathcal{S} . Optimal solution satisfies covering all edges with the minimum number of nodes. **MVC** for short.
- **Maximum Common Subgraph (NP-hard)**: Identify the largest node-induced subgraph \mathcal{S} common to both \mathcal{G} and \mathcal{H} where edge relationships are preserved, with optimality determined by maximizing $|V(\mathcal{S})|$. **MCS** for short.
- **Graph Edit Distance (NP-hard)**: Calculate minimal edit operations (node/edge changes) to align \mathcal{G} with \mathcal{H} . Optimal solution minimizes total edit cost. **GED** for short.
- **Traveling Salesman Problem (NP-hard)**: In a complete graph, find shortest Hamiltonian cycle. Optimal route minimizes $\sum w(e_i)$. **TSP** for short.

In alignment with the original study’s framework, we maintain the original node range definitions across task categories: (1) Neighbor/Distance tasks operate with small graphs (4-19 nodes) and large graphs (20-50 nodes); (2) Component/Diameter measurements alongside combinatorial problems (MCP/MIS/MVC) utilize small-scale graphs (4-14 nodes) contrasting with large-scale counterparts (15-30 nodes); (3) MCS/GED/TSP adhere to the established size parameters of small (4-9 nodes) versus large (10-20 nodes) instances. By employing the benchmark’s test datasets with unmodified size criteria, we preserve experimental continuity and facilitate meaningful cross-study comparisons.

To address more general graph-theoretic challenges and facilitate algorithmic processing, we systematically convert the input representations of these tasks into a unified and structured schema. Detailed descriptions of the input structures and task specifications for each problem are documented in Appendix F.

B Methods for constructing action thoughts and state thoughts for GCO problem

B.1 Action thoughts generation methods

For a GCO problem, there are mainly three classes of methods to construct action thought set A with heuristics.

- **Ordinary Generation Rule:** Foundational strategies (e.g., greedy selection, random sampling) provide baseline mechanisms for generating thoughts. These rule-based approaches offer broad applicability across diverse problem domains through their simplicity.
- **Simple Heuristic Thoughts:** Heuristics of GCO problems leverage structural properties of target problems to enhance operational efficiency. Such methods typically derive from simple reasoning conclusions of the problem.
- **Complex Heuristic Thoughts:** Complex heuristics involve a broader set of operational primitives, presenting two fundamental challenges. First, their intricate implementation mechanisms lack intuitive interpretability. Second, the expanded solution space necessitates consideration of diverse operational combinations. These characteristics hinder LLMs from effectively discerning the underlying principles learning such heuristics.
- **Mixed Heuristic Thoughts:** The former strategies possess distinct advantages, hybrid approaches demonstrate superior efficacy in specific problem contexts through strategic combination of complementary strategies.

B.2 State thoughts generation methods

In solving a GCO problem, maintaining instance state descriptions is essential for two reasons. First, the GCO instance evolves with each reasoning step, requiring the removal of redundant elements. Second, explicitly tracking instance states prevents hallucinations in LLMs. The following state thought generation methods are defined.

- **Instance Description:** Recording the current GCO instance information forms the foundational state representation. For example describe the node set V and edge set E of a graph G .
- **Instance Simplification:** Pruning redundant elements after every reasoning step. For example, in maximum independent set (MIS) problems, removing all neighbors of the current MIS set from the graph G .
- **Instance Reduction:** Transforming instances into equivalent problem. For instance, solving MIS of G can be reduced to finding minimum vertex cover (MVC) of G 's complement graph \bar{G} .
- **Solution Description:** The solution information not only emphasizes the importance of the solution but also shows the changes of the solution. This prompts the LLM to explicitly track how selected actions influence the current solution.
- **Solving flag:** Formal stopping criteria marking solution completion through state indicators.

C Usual action thoughts and state thoughts for GCO problem

In graph optimization problems, the fundamental heuristic operations primarily comprise four canonical primitives: node addition, node deletion, edge addition, and edge deletion. Formally, let \mathbb{A} denote the action thought space for graph optimization, which includes the following actions:

- Add Nodes Based on the Given Optimal Solution (a_1): Add one or more nodes to the current solution set based on the given optimal solution.
- Add Nodes Based on Rules (a_2): Add one or more nodes to the current solution set using rules such as greedy or random selection.
- Add Nodes Based on Simple Prior Knowledge (a_3): Add one or more nodes to the current solution set using simple prior knowledge.
- Add Nodes Based on Complex Prior Knowledge (a_4): Add one or more nodes to the current solution set using complex prior knowledge.
- Remove Nodes Based on the Given Optimal Solution (a_5): Remove one or more nodes from the current solution set based on the given optimal solution.
- Remove Nodes Based on Rules (a_6): Remove one or more nodes from the current solution set using rules such as greedy or random selection.
- Remove Nodes Based on Simple Prior Knowledge (a_7): Remove one or more nodes from the current solution set using simple prior knowledge.
- Remove Nodes Based on Complex Prior Knowledge (a_8): Remove one or more nodes from the current solution set using complex prior knowledge.
- Add Edges Based on the Given Optimal Solution (a_9): Add one or more edges to the current solution set based on the given optimal solution.
- Add Edges Based on Rules (a_{10}): Add one or more edges to the current solution set using rules such as greedy or random selection.
- Add Edges Based on Simple Prior Knowledge (a_{11}): Add one or more edges to the current solution set using simple prior knowledge.
- Add Edges Based on Complex Prior Knowledge (a_{12}): Add one or more edges to the current solution set using complex prior knowledge.
- Remove Edges Based on the Given Optimal Solution (a_{13}): Remove one or more edges from the current solution set based on the given optimal solution.
- Remove Edges Based on Rules (a_{14}): Remove one or more edges from the current solution set using rules such as greedy or random selection.
- Remove Edges Based on Simple Prior Knowledge (a_{15}): Remove one or more edges from the current solution set using simple prior knowledge.
- Remove Edges Based on Complex Prior Knowledge (a_{16}): Remove one or more edges from the current solution set using complex prior knowledge.

The fundamental state thought space \mathbb{S} for graph optimization problems is defined through node and edge set representations. Formally, the canonical state components are structured as follows:

- Solving State (s_1): Describes the solving state to determine whether the process is complete.

- Add Nodes to the Graph (s_2): Describes the operation of adding nodes to the original graph for subsequent solving.
- Remove Nodes from the Graph (s_3): Describes the operation of removing nodes from the original graph for subsequent solving.
- Add Edges to the Graph (s_4): Describes the operation of adding edges to the original graph for subsequent solving.
- Remove Edges from the Graph (s_5): Describes the operation of removing edges from the original graph for subsequent solving.
- Graph Node Set (s_6): Describes the set of all nodes or partial nodes in the original graph.
- Graph Edge Set (s_7): Describes the set of all edges or partial edges in the original graph.
- Current Solution Set (s_8): Describes the set of elements in the current solution.
- Final Solution Set (s_9): Describes the set of elements in the final solution.

D Concrete Applications of Forward and Backward MTP Frameworks

D.1 A Forward MTP for the Connected Components Problem

The Connected Components (CC) problem requires identifying all maximally connected subgraphs in an undirected graph G . Formally, given $G = (V, E)$, the goal is to partition V into disjoint subsets $\{C_1, \dots, C_k\}$ where each C_i forms a connected subgraph.

Action Thought Generation Methods:

- **A simple heuristic thought: Breadth-First Search (BFS)**, systematically explores node neighborhoods through queue-based traversal (lines 1 and 6 of Algorithm 3).
- **An ordinary generation rule: Random Selection**, chooses initial nodes for BFS through random sampling (line 3 of Algorithm 2).

These action thoughts in the three lines constitute the set A .

State Thought Generation Methods:

- **Instance Simplification**: Add an unvisited node to the queue of nodes to be visited (line 11 of Algorithm 3).
- **Solution Description**: Current connected component being explored (line 14 of Algorithm 3, line 9 of Algorithm 2).
- **Solving Flag**: Indicator for algorithm completion (line 16 of Algorithm 3).

These state thoughts in the four lines constitute the set S .

A forward MTP for CC is shown as follows. $\text{RandomSelect}(G)$ select randomly a node u of G .

In BFS, the queue L stores nodes awaiting visitation, while set C maintains all visited nodes. When $L \neq \emptyset$, the algorithm selects a node v of L to visit, then adds v 's unvisited neighbors to L . $\text{PopFrom}(L)$ pops the first node of L . $\text{Neighbor}(G, v)$ returns all neighbor node of v in G . $\text{AddTo}(w, L)$ appends w to the end of L .

Algorithm 2 A Thoughts Template for Connected Component Problem

Require: Graph $G = (V, E)$

```
1:  $CC \leftarrow \emptyset;$  ▷ Initialize connected components
2: while  $V \neq \emptyset$  do
3:   Action: choose a node for BFS randomly;
4:    $u \leftarrow \text{RandomSelect}(G);$  ▷ Random node selection
5:    $C_u \leftarrow \text{BFS}(G, u);$  ▷ Component discovery
6:    $CC \leftarrow CC \cup \{C_u\};$ 
7:    $V \leftarrow V \setminus C_u;$  ▷ Graph simplification
8: end while
9: State: describe connected components in  $CC;$ 
10: return  $CC;$ 
```

Algorithm 3 Breadth-First Search(G, u)

Require: Graph G , start node u **Ensure:** Connected component C

```
1: Action: Start BFS at node  $u$  of  $G;$ 
2:  $L \leftarrow \{u\};$  ▷ Nodes waiting to be visited
3:  $C \leftarrow \emptyset;$  ▷ Visited nodes
4: while  $L \neq \emptyset$  do
5:    $v \leftarrow \text{PopFrom}(L);$  ▷ Select unvisited node
6:   Action: add  $v$  to the current component;
7:    $C \leftarrow C \cup \{v\};$ 
8:   for  $w \in \text{Neighbor}(G, v)$  do
9:     if  $w \notin C \wedge w \notin L$  then ▷ Record unvisited nodes
10:       $\text{AddTo}(w, L);$ 
11:      State: add an unvisited neighbor  $w$  to  $L;$ 
12:     end if
13:   end for
14:   State: show the current visited nodes  $C;$ 
15: end while
16: State: finished, show the connected component  $C;$ 
17: return  $C;$ 
```

D.2 A Backward MTP for the MIS Problem

The MIS problem identifies the largest subset of non-adjacent nodes. The AddOne thought comprises two specialized operations:

- **AddOne: Add Isolated Nodes**, immediately incorporates all isolated nodes into the current solution MIS (line 4 of Algorithm 4).
- **AddOne: Add Optimal Nodes**, selectively integrates one node from solver outputs into the current solution MIS (line 6 of Algorithm 4).

The first action atomically adds all isolated nodes to the current solution because all isolated nodes

belong to the optimal MIS solution. These action thoughts in the two lines constitute the set A .

State Thought Generation Methods:

- **Instance Description:** Graph G 's current structure (line 13 of Algorithm 4)
- **Instance Simplification:** Graph simplification operations (line 10 of Algorithm 4)
- **Solution Description:** Current/final solution candidates (lines 9 & 15 of Algorithm 4)
- **Solving Flag:** Termination conditions (line 15 of Algorithm 4)

These state thoughts in the four lines constitute the set S .

A backward MTP for MIS is shown as follows. An integer programming model of MIS problem is put into Gurobi, which serves as an optimal solution solver. $\text{Isolated}(G)$ returns all nodes of G without neighbors.

Algorithm 4 A Thought Template for MIS

Require: Graph $G = (V, E)$, a mis solver \mathcal{X} .

1: $OPT \leftarrow \mathcal{X}(G);$	▷ Compute optimal MIS
2: $MIS \leftarrow \emptyset;$	▷ Initialize solution
3: while $V \neq \emptyset$ do	
4: Action: add all isolated nodes to MIS ;	
5: $MIS \leftarrow MIS \cup \text{Isolated}(G);$	▷ Add all isolated nodes
6: Action: add one node of OPT to MIS ;	
7: $u \leftarrow \text{AddOne}(OPT);$	▷ Add optimal node
8: $MIS \leftarrow MIS \cup \{u\};$	
9: State: describe the current MIS ;	
10: State: delete all neighbors of u in G ;	
11: $V \leftarrow V \setminus (\text{Isolated}(G) \cup \text{Neighbor}(G, u) \cup \{u\});$	▷ Remove useless nodes
12: $OPT \leftarrow OPT \setminus MIS;$	
13: State: describe the current G ;	
14: end while	
15: State: finished, describe the solution MIS ;	
16: return MIS .	

E Automated Thought Dataset Generation Template

E.1 Outer Prompt

You are a professional mathematician and computer scientist. I am working on solving a graph theory problem called {TASK NAME}. {TASK DESCRIPTION} I want to reconstruct the steps involved in solving this graph theory problem starting from the optimal solution. Please help me construct a subset of combinations of states and actions from the following state thought space and action thought space, so that the algorithm using this subset can clearly and step-by-step output the optimal reasoning process for solving {task.task_full_name} in

textual form. Please do not use any third-party libraries or known algorithms to simply obtain the final answer. What we need is the reasoning process for solving the problem in as much detail as possible.

The states describe the transformations and intermediate stages of the graph during the solution process. Each element in the state thought space is defined and explained as follows:

1. Solving State: Describes the solving state to determine whether the process is complete.
2. Add Nodes to the Graph: Describes the operation of adding nodes to the original graph for subsequent solving.
3. Remove Nodes from the Graph: Describes the operation of removing nodes from the original graph for subsequent solving.
4. Add Edges to the Graph: Describes the operation of adding edges to the original graph for subsequent solving.
5. Remove Edges from the Graph: Describes the operation of removing edges from the original graph for subsequent solving.
6. Graph Node Set: Describes the set of all nodes or partial nodes in the original graph.
7. Graph Edge Set: Describes the set of all edges or partial edges in the original graph.
8. Current Solution Set: Describes the set of elements in the current solution.
9. Final Solution Set: Describes the set of elements in the final solution.

The actions represent operations performed on the solution set. Each element in the action thought space is defined and explained as follows:

1. Add Nodes Based on the Given Optimal Solution: Add one or more nodes to the current solution set based on the given optimal solution.
2. Add Nodes Based on Rules: Add one or more nodes to the current solution set using rules such as greedy or random selection.
3. Add Nodes Based on Simple Prior Knowledge: Add one or more nodes to the current solution set using simple prior knowledge.
4. Add Nodes Based on Complex Prior Knowledge: Add one or more nodes to the current solution set using complex prior knowledge.
5. Remove Nodes Based on the Given Optimal Solution: Remove one or more nodes from the current solution set based on the given optimal solution.
6. Remove Nodes Based on Rules: Remove one or more nodes from the current solution set using rules such as greedy or random selection.
7. Remove Nodes Based on Simple Prior Knowledge: Remove one or more nodes from the current solution set using simple prior knowledge.
8. Remove Nodes Based on Complex Prior Knowledge: Remove one or more nodes from the current solution set using complex prior knowledge.
9. Add Edges Based on the Given Optimal Solution: Add one or more edges to the current solution set based on the given optimal solution.
10. Add Edges Based on Rules: Add one or more edges to the current solution set using rules such as greedy or random selection.
11. Add Edges Based on Simple Prior Knowledge: Add one or more edges to the current solution set using simple prior knowledge.
12. Add Edges Based on Complex Prior Knowledge: Add one or more edges to the current solution set using complex prior knowledge.
13. Remove Edges Based on the Given Optimal Solution: Remove one or more edges from the current solution set based on the given optimal solution.
14. Remove Edges Based on Rules: Remove one or more edges from the current solution set using rules such as greedy or random selection.
15. Remove Edges Based on Simple Prior Knowledge: Remove one or more edges from the current solution set using simple prior knowledge.
16. Remove Edges Based on Complex Prior Knowledge: Remove one or more edges from the current solution set using complex prior knowledge.

Here, I'll give you two examples about what to output:

Example 1:

```
{
  "input": "In an undirected graph, (i,j) means that node i and node j are
connected with an undirected edge. I'll give an instance of a graph, please
help me find the maximum independent set in the graph and list the steps and
results for each iteration. The Maximum Independent Set problem is an
optimization problem in graph theory that aims to identify the largest set of
vertices in a graph, where no two vertices in the set are adjacent."
  "output": {"Solving State": "Determine whether the current graph is an empty
graph.", "Add Nodes Based on Simple Prior Knowledge": "Add isolated nodes:
[].", "Add Nodes Based on the Given Optimal Solution": "Add the most
appropriate node: [].", "Remove Nodes from the Graph": "Remove the neighboring
nodes of the node: [].", "Graph Node Set": "The remaining nodes of the graph
are: [].", "Current Solution Set": "The current Independent Set is: [].", "
Final Solution Set": "The maximum independent set is []."}
}
```

Example 2:

```
{
  "input": "In an undirected graph, (i,j) means that node i and node j are
connected with an undirected edge. I'll give an instance of a graph and two
nodes, please help me find the common neighbor nodes of the given two nodes in
the graph."
  "output": {"Graph Node Set": "The neighboring nodes of the node <chosen node
1>: [].", "Graph Node Set": "The neighboring nodes of the node <chosen node 2>:
[].", "Final Solution Set": "The common neighbor nodes of the two nodes are:
[]."}
}
```

Please provide the state and action combinations along with their descriptions for {TASK NAME} based on the format of "output" above. {TASK DESCRIPTION} Do not provide any explanations or descriptions related to "output" and there is no need to provide any examples. Since the nodes and edges of the original graph will be provided in the input, in order to keep the output inference text brief, please avoid choosing Graph Node Set and Graph Edge Set to describe the original graph unless necessary.

E.2 Inner Prompt

You are a professional mathematician and computer science expert. I am working on solving a graph theory problem called {task.task_full_name}. {task.task_description()} I would like to reconstruct the steps involved in solving this graph theory problem starting from the optimal solution. Please help me build a Python function using all the provided combinations of states and actions, so that this function can return the reasoning steps to solve the problem. Please do not use any third-party libraries or known algorithms to simply obtain the final answer. What we need is the reasoning process for solving the problem in as much detail as possible.

Here is two examples:

Example 1:

```
{
  "input": "In an undirected graph, (i,j) means that node i and node j are
connected with an undirected edge. I'll give an instance of a graph, please
help me find the maximum independent set in the graph and list the steps and
results for each iteration. The Maximum Independent Set problem is an
```

```

optimization problem in graph theory that aims to identify the largest set of
vertices in a graph, where no two vertices in the set are adjacent. Here's the
combination of states and actions constructed from expert: {"Solving State":
"Determine whether the current graph is an empty graph.", "Add Nodes Based on
Simple Prior Knowledge": "Add isolated nodes: [].", "Add Nodes Based on the
Given Optimal Solution": "Add the most appropriate node: [].", "Remove Nodes
from the Graph": "Remove the neighboring nodes of the node: [].", "Graph Node
Set": "The remaining nodes of the graph are: [].", "Current Solution Set": "The
current Independent Set is: [].", "Final Solution Set": "The maximum
independent set is []."}}
"output": '''python
def mis_optimal_trace(G_: nx.Graph, optimal_solution: List[int]) -> Tuple[str,
List[int]]:
    G = G_.copy()
    s = ""
    mis = optimal_solution.copy()
    I = []
    while G: # Solving State
        Isopnts = [u for u in G if len(list(G.neighbors(u))) == 0]
        I.extend(Isopnts)
        s += f"Add isolated nodes: {{list(set(Isopnts))}}.\n" # Add Nodes Based
on Simple Prior Knowledge
        G.remove_nodes_from(Isopnts)
        if not G:
            s += f"The remaining nodes of the graph are: {{list(G.nodes)}}.\n" #
Graph Node Set
            break

        mis = [elem for elem in mis if elem not in I]
        chosen_node = random.choice(mis)
        I.append(chosen_node)
        s += f"Add the most appropriate node: {{chosen_node}}.\n" # Add Nodes
Based on the Given Optimal Solution
        s += f"Remove the neighboring nodes of the node {{chosen_node}}: {{list(G.
neighbors(chosen_node))}}.\n" # Remove Nodes from the Graph

        G.remove_nodes_from(list(G.neighbors(chosen_node)))
        G.remove_node(chosen_node)
        s += f"The remaining nodes of the graph are: {{list(G.nodes)}}.\n" #
Graph Node Set
        s += f"The current Independent Set is: {{I}}.\n" # Current Solution Set

    s += "Finished!\n"
    s += f'The maximum independent set is {{mis}}.' # Final Solution Set
    return s, I
'''
}
Example 2:
{
"input": "In an undirected graph, (i,j) means that node i and node j are
connected with an undirected edge. I'll give an instance of a graph and two
nodes, please help me find the common neighbor nodes of the given two nodes in
the graph. Here's the combination of states and actions constructed from expert
: {"Graph Node Set": "The neighboring nodes of the node <chosen node 1>: [].",
"Graph Node Set": "The neighboring nodes of the node <chosen node 2>: [].", "
Final Solution Set": "The common neighbor nodes of the two nodes are: []."}}

```

```

"output": '''python
def neighbor_optimal_trace(G_: nx.Graph, chosen_nodes: List[int], optimal_solution
: List[int]) -> Tuple[str, List[int]]:
    G = G_.copy()
    s = ""
    neighbor_node_1 = list(G.neighbors(chosen_nodes[0]))
    neighbor_node_2 = list(G.neighbors(chosen_nodes[1]))
    common_neighbor_nodes = list(set(neighbor_node_1) & set(neighbor_node_2))
    s += f"The neighboring nodes of the node {{chosen_nodes[0]}}: {{
neighbor_node_1}}.\n" # Graph Node Set
    s += f"The neighboring nodes of the node {{chosen_nodes[1]}}: {{
neighbor_node_2}}.\n" # Graph Node Set
    s += f"The common neighbor nodes of the two nodes are: {{common_neighbor_nodes
}}.\n" # Final Solution Set
    return s, common_neighbor_nodes
'''
}
Here's the input: "{TASK DESCRIPTION} Here's the combination of states and actions
constructed from expert: {OUTER RESPONSE}."
Please provide the python code of solution for {TASK NAME} based on the format of
"output" above. Do not provide any explanations or descriptions related to "
output," and there is no need to provide any examples. Please use all the
provided states and actions set to construct the function. Here's the function
definition header: "{TASK FUNCTION HEADER}". Please construct the optimal
Python code to solve the problem. Ensure the code is correct, the reasoning
steps are complete, and the code is highly readable, while minimizing the
length of the reasoning text as much as possible. And you must concatenate '{
TASK OUTPUT FORMAT}' at the end of your code, where <final answer> is a python
list. Do not modify, add, or delete any words or symbols in the statement, and
do not change case.

```

E.3 Example

Here, we use the Minimum Vertex Cover problem as an example to demonstrate the Outer output and Inner output generated using the above-mentioned template. The problem description is as follows.

```

In an undirected graph, (i,j) means that node i and node j are connected with an
undirected edge. I'll give an instance of a graph, please help me find the
minimum vertex cover in the graph and list the steps and results for each
iteration. The Minimum Vertex Cover problem is an optimization problem in graph
theory that aims to find the smallest set of vertices in a graph such that
every edge in the graph is incident to at least one vertex in the set.

```

Outer Output

```

{'Solving State': 'Determine whether the current graph is an empty graph.', 'Add
Nodes Based on Simple Prior Knowledge': 'Add nodes with the highest degree:
[].', 'Add Nodes Based on the Given Optimal Solution': 'Add the most
appropriate node: [].', 'Remove Nodes from the Graph': 'Remove the selected
node and its incident edges: [].', 'Graph Node Set': 'The remaining nodes of
the graph are: [].', 'Graph Edge Set': 'The remaining edges of the graph are:
[].', 'Current Solution Set': 'The current Vertex Cover is: [].', 'Final
Solution Set': 'The minimum vertex cover is [].'}

```

Inner Output

```
def mvc_optimal_trace(G_: nx.Graph, optimal_solution: List[int]) -> str:
    G = G_.copy()
    s = ""
    mvc = optimal_solution.copy()
    C = []
    while G: # Solving State
        if not G.edges:
            s += "The graph is empty.\n"
            break

        # Add Nodes Based on Simple Prior Knowledge
        degrees = dict(G.degree())
        max_degree_node = max(degrees, key=degrees.get)
        C.append(max_degree_node)
        s += f"Add nodes with the highest degree: {max_degree_node}.\n"

        # Remove Nodes from the Graph
        neighbors = list(G.neighbors(max_degree_node))
        G.remove_node(max_degree_node)
        s += f"Remove the selected node and its incident edges: {max_degree_node
}. \n"

        # Graph Node Set and Edge Set
        s += f"The remaining nodes of the graph are: {list(G.nodes)}.\n"
        s += f"The remaining edges of the graph are: {list(G.edges)}.\n"

        # Current Solution Set
        s += f"The current Vertex Cover is: {C}.\n"

    s += "Finished!\n"
    s += f'The minimum vertex cover is {mvc}.' # Final Solution Set
    return s
```

F Detailed Case Studies of Thought Processes

In this section, we present ten concrete task examples accompanied by their corresponding reasoning thoughts to systematically demonstrate the thought construction methodology.

Table 4: An example of the Connected Component task.

Task Description

In an undirected graph, (i,j) means that node i and node j are connected with an undirected edge. I'll give an instance of a graph, and the task is to identify one representative node from each connected component within the graph.

Input

The graph has 7 nodes. The nodes are numbered from 0 to 6, and the edges are: $[(0, 3), (2, 6), (3, 4), (4, 6)]$.

Output

Choose node 0 as the start point of the current connectivity component.

Add node 0 into the connected component list.

Add the unvisited neighboring nodes of the node 0 into the search queue: [3].

Add node 3 into the connected component list.

Add the unvisited neighboring nodes of the node 3 into the search queue: [4].

Add node 4 into the connected component list.

Add the unvisited neighboring nodes of the node 4 into the search queue: [6].

The current connected component is: [0, 3, 4].

Add node 6 into the connected component list.

Add the unvisited neighboring nodes of the node 6 into the search queue: [2].

Add node 2 into the connected component list.

Add the unvisited neighboring nodes of the node 2 into the search queue: [].

Finished!

Connected component 1: Nodes = [0, 3, 4, 6, 2], Representative node = 0.

Choose node 1 as the start point of the current connectivity component.

Add node 1 into the connected component list.

Add the unvisited neighboring nodes of the node 1 into the search queue: [].

Finished!

Connected component 2: Nodes = [1], Representative node = 1.

Choose node 5 as the start point of the current connectivity component.

Add node 5 into the connected component list.

Add the unvisited neighboring nodes of the node 5 into the search queue: [].

Finished!

Connected component 3: Nodes = [5], Representative node = 5.

The representative nodes for each connected component are: [0, 1, 5].

Table 5: An example of the Shortest Distance task.

Task Description

In an undirected graph, (i,j) means that node i and node j are connected with an undirected edge. I'll give an instance of a graph, please help me find the shortest path between two nodes in the graph and list the steps and results for each iteration. The shortest path between two nodes is defined as the path with the fewest edges that connect the source node to the target node. If no path exists, output an empty path.

Input

The graph has 9 nodes. The nodes are numbered from 0 to 8, and the edges are: [(0, 7), (0, 8), (1, 3), (1, 8), (2, 6), (3, 6), (4, 8), (6, 7), (7, 8)]. The source node is 4, and the target node is 3.

Output

Current path: [4], the neighboring nodes of the node 4: [8].

Current path: [4, 8], the neighboring nodes of the node 8: [0, 1, 4, 7].

Current path: [4, 8, 0], the neighboring nodes of the node 0: [7, 8].

Current path: [4, 8, 1], the neighboring nodes of the node 1: [3, 8].

Found the target node 3.

The shortest path is [4, 8, 1, 3].

Table 6: An example of the Common Neighbor task.

Task Description

In an undirected graph, (i,j) means that node i and node j are connected with an undirected edge. I'll give an instance of a graph and two nodes, please help me find the common neighbor nodes of the given two nodes in the graph.

Input

The graph has 10 nodes. The nodes are numbered from 0 to 9, and the edges are: [(0, 1), (0, 3), (0, 5), (0, 7), (0, 8), (1, 3), (1, 6), (1, 7), (1, 8), (1, 9), (2, 3), (2, 4), (2, 7), (2, 8), (2, 9), (3, 5), (3, 6), (3, 7), (3, 9), (4, 7), (4, 9), (5, 6), (5, 8), (6, 8), (6, 9), (7, 8), (7, 9), (8, 9)]. The given nodes are [7, 3].

Output

The neighboring nodes of the node 7: [0, 1, 2, 3, 4, 8, 9].

The neighboring nodes of the node 3: [0, 1, 2, 5, 6, 7, 9].

The common neighbor nodes of the two nodes are: [0, 1, 2, 9].

Table 7: An example of the Minimum Vertex Cover task.

Task Description

In an undirected graph, (i,j) means that node i and node j are connected with an undirected edge. I'll give an instance of a graph, please help me find the minimum vertex cover in the graph and list the steps and results for each iteration. The Minimum Vertex Cover problem is an optimization problem in graph theory that aims to find the smallest set of vertices in a graph such that every edge in the graph is incident to at least one vertex in the set.

Input

The graph has 10 nodes. The nodes are numbered from 0 to 9, and the edges are: $[(1, 5), (1, 6), (2, 7)]$.

Output

Remove isolated nodes: $[0, 3, 4, 8, 9]$.

Add the most appropriate node: 1.

The current Vertex Cover is: $[1]$.

Remove the edges of node 1: $[(1, 5), (1, 6)]$.

Remove isolated nodes: $[1, 5, 6]$.

Add the most appropriate node: 2.

The current Vertex Cover is: $[1, 2]$.

Remove the edges of node 2: $[(2, 7)]$.

Remove isolated nodes: $[2, 7]$.

There is no edge left in the graph.

Finished!

The minimum vertex cover is $[1, 2]$.

Table 8: An example of the Maximum Independent Set task.

Task Description

In an undirected graph, (i,j) means that node i and node j are connected with an undirected edge. I'll give an instance of a graph, please help me find the maximum independent set in the graph and list the steps and results for each iteration. The Maximum Independent Set problem is an optimization problem in graph theory that aims to identify the largest set of vertices in a graph, where no two vertices in the set are adjacent.

Input

The graph has 8 nodes. The nodes are numbered from 0 to 7, and the edges are: $[(3, 4), (5, 6)]$.

Output

Add isolated nodes: $[0, 1, 2, 7]$.

Add the most appropriate node: 3 .

The current Independent Set is: $[0, 1, 2, 7, 3]$.

Remove the neighboring nodes of the node 3 : $[4]$.

The remaining nodes of the graph are: $[5, 6]$.

Add isolated nodes: $[]$.

Add the most appropriate node: 5 .

The current Independent Set is: $[0, 1, 2, 7, 3, 5]$.

Remove the neighboring nodes of the node 5 : $[6]$.

The remaining nodes of the graph are: $[]$.

Finished!

The maximum independent set is $[0, 1, 2, 7, 3, 5]$.

Table 9: An example of the Graph Diameter task.

Task Description

In an undirected graph, (i,j) means that node i and node j are connected with an undirected edge. I'll give an instance of a graph, please help me find the diameter of the graph and list the steps and results for each iteration. The diameter of a graph is the longest shortest path between any two nodes in the graph.

Input

The graph has 10 nodes. The nodes are numbered from 0 to 9, and the edges are: [(0, 1), (0, 9), (1, 3), (2, 3), (3, 4), (3, 6), (4, 6), (5, 9), (6, 8), (7, 8)].

Output

Choose the most appropriate node as source node of the diameter path: 7.

Calculating the longest path among all the shortest paths from the graph and source node 7.

The neighboring nodes of the node 7: [8].

Update the shortest path from source node to node [8] with distance 1.

The neighboring nodes of the node 8: [6, 7].

Update the shortest path from source node to node [6] with distance 2.

The neighboring nodes of the node 6: [3, 4, 8].

Update the shortest path from source node to node [3, 4] with distance 3.

The neighboring nodes of the node 3: [1, 2, 4, 6].

Update the shortest path from source node to node [1, 2] with distance 4.

The neighboring nodes of the node 1: [0, 3].

Update the shortest path from source node to node [0] with distance 5.

The neighboring nodes of the node 0: [1, 9].

Update the shortest path from source node to node [9] with distance 6.

The neighboring nodes of the node 9: [0, 5].

Update the shortest path from source node to node [5] with distance 7.

The farthest target from the source 7 is node 5 with distance 7.

The diameter path is [7, 8, 6, 3, 1, 0, 9, 5].

Table 10: An example of the Maximum Clique Problem task.

Task Description

In an undirected graph, (i,j) means that node i and node j are connected with an undirected edge. I'll give an instance of a graph, please help me find the maximum clique in the graph and list the steps and results for each iteration. The Maximum Clique Problem is an optimization problem in graph theory that aims to identify the largest set of vertices in a graph, where every two vertices in the set are adjacent.

Input

The graph has 9 nodes. The nodes are numbered from 0 to 8, and the edges are: $[(2, 8), (3, 6), (4, 5), (5, 7)]$.

Output

Add the most appropriate node: 8.

The current clique is: [8].

The common neighbors of nodes in the current clique are: [2].

Add the most appropriate node: 2.

The current clique is: [8, 2].

Finished!

The maximum clique is [8, 2].

Table 11: An example of the Traveling Salesman Problem task.

Task Description

In an undirected graph, (i,j,k) means that node i and node j are connected with an undirected edge with weight k . I'll give an instance of a graph, please help me find the solution of the TSP problem in the given graph and list the steps and results for each iteration. The Traveling Salesman Problem (TSP) is a classic combinatorial optimization problem where, given a set of cities(nodes), the goal is to find the shortest possible route that visits each city(node) exactly once and returns to the starting city(node). For each iteration, please select the most appropriate node considering its distance from the previous node and its influence of total travel distance.

Input

The graph has 7 nodes. The nodes are numbered from 0 to 6, and the edges are: $[(0, 1, 8309), (0, 2, 3986), (0, 3, 2254), (0, 4, 1983), (0, 5, 396), (0, 6, 2655), (1, 2, 1416), (1, 3, 9346), (1, 4, 3061), (1, 5, 3220), (1, 6, 7309), (2, 3, 8945), (2, 4, 6117), (2, 5, 9132), (2, 6, 4310), (3, 4, 7830), (3, 5, 1095), (3, 6, 3040), (4, 5, 9538), (4, 6, 6771), (5, 6, 1899)]$.

Output

Choose starting node: 0.
Choose node 4 after node 0 with weight 1983.
The current subtour is $[0, 4]$.
Choose node 1 after node 4 with weight 8309.
The current subtour is $[0, 4, 1]$.
Choose node 2 after node 1 with weight 6117.
The current subtour is $[0, 4, 1, 2]$.
Choose node 6 after node 2 with weight 7309.
The current subtour is $[0, 4, 1, 2, 6]$.
Choose node 3 after node 6 with weight 8945.
The current subtour is $[0, 4, 1, 2, 6, 3]$.
Choose node 5 after node 3 with weight 1899.
The current subtour is $[0, 4, 1, 2, 6, 3, 5]$.
Choose node 0 after node 5 with weight 2254.
The current subtour is $[0, 4, 1, 2, 6, 3, 5, 0]$.
Finished!
The optimal solution of TSP is: $[0, 4, 1, 2, 6, 3, 5, 0]$.

Table 12: An example of the Maximum Common Subgraph task.

Task Description

In an undirected graph, (i,j) means that node i and node j are connected with an undirected edge, we call i and j are neighbors. Please find the maximum common subgraph of two graphs and list the steps and results for each iteration. The maximum common subgraph problem is defined as follows: given two graphs G and H , the task is to find a maximum subgraph sub_g of G and a subgraph sub_h of H such that sub_g and sub_h are isomorphic. That means some nodes of G and H should be put in the nodes lists sub_g_nodes and sub_h_nodes respectively satisfying the following 3 simple requirements. Firstly, sub_g_nodes and sub_h_nodes has the equal length. Secondly, any two nodes in sub_g_nodes or sub_h_nodes are different. Thirdly, for any available indices i and j , if $(sub_g_nodes[i], sub_g_nodes[j])$ is an edge of G , then $(sub_h_nodes[i], sub_h_nodes[j])$ must be also an edge of H , and vice versa. The objective is to maximize the length of sub_g_nodes . For each iteration, please choose a node u of G and another node v of H such that the indices of u 's neighbors in sub_g_nodes must be same to the indices of v 's neighbors in sub_h_nodes .

Input

The graph G has 5 nodes, the nodes are numbered from 0 to 4, and the edges are: $[(0, 4), (1, 2), (1, 3), (1, 4), (3, 4)]$. The graph H has 5 nodes, the nodes are numbered from 0 to 4, and the edges are: $[(0, 1), (0, 2), (0, 3), (1, 2), (1, 3), (1, 4), (2, 4)]$.

Output

Choose node 0 of G , and node 3 of H that has a similar neighborhood structure.

The current nodes lists of subgraphs are: $[0], [3]$.

In sub_g_nodes , node 1 does not connect any node.

In sub_h_nodes , node 2 does not connect any node.

So choose node 1 of G , and node 2 of H as indices of their individual neighbors in the corresponding nodes lists are the same.

The current nodes lists of subgraphs are: $[0, 1], [3, 2]$.

In sub_g_nodes , node 3 connects nodes of indices $[1]$ which are $[1]$ in G , and does not connect nodes of indices $[0]$ which are $[0]$ in G .

In sub_h_nodes , node 4 connects nodes of indices $[1]$ which are $[2]$ in H , and does not connect nodes of indices $[0]$ which are $[3]$ in H .

So choose node 3 of G , and node 4 of H as indices of their individual neighbors in the corresponding nodes lists are the same.

The current nodes lists of subgraphs are: $[0, 1, 3], [3, 2, 4]$.

In sub_g_nodes , node 4 connects all nodes which are $[0, 1, 3]$ in G .

In sub_h_nodes , node 1 connects all nodes which are $[2, 3, 4]$ in H .

So choose node 4 of G , and node 1 of H as indices of their individual neighbors in the corresponding nodes lists are the same.

The current nodes lists of subgraphs are: $[0, 1, 3, 4], [3, 2, 4, 1]$.

Finished!

The optimal solution of MCS is: $[0, 1, 3, 4], [3, 2, 4, 1]$.

Table 13: An example of the Graph Edit Distance task.

Task Description

In an undirected graph, (i,j) means that node i and node j are connected with an undirected edge, we call i and j are neighbors. Next, I'll give you two special graphs, where each node has a label. You are required to solve the Graph Edit Distance problem between two graphs. The problem is to establish a one-to-one mapping between nodes from graph G to graph H , ensuring that each node in graph G corresponds to exactly one node in graph H , vice versa. For convenience, the notation $i \rightarrow j$ denotes one node mapping from node i in graph G to node j in graph H , also abbreviated as $\text{map}(i)=j$. For the node mapping $i \rightarrow j$, if labels of node i and node j are the same, then the cost associated with $i \rightarrow j$ is 0, otherwise the cost is 1. For any two node mapping $i \rightarrow j$ and $p \rightarrow q$ from graph G to graph H , if (i,p) is an edge of G and (j,q) is not an edge of H , then $i \rightarrow j$ and $p \rightarrow q$ incur an edge deletion cost of 1, else if (i,p) is not an edge of G and (j,q) is an edge of H , then the edge insertion cost is 1, otherwise the edge cost is 0. The total cost is the sum of all node mapping costs and all edge costs. The objective is to minimize the total cost of a node mapping from G to H . You should represent the node mapping with an integer list L , such that node $i \rightarrow L[i]$ for all i . For instance, if node 0 in graph G corresponds to node 1 in graph H , node 1 in graph G corresponds to node 0 in graph H , and node 2 remains unchanged, the mapping would be represented as $[1, 0, 2, \dots]$.

Input

The graph G has 5 nodes, the nodes are: $[(0, 'Si'), (1, 'O'), (2, 'Si'), (3, 'Na'), (4, 'S')]$, and the edges are: $[(0, 2), (0, 4), (1, 2), (1, 3), (1, 4), (2, 4), (3, 4)]$. The graph H has 5 nodes, the nodes are: $[(0, 'C'), (1, 'Na'), (2, 'N'), (3, 'Mg'), (4, 'N')]$, and the edges are: $[(0, 1), (0, 2), (0, 3), (1, 3), (1, 4), (2, 3), (2, 4)]$.

Output

Mapping node 0 labeled $\langle Si \rangle$ of graph G to node 4 labeled $\langle N \rangle$ of graph H .

As the mapping two nodes 0 4 have different labels, the node mapping cost adds 1.

The current mapping is $[4]$ with cost 1.

Mapping node 1 labeled $\langle O \rangle$ of graph G to node 0 labeled $\langle C \rangle$ of graph H .

As the mapping two nodes 1 0 have different labels, the node mapping cost adds 1.

The current mapping is $[4, 0]$ with cost 2.

Mapping node 2 labeled $\langle Si \rangle$ of graph G to node 2 labeled $\langle N \rangle$ of graph H .

As the mapping two nodes 2 2 have different labels, the node mapping cost adds 1.

The current mapping is $[4, 0, 2]$ with cost 3.

Mapping node 3 labeled $\langle Na \rangle$ of graph G to node 1 labeled $\langle Na \rangle$ of graph H .

As the mapping two nodes 3 1 have the same label, the node mapping cost adds 0.

Currently for any index u of $[0]$, node u does not connect node 3 in graph G , but $\text{map}(u)=L[u]$ connects to $\text{map}(3)=1$ in graph H , so the new node mapping 3 1 generate edge addition cost 1.

The current mapping is $[4, 0, 2, 1]$ with cost 4.

Mapping node 4 labeled $\langle S \rangle$ of graph G to node 3 labeled $\langle Mg \rangle$ of graph H .

As the mapping two nodes 4 3 have different labels, the node mapping cost adds 1.

Currently for any index u in $[0]$, node u connects node 4 in graph G , but $\text{map}(u)=L[u]$ does not connect to $\text{map}(4)=3$ in graph H , so the new node mapping 4 3 generate edge deletion cost 1.

The current mapping is $[4, 0, 2, 1, 3]$ with cost 6.

Finished!

The optimal mapping of GED is: $[4, 0, 2, 1, 3]$.
