

Involutions on Tip-Augmented Plane Trees for Leaf Interchanging

Laura L.M. Yang ^{*1} and Dax T.X. Zhang ^{†2}

¹Department of Mathematics, University of Central Florida, Orlando FL 32816, USA

²College of Mathematical Science & Institute of Mathematics and Interdisciplinary Sciences,
Tianjin Normal University, Tianjin 300387, P.R. China

Abstract

This paper constructs two involutions on tip-augmented plane trees, as defined by Donaghey, that interchange two distinct types of leaves while preserving all other leaves. These two involutions provide bijective explanations addressing a question posed by Dong, Du, Ji, and Zhang in their work.

Keywords: Tip-augmented plan trees, old leaves, young leaves, Motzkin numbers, involution

1. Introduction

Plane trees, also known as rooted ordered trees, are fundamental objects frequently studied in combinatorics, with many enumerative results appearing throughout the literature [7]. For instance, the well-known Motzkin numbers [5] enumerate plane trees in which the leftmost child of every interior vertex is a leaf. Donaghey [4] referred to these structures as tip-augmented plane trees.

Chen, Deutsch and Elizalde [2] categorized the leaves of a plane tree into two types - old and young leaves - to refine the Narayana polynomials. More recently, Dong, Du, Ji, and Zhang [6] further refined this classification by dividing leaves into five distinct categories: singleton, elder twin, elder non-twin, second, and younger leaves. They derived generating functions for both refined Narayana polynomials and Motzkin polynomials, leading to the following symmetry between singleton and elder non-twin leaves in tip-augmented plane trees:

Theorem 1.1 (*Dong-Du-Ji-Zhang [6]*) *For $n \geq 2$, let $M_n(i, j, k, r, s)$ denote the number of tip-augmented plane trees with n edges, i singleton leaves, j elder twin leaves, k elder non-twin leaves, r younger leaves and s second leaves. Then*

$$M_n(i, j, k, r, s) = M_n(k, j, i, r, s).$$

The objective of this paper is to construct two involutions on tip-augmented plane trees, providing bijective proofs for Theorem 1.1, as addressed in [6]. The first involution is constructed

*Email address: laura.yang@ucf.edu

†Email address: zhangtianxing6@tju.edu.cn

inductively on unlabelled tip-augmented plane trees. The second involution is constructed on labelled tip-augmented plane trees using the bijective algorithm provided by Chen [1]. Both involutions interchange singleton leaves with elder non-twin leaves while leaving other leaves unchanged.

To conclude this section, we review the definitions of the five categories of leaves in plane trees:

- *Singleton leaf*: A leaf without any siblings.
- *Elder twin leaf*: A leaf that is the leftmost child of its parent, where the second child of the same parent is also a leaf.
- *Elder non-twin leaf*: A leaf that is the leftmost child of its parent, where the second child of the same parent is not a leaf.
- *Second leaf*: A leaf that is the second child of its parent.
- *Younger leaf*: A leaf that is neither the first nor the second child of its parent.

Figure 1 illustrates four tip-augmented plane trees with four edges. The pair of numbers above each tree represents the numbers of singleton leaves (drawn with empty circles) and elder non-twin leaves (drawn with black filled circles), respectively. Φ is an involution constructed in Section 3.

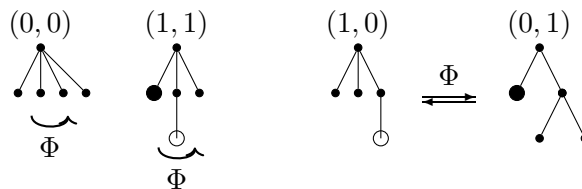


Figure 1: Involution Φ on tip-augmented plane trees with 4 edges

Note that the categories of singleton, elder twin, and elder non-twin leaves refine the old leaves, while the categories of second and younger leaves refine the young leaves, as defined in [2].

2. Classification for Tip-augmented Plane Trees

Tip-augmented plane trees with $n \geq 2$ edges can be classified into one of the following four classes based on two criteria: (a) the number of edges of the subtree rooted at the second child of the root; (b) the existence of at least one child of the root that is a parent of a singleton leaf.

- A1. The second child of the root is a leaf, and no child of the root is a parent of a singleton leaf.
- A2. The second child of the root is a parent of a singleton leaf, and no other child of the root is a parent of a singleton leaf.
- B1. The second child of the root is the parent of a subtree with at least two edges, and no child of the root is a parent of a singleton leaf.
- B2. Regardless of the second child of the root, at least one child of the root is a parent of a singleton leaf.

Tip-augmented plane trees are called *Type A* if they belong to class A1 or A2, and *Type B* if they belong to class B1 or B2. Figures 2 and 3 illustrate the structures for Type A and Type B, respectively.

It is worth noting that each subtree of the root, represented by a triangle, is either a trivial tree with one vertex or a tip-augmented plane tree with at least two edges. A tree depicted with an ellipse contains at least two edges. In particular, in class B2, vertex u is the rightmost child of the root that has only one child which is a singleton leaf. Hence, B is a tree rooted at r , positioned to the left of the edge ru .




Figure 2: Tip-augmented plane trees of Type A




Figure 3: Tip-augmented plane trees of Type B

Proposition 2.1 *Assume that T is a tip-augmented plane tree with $n \geq 2$ edges. There are four cases for counting singleton and elder non-twin leaves, depending on the specific class of T .*

Class A1: The number of singleton (elder non-twin) leaves equals the sum of the numbers of singleton (elder non-twin) leaves in all subtrees T_i .

Class A2: The number of singleton (elder non-twin) leaves equals one plus the sum of the numbers of singleton (elder non-twin) leaves in the subtrees T_i .

Class B1: The number of singleton leaves equals the sum of the numbers of singleton leaves in tree A and all subtrees T_i . The number of elder non-twin leaves equals one plus the sum of the numbers of elder non-twin leaves in tree A and all subtrees T_i .

Class B2: The number of singleton leaves equals one plus the sum of the numbers of singleton leaves in tree B and all subtrees T'_i . The number of elder non-twin leaves equals the sum of the numbers of elder non-twin leaves in tree A' and all subtrees T'_i .

Proof. For any tip-augmented plane tree T with $n \geq 2$ edges, every singleton (elder non-twin) leaf in each subtree of the root is also a singleton (elder non-twin) leaf in tree T . ■

3. An Involution Φ on Tip-augmented Plane Trees

Based on the property that any subtree rooted at an interior vertex of a tip-augmented plane tree is also a tip-augmented plane tree, an involution Φ can be constructed inductively on the number of edges.

Theorem 3.1 *There is an involution Φ on the set of tip-augmented plane trees with n edges that interchanges elder non-twin leaves and singleton leaves while preserving elder twin leaves, younger leaves, and second leaves.*

Proof. (Induction on n) Define $\Phi(T) = T$ for $n = 0, 1, 2$. It is straightforward to verify that, in these cases, both the number of singleton leaves and the number of elder non-twin leaves are equal to 0. Now, let T be a tip-augmented plane tree with n edges for $n \geq 3$. The involution $\phi(T)$ is constructed recursively based on the class to which T belongs.

Assume that T is a tree of Type A with a root of degree $k + 2$, as illustrated in Figure 2. The second subtree of the root is either a trivial tree or a tree with one edge, and each T_i is either a trivial tree or a tip-augmented plane tree with at least two edges for $i = 1, \dots, k$. The image $\Phi(T)$ is constructed by replacing each T_i with $\Phi(T_i)$, while the first two subtrees of the root remain unchanged. Thus, $\Phi(T)$ belongs to the same class as T , and the type of each leaf in the subtrees $\Phi(T_i)$ remains unchanged in $\Phi(T)$. By induction, the singleton leaves of each T_i are converted into elder non-twin leaves in $\Phi(T_i)$, while the type of all other leaves remains unchanged. Consequently, the singleton leaves and elder non-twin leaves of T are swapped in $\Phi(T)$ while all other leaves are preserved, assuming that the vertices w and v are swapped in class A2.

Assume that T is a tree of type B with a root r of degree $k + 2$. If T is a tree of class B1, whose structure is illustrated in Figure 3, then the first child w is an elder non-twin leaf, the second child u is the root of tree A which is a tip-augmented plane tree with at least two edges, and each T_i is either a trivial tree or a tip-augmented plane tree with at least two edges. The image $\Phi(T)$ is constructed as follows: place $\Phi(A)$ to the left of the edge ru by identifying r as the root, add a vertex v as a child of u , and set $\Phi(T_i)$ as the subtrees of the root lying to the right of edge ru in the same order as in T .

Comparing $\Phi(T)$ with T , the involution Φ converts the elder non-twin leaf w in T into a singleton leaf v in $\Phi(T)$, and the second child u in T becomes the rightmost child of the root in $\Phi(T)$, where u is the parent of the singleton leaf v . Consequently, $\Phi(T)$ is a tree of class B2. Moreover, the type of each leaf in $\Phi(A)$ and $\Phi(T_i)$ remains unchanged in $\Phi(T)$. By induction, the singleton leaves and elder non-twin leaves of T are swapped in $\Phi(T)$, while all other leaves retain their types. If T is a tree of class B2, the above construction can be reversed to obtain $\Phi(T)$, completing the involution. ■

Remark 1 *The involution Φ maps trees of type B between class B1 and class B2, while trees of type A remain in their original class.*

Figures 1 and 4 illustrate the involution Φ applied to tip-augmented plane tree with four and five edges, respectively. Figure 5 demonstrates how each vertex in T is mapped to the corresponding vertex in $\Phi(T)$, preserving the same label.

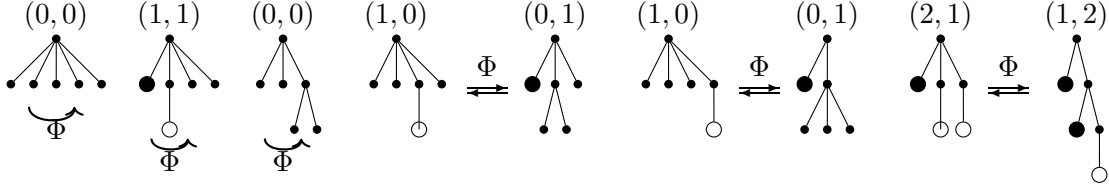


Figure 4: Involution Φ on tip-augmented plane trees with 5 edges

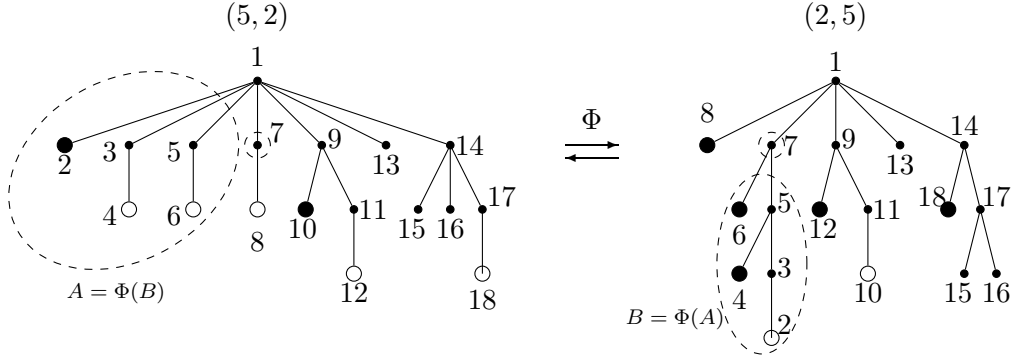


Figure 5: An example of involution Φ

4. An Involution Ψ on Labelled Tip-augmented Plane Trees

In this section, we present an involution on labelled tip-augmented plane trees that interchanges elder non-twin leaves and singleton leaves while preserving elder twin leaves, younger leaves, and second leaves, using Chen's bijective algorithm for labelled plane trees in [1].

Chen's bijective algorithm decomposes a labeled plane tree on $\{1, 2, \dots, n + 1\}$ into a set F of n matches with labels $\{1, \dots, n, n + 1, (n + 2)^*, \dots, (2n)^*\}$, where a match is a rooted tree with two vertices. The reverse procedure of this decomposition algorithm is the following merging algorithm. We start with a set F of matches on $\{1, \dots, n + 1, (n + 2)^*, \dots, (2n)^*\}$. A vertex labelled by a mark $*$ is called a marked vertex.

- (1) Find the tree T with the smallest root in which no vertex is marked. Let i be the root of T .
- (2) Find the tree T^* in F that contains the smallest marked vertex. Let j^* be this marked vertex.
- (3) If j^* is the root of T^* , then merge T and T^* by identifying i and j^* , keep i as the new vertex, and put the subtrees of T^* to the right of T . The operation is called a *horizontal merge*. If j^* is a leaf of T^* , then replace j^* with T in T^* . This operation is called a *vertical merge*. See Figure 6.
- (4) Repeat the above procedure until F becomes a labelled tree.

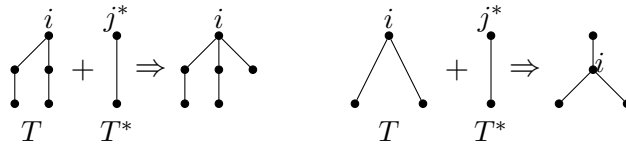


Figure 6: A horizontal merge and vertical merge

For any set F of n matches labelled by $\{1, \dots, n+1, (n+2)^*, \dots, (2n)^*\}$, there are four types of matches when decomposing a plane tree T into matches:

- i. A match consists of two unmarked vertices, one of which is a leaf corresponding to either an elder leaf or a singleton leaf in T .
- ii. A match consists of a marked root and an unmarked leaf corresponding to a young leaf in T .
- iii. A match consists of a marked leaf and an unmarked root corresponding to an old interior vertex in T .
- iv. A match consists of two marked vertices, with the root corresponding to a young interior vertex in T .

Based on the observation above, the authors [3] provide an involution on labelled plane trees by turning a special match upside down. This match consists of a marked vertex and an unmarked vertex with the minimum value. The upside-down operation interchanges a match of type ii match with a match of type iii that reverse the parity of young leaves. This gives a bijective explanation for Corollary 1.3 in [6].

When Chen's bijective algorithm is applied exclusively to the set of labelled tip-augmented plane trees, we can easily verify the following properties based on the definition of tip-augmented plane tree, where the leftmost child of each interior vertex is a leaf.

Proposition 4.1 *The following properties hold when applying Chen's bijective algorithm to tip-augmented planed trees.*

- a) *No matches of type iii are obtained when applying the decomposition algorithm to any tip-augmented plane tree.*
- b) *An elder non-twin leaf arises only when horizontally merging a match of type i with a match of type iv. In other words, the label of the root in a match of type iv is smaller than the label of its leaf.*
- c) *A singleton leaf arises only when vertically merging a match of type i with a match of type iv. In other words, the label of the root in a match of iv is greater than the label of its leaf.*

Theorem 4.2 *There exists an involution Ψ on the set of labelled tip-augmented plane trees that interchanges elder non-twin leaves and singleton leaves while preserving elder twin leaves, younger leaves, and second leaves.*

Proof. The involution Ψ is defined on the set of labelled tip-augmented plane trees whose match decomposition excludes any matches of type iii. Given a tip-augmented plane tree T , we first decompose it into matches, then turn all matches of type iv upside down. The image $\Psi(T)$ is obtained by applying the merging algorithm to the set of modified matches. ■

Figure 7 illustrates how the involution Ψ operates on labelled tip-augmented plane trees.

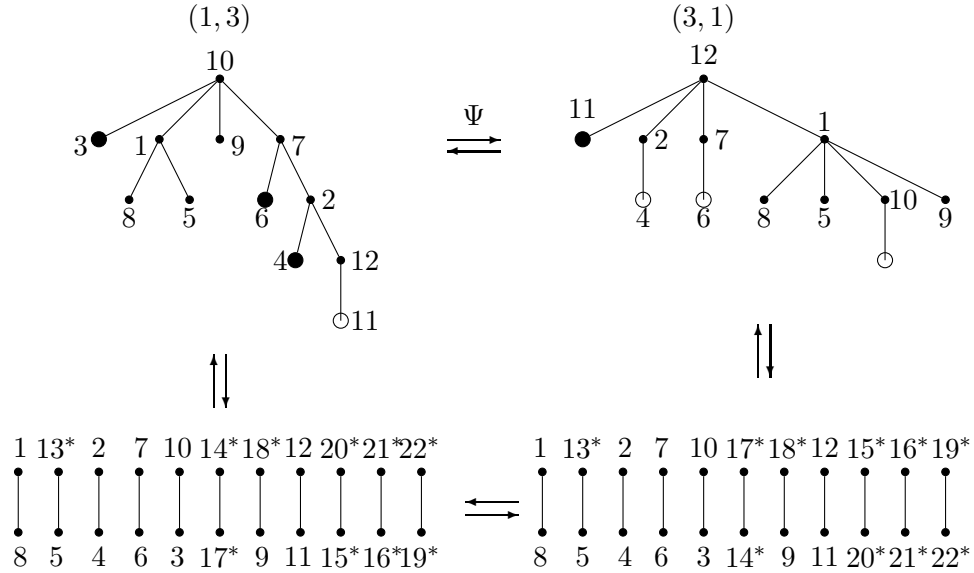


Figure 7: An example of involution Ψ on labelled tip-augmented plane trees

Acknowledgments. The first author was partially supported by the Professional Development Program at the University of Central Florida.

References

- [1] W.Y.C. Chen, A general bijective algorithm for trees, *Proc. Natl. Acad. Sci. USA* **87** (1990) 9635–9639.
- [2] W.Y.C. Chen, E. Deutsch, S. Elizalde, Old and young leaves on plane trees, *European J. Combin.* **27** (2006), 414–427.
- [3] W.Y.C. Chen, L.W. Shapiro, L.L.M. Yang, Parity reversing involutions on plane trees and 2-Motzkin paths, *European J. Combin.* **27** (2006) 283–289.
- [4] R. Donaghey, Restricted plane tree representations of four Motzkin-Catalan equations, *J. Combin. Theory Ser. B* **22** (1977) 114–121.
- [5] R. Donaghey, L.W. Shapiro, Motzkin numbers, *J. Combin. Theory Ser. A* **23** (1977) 291–301.
- [6] J.J.W. Dong, L.R. Du, K.Q. Ji, D.T.X. Zhang, New refinements of Narayana polynomials and Motzkin polynomials, arXiv:2408.06912, 40 pages.
- [7] R.P. Stanley, *Enumerative Combinatorics*, Vol. 1, Cambridge University Press, Cambridge, UK, 1997.