
Zero-shot Concept Bottleneck Models

Shin'ya Yamaguchi^{1,2} Kosuke Nishida¹ Daiki Chijiwa¹ Yasutoshi Ida¹

Abstract

Concept bottleneck models (CBMs) are inherently interpretable and intervenable neural network models, which explain their final label prediction by the intermediate prediction of high-level semantic *concepts*. However, they require target task training to learn input-to-concept and concept-to-label mappings, incurring target dataset collections and training resources. In this paper, we present *zero-shot concept bottleneck models* (Z-CBMs), which predict concepts and labels in a fully zero-shot manner without training neural networks. Z-CBMs utilize a large-scale concept bank, which is composed of millions of vocabulary extracted from the web, to describe arbitrary input in various domains. For the input-to-concept mapping, we introduce *concept retrieval*, which dynamically finds input-related concepts by the cross-modal search on the concept bank. In the concept-to-label inference, we apply *concept regression* to select essential concepts from the retrieved concepts by sparse linear regression. Through extensive experiments, we confirm that our Z-CBMs provide interpretable and intervenable concepts without any additional training. Code will be available at <https://github.com/yshinya6/zcbm>.

1. Introduction

One of the primary interests of the deep learning research community is developing a human-interpretable model. Concept bottleneck model (CBM, Koh et al. (2020)) is an inherently interpretable neural network model, which aims to explain their final prediction via the intermediate *concept* predictions. CBMs are trained on a target task to learn the input-to-concept and concept-to-label mappings in an end-to-end manner. A concept is composed of high-level semantic vocabulary for describing objects of interest in

input data. For instance, CBMs can predict the final label “apple” from the linear combination of the concepts “red sphere,” “green leaf,” and “glossy surface.” These intermediate concept predictions not only provide interpretability but also intervenability in the final prediction by editing the predicted concepts.

In the original CBMs (Koh et al., 2020), a concept set for each class label is defined by manual annotations, incurring massive labeling costs greater than ones of the class labels. To reduce the costs, Oikarinen et al. (2023) and Yuksekgonul et al. (2023) automatically generate the concept sets by large language models (LLMs, e.g., GPT-3 (Brown et al., 2020a)) and use the multi-modal embedding space of vision-language models (VLMs, e.g., CLIP (Radford et al., 2021)) to learn the input-to-concept mapping through similarities in the multi-modal feature space. Although modern CBMs are free from manual pre-defined concepts, we argue that the practicality is still restricted by the requirements of training input-to-concept and concept-to-label mappings on target datasets. In other words, CBMs are not available without manually collecting target datasets and additional training of model parameters on them.

To overcome this limitation, this paper tackles a new problem setting of CBMs in a zero-shot manner for target tasks. In this setting, we can access pre-trained VLMs, but we cannot know the concepts composing target data in advance. This setting forces models to perform two-stage zero-shot inference of input-to-concept and concept-to-label for unseen input samples. The zero-shot input-to-concept inference can not be solved by a naïve application of VLMs as the ordinary zero-shot classification of input-to-label because it is required to infer a subset of relevant concepts, not a single label, from the large set of all concepts. Furthermore, the zero-shot concept-to-label inference is difficult because the concept-to-label mapping is not obvious without target data and training, which are unavailable in this setting. Therefore, we aim to answer the following research question: *how can we provide interpretable and intervenable concepts by the zero-shot input-to-concept/concept-to-label inference without target datasets and training?*

We present a novel CBM class called *zero-shot concept bottleneck models* (Z-CBMs). Z-CBMs are zero-shot interpretable models that employ off-the-shelf pre-trained VLMs

¹NTT ²Kyoto University. Correspondence to: Shin'ya Yamaguchi <shinya.yamaguchi@ntt.com>.

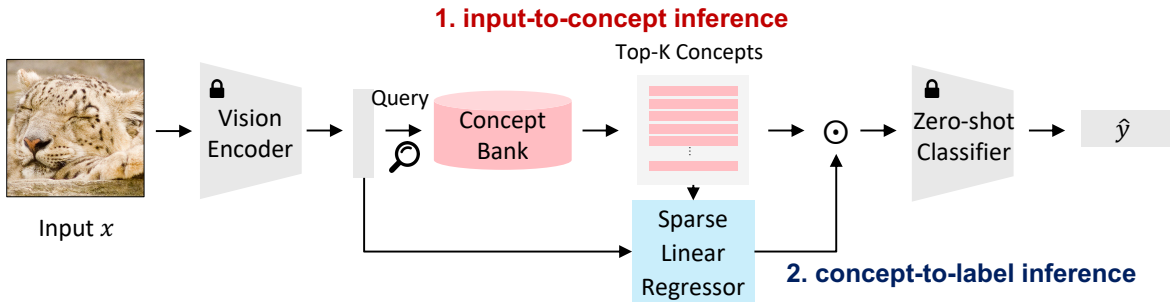


Figure 1: Zero-shot concept bottleneck models (Z-CBMs). Z-CBMs predict concepts for input by retrieving them from a large-scale concept bank. Then, Z-CBMs predict labels based on the weighted sum of the retrieved concept vectors with importance weights yielded by sparse linear regression.

with frozen weights as the backbone (Fig. 1). Conceptually, Z-CBMs dynamically find concepts related to the input from a broad concept bank (**concept retrieval**) and then predict the final label by simulating zero-shot classification of black-box VLMs via reconstructing the original input embedding from the concept embeddings (**concept regression**). Our primary contribution is to achieve zero-shot input-to-concept and concept-to-label inference with this framework without additional training.

We implement the components of Z-CBMs with simple yet carefully designed and effective techniques. For concept retrieval, Z-CBMs should cover broad domains to provide sufficient concepts for unseen inputs. To cover broad concepts, we build a large-scale concept bank, which is composed of millions of vocabulary extracted from large-scale text caption datasets such as YFCC (Thomee et al., 2016). Given an input sample, Z-CBMs dynamically retrieve concept candidates from the concept bank with an efficient and scalable cross-modal search algorithm. For concept regression, Z-CBMs estimate the importance of concepts for the input feature and then predict labels by the importance-weighted concept features. However, many of the retrieved concept candidates semantically overlap each other, and thus, the semantically duplicated concepts with high importance by a naïve estimation method can harm the interpretability and intervenability for humans. To overcome this challenge, Z-CBMs find essential and mutually exclusive concepts for the final label prediction by leveraging sparse linear regression (e.g., lasso) to reconstruct the input visual feature vector by a weighted sum of the concept candidate vectors. Combining concept retrieval and concept regression enables Z-CBMs to predict final task labels with interpretable concepts for various domain inputs without any target task training.

Our extensive experiments on 12 datasets demonstrate that Z-CBMs can provide interpretable and intervenable concepts without any additional training. Specifically, we confirm that Z-CBMs’ sparse concepts are well correlated to input images and cover the annotated concepts in the existing training-based CBMs. Furthermore, the performance of

Z-CBMs can be enhanced by human intervention in the predicted concepts, emphasizing the reliability of the concept-based prediction. We also show that Z-CBMs can perform accurately at a competitive level with black box VLMs and existing CBMs with training. These results suggest the practicality of Z-CBMs for various domains.

2. Related Work

CBMs (Koh et al., 2020) are inherently interpretable deep neural network models that predict concept labels and then predict final class labels from the predicted concepts. In contrast to the other explanation styles such as post-hoc attribution heatmaps (Lundberg & Lee, 2017; Selvaraju et al., 2017; Sundararajan et al., 2017), CBMs provide semantic ingredients consisting the final label prediction through the bilevel prediction of input-to-concept and concept-to-label. The original CBMs have the challenge of requiring human annotations of concept labels, which are more difficult to obtain than target task labels. Another challenge is the performance degradation from backbone black-box models (Zarlenga et al., 2022; Moayeri et al., 2023; Xu et al., 2024) due to the difficulty of learning long-tailed concept distributions (Ramaswamy et al., 2023). Post-hoc CBMs (Yuksekgonul et al., 2023), Label-free CBMs (Oikarinen et al., 2023), and LaBo (Yang et al., 2023) addressed these challenges by automatically collecting concepts corresponding to target task labels by querying LLMs (e.g., GPT-3 (Brown et al., 2020b)) and leveraging multi-modal feature spaces of pre-trained VLMs (e.g., CLIP (Radford et al., 2021)) for learning the input-to-concept mapping. Subsequently, the successor works have basically assumed the use of LLMs or VLMs, further advancing CBMs (Panousis et al., 2023; Rao et al., 2024b; Tan et al., 2024; Srivastava et al., 2024). In particular, Panousis et al. (2023) and Rao et al. (2024a) are related to our work in terms of using sparse modeling to select concepts for input images. However, all of these existing CBMs still require training specialized neural networks on target datasets, incurring additional target data

collection and training resources. Handling the bi-level prediction in a zero-shot manner for unseen input is unobvious because it can not be solved by naïve application of the existing zero-shot classification methods, which depend on task-specific vocabularies for single label predictions (Norouzi et al., 2014; Demirel et al., 2017; Menon & Vondrick, 2023). Furthermore, current CBMs and the recent interpretable framework for CLIP (Bhalla et al., 2024) limit the number of concepts up to a few thousand due to training and computational constraints, restricting the generality. In contrast to the previous CBMs, our Z-CBMs can perform fully zero-shot inference based on a large-scale concept bank with millions of vocabulary for arbitrary input images in various domains as shown in the experiments in Sec. 5.5.

3. Zero-shot Concept Bottleneck Models

In this section, we formalize the framework of Z-CBMs, which perform a zero-shot inference of input-to-concept and concept-to-label without target datasets and additional training (Fig. 1). Z-CBMs are composed of *concept retrieval* and *concept regression*. Concept retrieval finds a set of the most input-related concept candidates from millions of concepts by querying an input image feature with a semantic similarity search (Fig. 2a). Concept regression estimates the importance scores of the concept candidates by sparse linear regression to reconstruct the input feature (Fig. 2b). Finally, Z-CBMs provide the final label predicted by the reconstructed vector and concept explanations with importance scores.

3.1. Problem Setting

We inherit the problem setting of existing vision-language-based CBMs (Oikarinen et al., 2023) except for not updating any neural network parameters. The goal is to predict the final task label $y \in \mathcal{Y}$ of input $x \in \mathcal{X}$ based on K interpretable textual concepts $\{c_i \in \mathcal{C} \subset \mathcal{T}\}_{i=1}^K$, where \mathcal{X} , \mathcal{Y} , \mathcal{C} , and \mathcal{T} are the input, label, concept, and text space, respectively. To this end, we predict the final task label by the bi-level prediction $h \circ g(x)$, where $g : \mathcal{X} \rightarrow \mathcal{C}^K$ is a concept predictor and $h : \mathcal{C}^K \rightarrow \mathcal{Y}$ is a label predictor. This setting allows to access a vision encoder $f_V : \mathcal{X} \rightarrow \mathbb{R}^d$ and a text encoder $f_T : \mathcal{T} \rightarrow \mathbb{R}^d$ provided by a VLM like CLIP (Radford et al., 2021), and a concept bank $C = \{c_i\}_{i=1}^{N_c}$. The concept bank C is composed of unique concepts from arbitrary sources, including manually collected concepts and automatically generated concepts by LLMs like GPT-3 (Brown et al., 2020a).

3.2. Zero-shot Inference

Concept Retrieval. We first find the most semantically closed concept candidates to input images from the large spaces in a concept bank (Fig. 2a). Given an input x , we retrieve the set of K concept candidates $C_x \subset C$ by using

image and text encoders of pre-trained VLMs f_V and f_T as

$$C_x = \underset{c \in C}{\text{Ret}_K}(f_V(x), f_T(c)) = \underset{c \in C}{\text{Top-K Sim}}(f_V(x), f_T(c)), \quad (1)$$

where Top-K is an operator yielding top- K concepts in C from a list sorted in descending order according to a similarity metric Sim. Throughout this paper, we use cosine similarity as Sim by following (Conti et al., 2023). Thanks to the scalability of the similarity search algorithm (Johnson et al., 2019; Douze et al., 2024), Eq. (1) can efficiently find the concept candidates in an arbitrary concept bank C , which contains millions of concepts to describe inputs in various domains.

Concept Regression. Given a concept candidate set $C_x = \{c_1, \dots, c_K\}$, we predict the final label \hat{y} by selecting essential concepts from C_x . Conventional CBMs infer the mapping between C_x and \hat{y} by training neural regression parameters on target tasks, which incurs the requirements of target dataset collections and additional training costs. Instead, we solve this task with a different approach leveraging the zero-shot performance of VLMs. As shown in the previous studies (Radford et al., 2021; Jia et al., 2021), VLMs can be applied to zero-shot classification by inferring a label \hat{y} by matching input x and a class name text $t_y \in \mathcal{T}$ in the multi-modal feature spaces as follows.

$$\hat{y} = \arg \max_{y \in \mathcal{Y}} \text{Sim}(f_V(x), f_T(t_y)). \quad (2)$$

If the feature vector $f_V(x)$ can be approximated by C_x , we can achieve the zero-shot performance of black-box features by interpretable concept features. Based on this idea, we approximate $f_V(x)$ by the weighted sum of the concept features $F_{C_x} = [f_T(c_1), \dots, f_T(c_K)] \in \mathbb{R}^{d \times K}$ with an importance weight $W \in \mathbb{R}^K$ (Fig. 2b). To obtain W , we solve the linear regression problem defined by

$$\min_W \|f_V(x) - F_{C_x}W\|_2^2 + \lambda \|W\|_1. \quad (3)$$

Through this objective, we can achieve W not only for approximating image features but also for effectively estimating the contribution of each concept to the label prediction owing to the sparse regularization $\|W\|_1$. Since C_x is retrieved from large-scale concept bank C , it often contains noisy concepts that are similar to each other, undermining interpretability due to semantic duplication. In this sense, the sparse regularization enhances interpretability since it can eliminate unimportant concepts for the label prediction (Hastie et al., 2015).

Final Label Prediction. Finally, we compute the output label with F_{C_x} and W in the same fashion as the zero-shot classification by Eq. (2), i.e.,

$$\hat{y} = \arg \max_{y \in \mathcal{Y}} \text{Sim}(F_{C_x}W, f_T(t_y)). \quad (4)$$

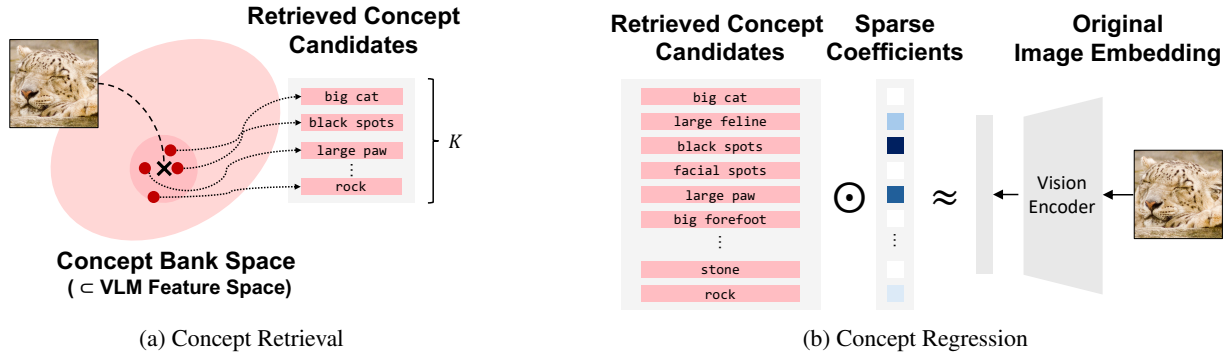


Figure 2: Concept retrieval and concept regression. (a) Concept retrieval searches concept candidates close to an input image in the VLM feature space and returns the top- K concepts, enabling Z-CBMs to use a large-scale concept bank for general input images. (b) Concept regression selects the important concepts through sparse linear regression, which approximates the input feature vectors by the weighted sum of concept candidate vectors with sparse coefficients. This sparse linear regression is helpful in selecting unique concepts.

Algorithm 1 Zero-shot Inference of Z-CBMs

Require: Input x , concept bank C , image encoder f_V , text encoder f_T

Ensure: Predicted label \hat{y} , concepts C_x , importance weight W_{C_x}

- 1: # Retrieving top- K concepts from input
 - 2: $C_x \leftarrow \text{Ret}_K(f_V(x), f_T(c))_{c \in C}$
 - 3: $F_{C_x} \leftarrow [f_T(c_1), \dots, f_T(c_K)]$
 - 4: # Predicting importance weights by sparse linear regression
 - 5: $W_{C_x} \leftarrow \arg \min_{W \in \mathbb{R}^K} \|f_V(x) - F_{C_x} W\|_2^2 + \lambda \|W\|_1$
 - 6: # Predicting label by importance weighted sum concept vectors
 - 7: $\hat{y} \leftarrow \arg \max_{y \in \mathcal{Y}} \text{Sim}(F_{C_x} W_{C_x}, f_T(t_y))$
-

Algorithm 1 shows the overall protocol of the zero-shot inference of Z-CBM. This zero-shot inference algorithm can be applied not only to pre-trained VLMs but also to their linear probing, i.e., fine-tuning a linear head layer on the fixed feature extractor of VLMs for target tasks.

4. Implementation

In this section, we present the detailed implementations of Z-CBMs, including backbone VLMs, concept bank construction, concept retrieval, and concept regression.

Vision-Language Models. Z-CBMs allow to leverage arbitrary pre-trained VLMs for f_V and f_T . We basically use the official implementation of OpenAI CLIP (Radford et al., 2021) and the publicly available pre-trained weights.¹ Specifically, by default, we use ViT-B/32 as f_V and the base transformer with 63M parameters as f_T by following the original CLIP. In Section 5.6.1, we show that other VLM backbones (e.g., SigLIP (Zhai et al., 2023) and OpenCLIP (Cherti et al., 2023)) are also available for Z-CBMs.

Concept Bank Construction. Here, we introduce the construction protocols of the concept bank C of Z-CBMs. Since

Z-CBMs can not know concepts of input image features in advance, a concept bank should contain sufficient vocabulary to describe the various domain inputs. To this end, we extract concepts from multiple image caption datasets and integrate them into a single concept bank. Specifically, we automatically collect concepts as noun phrases by parsing each sentence in the caption datasets including Flickr-30K (Young et al., 2014), CC-3M (Sharma et al., 2018), CC-12M (Changpinyo et al., 2021), and YFCC-15M (Thomee et al., 2016); we use the parser implemented in nltk (Bird, 2006). At this time, the concept set size is $|C| \approx 20\text{M}$. Then, we filter out nonessential concepts from the large base concept set according to policies based on Oikarinen et al. (2023); please see Appendix A. Finally, after filtering concepts, we obtain the concept bank containing $|C| \approx 5\text{M}$ concepts. We also discuss the effect of varying caption datasets used for collecting concepts in Sec. 5.5 and 5.6.2.

Similarity Search in Concept Retrieval. Concept retrieval searches the concept candidates from input feature vectors. To this end, we implement the concept search component by the open source library of Faiss (Johnson et al., 2019; Douze et al., 2024). First, we create a search index based on the text feature vectors of all concepts in a concept bank C using f_T . At inference time, we retrieve the concept vectors via similarity search on the concept index by specifying the concept number K . We set $K = 2048$ as the default value and empirically show the effect of K in Appendix C.4.

Sparse Linear Regression in Concept Regression. In concept regression, we can use arbitrary sparse linear regression algorithms, including lasso (Tibshirani, 1996), elastic net (Zou & Hastie, 2005), and sparsity-constrained optimization like hard thresholding pursuit (Yuan et al., 2014). The efficient implementations of these algorithms are publicly available on the sklearn (Pedregosa et al., 2011) and skscope (Wang et al., 2024) libraries. The choice of sparse linear regression algorithm depends on the use cases.

¹<https://github.com/openai/CLIP>

For example, lasso is useful when one wants to naturally obtain important concepts from a large number of candidate concepts, elastic net is effective for high target task performance, and sparsity-constrained optimization satisfies rigorous requirements regarding the number of concepts for explanations. We use lasso with $\lambda = 1.0 \times 10^{-5}$ as the default algorithm (see Appendix B and C.3), but we confirm that arbitrary sparse linear regression algorithms are available for Z-CBMs in Sec 5.6.

5. Experiments

We evaluate Z-CBMs on multiple visual classification datasets and pre-training VLMs. We conduct experiments on two scenarios: *zero-shot* and *training head*; the former uses pre-trained VLMs for inference without any training, while the latter learns only the classification heads.

5.1. Settings

Datasets. We used 12 classification datasets of various image domains: Aircraft (Air) (Maji et al., 2013), Bird (Welinder et al., 2010), Caltech-101 (Cal) (Fei-Fei et al., 2004) Car (Krause et al., 2013), DTD (Cimpoi et al., 2014), EuroSAT (Euro) (Helber et al., 2019), Flower (Flo) (Nilsback & Zisserman, 2008), Food (Bossard et al., 2014), ImageNet (IN) (Russakovsky et al., 2015), Pet (Parkhi et al., 2012), SUN397 (Xiao et al., 2010), and UCF-101 (Soomro, 2012). They are often used to evaluate the zero-shot generalization performance of VLMs (Radford et al., 2021; Zhou et al., 2022). In the training head scenario, we randomly split a training dataset into 9 : 1 and used the former as the training set and the latter as the validation set. For ImageNet, we set the split ratio 99 : 1.

Zero-shot Baselines. Since no zero-shot baselines of CBMs exist, we compare our Z-CBMs with the zero-shot inference of a black-box VLM and variants of Z-CBMs in terms of regression algorithms and concept banks. For more details, please see Appendix B.

Training Head Baselines. To compare Z-CBMs with existing vision-language-based CBMs, we evaluated models in a relaxed setting where the models are trained on target datasets. In this setting, we applied Z-CBMs to linear probing of VLMs, i.e., fine-tuning only a linear head layer on the feature extractors of VLMs; we refer to this pattern LP-Z-CBM. As the baselines, we used Label-free CBM (Oikarinen et al., 2023), LaBo (Yang et al., 2023), and CDM (Panousis et al., 2023). We performed these methods based on their publicly available code repositories.

Evaluation Metrics. For evaluating predicted concepts, we measured CLIP-Score (Radford et al., 2021; Hessel et al., 2021), which is the cosine similarity between image and text embeddings on CLIP, i.e., higher is better. CLIP-Score

between input images and concepts intuitively indicates how well the predicted concept explains the image. Thus, it performs as an indicator to evaluate the quality of the input-to-concept inference. Concretely, we measured averaged CLIP-Scores between test images and the predicted concept texts, where we extracted the top 10 concepts from sorted concepts in descending order by absolute concept importance scores for each model. Note that, to compute CLIP-Score, we used CLIP ViT-L/14, which is a different pre-trained model from CLIP ViT-B/32. Furthermore, we used concept coverage to evaluate the Z-CBM’s predicted concepts. Concept coverage $|\{c_i^Z\} \cap \{c_i^R\}|/|\{c_i^R\}|$ is the ratio of overlap between Z-CBM’s concepts with non-zero coefficients $\{c_i^Z\} \subset C$ and reference concepts $\{c_i^R\} \subset C$ predicted by vision-language-based CBMs that require training. This metric evaluates the extent to which the Z-CBM yields concepts that are close to those derived in the target training when using the shared concept bank C . Specifically, we computed the average concept coverage across test samples by using the GPT-generated concept banks by (Oikarinen et al., 2023), and reference concepts of Label-free CBMs; we used concepts with contribution scores greater than 0.05 as $\{c_i^R\}$ by following (Oikarinen et al., 2023). We also report top-1 test accuracy as the target classification task performance.

5.2. Quantitative Evaluation of Predicted Concepts

We first quantitatively evaluate the predicted concepts of Z-CBMs from the perspective of their factuality to represent image features. We measured averaged CLIP-Score and concept coverage across the 12 datasets.

Table 1 shows the results of CLIP-Score. For all datasets, our Z-CBM predicted concepts that are strongly correlated to input images, and it largely outperformed the CBM baselines that require training. This can be caused by the choice of concept bank. Existing CBMs perform concept-to-label inference with learnable parameters, making it difficult to handle millions of concepts at once. Thus, they often limit their concept vocabularies to a few thousand to ensure learnability. In contrast, our Z-CBMs can treat millions of concepts without training by dynamically retrieving concepts of interest and inferring essential concepts with sparse linear regression. That is, paradoxically, Z-CBMs succeed in providing accurate image explanations through an abundant concept vocabulary by eliminating training.

On the other hand, Table 2 shows the results of concept coverage when using the concepts predicted by Label-free CBMs as the reference concepts. We also list the results of Z-CBMs using cosine similarity on CLIP and linear regression to compute the importance coefficients instead of lasso; since all of their coefficients are non-zero values, we measured the concept coverage scores by using the top 128

Table 1: CLIP-Score on 12 classification datasets. We compute the averaged CLIP-Scores between images and concepts with top-10 absolute coefficients. Complete results appear in Table 7.

Method	Avg. of 12 datasets
Label-free CBM	0.6982
LaBo	0.7078
CDM	0.7141
Z-CBM (ALL)	0.7754

Table 2: Concept coverage (%) of Z-CBMs on 12 classification datasets. Complete results appear in Table 8.

Method	Avg. of 12 datasets
Z-CBM (Cosine Similarity)	58.51
Z-CBM (Linear Regression)	76.87
Z-CBM (Lasso)	85.27

concepts. Z-CBMs with lasso achieved the best concept coverage; the average score was 85.27%. This indicates that Z-CBMs can predict most of the important concepts found by trained CBMs, and sparse linear regression is a key factor for finding important concepts without training.

5.3. Evaluation of Human Intervention

Human intervention in the output concept is an essential feature shared by the CBM family for debugging models and modifying the output concepts to make the final prediction accurate. Here, we evaluate the reliability of Z-CBMs through two types of intervention: (i) concept deletion and (ii) concept insertion. In concept deletion, we confirm the dependence on the predicted concepts by removing the concept with non-zero coefficients in ascending, descending, and random orders. Fig. 3 is the results on Bird by varying the deletion ratio. The accuracy of Z-CBMs significantly dropped with the smaller deletion ratio in the case of descent. This indicates that Z-CBM accurately selects the important concepts through concept regression and predicts the final label based on the concepts. In the case of ascent, the accuracy slowly and steadily decreases, suggesting that the Z-CBMs are not biased toward limited concepts and that all of the selected concepts are essential.

In concept insertion, we add ground truth concepts to the predicted concepts with non-zero coefficients and then recompute concept regression on the intervened concept set. Specifically, we used linear regression as the algorithm in concept regression and then predicted target labels by the weighted averaged intervened concept vectors by Eq. (4). As the ground truth concepts, we used the fine-grained multi-labels annotated for Bird (Welinder et al., 2010). Fig. 4 demonstrates the top-1 accuracy of the intervened Z-CBMs. The performance improved as the number of inserted con-



Figure 3: Concept Deletion (Bird)

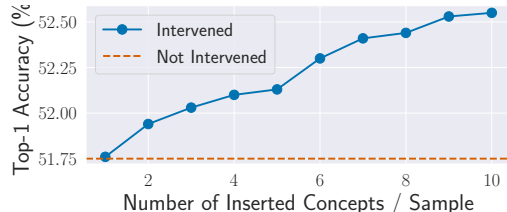


Figure 4: Concept Insertion (Bird)

cepts per sample increased. This indicates that Z-CBMs can correct the final output by modifying the concept of interest through intervention.

5.4. Qualitative Evaluation of Predicted Concepts

We demonstrate the qualitative evaluation of predicted concepts by Label-free CBMs and Z-CBMs when inputting the ImageNet validation examples in Fig. 5; we also show the results of Z-CBMs using linear regression to compute the importance coefficients instead of lasso. Overall, Z-CBMs tend to accurately predict realistic and dominant concepts that appear in input images even though they are not trained on target tasks. For instance, in the first row, Z-CBM predicts various concepts related to dogs, clothes, and background, whereas Label-free CBM focuses on clothes and ignores dogs and background. This difference may be caused by the fact that the image-to-concept mapping of Z-CBMs is not biased toward the label information because it does not train on the target data. Conversely, like the second row, Z-CBMs tend to concentrate on global regions and miss the concepts in local regions; this can be alleviated by intervening in the concept prediction (see Sec. 5.3).

For the comparison of linear regression and lasso, we can see that Z-CBM (Linear Reg.) tends to produce concepts that are related to each other. In fact, quantitatively, we also found that the averaged inner CLIP-Scores among the top-10 concepts of lasso (0.6855) is significantly lower than that of linear regression (0.7826). These results emphasize the advantage of using sparse modeling in concept regression to select mutually exclusive concepts based on the concept bank containing abundant vocabulary.

5.5. Zero-shot Image Classification Performance

Table 3 summarizes the averaged top-1 accuracy across the 12 image classification datasets. It also shows the ablation





	Label-free CBM	Z-CBM (Linear Reg.)	Z-CBM (Lasso)
GT: West Highland White Terrier 	Predicted: Pajamas bath robe (3.62) matching trouser (2.01) apparel (0.69) baby product (0.16) sewing pattern (0.12)	Predicted: Sealyham Terrier wheaten terrier mix (2.650) white wheaten dog (2.474) dog costume (2.174) dog coat (2.027) animal coat (2.024)	Predicted: West Highland White Terrier NOT maltese dog terrier (0.433) beige blanket coat (0.412) white wheaten dog (0.389) modern sofa (0.269) cosy doggy jumper (0.247)
GT: Ox 	Predicted: Ox cows (3.09) a two wheeled carriage (1.33) a mahout (0.98) agriculture (0.70) transportation (0.52)	Predicted: Bullock Cart pastoral labor (2.889) popular rural mobile (2.579) rural truck road (2.162) wagon driver (2.149) person in truck (2.006)	Predicted: Bullock Cart farmer transports (0.695) popular rural mobile (0.549) village traffic (0.433) NOT india daily cattle (0.411) agriculture (0.348)
GT: Toy Store 	Predicted: Toy Store a comic store (4.38) a variety of toys (3.74) toys (0.04) retailer (0.04) soft toys (0.01)	Predicted: Toy Store game collections(1.869) game room (1.683) comic book place (1.569) comic room (1.490) NOT banner store (1.435)	Predicted: Toy Store merchandise displays (0.538) hobby store (0.531) comic store (0.511) displayed toys (0.396) store view (0.363)
GT: Chain Link Fence 	Predicted: Hook locking shackle (1.35) a rod (1.33) hangs from a wire (0.97) a handle for leverage (0.41) a loop for hanging (0.38)	Predicted: Turnstile NOT macro rope (2.408) NOT rope (2.117) macro rust (2.040) barded wire tree (1.933) NOT sambucas stem (1.885)	Predicted: Chain pruned branch (0.441) rust steel (0.367) iron railing (0.343) NOT macro rope (0.332) curly branch (0.327)

Figure 5: Qualitative evaluation of predicted concepts on the ImageNet validation set. While Label-free CBMs sometimes hallucinate invisible concepts or ignore important concepts, Z-CBMs with lasso consistently provide realistic and dominant concepts in input images with diverse vocabulary. **NOT** prefix denotes that the concept has negative coefficients.

of concept banks; the brackets in the Z-CBM rows represent the dataset used to construct the concept bank. In the zero-shot setting, we observed that our Z-CBMs outperformed the zero-shot CLIP baseline. This is beyond our expectations and may be due to the fact that Z-CBMs approximate image features with the weighted sum of concept text features, reducing the modality gap between the original image and the label text (see Appendix C.2). The ablation of concept banks demonstrates that higher accuracy tends to be achieved by larger concept banks. This indicates that image features are more accurately approximated by selecting concepts from a rich vocabulary. We further explore the impacts of concept banks in Sec. 5.6.2.

In the training head setting, Z-CBMs based on linear probing models (**LP-Z-CBMs**) reproduced the accuracy of linear probing well. Further, LP-Z-CBMs stably outperformed existing methods that require additional training for special modules. This suggests that our concept retrieval and concept regression using the original CLIP features are sufficient for input-to-concept and concept-to-label inference in terms of target task performance.

5.6. Detailed Analysis

5.6.1. EFFECTS OF BACKBONE VLMs

We show the impacts on Z-CBMs when varying backbone VLMs. Since vision-language models are being intensively

studied, it is important to confirm the compatibility of Z-CBMs with successor models with better zero-shot performance. In addition to the CLIP models, we used OpenCLIP (Cherti et al., 2023), SigLIP (Zhai et al., 2023), and DFN (Fang et al., 2024). Table 4 demonstrates the results, including the original zero-shot classification accuracy and the accuracy with Z-CBMs, and CLIP-Score. The performance of Z-CBMs improved in proportion to the zero-shot performance of the VLMs. In particular, the gradual improvement in CLIP-Score indicates that input-to-concept inference becomes more accurate with more powerful VLMs. We also observed that the improvement phenomenon over black-box baselines discussed in Sec. 5.5 appears especially in small models where the multi-modal alignment capability is relatively weak. These results suggest that Z-CBM is universally applicable across generations of VLMs, and that its practicality will improve as VLMs evolve in future work.

5.6.2. EFFECTS OF CONCEPT BANK

As shown in Sec. 5.5 and Table 3, the choice of concept bank is crucial for the performance. Here, we provide a more detailed analysis of the concept banks. Table 5 summarizes the results when varying concept banks. For comparison, we added the concept bank generated by GPT-3 from ImageNet class names, which is used in Label-free CBMs (Oikarinen et al., 2023); we used the concept sets published in the official repository. Although it is competitive with the ex-

Table 3: Top-1 accuracy on 12 classification datasets with CLIP ViT-B/32. Complete results appear in Table 9.

Setting	Method	Avg. of 12 datasets
Zero-Shot	Zero-shot CLIP	53.73
	Z-CBM (Flickr30K)	52.62
	Z-CBM (CC3M)	52.98
	Z-CBM (CC12M)	53.97
	Z-CBM (YFCC15M)	53.94
	Z-CBM (ALL)	54.28
Training Head	Linear Probe CLIP	78.98
	Label-free CBM	74.87
	LaBo	74.04
	CDM	76.39
	LP-Z-CBM (ALL)	78.31

Table 4: Performance of Z-CBMs varying backbone VLMs on ImageNet.

Backbone VLM	Top-1 Acc. (Black Box)	Top-1 Acc. (Z-CBM)	CLIP-Score (Z-CBM)
CLIP ViT-B/32	61.88	62.70	0.7766
CLIP ViT-L/14	72.87	73.19	0.7881
OpenCLIP ViT-H/14	77.20	77.81	0.7910
OpenCLIP ViT-G/14	79.03	78.27	0.8095
SigLIP ViT-SO400M/14	82.27	81.74	0.8241
DFN ViT-H/14	83.85	83.40	0.8337

isting CBM baseline (Label-free CBMs), Z-CBMs with the GPT-3 concepts significantly degraded the top-1 accuracy from Zero-shot CLIP, and the CLIP score was much lower than that of our concept banks composed of noun phrases extracted from caption datasets. This indicates that the concept bank used in the existing method is limited in its ability to represent image concepts. Meanwhile, our concept bank scalably improved in accuracy and CLIP-Score as its size increased, and combining all of them achieved the best results.

5.6.3. EFFECTS OF CONCEPT REGRESSOR

Z-CBMs allow users to choose arbitrary sparse linear regression algorithms according to their demands, as discussed in Sec. 4. Here, we compare the performance of Z-CBMs with multiple sparse linear regression algorithms: lasso (Tibshirani, 1996), elastic net (Zou & Hastie, 2005), and sparsity-constrained optimization with HTP (Yuan et al., 2014). Further, we evaluate these sparse algorithms by comparing them with non-sparse algorithms to compute the importance of concepts: CLIP Similarity, which uses the cosine similarity computed on CLIP as the importance, and linear regression. Table 6 shows the performance, where sparsity is a ratio of non-zero importance coefficients to the total number of concept candidates. While the sparse linear regression algorithms achieved top-1 accuracy scores at the same level, the non-sparse algorithms failed to accurately predict labels from importance-weighted concepts. Additionally, linear regression has unstable numerical computation due to the

Table 5: Performance of Z-CBMs varying concept banks on ImageNet with CLIP ViT-B/32.

Concept Bank	Vocab. Size	Top-1 Acc.	CLIP-Score
Zero-shot CLIP	N/A	61.88	N/A
Label-free CBM w/ GPT-3 (ImageNet Class)	4K	58.00	0.7056
CDM w/ GPT-3 (ImageNet Class)	4K	62.52	0.7445
GPT-3 (ImageNet Class)	4K	59.18	0.6276
Noun Phrase (Flickr30K)	45K	61.52	0.6770
Noun Phrase (CC3M)	186K	62.38	0.7109
Noun Phrase (CC12M)	2.58M	62.42	0.7671
Noun Phrase (YFCC15M)	2.20M	62.45	0.7679
Noun Phrase (ALL)	5.12M	62.70	0.7746

Table 6: Performance of Z-CBMs varying concept regressor on ImageNet with CLIP ViT-B/32.

Concept Regressor	Top-1 Acc.	Sparsity	CLIP-Score
CLIP Similarity	14.66	0.0000	0.8117
Linear Regression	52.88	0.0000	0.7076
Lasso	62.70	0.8201	0.7746
Elastic Net	62.84	0.7311	0.7818
Sparsity-Constrained (HTP)	62.54	0.8750	0.7795

rank-deficient of the Gram matrix of F_{C_x} when the feature dimension d is smaller than the concept retrieval size K . In contrast, lasso can avoid this by sparse regularization. These results indicate that the concept selection by sparse linear regression is crucial in Z-CBMs. In this sense, we can interpret our concept regression as a re-ranking method of the CLIP similarity. Elastic net was the best in accuracy, but it selected more concepts than the other sparse algorithms. This is because elastic net selects all highly correlated concepts to derive a unique solution by combining ℓ_1 and ℓ_2 regularization (Hastie et al., 2015). HTP explicitly limits the number of concepts selected to 256, so while it achieves the highest sparsity, it had the lowest accuracy of the sparse algorithms due to the shortage of concepts for explanation.

6. Conclusion

In this paper, we presented zero-shot CBMs (Z-CBMs), which predict input-to-concept and concept-to-label mappings in a fully zero-shot manner. To this end, Z-CBMs first search input-related concept candidates by concept retrieval, which leverages pre-trained VLMs and a large-scale concept bank containing millions of concepts to explain outputs for unseen input images in various domains. For the concept-to-label inference, concept regression estimates the importance of concepts by solving the sparse linear regression approximating the input image features with linear combinations of selected concepts. Our extensive experiments show that Z-CBMs can provide interpretable and intervenable concepts comparable to conventional CBMs that require training. Since Z-CBMs can be built on any off-the-shelf VLMs, we believe that it will be a good baseline for zero-shot interpretable models based on VLMs in future research.

Impact Statements. This paper presents work whose goal is to advance the field of Machine Learning. There are many potential societal consequences of our work, none which we feel must be specifically highlighted here.

References

- Bhalla, U., Oesterling, A., Srinivas, S., Calmon, F. P., and Lakkaraju, H. Interpreting clip with sparse linear concept embeddings (splice). In Advances in Neural Information Processing Systems, 2024.
- Bird, S. Nltk: the natural language toolkit. In Proceedings of the COLING/ACL 2006 Interactive Presentation Sessions, pp. 69–72, 2006.
- Bossard, L., Guillaumin, M., and Van Gool, L. Food-101 – mining discriminative components with random forests. In European Conference on Computer Vision, 2014.
- Brown, T., Mann, B., Ryder, N., Subbiah, M., Kaplan, J. D., Dhariwal, P., Neelakantan, A., Shyam, P., Sastry, G., Askell, A., Agarwal, S., Herbert-Voss, A., Krueger, G., Henighan, T., Child, R., Ramesh, A., Ziegler, D., Wu, J., Winter, C., Hesse, C., Chen, M., Sigler, E., Litwin, M., Gray, S., Chess, B., Clark, J., Berner, C., McCandlish, S., Radford, A., Sutskever, I., and Amodei, D. Language models are few-shot learners. In Advances in Neural Information Processing Systems, 2020a.
- Brown, T., Mann, B., Ryder, N., Subbiah, M., Kaplan, J. D., Dhariwal, P., Neelakantan, A., Shyam, P., Sastry, G., Askell, A., et al. Language models are few-shot learners. Advances in neural information processing systems, 2020b.
- Changpinyo, S., Sharma, P., Ding, N., and Soricut, R. Conceptual 12m: Pushing web-scale image-text pre-training to recognize long-tail visual concepts. In Proceedings of the IEEE/CVF conference on computer vision and pattern recognition, pp. 3558–3568, 2021.
- Cherti, M., Beaumont, R., Wightman, R., Wortsman, M., Ilharco, G., Gordon, C., Schuhmann, C., Schmidt, L., and Jitsev, J. Reproducible scaling laws for contrastive language-image learning. In Proceedings of the IEEE/CVF Conference on Computer Vision and Pattern Recognition, pp. 2818–2829, 2023.
- Cimpoi, M., Maji, S., Kokkinos, I., Mohamed, S., and Vedaldi, A. Describing textures in the wild. In Proceedings of the IEEE/CVF Conference on Computer Vision and Pattern Recognition, 2014.
- Conti, A., Fini, E., Mancini, M., Rota, P., Wang, Y., and Ricci, E. Vocabulary-free image classification. In Advances in Neural Information Processing Systems, 2023.
- Demirel, B., Gokberk Cinbis, R., and Ikizler-Cinbis, N. Attributes2classname: A discriminative model for attribute-based unsupervised zero-shot learning. In Proceedings of the IEEE international conference on computer vision, 2017.
- Douze, M., Guzhva, A., Deng, C., Johnson, J., Szilvasy, G., Mazaré, P.-E., Lomeli, M., Hosseini, L., and Jégou, H. The faiss library. arXiv preprint arXiv:2401.08281, 2024.
- Fang, A., Jose, A. M., Jain, A., Schmidt, L., Toshev, A., and Shankar, V. Data filtering networks. In International Conference on Learning Representations, 2024.
- Fei-Fei, L., Fergus, R., and Perona, P. Learning generative visual models from few training examples: An incremental bayesian approach tested on 101 object categories. In Conference on CVPR Workshop, 2004.
- Hanu, L. and Unitary team. Detoxify. Github. <https://github.com/unitaryai/detoxify>, 2020.
- Hastie, T., Tibshirani, R., and Wainwright, M. Statistical learning with sparsity. Monographs on statistics and applied probability, 143(143):8, 2015.
- Helber, P., Bischke, B., Dengel, A., and Borth, D. Eurosat: A novel dataset and deep learning benchmark for land use and land cover classification. IEEE Journal of Selected Topics in Applied Earth Observations and Remote Sensing, 12(7):2217–2226, 2019.
- Hessel, J., Holtzman, A., Forbes, M., Le Bras, R., and Choi, Y. Clipscore: A reference-free evaluation metric for image captioning. In Proceedings of the 2021 Conference on Empirical Methods in Natural Language Processing, pp. 7514–7528, 2021.
- Jia, C., Yang, Y., Xia, Y., Chen, Y.-T., Parekh, Z., Pham, H., Le, Q., Sung, Y.-H., Li, Z., and Duerig, T. Scaling up visual and vision-language representation learning with noisy text supervision. In International conference on machine learning. PMLR, 2021.
- Johnson, J., Douze, M., and Jégou, H. Billion-scale similarity search with GPUs. IEEE Transactions on Big Data, 7(3):535–547, 2019.
- Koh, P. W., Nguyen, T., Tang, Y. S., Musmann, S., Pierson, E., Kim, B., and Liang, P. Concept bottleneck models. In International conference on machine learning, 2020.
- Krause, J., Stark, M., Deng, J., and Fei-Fei, L. 3d object representations for fine-grained categorization. In 4th International IEEE Workshop on 3D Representation and Recognition, Sydney, Australia, 2013.

- Liang, V. W., Zhang, Y., Kwon, Y., Yeung, S., and Zou, J. Y. Mind the gap: Understanding the modality gap in multi-modal contrastive representation learning. *Advances in Neural Information Processing Systems*, 2022.
- Lundberg, S. M. and Lee, S.-I. A unified approach to interpreting model predictions. In *Advances in Neural Information Processing Systems*, 2017.
- Maji, S., Kannala, J., Rahtu, E., Blaschko, M., and Vedaldi, A. Fine-grained visual classification of aircraft. *arXiv*, 2013.
- Menon, S. and Vondrick, C. Visual classification via description from large language models. In *International Conference on Learning Representations*, 2023.
- Moayeri, M., Rezaei, K., Sanjabi, M., and Feizi, S. Text-to-concept (and back) via cross-model alignment. In *International Conference on Machine Learning*, 2023.
- Nilsback, M.-E. and Zisserman, A. Automated flower classification over a large number of classes. In *Proceedings of the Indian Conference on Computer Vision, Graphics and Image Processing*, 2008.
- Norouzi, M., Mikolov, T., Bengio, S., Singer, Y., Shlens, J., Frome, A., Corrado, G. S., and Dean, J. Zero-shot learning by convex combination of semantic embeddings. In *International Conference on Learning Representations*, 2014.
- Oikarinen, T., Das, S., Nguyen, L. M., and Weng, T.-W. Label-free concept bottleneck models. In *International Conference on Learning Representations*, 2023.
- Panousis, K. P., Ienco, D., and Marcos, D. Sparse linear concept discovery models. In *Proceedings of the IEEE/CVF International Conference on Computer Vision*, pp. 2767–2771, 2023.
- Parkhi, O. M., Vedaldi, A., Zisserman, A., and Jawahar, C. V. Cats and dogs. In *IEEE Conference on Computer Vision and Pattern Recognition*, 2012.
- Pedregosa, F., Varoquaux, G., Gramfort, A., Michel, V., Thirion, B., Grisel, O., Blondel, M., Prettenhofer, P., Weiss, R., Dubourg, V., Vanderplas, J., Passos, A., Cournapeau, D., Brucher, M., Perrot, M., and Duchesnay, E. Scikit-learn: Machine learning in Python. *Journal of Machine Learning Research*, 12:2825–2830, 2011.
- Radford, A., Kim, J. W., Hallacy, C., Ramesh, A., Goh, G., Agarwal, S., Sastry, G., Askell, A., Mishkin, P., Clark, J., et al. Learning transferable visual models from natural language supervision. In *International conference on machine learning*. PMLR, 2021.
- Ramaswamy, V. V., Kim, S. S., Fong, R., and Russakovsky, O. Overlooked factors in concept-based explanations: Dataset choice, concept learnability, and human capability. In *Proceedings of the IEEE/CVF Conference on Computer Vision and Pattern Recognition*, 2023.
- Rao, S., Mahajan, S., Böhle, M., and Schiele, B. Discover-then-name: Task-agnostic concept bottlenecks via automated concept discovery. In *Proceedings of the European Conference on Computer Vision*, 2024a.
- Rao, S., Mahajan, S., Böhle, M., and Schiele, B. Discover-then-name: Task-agnostic concept bottlenecks via automated concept discovery. *arXiv preprint arXiv:2407.14499*, 2024b.
- Russakovsky, O., Deng, J., Su, H., Krause, J., Satheesh, S., Ma, S., Huang, Z., Karpathy, A., Khosla, A., Bernstein, M., et al. Imagenet large scale visual recognition challenge. *International Journal of Computer Vision*, 115(3), 2015.
- Selvaraju, R. R., Cogswell, M., Das, A., Vedantam, R., Parikh, D., and Batra, D. Grad-cam: Visual explanations from deep networks via gradient-based localization. In *Proceedings of the IEEE international conference on computer vision*, pp. 618–626, 2017.
- Sharma, P., Ding, N., Goodman, S., and Soricut, R. Conceptual captions: A cleaned, hypernymed, image alt-text dataset for automatic image captioning. In *Proceedings of the 56th Annual Meeting of the Association for Computational Linguistics (Volume 1: Long Papers)*, pp. 2556–2565, 2018.
- Soomro, K. Ucf101: A dataset of 101 human actions classes from videos in the wild. *arXiv preprint arXiv:1212.0402*, 2012.
- Srivastava, D., Yan, G., and Weng, T.-W. Vlg-cbm: Training concept bottleneck models with vision-language guidance. *arXiv preprint arXiv:2408.01432*, 2024.
- Sundararajan, M., Taly, A., and Yan, Q. Axiomatic attribution for deep networks. In *International conference on machine learning*, pp. 3319–3328. PMLR, 2017.
- Tan, A., Zhou, F., and Chen, H. Explain via any concept: Concept bottleneck model with open vocabulary concepts. *arXiv preprint arXiv:2408.02265*, 2024.
- Thomee, B., Shamma, D. A., Friedland, G., Elizalde, B., Ni, K., Poland, D., Borth, D., and Li, L.-J. Yfcc100m: The new data in multimedia research. *Communications of the ACM*, 59(2):64–73, 2016.
- Tibshirani, R. Regression shrinkage and selection via the lasso. *Journal of the Royal Statistical Society Series B: Statistical Methodology*, 58(1):267–288, 1996.

- Wang, Z., Zhu, J., Chen, P., Peng, H., Zhang, X., Wang, A., Zheng, Y., Zhu, J., and Wang, X. *skscope: Fast sparsity-constrained optimization in python*. [arXiv preprint arXiv:2403.18540](#), 2024.
- Welinder, P., Branson, S., Mita, T., Wah, C., Schroff, F., Belongie, S., and Perona, P. *Caltech-UCSD Birds 200*. Technical report, California Institute of Technology, 2010.
- Xiao, J., Hays, J., Ehinger, K. A., Oliva, A., and Torralba, A. *Sun database: Large-scale scene recognition from abbey to zoo*. In *2010 IEEE computer society conference on computer vision and pattern recognition*, pp. 3485–3492. IEEE, 2010.
- Xu, X., Qin, Y., Mi, L., Wang, H., and Li, X. *Energy-based concept bottleneck models: unifying prediction, concept intervention, and conditional interpretations*. In *International Conference on Learning Representations*, 2024.
- Yang, Y., Panagopoulou, A., Zhou, S., Jin, D., Callison-Burch, C., and Yatskar, M. *Language in a bottle: Language model guided concept bottlenecks for interpretable image classification*. In *Proceedings of the IEEE/CVF Conference on Computer Vision and Pattern Recognition*, 2023.
- Young, P., Lai, A., Hodosh, M., and Hockenmaier, J. *From image descriptions to visual denotations: New similarity metrics for semantic inference over event descriptions*. *Transactions of the Association for Computational Linguistics*, 2:67–78, 2014.
- Yuan, X., Li, P., and Zhang, T. *Gradient hard thresholding pursuit for sparsity-constrained optimization*. In *International Conference on Machine Learning*, pp. 127–135. PMLR, 2014.
- Yuksekgonul, M., Wang, M., and Zou, J. *Post-hoc concept bottleneck models*. In *International Conference on Learning Representations*, 2023.
- Zarlenga, M. E., Barbiero, P., Ciravegna, G., Marra, G., Giannini, F., Diligenti, M., Precioso, F., Melacci, S., Weller, A., Lio, P., et al. *Concept embedding models*. In *Advances in Neural Information Processing Systems*, 2022.
- Zhai, X., Mustafa, B., Kolesnikov, A., and Beyer, L. *Sigmoid loss for language image pre-training*. In *Proceedings of the IEEE/CVF International Conference on Computer Vision*, 2023.
- Zhou, K., Yang, J., Loy, C. C., and Liu, Z. *Learning to prompt for vision-language models*. *International Journal of Computer Vision*, 130(9):2337–2348, 2022.
- Zou, H. and Hastie, T. *Regularization and variable selection via the elastic net*. *Journal of the Royal Statistical Society Series B: Statistical Methodology*, 67(2):301–320, 2005.

Zero-shot Concept Bottleneck Models

Table 7: CLIP-Score on 12 classification datasets. We compute the averaged CLIP-Scores between images and concepts with top-10 absolute coefficients.

Method	Air	Bird	Cal	Car	DTD	Euro	Flo	Food	IN	Pet	SUN	UCF	Avg.
Label-free CBM	0.6824	0.7818	0.7023	0.7106	0.6552	0.6179	0.6988	0.6959	0.7202	0.7119	0.7327	0.6688	0.6982
LaBo	0.6980	0.7626	0.7211	0.7411	0.6299	0.6202	0.7138	0.7526	0.7272	0.7235	0.7060	0.6978	0.7078
CDM	0.6887	0.7655	0.7164	0.7221	0.7000	0.6584	0.7239	0.7151	0.7618	0.7257	0.7049	0.6870	0.7141
Z-CBM (ALL)	0.7811	0.8100	0.7748	0.7582	0.7661	0.7457	0.7767	0.7785	0.7766	0.7477	0.7925	0.7965	0.7754

Table 8: Concept coverage (%) of Z-CBMs on 12 classification datasets

Method	Air	Bird	Cal	Car	DTD	Euro	Flo	Food	IN	Pet	SUN	UCF	Avg.
Z-CBM (Cosine Similarity)	66.83	41.42	37.13	60.95	71.85	90.37	50.39	77.50	48.80	90.07	29.76	37.04	58.51
Z-CBM (Linear Regression)	96.45	81.98	51.82	58.06	91.40	90.91	90.82	90.88	71.51	95.37	40.84	62.43	76.87
Z-CBM (Lasso)	98.95	86.01	69.97	96.43	94.26	91.91	93.57	96.74	86.92	97.37	42.86	68.20	85.27

Table 9: Top-1 accuracy on 12 classification datasets with CLIP ViT-B/32.

Setting	Method	Air	Bird	Cal	Car	DTD	Euro	Flo	Food	IN	Pet	SUN	UCF	Avg.
Zero-Shot	Zero-shot CLIP	18.93	51.80	24.50	60.38	43.24	35.54	63.41	78.61	61.88	85.77	61.21	59.48	53.73
	Z-CBM (Flickr30K)	18.27	46.70	24.26	56.46	43.56	34.32	59.80	78.17	61.52	85.46	62.23	60.67	52.62
	Z-CBM (CC3M)	18.09	48.53	24.30	55.58	43.51	35.09	61.44	78.89	62.68	85.29	62.18	60.45	52.98
	Z-CBM (CC12M)	18.66	51.03	24.42	59.22	43.72	36.73	63.31	79.26	62.42	85.98	62.11	60.75	52.98
	Z-CBM (YFCC15M)	18.81	51.87	24.54	58.72	43.40	35.96	63.38	79.22	62.42	85.94	62.07	60.96	53.97
	Z-CBM (ALL)	19.00	51.75	25.42	58.87	43.86	36.12	63.78	82.44	62.70	85.95	62.89	61.49	54.28
Training Head	Linear Probe CLIP	45.06	72.72	95.70	79.75	74.84	92.99	94.02	87.06	68.54	88.72	65.20	83.14	78.98
	Label-free CBM	42.72	67.05	94.12	71.81	74.31	91.30	91.23	81.91	58.00	83.29	62.00	80.68	74.87
	LaBo	43.43	69.38	94.82	77.78	73.59	88.17	91.67	84.29	59.16	87.24	57.70	81.26	74.04
	CDM	44.58	69.75	95.78	77.27	74.80	92.16	92.99	81.85	62.52	86.59	56.48	81.93	76.39
	LP-Z-CBM (ALL)	44.80	71.67	95.50	78.09	73.94	91.22	93.28	86.73	67.99	88.58	65.53	82.37	78.31

A. Details of Concept Filtering

We basically follow the policies introduced by (Oikarinen et al., 2023), which removes (i) too long concepts, (ii) too similar concepts to each other, and (iii) too similar concepts to target class names (optional). However, the second policy is computationally intractable because it requires the $\mathcal{O}(|C|^2)$ computation of the similarity matrix across all concepts. Thus, we approximate this using a similarity search by Eq. (1) that yields the most similar concepts. We retrieve the top 64 concepts from a concept and remove them according to the original policy.

B. Details of Settings

Zero-shot Baselines. For the black-box baseline, according to the previous work (Radford et al., 2021), we construct a class name prompt t_y by the scheme of “a photo of [class name]”, and make VLMs predict a target label \hat{y} by Eq. (2). ConSe is a zero-shot cross-modal classification method that infers a target label from a semantic embedding composed of the weighted sum of concepts of the single predicted ImageNet label. For Z-CBMs, we selected 1.0×10^{-5} as λ by searching from $\{1.0 \times 10^{-2}, 1.0 \times 10^{-3}, 1.0 \times 10^{-4}, 1.0 \times 10^{-5}, 1.0 \times 10^{-6}, 1.0 \times 10^{-7}, 1.0 \times 10^{-8}\}$ to choose the minimum value achieving over 10% non-zero concept ration when using $K = 2048$ on the subset of ImageNet training set. We used the same λ for all experiments. To make

C. Additional Experiments

C.1. Detailed Results for All Datasets

Table 7, 8, and 9 shows all of the results on the 12 datasets omitted in Table 1, 2, and 3, respectively.

C.2. Analysis on Modality Gap

In Section 5.5, Table 3 shows that Z-CBMs improved the zero-shot CLIP baselines. We hypothesize that the reason is reducing the modality gap (Liang et al., 2022) between image and text features by the weighted sum of concept features to approximate $f_V(x)$ by Eq. 3. To confirm this, we conduct a deeper analysis of the effects of Z-CBMs on the modality gap

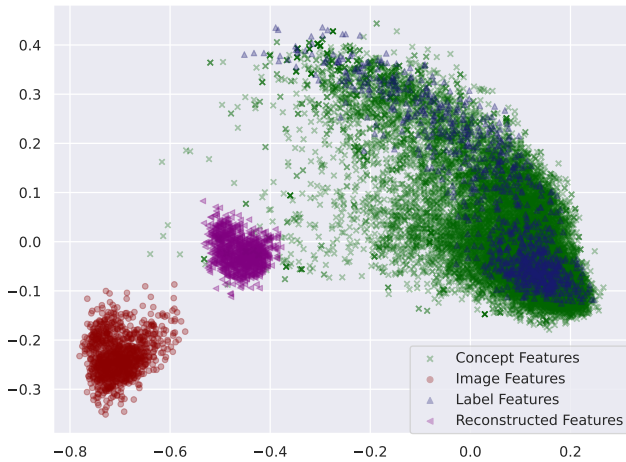
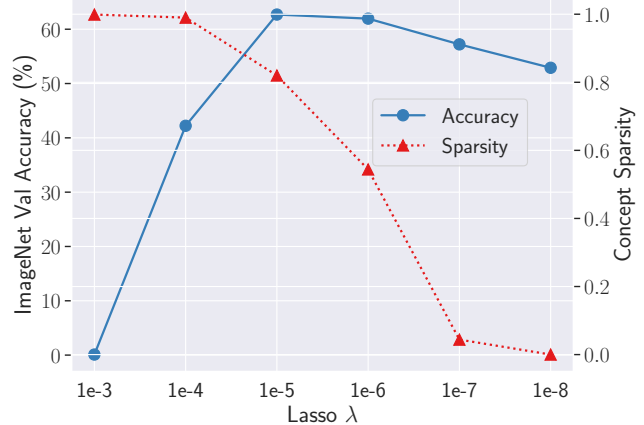


Figure 6: PCA feature visualization of Z-CBMs

Figure 7: Effects of varying λ in Eq. 3

with quantitative and qualitative evaluations. For quantitative evaluation, we measured the L2 distance between image-label features and concept-label features as the modality gap by following (Liang et al., 2022). The L2 distances were 1.74×10^{-3} in image-to-label and 0.86×10^{-3} in concept-to-label, demonstrating that Z-CBMs largely reduce the modality gap by concept regression. We also show the PCA feature visualizations in Figure 6, indicating that the weighted sums of concepts (reconstructed concepts) bridge the image and text modalities.

C.3. Effects of λ

Here, we discuss the effects when changing λ in Eq. (3). We varied λ in $\{1.0 \times 10^{-2}, 1.0 \times 10^{-3}, 1.0 \times 10^{-4}, 1.0 \times 10^{-5}, 1.0 \times 10^{-6}, 1.0 \times 10^{-7}, 1.0 \times 10^{-8}\}$. Figure 7 plots the accuracy and the sparsity of predicted concepts on ImageNet. Using different lambda varies the sparsity and accuracy. Therefore, selecting appropriate λ is important for achieving both high sparsity and high accuracy.

C.4. Effects of K in Concept Retrieval

As discussed in Sec. 4, the retrieved concept number K in concept retrieval controls the trade-off between the accuracy and inference time. We assess the effects of K by varying it in $[128, 256, 512, 1024, 2048]$ and measuring the top-1 accuracy and averaged inference time for processing an image. Note that we set 2048 as the maximum value of K because it is the upper bound in the GPU implementation of Faiss (Johnson et al., 2019). Figure 8 illustrates the relationship between the accuracy and total inference time. As expected, the size of K produces a trade-off between accuracy and inference time. Even so, the increase in inference time with increasing K is not explosive and is sufficiently practical since the inferences can be completed in around 55 milliseconds per sample. The detailed breakdowns of total inference time when $K = 2048$ were 0.11 for extracting image features, 5.35 for concept retrieval, and 49.23 for concept regression, indicating that the computation time of concept regression is dominant for the total. In future work, we explore speeding up methods for Z-CBMs to be competitive with the existing CBMs baseline that require training (e.g., Label-free CBMs, which infer a sample in 3.30 milliseconds).

Ethics Statement. A potential ethical risk of our proposed method is the possibility that biased vocabulary contained in the concept bank may be output as explanations. Since the concept bank is automatically generated from the caption dataset, it should be properly pre-processed using a filtering tool such as Detoxify (Hanu & Unitary team, 2020) if the data source can be biased.

Reproducibility Statement. As described in Sec. 4 and 5, the implementation of the proposed method uses a publicly available code base. For example, the VLMs backbones are publicly available in the OpenAI CLIP² and Open CLIP³ GitHub repositories. All datasets are also available on the web; see the references in Sec. 5.1 for details. For the computation

²<https://github.com/openai/CLIP>

³https://github.com/mlfoundations/open_clip

Zero-shot Concept Bottleneck Models

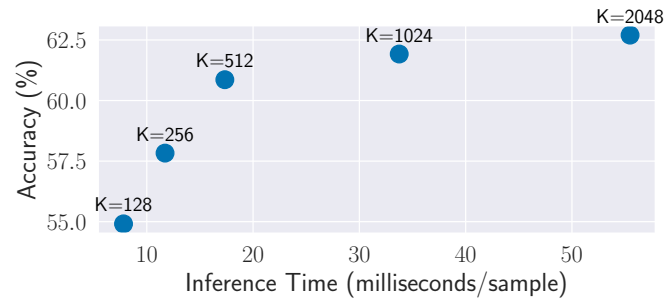


Figure 8: Accuracy vs. inference time by varying retrieved concept number K .

resources, we used a 24-core Intel Xeon CPU with an NVIDIA A100 GPU with 80GB VRAM. More details of our implementation can be found in the attached code in the supplementary materials and we will make the code available on the public repository if the paper is accepted.