

Separable Approximations of Optimal Value Functions and Their Representation by Neural Networks*

Mario Sperl[†] Luca Saluzzi[‡] Dante Kalise[§] Lars Grüne[†]

February 13, 2025

Abstract

The use of separable approximations is proposed to mitigate the curse of dimensionality related to the approximation of high-dimensional value functions in optimal control. The separable approximation exploits intrinsic decaying sensitivity properties of the system, where the influence of a state variable on another diminishes as their spatial, temporal, or graph-based distance grows. This property allows the efficient representation of global functions as a sum of localized contributions. A theoretical framework for constructing separable approximations in the context of optimal control is proposed by leveraging decaying sensitivity in both discrete and continuous time. Results extend prior work on decay properties of solutions to Lyapunov and Riccati equations, offering new insights into polynomial and exponential decay regimes. Connections to neural networks are explored, demonstrating how separable structures enable scalable representations of high-dimensional value functions while preserving computational efficiency.

Keywords: Separable approximations, Decaying sensitivity, Neural Networks, Optimal control

1 Introduction

High-dimensional systems are ubiquitous in science and engineering, with applications ranging from physics and biology, to social networks and machine learning. A recurring challenge in these domains is the efficient representation and computation of functions defined over high-dimensional spaces. It is often the case that the computational complexity associated to function representation grows exponentially with the space dimension, a phenomenon referred to as the *curse of dimensionality*.

One promising approach to mitigating the curse of dimensionality lies in exploiting separability, that is, the ability to approximate a global function as a sum of local contributions involving only a subset of variables. Separability properties can be intrinsic to the problem under study, as in systems where interactions decay with distance or graph connectivity, such as in physical systems governed by locality principles or networked systems with sparse interactions. At a computational level, separability can be enforced by a suitable approximation ansatz, including separation of variables, ANOVA [22], and most recent tools such as tensor decompositions [5, 21]. Theoretical and computational frameworks for separable approximations offer significant reductions in complexity while retaining essential structural features of the underlying functions.

In this work, we focus on the construction and analysis of separable approximations for functions that exhibit a decaying sensitivity property, where the influence of one variable on another diminishes as their distance (spatial, temporal, or graph-based) increases.

The concept of decaying sensitivity is intrinsically linked to the off-diagonal decay property, a topic extensively explored in the field of numerical linear algebra. A foundational theoretical framework for understanding this behavior is introduced in [3], where decay bounds are derived for the entries of general matrix functions. This analysis is further advanced in [12], which examines decay properties in the context of optimal control, specifically for solutions to Lyapunov equations. Additionally, related investigations are presented in [18], where the sparsity structure of solutions to Riccati equations is

*This research was supported by the Deutsche Forschungsgemeinschaft (DFG, German Research Foundation) - project number 463912816.

[†]Mathematical Institute, University of Bayreuth, Germany, (mario.sperl@uni-bayreuth.de and lars.gruene@uni-bayreuth.de)

[‡]Sapienza, University of Rome, Italy, (luca.saluzzi@uniroma1.it)

[§]Department of Mathematics, Imperial College London, United Kingdom, (d.kalise-balza@imperial.ac.uk)

analyzed, providing complementary insights into the decay and sparsity phenomena in matrix equations. Our particular focus of application are optimal control problems, for which such decaying sensitivity properties in time and space have been intensively studied in the past years, see, e.g., [11, 20, 27] for decaying sensitivity in time and [9, 23, 26, 30] for decaying sensitivity in space for problems governed by discrete-time dynamics, ODEs and PDEs. See also [25] for a related property for static nonlinear optimization problems. The key prerequisite for the occurrence of decaying sensitivity in space is that the optimal control problem consists of subsystems that are interconnected by a graph structure. For instance in multi-agent control systems or robotic swarms, each agent’s state and control variables are influenced predominantly by neighboring agents, leading to a natural decaying sensitivity structure. By leveraging this property, we develop computationally efficient methods for approximating optimal value functions through separable structures.

1.1 Contribution

The main purpose of this paper is to show that decaying sensitivity in space enables the construction of accurate separable approximations. While our result is formulated for arbitrary functions and thus provides a general framework for separable approximations, we focus on the approximation of value functions arising in the context of dynamic programming or reinforcement learning algorithms. Preliminary versions of the results in this paper appeared in the conference paper [29], however, the estimates provided in this paper significantly improve upon the results in [29]. In particular, we also address the case in which the sensitivity does not decay exponentially but only polynomially. Moreover, we comment on the relation of our result to known approximation-theoretic methods, such as *anchored decompositions*.

Furthermore, we establish connections between the existence of separable approximations and neural networks, illustrating how structured architectures can benefit separability to achieve scalable representations of high-dimensional functions. Through theoretical results and numerical experiments, we demonstrate the potential of this approach in reducing computational complexity while maintaining high approximation accuracy.

1.2 Outline

After defining the setting of this paper in Section 2, our main results are formulated and proved in Section 3. Here, we also explain the relation of our construction to the *anchored decomposition*. In Section 4 we recall results on the existence of exponentially decaying sensitivity for discrete-time linear quadratic optimal control problems and provide a decaying sensitivity result for a class of continuous-time linear-quadratic optimal control problems. In Section 5 we explain why the existence of separable approximations reduces the complexity of representing high-dimensional functions with neural networks and in Section 6 we provide numerical examples that illustrate these findings.

1.3 Notation

Throughout this paper, we adopt the following notation. For a vector $x \in \mathbb{R}^n$, we denote its one-dimensional components as x_j for $1 \leq j \leq n$. The entries of a given matrix A , which may include block-entries, are denoted by $A[i, j]$. The identity matrix in $\mathbb{R}^{n \times n}$ is denoted by I_n , and the null matrix of the same dimension is represented by 0_n . Additionally, unless otherwise specified, the notation $\|\cdot\|$ refers to the Euclidean 2-norm. The comparison space \mathcal{L} consists of all continuous and strictly decreasing functions $\gamma: \mathbb{R}_{\geq 0} \rightarrow \mathbb{R}_{\geq 0}$ that satisfy the condition $\lim_{\tau \rightarrow \infty} \gamma(\tau) = 0$. For a set $\Omega \subset \mathbb{R}^n$ and a function $f: \Omega \rightarrow \mathbb{R}^m$, we set $\|f\|_{\infty, \Omega} := \sup_{x \in \Omega} \|f(x)\|$. If f is continuously differentiable, we further define

$$\|f\|_{\mathcal{C}^1(\Omega)} := \|f\|_{\infty, \Omega} + \|\nabla f\|_{\infty, \Omega}.$$

2 General setting for decaying sensitivity

In this section, we introduce sensitivity for graph-based problems through a general framework. Though our primary results in Section 4 address decaying sensitivity in optimal control problems, the underlying concepts have broader applicability. This general formulation is valuable because the existence of separable approximations - a key finding related to decaying sensitivity - extends beyond optimal control to other graph-based problems.

Setting 2.1. Let us consider a system $s \in \mathbb{N}$ agents with states z_1, \dots, z_s with $z_j \in \mathbb{R}^{n_j}$ for $j = 1, \dots, s$, which together constitute the state space \mathbb{R}^n , where $n = \sum_{j=1}^s n_j$. Denote by $x = (z_1, \dots, z_s) \in \mathbb{R}^n$ the combined state of all agents. The interactions among the agents are represented by a directed graph $\mathcal{G} = (\mathcal{V}, \mathcal{E})$, consisting of s vertices $\mathcal{V} = \{1, \dots, s\}$, corresponding to the agents, with an edge $(i, j) \in \mathcal{E}$ indicating that agent z_i exerts some influence on z_j . For $i, j \in \{1, \dots, s\}$, define $\text{dist}_{\mathcal{G}}(i, j)$ to be the length of the shortest path from node i to node j in \mathcal{G} (possibly ∞ if no path exists and 0 if $i = j$). We are interested in computing a quantity of interest given by a function $V: \Omega \subset \mathbb{R}^n \rightarrow \mathbb{R}$.

Note that we use a directed graph \mathcal{G} to describe the interaction among agents. However, in the special case of symmetric influence, these interactions can be represented using an undirected graph, which can be viewed as a particular case of a directed graph. While the discussion in Section 4 and the presented examples focus on the symmetric case, leading to undirected graphs, we adopt the more general formulation with directed graphs, as the main results in Section 3 hold for both cases. In the following, we formalize the concept of a decaying sensitivity between agents with an increasing graph distance. To this end, for each $j \in \{1, \dots, s\}$ define the mapping

$$g_j: \mathbb{R}^n \rightarrow \mathbb{R}, \quad x = (z_1, \dots, z_s) \mapsto V(x) - V(z_1, \dots, z_{j-1}, 0, z_{j+1}, \dots, z_s). \quad (1)$$

Each such mapping g_j allows us to quantify the influence that the value of z_j has on the evaluation of V at some point x in the state space compared to the anchor 0. While the mappings g_j above could be defined using a general anchor in place of 0 for z_j in the second term of the difference, we choose to compare with 0 to avoid notational overload. We are now interested in how much the value of such a function g_j at some point in the state space is affected by a change of the values z_i with $i \in \{1, \dots, s\}, i \neq j$. We characterize this effect by examining the Lipschitz constant of the mapping g_j with respect to z_i . This leads to the following definition:

Definition 2.1. We say that V has the γ -decaying sensitivity property with respect to \mathcal{G} on Ω for $\gamma \in \mathcal{L}$ if for all $i, j \in \{1, \dots, s\}$ with $i \neq j$ and for all $x \in \Omega$ the mapping g_j as defined in (1) is Lipschitz w.r.t. z_i at the point $x = (z_1, \dots, z_s)$ with Lipschitz constant

$$L_{i,j} := \gamma(\text{dist}_{\mathcal{G}}(i, j)) \|z_j\|. \quad (2)$$

If the considered graph \mathcal{G} and the set Ω are clear from the context, we refer to this property as γ -sensitivity. Intuitively, Definition 2.1 implies that the influence an agent z_i has on z_j , as measured by the mapping g_j , decreases as the graph distance between i and j increases. Note that in the situation of Definition 2.1 we may have $\text{dist}_{\mathcal{G}}(i, j) = \infty$ for some $i, j \in \{1, \dots, s\}$ if there is no path from node i to node j in \mathcal{G} . In this case, (2) is to be understood as $L_{i,j} = 0$, thus stating that g_j is independent of z_i .

3 Separable approximation through decaying sensitivity

In this section, we first clarify the relationship between the decaying sensitivity property introduced in Definition 2.1 and the Hessian of the function V , under the assumption that V is twice continuously differentiable. We then revisit the approximation method for V proposed in [29] and apply Definition 2.1 to establish an enhanced error bound that is independent of the number of agents s , exhibiting either exponential or polynomial decay in sensitivity. Finally, we highlight a connection between our construction and the anchored decomposition, a well-established concept in approximation theory. Throughout this section, we work within the framework established in Setting 2.1.

3.1 Relation between decaying sensitivity and the Hessian

Assuming twice differentiability of the function V , we can deduce γ -sensitivity from a corresponding property of its Hessian, as established in the following result.

Proposition 3.1. Let $\Omega \subset \mathbb{R}^n$ be convex and assume that V is $\mathcal{C}^2(\Omega)$. If there exist $\gamma \in \mathcal{L}$ such that for all $i, j \in \{1, \dots, s\}$ with $i \neq j$ and for all $x = (z_1, \dots, z_s) \in \Omega$ we have

$$\left\| \frac{\partial^2}{\partial z_i \partial z_j} V(x) \right\| \leq \gamma(\text{dist}_{\mathcal{G}}(i, j)),$$

then V has γ -sensitivity on Ω .

Proof. Fix some $i, j \in \{1, \dots, s\}$, $i \neq j$. Let $z_{-j} = (z_1, \dots, z_{j-1}, z_{j+1}, \dots, z_s) \in \mathbb{R}^{n-n_j}$. By assumption, the mapping

$$z_j \mapsto \frac{\partial}{\partial z_i} V(z_1, \dots, z_s)$$

is continuously differentiable. Thus, for all $z_j \in \mathbb{R}^{n_j}$ with $(z_1, \dots, z_s) \in \Omega$ there exists some $\xi \in [0, 1]$ such that

$$\begin{aligned} & \left\| \frac{\partial}{\partial z_i} g_j(z_1, \dots, z_s) \right\| = \left\| \frac{\partial}{\partial z_i} V(x) - \frac{\partial}{\partial z_i} V(z_1, \dots, z_{j-1}, 0, z_{j+1}, \dots, z_s) \right\| \\ & = \left\| \frac{\partial^2}{\partial z_i \partial z_j} V(z_1, \dots, z_{j-1}, \xi z_j, z_{j+1}, \dots, z_s) z_j \right\|. \end{aligned}$$

By assumption and the convexity of Ω we obtain

$$\left\| \frac{\partial}{\partial z_i} g_j(z_j, z_{-j}) \right\| \leq \gamma(\text{dist}_{\mathcal{G}}(i, j)) \|z_j\|,$$

whence $L_{i,j} := \gamma(\text{dist}_{\mathcal{G}}(i, j)) \|z_j\|$ is a Lipschitz constant of g_j with respect to z_i at the point (z_1, \dots, z_s) . Then, applying Definition 2.1, the result follows. \square

Quadratic functions are of particular interest in optimal control, as they represent solutions to the Linear Quadratic Regulator (LQR) problem, which will be examined in greater detail in Section 4. For quadratic functions of the form $V(x) = x^T P x$ for some matrix $P \in \mathbb{R}^{n \times n}$ we can characterize the decaying sensitivity of V via a decay in the block structure of P . Given an exponential decay, this links Definition 2.1 to the concept of spatially exponential decaying matrices. In the following, for $P \in \mathbb{R}^{n \times n}$ we denote with $P[i, j]$ the block-matrix of P consisting of the columns corresponding to z_j and the rows corresponding to z_i .

Definition 3.1 (Definition 1 in [30]). *A matrix $P \in \mathbb{R}^{n \times n}$ is called (C, ρ) spatially exponential decaying (SED) for $C > 0$ and $\rho \in (0, 1)$ if for all $i, j \in \{1, \dots, s\}$*

$$\|P[i, j]\| \leq C \rho^{\text{dist}_{\mathcal{G}}(i, j)}.$$

Corollary 3.1. *Let $V(x) = x^T P x$ with $P \in \mathbb{R}^{n \times n}$. Assume that there exists $\gamma \in \mathcal{L}$ such that for all $i, j \in \{1, \dots, s\}$ it holds that*

$$\|P[i, j]\| \leq \gamma(\text{dist}_{\mathcal{G}}(i, j)). \quad (3)$$

Then V admits a γ decaying sensitivity property. In particular, if P is (C, ρ) SED for some $C > 0$ and $\rho \in (0, 1)$, then V admits an exponential decaying sensitivity given by $\gamma(\cdot) = C \rho^{(\cdot)}$.

Proof. Since P is the Hessian of V , the claim follows directly from Proposition 3.1. \square

3.2 Construction of a Separable Approximation

In the following, we examine the primary advantage of the decaying sensitivity property, which is that the global behavior of V can be approximated by considering its behavior on local subsets of the graph, leading to a separable approximation of the function V .

Definition 3.2. *Let $n, d \in \mathbb{N}$ with $d \leq n$. A function $F: \mathbb{R}^n \rightarrow \mathbb{R}$ is called d -separable if F can be expressed as $F = \sum_{j=1}^s F_j$ for some $s \leq n$ and functions $F_j: \mathbb{R}^{d_j} \rightarrow \mathbb{R}$ with $d_j \leq d$ for all $1 \leq j \leq s$.*

Through a systematic elimination of the subsystems, a separable approximation of V was constructed in [29]. The approximation depends on a variable $l \leq s$ and can be expressed as follows:

$$V(x) \approx V(0) + \Psi_l(x) = V(0) + \sum_{j=1}^s \Psi_l^j(z_{j,l}), \quad x \in \Omega, \quad (4)$$

where $z_{j,l}$ represents the vector containing the states of subsystem z_j along with all subsystems z_i with $i \geq j$ and $\text{dist}_{\mathcal{G}}(i, j) \leq l$. Let $d_{j,l} \in \mathbb{N}$ denote the dimension associated with $z_{j,l}$, i.e., $d_{j,l}$ is the sum of the dimensions of the subsystems that have an index smaller than j and a graph distance of at most

l from z_j . Furthermore, let $x_{j,l} \in \mathbb{R}^n$ denote the lifting of $z_{j,l}$ into \mathbb{R}^n by inserting the value 0 for all subsystems not included in $z_{j,l}$. The component functions Ψ_l^j in (4) are defined as

$$\Psi_l^j(z_{j,l}) := V(x_{j,l}) - V(\Lambda_j x_{j,l}), \quad (5)$$

where $\Lambda_j: \mathbb{R}^n \rightarrow \mathbb{R}^n$ sets the values of subsystem j to 0, i.e., for $x = (z_1, \dots, z_s)$ it is

$$\Lambda_j x = (z_1, \dots, z_{j-1}, 0, z_{j+1}, \dots, z_s).$$

Consequently, the expression in (4) constitutes a d -separable approximation with $d := \max_{j \in \{1, \dots, s\}} d_{j,l}$. Figure 1 illustrates a graph composed of five subsystems, where the graph distance is given by $\text{dist}_{\mathcal{G}}(i, j) = |i - j|$. According to our notation, this example corresponds to $z_{1,2} = (z_1, z_2, z_3)$, $x_{1,2} = (z_1, z_2, z_3, 0, 0)$, and $\Psi_2^1(z_{1,2}) = V(z_1, z_2, z_3, 0, 0) - V(0, z_2, z_3, 0, 0)$. Note that the approximation (4) is based on a step-by-step elimination of the subsystems, beginning with z_1 , followed by z_2 , and so on, see Figure 2 in [29] for an illustration. Thus, for graphs where not all nodes are structurally identical, the indexing of the subsystems influences the sizes of the graph-neighborhoods and thus the order of separability.

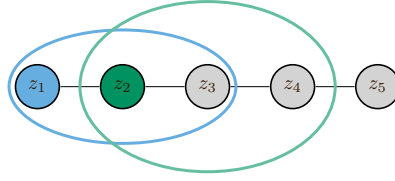


Figure 1: Graph neighborhoods $z_{1,2}$ (left) and $z_{2,2}$ (right) in a sequential graph.

In the following, we establish an error bound based on the assumption of the decaying sensitivity property introduced in Definition 2.1. In contrast to Theorem 4 in [29], this error bound is designed to be independent of both the number of agents s and the dimension n . However, as a trade-off, the result is restricted to \mathcal{L}_2 balls, instead of \mathcal{L}_∞ balls, as presented in [29, Theorem 4]. This modification is achieved through the revised concept of decaying sensitivity outlined in Definition 2.1, as well as by leveraging the interplay between the type of decay and the growth of the graph as the dimension increases.

We begin by establishing an error bound for the approximation presented in (4). This bound is expressed in terms of the Euclidean norm of the state $x \in \mathbb{R}^n$ and the norm of a matrix $D_l \in \mathbb{R}^{s \times s}$, which reflects the decaying sensitivity property.

Lemma 3.2. *Assume that V has the γ -decaying sensitivity property. Then, for all $l \leq s$ and $x \in \Omega$, we have*

$$|V(x) - \Psi_l(x) - V(0)| \leq \|x\|_2^2 \|D_l\|_2,$$

where $D_l \in \mathbb{R}^{s \times s}$ is given by

$$D_l[i, j] := \begin{cases} \gamma(\text{dist}_{\mathcal{G}}(i, j)), & \text{if } \text{dist}_{\mathcal{G}}(i, j) > l, \\ 0, & \text{otherwise.} \end{cases} \quad (6)$$

Proof. Initially, we observe that for any $i, j \in \{1, \dots, s\}$ we have that either $\text{dist}_{\mathcal{G}}(i, j) \leq s - 1$ or $\text{dist}_{\mathcal{G}}(i, j) = \infty$. In the latter case it follows that $V(x) - V(\Pi_j x)$ is independent of z_i . Thus, by considering graph-neighborhoods of the size $s - 1$ we can express $V(x)$ as $V(x) = V(0) + \sum_{j=1}^s \Psi_{s-1}^j(z_{j,s-1})$. By rewriting this expression as a telescoping sum we get

$$\begin{aligned} \left| V(x) - \sum_{j=1}^s \Psi_l^j(z_{j,l}) - V(0) \right| &= \left| \sum_{j=1}^s \Psi_{s-1}^j(z_{j,s-1}) - \sum_{j=1}^s \Psi_l^j(z_{j,l}) \right| \\ &\leq \sum_{j=1}^s \sum_{k=l}^{s-2} \left| \Psi_{k+1}^j(z_{j,k+1}) - \Psi_k^j(z_{j,k}) \right|. \end{aligned} \quad (7)$$

Now, fix some $j \in \{1, \dots, s\}$ and let $\mathcal{G}_{j,l+1} = \{i_1, \dots, i_\tau\}$. Then, by the definitions of Ψ_l^j in (5) and g_j in (1) we have

$$\begin{aligned} \Psi_l^j(z_{j,l}) - \Psi_{l+1}^j(z_{j,l+1}) &= V(x_{j,l}) - V(\Lambda_j x_{j,l}) - V(x_{j,l+1}) + V(\Lambda_j x_{j,l+1}) \\ &= \sum_{k=1}^{\tau} g_j(x_{j,l+1}^{(k)}) - g_j(x_{j,l}^{(k)}), \end{aligned}$$

where $x_{j,l+1}^{(k)}$ and $x_{j,l}^{(k)}$ are obtained by setting the entries corresponding to z_{i_1}, \dots, z_{i_k} to 0 in the vectors $x_{j,l+1}$ and $x_{j,l}$, respectively. By successively applying the γ decaying sensitivity property as defined in Definition 2.1, we obtain

$$\left| \Psi_{l+1}^j(z_{j,l+1}) - \Psi_l^j(z_{j,l}) \right| \leq \gamma(l+1) \sum_{k=1}^{\tau} \|z_{i_k}\| \|z_j\|.$$

From this, using (7) we can derive

$$\begin{aligned} \left| V(x) - \sum_{j=1}^s \Psi_l^j(z_{j,l}) - V(0) \right| &\leq \sum_{j=1}^s \sum_{k=l}^{s-2} \sum_{i: \text{dist}_{\mathcal{G}}(i,j)=k+1} \|z_i\| \gamma(k+1) \|z_j\| \\ &= \sum_{j=1}^s \sum_{i: \text{dist}_{\mathcal{G}}(i,j)>l} \|z_i\| \gamma(\text{dist}_{\mathcal{G}}(i,j)) \|z_j\| = \sum_{j=1}^s \|z_j\| \sum_{i=1}^s D_l[i,j] \|z_i\| \\ &= \begin{bmatrix} \|z_1\| \\ \vdots \\ \|z_s\| \end{bmatrix}^T D_l \begin{bmatrix} \|z_1\| \\ \vdots \\ \|z_s\| \end{bmatrix} \leq \left\| \begin{bmatrix} \|z_1\| \\ \vdots \\ \|z_s\| \end{bmatrix} \right\|_2^2 \|D_l\|_2 = \|x\|_2^2 \|D_l\|_2, \end{aligned}$$

which shows the claim. \square

In the following, we state the error bound derived from Lemma 3.2 for both exponential and polynomial decay scenarios. For this, it is essential to quantify the growth of neighborhoods within the underlying graph. Denote for $i \in \{1, \dots, s\}$ and $l \in \mathbb{N}$ the set $\mathcal{G}_{i,l} = \{k \in \{1, \dots, s\} \mid \text{dist}_{\mathcal{G}}(i,k) = l\}$. We define a function $r: \mathbb{N} \rightarrow \mathbb{N}$ as a growth bound for the graph \mathcal{G} if it satisfies the condition:

$$\forall l \in \mathbb{N}, j \in \{1, \dots, s\} : |\mathcal{G}_{j,l}| \leq r(l). \quad (8)$$

Note that if r is a subexponential function, condition (8) coincides with Assumption 3.4 in [26], which is used in Corollary 3.5 therein to show the exponential accuracy of a truncated feedback controller for time-discrete linear quadratic optimal control problems. Further, we require the following lemma concerning induced matrix norms.

Lemma 3.3 (Corollary 2.3.2. in [8]). *Let $A \in \mathbb{R}^{s \times s}$. Then it holds that*

$$\|A\|_2 \leq \sqrt{\|A\|_1 \|A\|_{\infty}}.$$

Theorem 3.4 (Exponential Decay). *Assume that V possesses the γ -decaying sensitivity property with $\gamma(l) = C\rho^l$ for some $C > 0$ and $\rho \in (0, 1)$, and that there exists a growth bound $r: \mathbb{N} \rightarrow \mathbb{N}$ for the underlying graph, satisfying $r(k) \leq \hat{C}\mu^k$, $k \in \mathbb{N}$, for some $\hat{C} > 0$ and $\mu \in [1, \rho^{-1})$. Then for all $l \leq s$ and all $x \in \Omega$ it holds*

$$|V(x) - \Psi_l(x) - V(0)| \leq \tilde{C}\delta^{l+1} \|x\|_2^2,$$

where $\tilde{C} > 0$ and $\delta \in (\rho\mu, 1)$ are independent of s and n .

Proof. Let $l \leq s$, D_l as in (6), $i \in \{1, \dots, s\}$, and $\delta \in (\rho\mu, 1)$. Then it holds

$$\begin{aligned} \sum_{j=1}^s |D_l[i,j]| &= \sum_{j \in \{1, \dots, s\}: \text{dist}_{\mathcal{G}}(i,j)>l} \gamma(\text{dist}_{\mathcal{G}}(i,j)) \leq \sum_{k=l+1}^{\infty} \sum_{j: \text{dist}_{\mathcal{G}}(i,j)=k} \gamma(k) \\ &\leq C \sum_{k=l+1}^{\infty} r(k) \rho^k \leq C \sup_{k \in \mathbb{N}} \left\{ r(k) \left(\frac{\rho}{\delta} \right)^k \right\} \frac{\delta}{1-\delta} \delta^l. \end{aligned}$$

Thus, we obtain

$$\begin{aligned} \|D_l\|_{\infty} &= \max_{i \in [s]} \sum_{j \in [s]} |D_l[i,j]| \leq C \sup_{k \in \mathbb{N}} \left\{ r(k) \left(\frac{\rho}{\delta} \right)^k \right\} \frac{\delta}{1-\delta} \delta^l \\ &\leq C \hat{C} \sup_{k \in \mathbb{N}} \left\{ \mu^k \left(\frac{\rho}{\delta} \right)^k \right\} \frac{\delta}{1-\delta} \delta^{l+1} \leq C \hat{C} \frac{\delta}{1-\delta} \delta^{l+1} =: \tilde{C} \delta^{l+1}. \end{aligned}$$

Analogously, we obtain the same bound for $\|D_l\|_1$. Finally, using Lemma 3.2 and Lemma 3.3 yields

$$|V(x) - \Psi_l(x) - V(0)| \leq \|x\|_2^2 \|D_l\|_2 \leq \sqrt{\|A\|_1 \|A\|_\infty} \leq \tilde{C} \delta^{l+1}.$$

This shows the claim. \square

Note that the growth bound required in Theorem 3.4 is met if the number of agents with a graph distance of l grows at most polynomial in l . If the growth rate is exponential, its base must be less than the reciprocal of the exponential decay base. Similarly to Theorem 3.4, one can establish a bound on the approximation error assuming a *polynomial* decay in sensitivity.

Theorem 3.5 (Polynomial Decay). *Assume that V possesses the γ -decaying sensitivity property with $\gamma(l) = C(l+1)^{-\alpha}$ for some $C > 0$ and $\alpha > 1$. Furthermore, assume that there exists a growth bound $r: \mathbb{N} \rightarrow \mathbb{N}$ for the underlying graph and some $\beta < \alpha - 1$ such that $r \in \mathcal{O}(l^\beta)$ for $l \rightarrow \infty$. Then for all $l \leq s$ it holds that for all $x \in \Omega$*

$$|V(x) - \Psi_l(x) - V(0)| \leq \tilde{C} \|x\|_2^2 \sum_{k=l+2}^{\infty} k^{-\alpha+\beta},$$

where $\tilde{C} > 0$ is independent of s and n .

Proof. Analogously to the proof of Theorem 3.4, we obtain

$$\|D_l\|_\infty \leq \sum_{k=l+1}^{\infty} r(k) C(k+1)^{-\alpha} \leq C \sup_{k \in \mathbb{N}} \{r(k)(k+1)^{-\beta}\} \sum_{k=l+2}^{\infty} k^{-\alpha+\beta}.$$

Again, combining Lemma 3.2 and Lemma 3.3 yields the claim with $\tilde{C} := C \sup_{k \in \mathbb{N}} \{r(k)(k+1)^{-\beta}\}$. \square

Remark 3.1. *Theorems 3.4 and 3.5 are stated for a fixed dimension n and a fixed number of subsystems s . However, the resulting approximations are dimension-independent, as the approximation quality does not degrade with increasing s or n . Consequently, if we consider a family of problems with increasing dimension and the assumptions are satisfied uniformly with respect to the dimension, the approximations obtained are also uniform in the dimension.*

Remark 3.2 (Anchored decomposition). *The separable approximation is strongly related to the notion of anchored decomposition [16, 24]. For a given function $f: \mathbb{R}^n \rightarrow \mathbb{R}$ and an anchor $c \in \mathbb{R}^n$, the anchored decomposition of the function f with respect to the anchor c is defined as*

$$f = \sum_{u \subseteq [1, \dots, d]} f_{u,c}, \quad (9)$$

where $f_{u,c}$ satisfies the following properties

$$f_{\emptyset,c} = f(c), \quad f_{u,c}(x_u) = f((x; c)) - \sum_{v \subsetneq u} f_{v,c}(x_v). \quad (10)$$

The key idea behind anchored decomposition is to express an high-dimensional function $f(z_1, \dots, z_s)$ as a sum of terms that depend on a progressively larger number of variables, starting from simpler, lower-dimensional components. This decomposition allows simplifying the computation by focusing on low-dimensional interactions (e.g., pairwise or three-variable interactions) when possible, making high-dimensional problems more tractable. The d -separable decomposition shares some terms of the anchored decomposition and neglects those which include indices far away according to the graph distance.

For example, let us consider the term $f_{[i,j,k],c}$, which accounts for three elements in the set $\{1, \dots, s\}$ and assume $d_G(z_i, z_k) \gg 1$. We also introduce the notation $f_{k,c}(z_{i_1}, \dots, z_{i_k})$, which is the evaluation of the function f with the variables not in the list fixed at the anchor c . To maintain consistency with the construction outlined in Section 3.2, we fix the anchor point c at the origin and henceforth omit its explicit dependence by writing $f_{[i,j,k]}$ and $f_k(x_{i_1}, \dots, x_{i_k})$. By property (10), we have

$$f_{[i,j,k]} = f_3(z_i, z_j, z_k) - f_{[i,j]} - f_{[j,k]} - f_{[i,k]} - f_{[i]} - f_{[j]} - f_{[k]} - f_\emptyset. \quad (11)$$

Again, by definition,

$$f_{[i_1, i_2]} = f_2(z_{i_1}, z_{i_2}) - f_{[i_1]} - f_{[i_2]} - f_\emptyset, \quad i_1, i_2 \in \{1, \dots, s\},$$

$$f_{[i_1]} = f_1(z_{i_1}) - f_\emptyset, \quad i_1 \in \{1, \dots, s\}.$$

Substituting these into (11) and canceling terms, we obtain

$$f_{[i, j, k]} = f_3(z_i, z_j, z_k) - f_2(z_i, z_j) - f_2(z_j, z_k) - f_2(z_i, z_k) + f_1(z_i) + f_1(z_j) + f_1(z_k) - f_\emptyset.$$

This expression can be further rewritten in terms of the functions $\{g_j\}_j$ introduced in (1), as follows

$$f_{[i, j, k]} = g_k(z_i, z_j, z_k) - g_k(z_j, z_k) - g_i(z_i, z_k) + g_i(z_i),$$

where, as before, any variables not explicitly included in the list of entries are fixed at the anchor point. Now, assume that the function f satisfies the γ -decaying sensitivity property introduced in Definition 2.1. Then, the term $f_{[i, j, k]}$ can be estimated using the Lipschitz continuity of the functions g_k and g_i

$$|f_{[i, j, k]}| \leq 2\gamma(d_G(z_i, z_k))\|z_k\|\|z_i\|.$$

We note that the decay of the element $f_{[i, j, k]}$ depends solely on the reciprocal distance and positions of the nodes z_i and z_k , rather than on the node z_j .

In summary, anchored decomposition and separable decomposition share a common goal of simplifying high-dimensional functions by focusing on lower-dimensional interactions. While anchored decomposition systematically includes all terms based on variable subsets, separable decomposition selectively neglects terms involving distant variables, leveraging graph-based distances. This distinction allows separable decomposition to achieve greater computational efficiency by emphasizing localized interactions, making it particularly suited for functions with decaying sensitivity over distance.

4 Sensitivity decay in linear-quadratic optimal control

In this section, we show that the decaying sensitivity property appears naturally in the infinite-horizon Linear Quadratic Regulator (LQR). In Subsection 4.1 we recall results from [29] (relying on [26]) for discrete-time problems while in Subsection 4.2 we prove a novel result for continuous-time problems, though under stronger conditions than in the discrete-time case.

Based on 2.1, we define the state $x \in \mathbb{R}^n$ as being composed of $s \leq n$ substates $x = (z_1, \dots, z_s)$, where each substate z_j may have an associated control $u_j \in \mathbb{R}^{m_j}$ for $j \in \{1, \dots, s\}$. Whenever a substate does not have an associated control, we set $m_j = 0$. The collection of all controls is denoted by $u = (u_1, \dots, u_s) \in \mathbb{R}^m$, with $m = \sum_{j=1}^s m_j$. Given matrices $A \in \mathbb{R}^{n \times n}$, $B \in \mathbb{R}^{n \times m}$, $Q \in \mathbb{R}^{n \times n}$, $Q \succeq 0_n$, and $R \in \mathbb{R}^{m \times m}$, $R \succ 0_m$, we consider an infinite-horizon optimal control problem formulated either in discrete time

$$\min J(x_0, u) = \sum_{k=0}^{\infty} \ell(x(k), u(k)), \quad \text{s.t. } x(k+1) = f(x(k), u(k)), \quad x(0) = x_0, \quad (12)$$

or in continuous time

$$\min J(x_0, u) = \int_0^{\infty} \ell(x(t), u(t)) dt \quad \text{s.t. } \dot{x}(t) = f(x(t), u(t)), \quad x(0) = x_0, \quad (13)$$

where $\ell(x, u) = x^\top Q x + u^\top R u$, $f(x, u) = Ax + Bu$, and $x_0 \in \mathbb{R}^n$ is an initial value. In both cases, we are concerned with computing the optimal value function

$$V: \mathbb{R}^n \rightarrow \mathbb{R},$$

$$x_0 \mapsto \inf_{u \in \mathcal{U}} J(x_0, u),$$

where $\mathcal{U} := L^\infty(\mathbb{R}_{\geq 0}, \mathbb{R}^m)$. In the LQR framework, it is well-known that the optimal value function V is quadratic, taking the form $V(x) = x^\top P x$, where P satisfies the Discrete Algebraic Riccati Equation for discrete-time systems, and the Continuous Algebraic Riccati Equation for continuous-time systems. As

described in Setting 2.1, the graph \mathcal{G} associated with such a problem is determined by the subsystems and their mutual influences. For the set of vertices $\{1, \dots, s\}$, the graph \mathcal{G} has an edge (j, i) if

$$\begin{aligned} & A[i, j] \neq 0 \quad \text{or} \quad \left(m_j > 0 \text{ and } B[i, j] \neq 0 \right) \quad \text{or} \quad Q[i, j] \neq 0 \quad \text{or} \\ & \left(m_i > 0, m_j > 0 \text{ and } R[i, j] \neq 0 \right), \end{aligned} \tag{14}$$

where $A[i, j] \in \mathbb{R}^{n_i \times n_j}$ denotes the submatrix of A corresponding to the rows of z_i and the columns of z_j , $B[i, j] \in \mathbb{R}^{n_i \times m_j}$ denotes the submatrix of B corresponding to the rows of z_i and the columns of u_j , and analogously for $Q[i, j]$ and $R[i, j]$. In the case of interactions via control inputs, the conditions $m_j > 0$ and $m_i > 0, m_j > 0$ are imposed in (14) prior to the conditions on B and R , respectively, to accommodate subsystems that do not possess control inputs. Such subsystems can only influence other subsystems through the matrices A or Q .

Note that (14) establishes a connection from z_j to z_i if either z_j or u_j influences the dynamics of z_i , if there is an interaction in the state cost between z_j and z_i , represented by Q , or if there is an interaction in the control cost between u_j and u_i , captured by R . While the influence in the costs given by Q and R is always symmetric, leading to bidirectional connections in the graph, this symmetry does not generally hold for the dynamics described by A and B . Consequently, \mathcal{G} may still be represented as a directed graph. Yet, the results from [26], on which we rely in Subsection 4.1, use an undirected graph and the results in Subsection 4.2 require symmetry of A . Thus, in the remainder of this section we only consider the case that \mathcal{G} is undirected, which is easily accomplished by adding all edges (j, i) to \mathcal{G} for which (i, j) is contained in \mathcal{G} .

As highlighted in Corollary 3.1, the decaying sensitivity of the value function is associated with the SED property of the Riccati solution. In the first subsection, we address the discrete-time setting, where we revisit results previously derived in [29]. In the second subsection, we transition to the continuous-time setting and, under appropriate assumptions on the problem data, demonstrate an off-diagonal decay property of the Riccati solution. We introduce some notions that will be used in the following.

Definition 4.1. *The pair (A, B) is called stabilizable if there exists a feedback matrix $K \in \mathbb{R}^{n \times m}$ such that $A - BK$ is stable.*

Definition 4.2. *The pair (A, C) is called detectable if the pair (A^\top, C^\top) is stabilizable.*

4.1 Discrete-Time Linear Quadratic Regulator

In this section, we examine the decaying sensitivity property in discrete-time linear quadratic systems. To this purpose, we revisit the results on exponential decay in the feedback matrix established in [26] and the decay in the Riccati solution as presented in [29]. Let us introduce the notion of stability in the discrete setting.

Definition 4.3 (Stability in discrete time). *A matrix $C \in \mathbb{R}^{n \times n}$ is called stable in discrete time (or Schur), if all its eigenvalues lie in the unit circle, i.e. $|\lambda_i| < 1 \forall \lambda_i \in \sigma(C)$, where $\sigma(C)$ is the spectrum of the matrix C .*

Note that for each $\mu > \max_{\lambda_i \in \sigma(C)} |\lambda_i|$ there is $\kappa > 0$ such that

$$\|C^k\| \leq \kappa \mu^k \tag{15}$$

holds all $k \in \mathbb{N}$. We therefore consider a family of infinite-horizon discrete optimal control problems expressed in the form (12), for which the following conditions hold uniformly, i.e., with the same constants $L, \eta, \kappa > 0$ and $\mu \in (0, 1)$ for all members of the family:

- i) $\|A\|, \|B\|, \|Q\|, \|R\| \leq L$,
- ii) (A, B) is uniformly stabilizable, i.e., Definition 4.1 holds with $\|K\| \leq L$ and $C = A - BK$ satisfies (15),
- iii) $Q \succeq 0_n$ and $(A, Q^{\frac{1}{2}})$ is uniformly detectable, i.e., Definition 4.2 holds with $\|K\| \leq L$ and $C = (A - KQ^{\frac{1}{2}})^T$ satisfies (15),
- iv) $R \succeq \eta I_m$.

The solution of the discrete-time infinite horizon optimal control problem relies on the solution of the Discrete Algebraic Riccati Equation (DARE):

$$P = A^T P A - A^T P B (R + B^T P B)^{-1} B^T P A + Q. \quad (16)$$

It has been proved in [26] that the feedback matrix

$$K = (R + B^T P B)^{-1} B^T P A$$

exhibits a spatially exponential decaying (SED) property, *i.e.*

$$|K[i, j]| \leq C_K \rho_K^{\text{dist}_{\mathcal{G}}(i, j)},$$

where the constants C_K and ρ_K are defined in Theorem 3.3 of [26]. Starting from this result, in [29] we extended the SED property to the matrix P , the solution of the DARE, as stated in the following result.

Proposition 4.1. *Consider a family of LQR problems of the form (12) satisfying conditions i)–iv) from above, and assume that for $i, j \in \{1, \dots, s\}$ we have $\text{dist}_{\mathcal{G}}(i, j) = |i - j|$. Then, the solution P of the DARE (16) satisfies*

$$\|P[i, j]\| \leq C_P \rho_P^{|i-j|}$$

for constants C_P and ρ_P independent of s .

Note that Proposition 4.1 is stated for the case $\text{dist}_{\mathcal{G}}(i, j) = |i - j|$, but its proof extends naturally to any graph where $|\mathcal{G}_{i,1}| = |\{j \mid \text{dist}_{\mathcal{G}}(i, j) \leq 1\}|$ remains bounded independently of the dimension for all $i \in \{1, \dots, s\}$. For example, if $B = Q = R = I_n$ and A is a p -banded matrix for some $p \in \mathbb{N}$, it follows that $|\mathcal{G}_{i,1}| \leq 2p + 1$ for any dimension and any node i .

4.2 Continuous-Time Linear Quadratic Regulator

In this section, we show that a similar property also holds for continuous-time LQR problems of the form (13). Since this is not the main focus of this paper, we do not reproduce the reasoning from [26, 29] but rather present a different proof, which is significantly shorter and of interest on its own, but which also requires stricter assumptions.

As previously mentioned, the optimal value function takes the form $V(x) = x^T P x$, where $P \in \mathbb{R}^{n \times n}$ satisfies the Algebraic Riccati Equation (ARE)

$$A^T P + P A - P B R^{-1} B^T P + Q = 0. \quad (17)$$

To ensure the existence and uniqueness of a positive semi-definite solution to the ARE, we assume that the system is stabilizable and detectable according to Definition 4.1 and Definition 4.2, respectively, where the notion of stability in the continuous setting is provided in the following definition.

Definition 4.4 (Stability in continuous time). *A matrix $C \in \mathbb{R}^{n \times n}$ is called stable in continuous time (or Hurwitz), if all its eigenvalues lie in the open left half complex plane, *i.e.* $\text{Re}(\lambda_i) < 0 \forall \lambda_i \in \sigma(C)$, where $\text{Re}(\cdot)$ stands for the real part.*

Theorem 4.1. *Given a stabilizable pair (A, B) and a detectable pair $(A, Q^{1/2})$, the ARE equation (17) admits a unique stabilizing symmetric positive semidefinite solution P .*

For a detailed discussion of this result, we refer to [17]. Throughout this section, the assumptions of Theorem 4.1 will be maintained to ensure the well-posedness of the problem. We now turn to a specific case where the solution to the ARE can be found in closed form.

Proposition 4.2. *Given a symmetric matrix A , and matrices $B = I_n$, $Q = cI_n$ and $R = \gamma I_n$, with $c, \gamma > 0$, the unique positive semi-definite solution of the ARE (17) is given by:*

$$P = \gamma \left(\sqrt{A^2 + \frac{c}{\gamma} I_n} + A \right). \quad (18)$$

Proof. First, observe that $A^2 + \frac{c}{\gamma} I_n > 0$, ensuring that the matrix square root in the expression for P is well defined. Furthermore, since $\sqrt{\lambda^2 + \frac{c}{\gamma}} > |\lambda|$ and $\gamma > 0$, the matrix in (18) is positive definite. Substituting expression (18) into the ARE (17) confirms that the expression for P satisfies the equation. \square

The expression (18) can be reformulated as $P = f(A)$, where

$$f(x) = \gamma \left(\sqrt{x^2 + \frac{c}{\gamma}} + x \right), \quad x \in \mathbb{C}. \quad (19)$$

We note that if A is a banded matrix with spectrum in $[a, b]$, the scaled and shifted matrix

$$\tilde{A} = \psi(A) := \frac{2}{b-a}A - \frac{a+b}{b-a}I_n$$

remains banded with the same bandwidth, and its spectrum is contained in $[-1, 1]$. Moreover, $f(A) = f(\psi^{-1}(\tilde{A}))$. Accordingly, we focus on bounding the off-diagonal entries of the matrix function $F(\tilde{A})$ where for $x \in \mathbb{C}$

$$F(x) := f(\psi^{-1}(x)) = \gamma \left(\sqrt{\left(\frac{b-a}{2}x + \frac{a+b}{2} \right)^2 + \frac{c}{\gamma}} + \frac{b-a}{2}x + \frac{a+b}{2} \right), \quad (20)$$

and \tilde{A} is banded with spectrum in $[-1, 1]$. The following useful result is adapted from [4, Theorem 2.2].

Theorem 4.2. *Let $g : \mathbb{C} \rightarrow \mathbb{C}$ be a function analytical in the interior of an ellipse \mathcal{E}_χ with foci at ± 1 and sum of the half axes $\chi > 1$, and continuous on \mathcal{E}_χ . Additionally, let $A \in \mathbb{C}^{n \times n}$ be symmetric, p -banded, and such that $[-1, 1]$ contains its spectrum, and let $\rho := \chi^{-\frac{1}{p}} \in (0, 1)$. Then, for all pairs of indices (i, j) such that $i \neq j$, we have that*

$$|g(A)[i, j]| \leq K\rho^{|i-j|},$$

where

$$K = \frac{2\chi M(\chi)}{\chi - 1}, \quad M(\chi) = \max_{z \in \mathcal{E}_\chi} |g(z)|.$$

We now formally state the result on the off-diagonal decay of the solution of the CARE equation (17), utilizing the previously mentioned theorem and the closed-form solution (19).

Proposition 4.3. *Let $A \in \mathbb{R}^{n \times n}$ be a p -banded symmetric matrix with spectrum in $[a, b]$, and let f be the function in (19) that solves the Riccati equation (17) with $B = I_n$, $Q = cI_n$, and $R = \gamma I_n$. Then for all pairs of indices (i, j) such that $i \neq j$, we have that*

$$|P[i, j]| = |f(A)[i, j]| \leq K\rho^{|i-j|}, \quad i \neq j, \quad (21)$$

with

$$\rho = \chi^{-\frac{1}{p}}, \quad \chi = \sqrt{\theta} + \sqrt{\theta + 1}, \quad \theta = \frac{2}{\gamma(b-a)^2} \left(\sqrt{(a^2\gamma + c)(b^2\gamma + c)} + ab\gamma + c \right),$$

$$K = \frac{2\chi M_F(\chi)}{\chi - 1}, \quad M_F(\chi) := \max_{z \in \mathcal{E}_\chi} |F(z)| = F\left(\sqrt{\theta + 1}\right), \quad F(x) = f(\psi^{-1}(x)),$$

and \mathcal{E}_χ is the ellipse with foci at ± 1 and sum of the half axes $\chi > 1$.

Proof. We have $f(A) = f(\psi^{-1}(\tilde{A})) = F(\tilde{A})$ and the function $F(x)$ (given in (20)) satisfies the conditions of Theorem 4.2. In particular, it is analytical in any ellipse with foci in -1 and 1 that do not include, in its interior part, the points

$$x_{1/2} = -\frac{b+a}{b-a} \pm i 2 \frac{\sqrt{c}}{\sqrt{\gamma}(b-a)}.$$

Thus, we consider the ellipse \mathcal{E}_χ with foci in -1 and 1 passing through the points $x_{1/2}$. The sum of the half axes of \mathcal{E}_χ is given by

$$\chi = \sqrt{\theta} + \sqrt{\theta + 1}, \quad \theta = \frac{2}{\gamma(b-a)^2} \left(\sqrt{(a^2\gamma + c)(b^2\gamma + c)} + ab\gamma + c \right).$$

Applying Theorem 4.2 yields the desired result. It can be verified that the maximum of $|F(z)|$ on the ellipse occurs at $z = \sqrt{\theta + 1}$. \square

Example 4.1 (Heat equation). We consider the optimal control problem for the heat equation with homogeneous Neumann boundary conditions, given by:

$$\partial_t y(t, x) = \sigma \partial_{xx} y(t, x) + u(t, x),$$

with $x \in [0, 1]$ and $t \in (0, +\infty)$. The corresponding cost functional is defined as:

$$\tilde{J}(y_0, u) = \int_0^\infty \int_0^1 (|y(t, x)|^2 + \tilde{\gamma} |u(t, x)|^2) dx dt.$$

By discretizing the PDE using finite difference schemes with a spatial stepsize $\Delta x = 5 \cdot 10^{-3}$, we approximate the system by the following system of ODEs:

$$\dot{y}(s) = Ay(s) + Bu(s),$$

where A is a tridiagonal matrix corresponding to the discretized Laplacian with Neumann boundary conditions. The discretized cost functional reads

$$J(y_0, u) = \int_0^\infty \Delta x y(t)^\top y(t) + \gamma u(t)^\top u(t) dt,$$

with $\gamma = \tilde{\gamma} \Delta x$ and $n = 200$, the number of discretized spatial points. We set $\tilde{\gamma} = 0.01$ and consider two different values for the diffusion coefficient σ , namely 10^{-3} and 10^{-2} .

In Figure 2, we present a comparison between the decay of the absolute value of the first column of the solution to the CARE (17) and the upper bound derived in Proposition 4.3 for diffusion coefficients $\sigma = 10^{-3}$ (left panel) and $\sigma = 10^{-2}$ (right panel). In both cases, the bound correctly captures the decay behavior, though a shift is observed. This discrepancy may be attributed to the constant K in (21), which could potentially be refined through sharper estimates. Additionally, it is evident that increasing the diffusion coefficient results in a slower decay. Indeed, a higher diffusion leads to a faster communication between nodes and, consequently, to a slower decay of sensitivity.

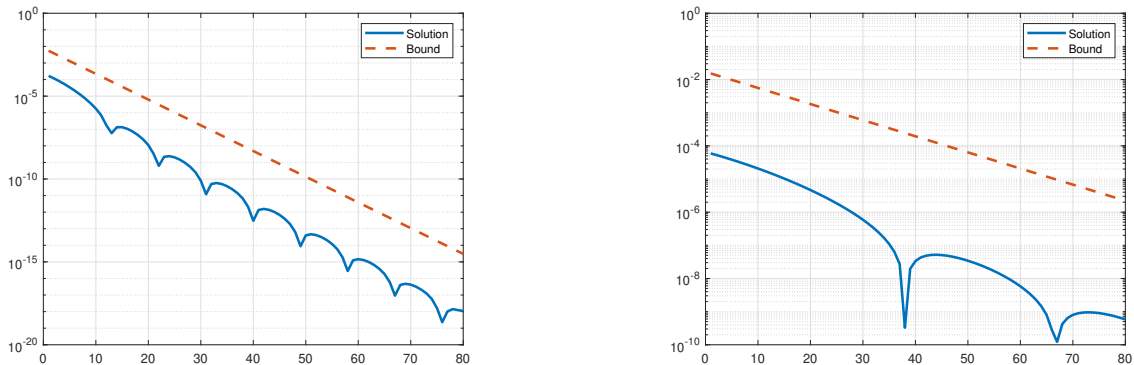


Figure 2: Decay of the first column's absolute value of the solution of the CARE (17) and the corresponding upper bound (21) with $\sigma = 10^{-3}$ (left) and $\sigma = 10^{-2}$ (right).

5 Efficient Neural Network Representation for Separable Structures

In this section, we examine how neural networks can efficiently represent functions exhibiting decaying sensitivity. While neural networks are universal approximators, they typically require an exponential growth in neurons and parameters as input dimensionality increases. However, we demonstrate that for functions V possessing a separable approximation, this curse of dimensionality can be mitigated. Under appropriate conditions, such functions can be represented with neural networks requiring a number of parameters which only grows polynomially. This result is consistent with existing literature showing that certain structural properties enable polynomial parameter scaling with dimension. For example, a

similar result holds for compositional functions (cf. [13]) and in particular, for the sub-class of separable functions. The approximation of separable functions with neural networks has been discussed in [10, 28] in the context of (control) Lyapunov functions. While the approach and the neural network construction in the following theorem is similar, there are two major differences compared to these works. The first one is that [10, 28] considers strictly separable functions, meaning that each component x_i of the state x appears in exactly one subsystem. This is not the case in the framework of this paper, since we achieve separability by considering *overlapping* graph neighborhoods, whence we cannot directly apply the results in [10, 28] towards our setting. On the other hand, in [10, 28] the authors used a linear transformation as first hidden layer for the computation of suitable substates to achieve separability. This is not necessary in our case, since for any given length l of the graph-neighborhoods, the vectors $z_{j,l}$ are uniquely determined by the graph \mathcal{G} .

In the following, a neural network refers to a feedforward network with a one-dimensional output and a linear activation function in its output neuron. We associate each neural network with its corresponding function, denoted by $W(x; \theta): \mathbb{R}^n \rightarrow \mathbb{R}$, where $x \in \mathbb{R}^n$ represents the input vector and θ denotes the trainable parameters.

Theorem 5.1. *Let $R > 0$ and consider the setting of Theorem 3.4 with $\Omega := [-R, R]^n$. Assume that V is continuously differentiable on Ω with $\|V\|_{C^1(\Omega)} \leq C_V$ for some $C_V > 0$. Let $\sigma \in C^\infty(\mathbb{R}, \mathbb{R})$ be not a polynomial. Then for any $\varepsilon > 0$ there exists a feedforward neural network $W(x; \theta)$ with activation function σ and a corresponding parameter vector θ such that for any $x \in \Omega$*

$$|W(x; \theta) - V(x)| \leq \varepsilon(1 + \|x\|_2^2).$$

The number of neurons $N(W)$ in the network $W(x; \theta)$ and its number of trainable parameters $P(W)$ are bounded by

$$N(W) \leq s^{d+1}C^d + n + 1, \quad P(W) \leq s^{d+1}C^d(d + s + 1) + 1,$$

respectively, where $C > 0$ and $d > 0$ are independent of s and n , but determined by ε , R , the parameters C and ρ determining the exponential decay in Theorem 3.4, and the dimension of graph-neighborhoods in \mathcal{G} .

Proof. Let $l \geq \ln\left(\frac{\varepsilon}{C}\right) \ln^{-1}(\delta) - 1$, where \tilde{C} and δ are defined as in Theorem 3.4. Let $\Psi_l(x)$ be as defined in (4) and (5). Then, by Theorem 3.4, we obtain that for all $x \in \Omega$

$$|V(x) - \Psi_l(x)| \leq \tilde{C}\delta^{l+1}\|x\|_2^2 \leq \varepsilon\|x\|_2^2.$$

Thus, it is sufficient to show the existence of a neural network that approximates Ψ_l on Ω with error bounded by ε . We begin by constructing subnetworks for approximating Ψ_l^j , $1 \leq j \leq s$. Recall that Ψ_l^j depends on $z_{j,l} \in \mathbb{R}^{d_{j,l}}$. By Theorem 2.1 in [19] and its extension to cubes with length R in [13], there exists a constant $\mu_{d_{j,l}}$ such that any neural network $W_j(\cdot; \theta_j): \mathbb{R}^{d_{j,l}} \rightarrow \mathbb{R}$ consisting of one hidden layer with $M \in \mathbb{N}$ neurons and activation function σ satisfies

$$\inf_{\theta_j} |W_j(z_{j,l}; \theta_j) - \Psi_l^j(z_{j,l})|_{\infty, [-R, R]^{d_{j,l}}} \leq \mu_{d_{j,l}} \tilde{R} M^{-\frac{1}{d_{j,l}}} \|\Psi_l^j\|_{C^1([-R, R]^{d_{j,l}})},$$

where $\tilde{R} := \max\{1, R\}$. Since, by assumption, V has a C^1 -norm bounded by C_V on $[-R, R]^n$, it follows from (5) that Ψ_l^j has C^1 -norm bounded by $2C_V$ on $[-R, R]^{d_{j,l}}$, leading to

$$\inf_{\theta_j} |W_j(z_{j,l}; \theta_j) - \Psi_l^j(z_{j,l})|_{\infty, [-R, R]^{d_{j,l}}} \leq 2C_V \mu_{d_{j,l}} \tilde{R} M^{-\frac{1}{d_{j,l}}}. \quad (22)$$

We now construct the neural network $W(x; \theta)$ as concatenation of the s subnetworks W_1, \dots, W_s . The network $W(x; \theta)$ takes an n -dimensional input vector x , with each subnetwork W_j then independently processing its corresponding input $z_{j,l}$, connected to the relevant components of x . The outputs of the subnetworks are aggregated via summation to compute $W(x; \theta)$. Since each W_j outputs a linear combination of its M hidden-layer neurons, these combinations can be unified into a single linear layer connecting the sM neurons of the subnetworks to the output neuron of $W(x; \theta)$. By (22), the network $W(x; \theta)$ then satisfies

$$\begin{aligned} \inf_{\theta} |W(x; \theta) - \Psi_l(x)|_{\infty, \Omega} &\leq \sum_{j=1}^s \inf_{\theta_j} |W_j(z_{j,l}; \theta_j) - \Psi_l^j(z_{j,l})|_{\infty, [-R, R]^{d_{j,l}}} \\ &\leq 2sC_V \mu_d R M^{-\frac{1}{d}}, \end{aligned}$$

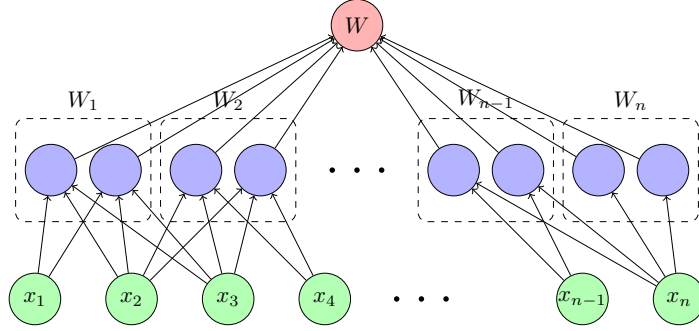


Figure 3: Illustration of the separable structured neural network (S-NN) described in the proof of Theorem 5.1 for the case of $s = n$ one-dimensional subsystems with $l = 2$ and $\text{dist}_{\mathcal{G}}(i, j) = |i - j|$.

where $d := \max_j d_{j,l}$. Solving for M yields $M \geq s^d (2C_V \mu_d R)^d \frac{1}{\varepsilon^d}$. To establish the existence of a parameter θ that achieves the desired error bound ε , we choose

$$\bar{M} = s^d (4C_V \mu_d R)^d \frac{1}{\varepsilon^d} =: s^d C^d$$

hidden neurons for each network W_j . Hence, the resulting neural network W has at most $sM = s^{d+1} C^d$ hidden neurons, n input neurons, and one output neuron. Since each subnetwork W_j contains $d_{j,l} M$ weights and M bias terms, and the final linear layer connecting the sM neurons to the output neuron involves sM weights and one bias term, the total number of parameters is

$$\sum_{j=1}^s (d_{j,l} M + M) + sM + 1 \leq s^{d+1} C^d (d + s + 1) + 1.$$

This completes the proof. \square

Besides the theoretical value of the result above, it also provides a systematic approach for designing a neural network with a separable structure, referred to as a Separable-structured Neural Network (S-NN). Figure 3 illustrates the architecture of the neural network W as constructed in the proof of Theorem 5.1. This example considers the case of one-dimensional subsystems arranged in a sequential graph, where the graph distance is defined as $\text{dist}_{\mathcal{G}}(i, j) = |i - j|$, with $s = n$ and $z_j = x_j$ for $1 \leq j \leq n$. The selected graph-distance parameter is $l = 2$, which determines the connectivity of the subnetworks. Specifically, the subnetwork W_1 is connected to the input nodes x_1, x_2 , and x_3 , while W_2 is connected to x_2, x_3 , and x_4 . This connectivity pattern continues sequentially, ensuring that subnetwork W_j is connected to input nodes x_j, \dots, x_{j+l} . The final subnetwork W_n only processes the last subsystem given by x_n .

Theorem 5.1 provides an upper bound on the size of a neural network required to represent V under the assumption of exponential decay, as stated in Theorem 3.4. A similar result also holds under the assumption of polynomial decay, as considered in Theorem 3.5, with the difference that the constants C and d in Theorem 5.1 are increased. For conciseness, the corresponding result is omitted.

Remark 5.1. *Theorem 5.1 states that, under the assumption of exponentially decaying sensitivity, neural networks can approximate V with a number of neurons and parameters that grows polynomially with respect to the number of subsystems s , with exponent d . The maximum dimension of a graph-neighborhood d depends on the choice of l . Therefore, for a family of problems with increasing dimension, where, for any fixed l , the maximum neighborhood dimension d remains constant, Theorem 5.1 describes a situation where the curse of dimensionality is avoided. This applies, for example, to a sequential graph with one-dimensional subsystems, where $d = l + 1$ for any number of subsystems. However, it is important to note that Theorem 5.1 does not address the required growth of the network in relation to the accuracy ε .*

6 Numerical Experiments: Neural Network Approximations for High-Dimensional Problems

In this section, we provide a detailed analysis of the capability of neural networks to approximate solutions for high-dimensional problems with decaying sensitivity, as stated in Theorem 5.1. The first numerical

experiment focuses on a LQR example, where the data of the optimal control problem exhibits a banded structure. In the second example, we consider a more general setting, in which the function is no longer quadratic but continues to display sensitivity decay. The numerical simulations reported in this paper are performed on an Nvidia GeForce RTX 3070. The codes are written in Python 3.9 with TensorFlow 2.10.

6.1 Linear quadratic optimal control problems

In this subsection, we first introduce a training algorithm designed to enable a neural network to approximate the optimal value function of linear quadratic optimal control problems exhibiting exponentially decaying sensitivity. Subsequently, we highlight the benefits of the separable network architecture depicted in Figure 3 compared to a conventional fully connected network. Finally, we present a numerical experiment that investigates the impact of varying the problem dimension, illustrating how the number of neurons and parameters scales with increasing dimensions in linear quadratic problems.

Consider a continuous-time linear quadratic optimal control problem as described in (13). The system matrix $A \in \mathbb{R}^{n \times n}$ is randomly generated with a bandwidth of 1, *i.e.* the matrix is tridiagonal, and entries uniformly distributed in $(0, 1)$, using the Python command `numpy.random`. Additionally, the matrices B, Q and R are all set to the identity matrix I_n . This induces a graph structure as in Figure 1 with $\text{dist}_G(i, j) = |i - j|$. From Proposition 4.3 it follows that the solution P of the corresponding ARE (17) is an SED-matrix, which by Corollary 3.1 implies that $V(x) = x^T P x$ exhibits an exponentially decaying sensitivity. For dimension $n = 200$, the decay of the first and hundredth row in P are shown in the right column in Figure 4. To train the neural network to approximate the value function V on the domain $\Omega := [-1, 1]^{200}$, we adopt a supervised learning approach with precomputed, randomly generated, and independently chosen training, validation and test data $\mathcal{D}_{\text{tr}}, \mathcal{D}_{\text{val}}, \mathcal{D}_{\text{te}} \subset \Omega$. These datasets are created by uniformly sampling data points from Ω and computing the corresponding values of V using the solution P of the ARE. The Mean Squared Error (MSE) on $\mathcal{D} \in \{\mathcal{D}_{\text{tr}}, \mathcal{D}_{\text{val}}, \mathcal{D}_{\text{te}}\}$ is given as

$$\frac{1}{|\mathcal{D}|} \sum_{x \in \mathcal{D}} (V(x) - W(x; \theta))^2. \quad (23)$$

Training is conducted on \mathcal{D}_{tr} using a batch-size of 64, the ADAM optimizer, and the sigmoid activation function $\sigma(x) = \frac{1}{1+e^{-x}}$. Every 10 epochs, the MSE on the validation dataset \mathcal{D}_{val} is evaluated to check whether it falls below a predefined tolerance ε . If this criterion is met or if the maximum number of epochs is reached, the training process is terminated. The final model is then verified by calculating the MSE on the test dataset.

Particularly in high-dimensional settings, it turned out that incorporating information about the gradient and the values at the origin into the training process can offer notable advantages. To address this, we define a modified loss function $L: \mathbb{R}^n \times \mathbb{R} \times \mathbb{R}^n$ as follows:

$$\begin{aligned} L(x, W(x; \theta), \nabla W(x; \theta)) := & (V(x) - W(x; \theta))^2 + \nu_g \|\nabla V(x) - \nabla_x W(x; \theta)\|_2^2 \\ & + \nu_z (W(0; \theta)^2 + \|\nabla_x W(0; \theta)\|_2^2). \end{aligned}$$

Table 1 compares training using the loss function $\nu_g = \nu_z = 0.5$ with training based on the standard MSE loss, which corresponds to setting $\nu_g = \nu_z = 0$ in L . The example is conducted using a fully connected neural network with a single hidden layer comprising 256 neurons across varying dimensions of the LQR problem. The network was trained with $|\mathcal{D}_{\text{tr}}| = |\mathcal{D}_{\text{val}}| = 2^{17}$ data points until the MSE on the validation set reached a tolerance of 10^{-3} . The results demonstrate that incorporating positive values for ν_g and ν_z significantly improves training efficiency, especially in high-dimensional settings. In particular, in the 50-dimensional case, setting $\nu_g = \nu_z = 0.5$ allows the network to reach the tolerance after 40 epochs, whereas training with $\nu_g = \nu_z = 0$ results in an MSE of 1.2×10^{-2} on the validation data after 1000 epochs.

Training with the loss function L requires the computation of the gradient of the neural network with respect to the input, prior to evaluating the gradient of the loss with respect to the network parameters θ . This is achieved using TensorFlow’s gradient tape, which enables automatic differentiation by recording operations on tensors during the forward pass and computing gradients during the backward pass. The benefits of such a modified loss function in the context of control systems have also been emphasized in the literature. For example, [1, 2, 7, 15] discuss the inclusion of the information on the derivative, while [6, 14] consider the incorporation of the loss at the origin.

Dimension	$\nu_g = \nu_z = 0.5$		$\nu_g = \nu_z = 0$	
	Result	Epochs	Result	Epochs
10	Tolerance reached	10	Tolerance reached	60
20	Tolerance reached	20	Tolerance reached	200
50	Tolerance reached	40	Stopped after max. epochs	1000

Table 1: Experimental results for different dimensions and choices of ν_g and ν_z in L .

We now consider the case $n = 200$ and employ a Separable-structured Neural Network (S-NN) as illustrated in Figure 3, characterized by a graph distance of $l = 10$ and a sublayer-size of $M = 16$. This configuration results in $s = 200$ subnetworks, each connected to at most 11 input nodes, with 16 nodes in its hidden layer and one output node. Consequently, the total number of trainable parameters, determined by the weights and biases of the neural network, amounts to 40721.

Figure 4 depicts the optimal value function V and the trained neural network $W(x, \theta)$ projected to the (x_1, x_2) -axis and the (x_{100}, x_{200}) axis in the first two columns. The training was performed with $\nu_g = \nu_z = 0.5$, $|\mathcal{D}_{\text{tr}}| = |\mathcal{D}_{\text{val}}| = 131072$ points, and has reached a tolerance of $\varepsilon = 10^{-3}$ after 110 epochs. The MSE, computed using $|\mathcal{D}_{\text{te}}| = 2^{19}$ test points, is $9.1 \cdot 10^{-4}$.

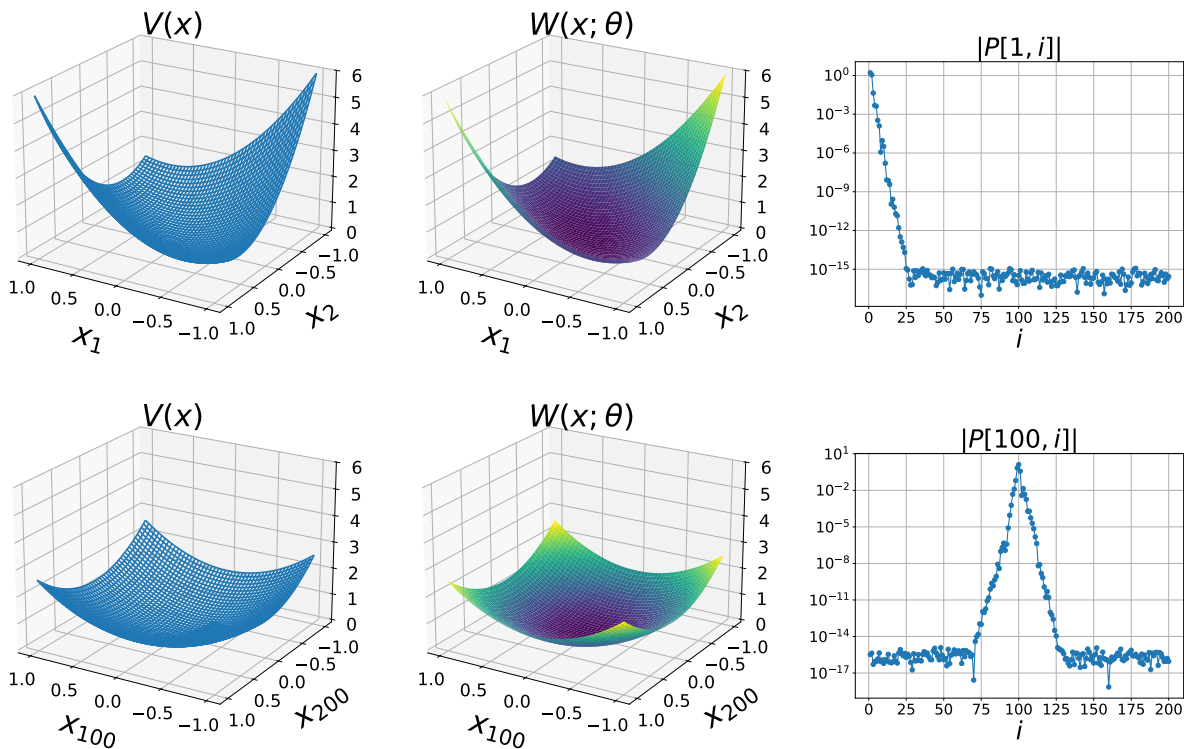


Figure 4: Plot of the optimal value function V projected onto the (x_1, x_2) -axis (upper left) and onto the (x_{100}, x_{200}) -axis (lower left), the S-NN approximation onto the same hyperplanes (middle column), and the decay in the first row of P (upper right) and the row 100 of P (lower right).

From a theoretical perspective, any function that can be represented using the neural network architecture described in Figure 3 can also be represented by a standard feedforward neural network with one hidden layer. However, by explicitly encoding the separable structure within the network architecture, we observe a significant improvement in training performance compared to a fully connected feedforward network. Table 2 provides a brief comparison of a fully connected network and a S-NN for the 200-dimensional LQR problem. When the matrix A is fully connected, lacking any decaying property, the algorithm fails to converge for both network structures, with particularly poor performance observed for the S-NN. However, when A has bandwidth 1, introducing an exponential decaying sensitivity property, the fully connected network shows slightly improved performance but still fails to achieve the desired error tolerance within 1000 training epochs. In contrast, the S-NN meets the tolerance criterion $\varepsilon = 10^{-3}$

after 110 epochs.

bandwidth	(sub)-layersize	architecture	l	test error	epochs
200	2048	fully conn.	-	1.7×10^0	1000
200	16	S-NN	10	8.0×10^3	1000
1	2048	fully conn.	-	4.7×10^{-1}	1000
1	16	S-NN	10	9.1×10^{-4}	110

Table 2: A comparison of test errors for a 200-dimensional example conducted under varying bandwidths, emphasizing the effect of utilizing a separable network structure.

Another criterion demonstrating the advantage of the S-NN architecture is the reduced number of training points and epochs required to achieve a test error below $\varepsilon = 10^{-3}$. Consider a 50 dimensional example where the matrix A again has a bandwidth of 1. We compare a fully connected single layer network with 13313 parameters to a S-NN with $l = 10$ and 9521 parameters. Figure 5 presents the results obtained by varying the number of training points $|\mathcal{D}_{\text{tr}}|$. The maximum number of epochs was adjusted based on the size of the training dataset to ensure the algorithm had sufficient time to train: specifically, it was set to 1000 for 2^{17} training points, 2000 for 2^{16} points, and so on, doubling with each halving of the training set size. As before, the training loss parameters were set to $\nu_g = \nu_z = 0.5$. We observe that, on one hand, the separable structured network requires significantly fewer training points to reach the desired tolerance in the test dataset, see Figure 5. On the other hand, for larger amounts of training data, where both architectures meet the tolerance, the S-NN requires considerably fewer epochs, see Figure 6.

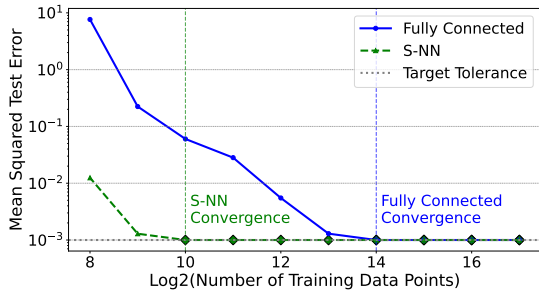


Figure 5: Comparison of test error (log-scale) against the number of training points.

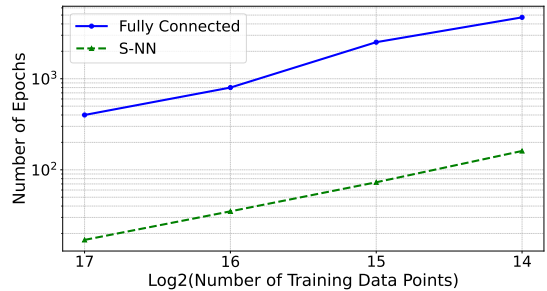


Figure 6: Comparison of training epochs (log-scale) against the number of training points.

Furthermore, we compute approximations of the optimal value function V for linear quadratic optimal control problems with increasing state dimensions, ranging from 20 to 120 in increments of 10. Specifically, we considered two different cases: one where the matrix A has bandwidth 1, and another where A has bandwidth 3. We use a S-NN as shown in Figure 3 with $n = s$ subnetworks and $\nu_g = \nu_z = 0.5$. The training dataset size was fixed at 4069 points, uniformly sampled in the unit ball, ensuring consistency with the framework established in Theorem 3.4. The graph-distance l was fixed to 3 in all cases. For each dimension, the size of the subsystems' layers was minimized while maintaining a MSE in the test data below 10^{-4} . It turned out that for both bandwidths and across all dimensions, only $M = 2$ neurons per sublayer were required to satisfy this error threshold. Consequently, the total number of neurons and parameters increases linearly with the dimensionality of the problem, as illustrated in Figure 7. These findings suggest that the polynomial bound established in the theorems in Section 3 may not be sharp for LQR problems. It is important to note that, while the graph for the case with bandwidth equal to 1 is sequential, as shown in Figure 1, the increased number of connections in the case of bandwidth equal to 3 (depicted in Figure 8) leads to higher-dimensional graph neighborhoods. Specifically, for our choice of $l = 3$ we have $d = 4$ for the first case and $d = 10$ for the second. This, in turn, results in a larger number of trainable parameters for the setting with bandwidth equal to 3, as shown in Figure 7.

6.2 Approximation of a non-quadratic function

In this subsection, we briefly discuss an application of the training algorithm presented in Subsection 6.1 towards the approximation of non-quadratic functions. To this end, for $\rho \in (0, 1]$ we introduce the

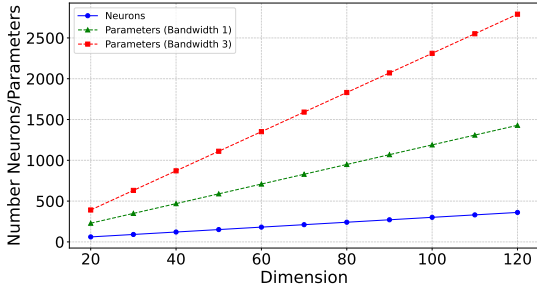


Figure 7: Number of neurons and parameters for bandwidths 1 and 3 in dependence of the dimension.

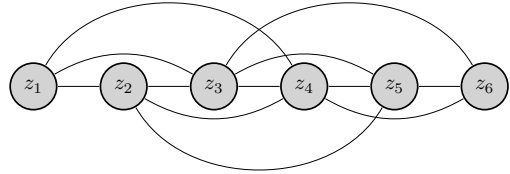


Figure 8: Graph corresponding to A with bandwidth equal to 3 and $B = Q = R = I_n$.

function $V: [-1, 1]^{100} \rightarrow \mathbb{R}$ defined as

$$V(x) = \sum_{i,j=1}^n \sin(x_i) \sin(x_j) \rho^{|i-j|},$$

and consider a graph \mathcal{G} with nodes $\{1, \dots, n\}$ and sequential connections leading to $\text{dist}_{\mathcal{G}}(i, j) = |i - j|$ for $i, j \in \{1, \dots, n\}$. Note that the function V is not separable with respect to Definition 3.2 since each entry of its Hessian matrix is non-zero. However, for $\rho < 1$ it exhibits an exponentially decaying sensitivity with basis ρ . We employ a S-NN with a distance for the graph-neighborhoods of $l = 5$, a sublayer-size of $M = 16$ in each subnetwork, $\nu_g = \nu_z = 0.5$, and 8192 training, validation, and test data. The resulting MSE is shown in Figure 9, where we observe that the function is not well approximated for $\rho = 1$, corresponding to the case without decaying sensitivity. In contrast, for the case with exponentially decaying sensitivity, where $\rho = \frac{1}{8}$, the MSE falls below 10^{-4} .

A similar behavior can be observed if we replace the exponential decaying sensitivity of V with a polynomial decay. That is, we consider the function $\tilde{V}: [-1, 1]^{100} \rightarrow \mathbb{R}$ given as

$$\tilde{V}(x) = \sum_{i,j=1}^n \sin(x_i) \sin(x_j) (|i - j| + 1)^{-\alpha},$$

for different values of $\alpha \in \{0, 1, 2, 3\}$. We use the same network architecture and training parameters as for V and observe that the stronger the polynomial degree is, the better the resulting network approximation is, see Figure 10.

It follows that the separable structured neural network facilitates the approximation of general functions, with the degree of effectiveness being influenced by the rate of decay of the sensitivity. Specifically, the network architecture improves the ability to capture functions with decaying sensitivity, with the approximation quality being directly related to the rate at which the sensitivity diminishes. As the sensitivity decays more rapidly, the separable structure becomes increasingly advantageous, enabling more accurate and efficient representations of the function in question.

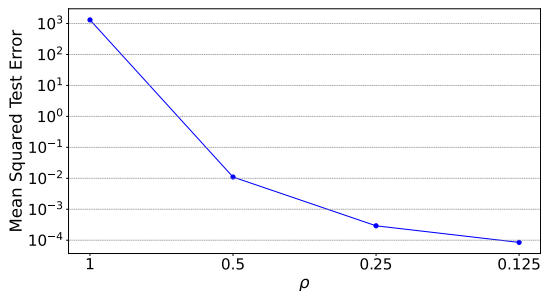


Figure 9: Test error (log-scale) for approximating V (exponential decay) in dependence of ρ .

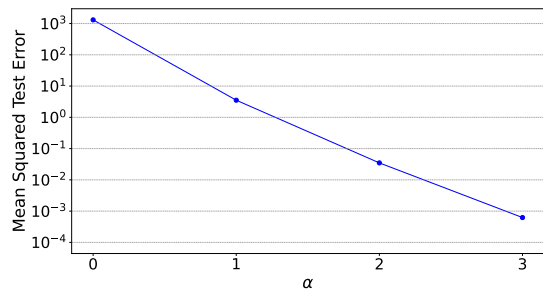


Figure 10: Test error (log-scale) for approximating \tilde{V} (polynomial decay) in dependence of α .

7 Conclusion

This work has presented a comprehensive framework for constructing separable approximations of high-dimensional functions, emphasizing their representation through neural networks. The key contribution lies in leveraging the property of decaying sensitivity, which facilitates the decomposition of complex functions into localized components with reduced computational complexity. We demonstrated that separable approximations are not only theoretically viable but also practical in the context of optimal control problems, particularly in the LQR setting. To extend this approach to a nonlinear setting, datasets for the optimal control problem can be systematically generated utilizing either Pontryagin's Maximum Principle [2] or the State-Dependent Riccati Equation [1, 7]. Moreover, the integration of separable structures with neural networks underscores the potential for addressing the curse of dimensionality in a wide range of applications. The resulting architectures allow for efficient representation and computation of value functions.

Future research directions include extending the existence results on decaying sensitivity and the proposed numerical methods to non-linear control problems, exploring adaptive strategies for graph-based sensitivity modeling, and further optimizing neural network architectures to enhance generalization and computational efficiency.

References

- [1] G. Albi, S. Bicego, and D. Kalise. Gradient-augmented supervised learning of optimal feedback laws using state-dependent Riccati equations. *IEEE Control Syst. Lett.*, 6:836–841, 2022.
- [2] B. Azmi, D. Kalise, and K. Kunisch. Optimal feedback law recovery by gradient-augmented sparse polynomial regression. *J. Mach. Learn. Res.*, 22(48):1–32, 2021.
- [3] M. Benzi. Localization in matrix computations: Theory and applications. In M. Benzi and V. Simoncini, editors, *Exploiting Hidden Structure in Matrix Computations: Algorithms and Applications : Cetraro, Italy 2015*, pages 211–317. Springer, 2016.
- [4] M. Benzi and G. H. Golub. Bounds for the entries of matrix functions with applications to preconditioning. *BIT Numerical Mathematics*, 39:417–438, 1999.
- [5] G. Beylkin and M. J. Mohlenkamp. Numerical operator calculus in higher dimensions. *Proc. Natl. Acad. Sci. U.S.A.*, 99(16):10246–10251, 2002.
- [6] T. Breiten and K. Kunisch. Neural network based nonlinear observers. *Systems Control Lett.*, 148, 2021.
- [7] S. Dolgov, D. Kalise, and L. Saluzzi. Data-driven tensor train gradient cross approximation for Hamilton–Jacobi–Bellman equations. *SIAM J. Sci. Comput.*, 45(5):A2153–A2184, 2023.
- [8] G. H. Golub and C. F. Van Loan. *Matrix Computations*. JHU press, 2013.
- [9] S. Göttlich, M. Schaller, and K. Worthmann. Perturbations in PDE-constrained optimal control decay exponentially in space. *preprint arXiv:2403.15056*, 2024.
- [10] L. Grüne. Computing Lyapunov functions using deep neural networks. *J. Comput. Dyn.*, 8(2):131–152, 2021.
- [11] L. Grüne, M. Schaller, and A. Schiela. Exponential sensitivity and turnpike analysis for linear quadratic optimal control of general evolution equations. *J. Differential Equations*, 268(12):7311–7341, 2020.
- [12] A. Haber and M. Verhaegen. Sparse solution of the Lyapunov equation for large-scale interconnected systems. *Automatica*, 73:256–268, 2016.
- [13] W. Kang and Q. Gong. Feedforward neural networks and compositional functions with applications to dynamical systems. *SIAM J. Control Optim.*, 60(2):786–813, 2022.
- [14] K. Kunisch and D. Walter. Semiglobal optimal feedback stabilization of autonomous systems via deep neural network approximation. *ESAIM Control Optim. Calc. Var.*, 27:16, 2021.

- [15] K. Kunisch and D. Walter. Optimal feedback control of dynamical systems via value-function approximation. *Comptes Rendus. Mécanique*, 351(S1):535–571, 2023.
- [16] F. Kuo, I. Sloan, G. Wasilkowski, and H. Woźniakowski. On decompositions of multivariate functions. *Math. Comp.*, 79(270):953–966, 2010.
- [17] P. Lancaster and L. Rodman. *Algebraic Riccati Equations*. Clarendon press, 1995.
- [18] S. Massei and L. Saluzzi. On the data-sparsity of the solution of Riccati equations with applications to feedback control. *arXiv preprint arXiv:2408.16569*, 2024.
- [19] H. Mhaskar. Neural networks for optimal approximation of smooth and analytic functions. *Neural Comput.*, 8(1):164–177, 1996.
- [20] S. Na and M. Anitescu. Exponential decay in the sensitivity analysis of nonlinear dynamic programming. *SIAM J. Optim.*, 30(2):1527–1554, 2020.
- [21] I. V. Oseledets. Tensor-train decomposition. *SIAM J. Sci. Comput.*, 33(5):2295–2317, 2011.
- [22] A. B. Owen. The dimension distribution and quadrature test functions. *Statistica Sinica*, 13:1–17, 2003.
- [23] G. Qu, A. Wierman, and N. Li. Scalable reinforcement learning for multiagent networked systems. *Oper. Res.*, 70(6):3601–3628, 2022.
- [24] C. Rieger and H. Wendland. On the approximability and curse of dimensionality of certain classes of high-dimensional functions. *SIAM J. Numer. Anal.*, 62(2):842–871, 2024.
- [25] S. Shin, M. Anitescu, and V. M. Zavala. Exponential decay of sensitivity in graph-structured nonlinear programs. *SIAM J. Optim.*, 32(2):1156–1183, 2022.
- [26] S. Shin, Y. Lin, G. Qu, A. Wierman, and M. Anitescu. Near-optimal distributed linear-quadratic regulator for networked systems. *SIAM J. Control Optim.*, 61(3):1113–1135, 2023.
- [27] S. Shin and V. M. Zavala. Controllability and observability imply exponential decay of sensitivity in dynamic optimization. In *7th IFAC Conference on Nonlinear Model Predictive Control NMPC 2021*, volume 54, pages 179–184, 2021.
- [28] M. Sperl, J. Mysliwicz, and L. Grüne. On the existence and neural network representation of separable control Lyapunov functions. <https://epub.uni-bayreuth.de/id/eprint/8101/>, 2025. Preprint.
- [29] M. Sperl, L. Saluzzi, L. Grüne, and D. Kalise. Separable approximations of optimal value functions under a decaying sensitivity assumption. In *2023 62nd IEEE Conference on Decision and Control (CDC)*, pages 259–264. IEEE, 2023.
- [30] R. C. Zhang, W. Li, and N. Li. On the optimal control of network LQR with spatially-exponential decaying structure. In *2023 American Control Conference (ACC)*, pages 1775–1780. IEEE, 2023.