

# LLMs can *implicitly* learn from mistakes in-context

Lisa Alazraki<sup>1\*</sup>, Maximilian Mozes<sup>2</sup>, Jon Ander Campos<sup>2</sup>, Yi Chern Tan<sup>2</sup>,  
Marek Rei<sup>1</sup>, Max Bartolo<sup>2</sup>

<sup>1</sup>Imperial College London, <sup>2</sup>Cohere

## Abstract

Learning from mistakes is a fundamental feature of human intelligence. Previous work has shown that Large Language Models (LLMs) can also learn from incorrect answers when provided with a comprehensive rationale detailing why an answer is wrong or how to correct it. In this work, we examine whether LLMs can learn from mistakes in mathematical reasoning tasks when these explanations are not provided. We investigate if LLMs are able to *implicitly* infer such rationales simply from observing both incorrect and correct answers. Surprisingly, we find that LLMs perform better, on average, when rationales are eliminated from the context and incorrect answers are simply shown alongside correct ones. This approach also substantially outperforms chain-of-thought prompting in our evaluations. We show that these results are consistent across LLMs of different sizes and varying reasoning abilities. Further, we carry out an in-depth analysis, and show that prompting with both wrong and correct answers leads to greater performance and better generalisation than introducing additional, more diverse question-answer pairs into the context. Finally, we show that new rationales generated by models that have only observed incorrect and correct answers are scored equally as highly by humans as those produced with the aid of exemplar rationales. Our results demonstrate that LLMs are indeed capable of in-context implicit learning.

## 1 Introduction

A crucial aspect of human cognition is the ability to learn from mistakes (Metcalf, 2017). Analogously, LLMs have been shown to benefit from observing incorrect answers in their context (Madaan et al., 2024; Shinn et al., 2024) and even their training data (An et al., 2023; Paul et al., 2024), provided

\*Work done while at Cohere. Correspondence to lisa.alazraki20@imperial.ac.uk.

? A bag of caramel cookies has 20 cookies inside and a box of cookies has 4 bags in total. How many calories are inside the box if each cookie is 20 calories?

✗ **Incorrect:** 20 cookies in a bag amount to  $20 \times 20 = 400$  calories. There are 4 bags in a box. So  $400/4 = 100$  calories in a box.

⚙️ The incorrect part is the calculation of the total calories in a box. The total calories should be calculated multiplying the calories in a bag by the number of bags in a box. The wrong answer incorrectly divides the total calories in a bag by the number of bags.

✓ **Correct:** There are 20 cookies in each bag and 4 bags in total in the box. So there are  $20 \times 4 = 80$  cookies in total. Each cookie is 20 calories, so the total calories are  $80 \times 20 = 1600$ .

(a)

? A bag of caramel cookies has 20 cookies inside and a box of cookies has 4 bags in total. How many calories are inside the box if each cookie is 20 calories?

✗ **Incorrect:** 20 cookies in a bag amount to  $20 \times 20 = 400$  calories. There are 4 bags in a box. So  $400/4 = 100$  calories in a box.

✓ **Correct:** There are 20 cookies in each bag and 4 bags in total in the box. So there are  $20 \times 4 = 80$  cookies in total. Each cookie is 20 calories, so the total calories are  $80 \times 20 = 1600$ .

(b)

Figure 1: Learning examples for (a) explicit learning and (b) implicit learning. In the explicit learning setting, corrective feedback follows the incorrect answer (in red) and explains how to derive from it the correct answer (in green). For implicit learning, corrective feedback is discarded and the model is expected to infer the differences between the incorrect and the correct answer.

these are accompanied by descriptions of the errors they contain or the corrections needed to rectify them (An et al., 2023; Kim et al., 2024; Madaan et al., 2024; Olausson et al., 2024; Paul et al., 2024; Shinn et al., 2024; Xu et al., 2024b). Usually, this corrective feedback is itself generated by an LLM, then fed into the same (Kim et al., 2024; Madaan et al., 2024; Shinn et al., 2024) or a different model (An et al., 2023; Olausson et al., 2024; Paul et al., 2024; Xu et al., 2024b). We consider the scenario where an LLM outputs a corrective rationale for

an erroneous answer, then uses it to improve its next answer akin to *explicit learning* in humans—a phenomenon whereby patterns and structure within a new piece of information are deliberately sought out and verbalised to aid reasoning and abstraction (Stadler, 1997). This active process differs from *implicit learning*, where complex skills are passively acquired simply by observing the environment, and any pattern detection occurs implicitly and automatically (Frensch and Runger, 2003; Kaufman et al., 2010).

In this work, we investigate the ability of LLMs to learn from mistakes *implicitly*, without the aid of corrective feedback and rationales within an In-Context Learning (ICL) setting. We construct few-shot prompts for questions designed to probe reasoning abilities, alongside incorrect and correct answers. We only provide incorrect response examples for the few-shot exemplars and let the model independently infer any characteristics of the wrong and correct answers, and any differences between them. We refer to this strategy as ‘prompting for implicit learning’. We compare performance against two baselines: (i) a few-shot Chain-of-Thought (CoT) prompt (Wei et al., 2024) only including the valid step-by-step answers to the same questions, and (ii) a few-shot prompt that includes wrong and correct answers, as well as corrective feedback, as in An et al. (2023). To ensure the robustness of the results, we test all strategies extensively using seven LLMs from four distinct model families and four diverse tasks distributed across four established mathematical reasoning datasets. We show that prompting for implicit learning outperforms both baselines in most cases. This holds true even when we extend the context of CoT by inserting additional, diverse question-answer pairs, thus creating an even stronger baseline.

To gain insight into these results and assess whether LLMs are able to infer corrective rationales implicitly, we carry out a human evaluation study. We collect LLM-generated rationales for pre-computed answers to math reasoning questions across different prompting strategies. We further have the resulting rationales assessed by expert human evaluators. We find that prompting for implicit learning produces rationales that are scored highly by humans, and that adding examples of corrective feedback to the prompt only results in minimal improvement. This demonstrates that models can deduce high-quality rationales implicitly.

Our main contributions are:

1. We investigate *implicit* learning from mistakes with LLMs and compare it to *explicit* learning that uses both mistakes and corrective rationales. To the best of our knowledge, no such investigation has been carried out before, and existing work relies heavily on high-quality explicit rationales, which are expensive to curate.
2. We demonstrate that prompting for implicit learning outperforms explicit learning, as well as other strong ICL baselines. This indicates LLMs are well-suited for implicit learning.
3. We carry out a human evaluation study and confirm that LLMs can implicitly infer high-quality corrective rationales simply from observing incorrect answers alongside correct ones in their context. These rationales are comparable in quality to those produced with the aid of in-context example rationales.
4. Our work brings into question the rationale behind rationales and offers a simple yet effective alternative.

## 2 Related Work

Incorrect outputs have been leveraged in prior work to improve LLM responses for challenging tasks. The existing literature can be largely categorised into three approaches: (i) *Self-refinement*, where an LLM critiques its own erroneous generations, (ii) *External feedback*, where the critic is a distinct LLM, and (iii) *Multi-agent debate*, where two or more models take turns at providing feedback on a previously generated response.

**Self-refinement.** The self-refinement pipeline is well exemplified by Madaan et al. (2024). They devise a framework where an LLM first answers a question, then generates feedback for that answer, and finally outputs a new answer based on the feedback. Note that the model is not fine-tuned and each step is elicited via prompting. The refinement process can be repeated multiple times until a stopping criterion is met, to iteratively improve the final answer. Kim et al. (2024) and Shinn et al. (2024) adopt a similar strategy with agentic LLMs: the model executes a task and, based on the signal received from the environment, outputs a

self-reflection consisting of a description of the errors that may have occurred in the previous action. This is then added to the LLM context to improve its performance in the next episode.

**External feedback.** Xu et al. (2024c) observe that self-refinement is biased by the tendency of LLMs to assess their own generations positively. Hence, Xu et al. (2024b) propose a two-model system, where a base LLM answers a question and a fine-tuned model assesses the answer, identifies mistakes and provides feedback. The feedback is then used by the base LLM to revise its answer. Similarly, Olausson et al. (2024) find LLM self-critique to be biased in the context of code generation, and show that utilizing a second, larger model as the critic allows for more substantial improvements in the task. Tong et al. (2024) feed a corpus of questions and incorrect answers to PaLM2 (Anil et al., 2023), which outputs the type and reasons for each mistake. They show that fine-tuning Flan-T5 models (Chung et al., 2022) on the resulting rationales improves their performance. Similarly, Paul et al. (2024) use corrective feedback from a fine-tuned model as a signal to train a base LLM for producing better responses. An et al. (2023) take the above approach one step further. They collect LLM-generated incorrect answers and prompt GPT-4 (Achiam et al., 2024) to identify and correct the mistakes, showing that LLMs fine-tuned on this data achieve superior reasoning capabilities.

**Multi-agent debate.** Since LLMs benefit from a single critic model, it is reasonable to assume that using multiple critics may achieve further improved results. Indeed, Chen et al. (2024) show that a round table of LLMs achieve superior performance in reasoning tasks. In their framework, each LLM produces an answer to a question, followed by a self-critique. Then, all models carry out a multi-turn discussion, revising their answers at each turn based on the responses and self-critiques of the other LLMs. Du et al. (2023) propose a similar framework where multiple instances of an LLM generate candidate answers to a math reasoning question. Each instance then critiques the output of the other models, and uses this to update its answer. Khan et al. (2024) have two models generate different answers and then debate their correctness, while the final choice is made by a third LLM witnessing the debate.

Lastly, related work that does not fall into the

above categories is Chia et al. (2023)’s contrastive chain-of-thought. Using an entity recognition model, they extract and randomly shuffle numbers and equations within a golden mathematical answer to obtain its incoherent counterpart. While their general motivation shares some similarities with implicit learning due to the absence of a rationale to accompany the incoherent answer, the latter is inherently different from our incorrect reasoning traces. Most saliently, their analysis is not concerned with what and how much information about previous mistakes is required to improve LLM reasoning. In contrast, our investigation stems from the observation that learning from mistakes with LLMs conventionally assumes the need for explicit, fine-grained corrective feedback. We seek to answer the previously unexplored question of whether this additional feedback is actually beneficial or even necessary.

### 3 Prompt Construction

Let  $E = \parallel_{n=1}^N e_n$  be the text sequence resulting from concatenating  $N$  in-context examples. In the typical few-shot CoT setting (Wei et al., 2024), an individual example

$$e_n^{\text{CoT}} = (q^{(n)}, a^{(n)}) \quad (1)$$

is defined by the question  $q^{(n)}$  and the corresponding correct step-by-step answer  $a^{(n)}$ . This can be extended to

$$e_n^{\text{explicit}} = (q^{(n)}, w^{(n)}, r^{(n)}, a^{(n)}) \quad (2)$$

which additionally includes a wrong step-by-step answer  $w^{(n)}$  and a rationale  $r^{(n)}$  that explicitly identifies the errors in  $w^{(n)}$  that need correcting to obtain  $a^{(n)}$ . This learning setup has been widely explored in prior literature (Madaan et al., 2024; Kim et al., 2024; Shinn et al., 2024). We additionally consider examples of the form

$$e_n^{\text{implicit}} = (q^{(n)}, w^{(n)}, a^{(n)}) \quad (3)$$

where the explicit rationale  $r^{(n)}$  is removed. Figure 1 illustrates instances of (2) and (3).

In our experiments, we set  $N = 8$  for all example types. We investigate how the example formulations in the set  $\mathcal{E} = \{E^{\text{CoT}}, E^{\text{explicit}}, E^{\text{implicit}}\}$  affect LLMs across different tasks: *labelling* the correctness of an entire answer or an individual reasoning step, *editing* an incorrect answer, or *solving* a new question (we further elaborate on

each task in Section 4.3). We do not alter the example format by task but we instead construct a task-specific prompt by appending an instruction,  $I$ , to the examples.  $I$  solely depends on the task and not on the type of examples preceding it. Hence, we have a set of task-specific instructions  $\mathcal{I} = \{I^{\text{label\_ans}}, I^{\text{label\_step}}, I^{\text{edit}}, I^{\text{solve}}\}$ .

We experiment with all example types for all tasks. That is, we evaluate all prompts in the set  $\mathcal{P} = \{E \parallel I \mid (E, I) \in \mathcal{E} \times \mathcal{I}\}$ . Prompts are shown in Appendix B.

### 3.1 Generating Correct Answers

All the examples in  $\mathcal{E}$  include questions and their corresponding correct answers. While questions are provided by the training set, not all datasets contain CoT-style golden answers. In those cases, we generate them by prompting GPT-4 (Achiam et al., 2024) to provide answers in a zero-shot CoT fashion, and inspect both the reasoning trace correctness and final result.

### 3.2 Generating Incorrect Answers

The incorrect answers necessary to construct the exemplars in  $E^{\text{explicit}}$  and  $E^{\text{implicit}}$  are not present in most datasets. To obtain them, we prompt LLMs that are no longer state-of-the-art to generate answers for the training set questions. We use LLaMA 30B (Touvron et al., 2023a), Llama 2 7B (Touvron et al., 2023b) and Llama 3 8B (Grattafiori et al., 2024). The specific model choice depends on the dataset and its difficulty (refer to Appendix D). We use few-shot CoT prompting with all models. We gather answers that are marked as wrong by automated evaluation of the final numerical result. Having discarded empty and partial answers, we simply select the first  $N$  incorrect answers in the set and pair them with the corresponding questions and their correct counterparts, obtained as detailed in Section 3.1.

### 3.3 Generating Corrective Rationales

We generate the corrective rationales in  $E^{\text{explicit}}$  following a strategy similar to that described in An et al. (2023): we prompt GPT-4 in a few-shot fashion, showing it questions with incorrect and correct answers, as well as rationales. Given a new question and pair of answers, we ask the model to identify the mistakes in the incorrect answer and explain how to correct them. We use the same few-shot examples as An et al. (2023), slightly reformatted for our task.

## 4 Experiments

### 4.1 Models

We study LLMs of different sizes:

- Command R<sup>1</sup>, 35 billion parameters;
- Llama 3 70B Instruct (Grattafiori et al., 2024), 70 billion parameters;
- Command R+<sup>1</sup>, 100 billion parameters;
- WizardLM (Xu et al., 2024a), 141 billion parameters.

Note that for the Command models, we use both the original and the Refresh versions, as preliminary experiments showed significant differences in their output and results for math reasoning tasks. We also test Titan Text G1 Express<sup>2</sup>, whose exact number of parameters has not been publicly disclosed. We note, however, that this model is substantially less capable than the others in reasoning tasks, as evidenced by the lower scores in Table 1. Therefore, we consider seven LLMs in total. We employ a greedy sampling strategy with all models. LLMs are accessed via API; further details including the inference hyperparameters and model IDs are given in Appendix C.

### 4.2 Datasets

Our main focus is understanding whether LLMs learn implicitly in tasks that require complex reasoning. Contemporary work investigating LLM reasoning has primarily focused on math reasoning as an early and convenient proxy for complex reasoning ability evaluation (Ahn et al., 2024; Paul et al., 2024; Ruis et al., 2024; Liu et al., 2025). Consistent with this approach, we test our method on several math reasoning benchmarks.

**GSM8K** includes grade-school-level arithmetic problems that require multiple reasoning steps to solve (Cobbe et al., 2021). All problems in GSM8K can be tackled using basic arithmetic operations (addition, subtraction, multiplication, division).

**ASDiv** contains diverse problems of varying difficulty (Miao et al., 2020). In addition to arithmetic operations, questions can be solved using algebra, number theory, set operations and geometric formulas. They can also require pattern identification and unit conversion.

<sup>1</sup><https://cohere.com/command>

<sup>2</sup><https://aws.amazon.com/bedrock/amazon-models>

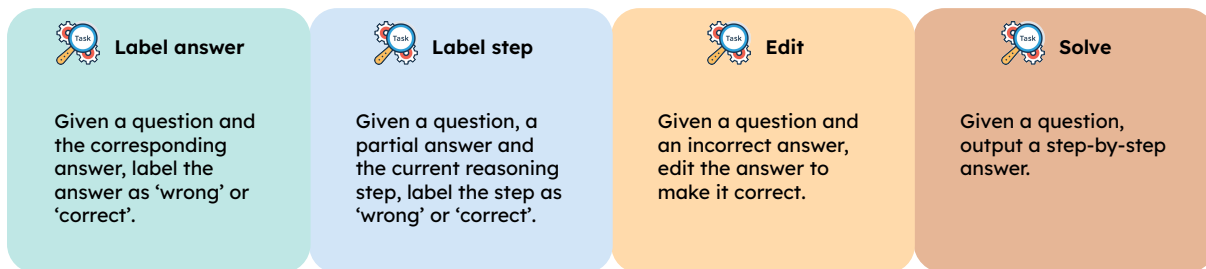


Figure 2: We further evaluate LLM performance on four auxiliary tasks: (i) labelling an answer as wrong or correct, (ii) labelling an individual reasoning step, (iii) editing an incorrect answer to make it correct, and (iv) solving a new question. In the labelling tasks, we instruct the model to output a rationale justifying its choice before generating the predicted label. This is motivated by previous work showing that this approach tends to produce more robust labels (Trivedi et al., 2024; Zheng et al., 2024).

**AQuA** is a dataset of algebraic word problems from postgraduate admissions tests such as GRE and GMAT, as well as new questions of similar difficulty collected through crowd-sourcing (Ling et al., 2017). Note that while the original version of the dataset is multiple-choice, here we use a more challenging open-ended version.

**PRM800K** (Lightman et al., 2024) is derived from the MATH dataset (Hendrycks et al., 2021), which contains challenging competition-level math problems. In PRM800K, model-generated answers to the questions in MATH are paired with human annotations providing a validation signal on intermediary reasoning steps.

These datasets cover a wide range of math domains and difficulty levels, each constituting a particular challenge. Furthermore, statistical analysis on GSM8K, ASDiv and AQuA has determined that these datasets are entirely out-of-domain with respect to one another (Ott et al., 2023), which makes this selection of evaluation datasets an appropriate test bed for our analysis.

### 4.3 Tasks

In addition to evaluating on diverse math reasoning datasets, we consider auxiliary tasks that can be carried out within those datasets. We illustrate them below and in Figure 2.

**Labelling an answer.** In this task we have the model assign a binary label to a CoT-style answer, identifying whether it is correct or not, given the question. Previous work has found that LLM-assigned labels are more robust when they are accompanied by a model-generated rationale (Trivedi et al., 2024; Zheng et al., 2024). Hence, we require LLMs to first output a rationale explaining their

choice, followed by the label. Performance in the binary labelling tasks is measured by the macro-averaged F1-score, weighted by support to account for label imbalance. The answers to be labelled are generated by running Llama 2 7B and Llama 3 8B on the test set of each dataset (refer to Appendix D for details).

**Labelling a reasoning step.** We leverage the step-wise reasoning annotations in PRM800K to have models score the correctness of a single reasoning step given the question and any previous context. Similar to the above setting, the LLM outputs a rationale followed by a binary label ('correct' or 'incorrect'). As the other datasets do not contain step-wise annotations, we perform this task only on PRM800K.

**Editing an incorrect answer.** We show the model a question and a corresponding incorrect answer, then ask it to output a new, edited answer that leads to the correct solution. Performance is measured by computing the accuracy of the numerical solution. For this task, we use the incorrect portion of the pre-generated answers obtained by running Llama 2 7B and Llama 3 8B on the test sets.

**Solving a math question.** In this task, we simply show the model a test set question and ask it to output the solution. As in the previous task, we compute the accuracy of the final numerical solution.

To encourage the models to output responses *conditioned* on the context, as opposed to text that merely mimics the format of the examples in it, we append the task-specific instruction after the examples. We further aid generalization by prepending the text *'Now apply what you have learned'* to the

Model	Strategy	GSM8K			ASDiv			AQuA			PRM800K			
		label <sub>ans</sub>	edit	solve	label <sub>ans</sub>	edit	solve	label <sub>ans</sub>	edit	solve	label <sub>ans</sub>	label <sub>step</sub>	edit	solve
<i>Llama 3 70B Instruct</i>	CoT	83.8 <sub>0.5</sub>	81.3 <sub>0.3</sub>	91.8 <sub>0.5</sub>	90.1 <sub>0.3</sub>	82.7 <sub>0.8</sub>	90.8 <sub>0.3</sub>	<b>66.6</b> <sub>1.1</sub>	37.3 <sub>0.4</sub>	55.8 <sub>0.6</sub>	<b>31.7</b> <sub>0.6</sub>	49.6 <sub>0.2</sub>	20.6 <sub>1.3</sub>	43.9 <sub>0.8</sub>
	Explicit	82.5 <sub>0.6</sub>	84.2 <sub>0.2</sub>	92.8 <sub>0.3</sub>	90.0 <sub>0.3</sub>	81.4 <sub>0.9</sub>	<b>91.5</b> <sub>0.1</sub>	55.7 <sub>1.1</sub>	34.0 <sub>1.1</sub>	55.1 <sub>1.0</sub>	19.0 <sub>0.4</sub>	48.2 <sub>0.4</sub>	21.8 <sub>1.6</sub>	48.1 <sub>0.4</sub>
	Implicit	<b>84.0</b> <sub>0.7</sub>	<b>84.8</b> <sub>0.1</sub>	<b>93.3</b> <sub>0.4</sub>	<b>91.4</b> <sub>0.5</sub>	<b>84.9</b> <sub>0.7</sub>	91.1 <sub>0.2</sub>	56.6 <sub>0.2</sub>	<b>37.6</b> <sub>1.3</sub>	<b>56.4</b> <sub>0.4</sub>	19.2 <sub>0.2</sub>	<b>50.0</b> <sub>0.6</sub>	<b>26.5</b> <sub>1.9</sub>	<b>48.4</b> <sub>0.6</sub>
<i>Command R</i>	CoT	50.5 <sub>0.8</sub>	17.2 <sub>0.8</sub>	<b>63.1</b> <sub>0.5</sub>	53.4 <sub>1.1</sub>	49.3 <sub>1.2</sub>	<b>77.6</b> <sub>0.7</sub>	37.1 <sub>0.8</sub>	7.9 <sub>1.3</sub>	<b>21.9</b> <sub>1.1</sub>	21.4 <sub>0.7</sub>	36.3 <sub>0.4</sub>	4.7 <sub>1.2</sub>	13.3 <sub>1.0</sub>
	Explicit	57.0 <sub>0.8</sub>	25.1 <sub>1.3</sub>	56.7 <sub>1.0</sub>	<b>64.1</b> <sub>1.2</sub>	48.0 <sub>1.3</sub>	69.6 <sub>1.0</sub>	34.2 <sub>1.6</sub>	6.7 <sub>1.1</sub>	17.8 <sub>2.0</sub>	32.7 <sub>0.6</sub>	39.0 <sub>0.2</sub>	7.5 <sub>0.8</sub>	13.0 <sub>0.7</sub>
	Implicit	<b>64.2</b> <sub>0.8</sub>	<b>31.1</b> <sub>1.2</sub>	60.5 <sub>1.2</sub>	60.3 <sub>0.7</sub>	<b>51.4</b> <sub>0.7</sub>	70.1 <sub>0.6</sub>	<b>39.8</b> <sub>1.3</sub>	<b>11.2</b> <sub>1.2</sub>	19.1 <sub>0.3</sub>	<b>56.0</b> <sub>0.9</sub>	<b>43.4</b> <sub>1.2</sub>	<b>8.8</b> <sub>0.4</sub>	<b>14.8</b> <sub>0.7</sub>
<i>Command R+</i>	CoT	65.8 <sub>0.7</sub>	48.0 <sub>0.3</sub>	69.7 <sub>0.5</sub>	78.9 <sub>0.6</sub>	61.9 <sub>1.1</sub>	81.7 <sub>0.6</sub>	43.8 <sub>0.9</sub>	11.9 <sub>1.2</sub>	32.0 <sub>1.6</sub>	16.1 <sub>1.1</sub>	35.8 <sub>0.4</sub>	14.5 <sub>1.1</sub>	<b>23.9</b> <sub>1.3</sub>
	Explicit	64.3 <sub>0.3</sub>	59.8 <sub>0.6</sub>	76.0 <sub>0.9</sub>	80.4 <sub>0.3</sub>	69.3 <sub>1.2</sub>	83.9 <sub>0.4</sub>	46.5 <sub>0.4</sub>	12.5 <sub>1.4</sub>	31.1 <sub>2.0</sub>	<b>59.7</b> <sub>0.8</sub>	38.8 <sub>0.2</sub>	12.9 <sub>1.0</sub>	18.1 <sub>0.6</sub>
	Implicit	<b>71.9</b> <sub>0.4</sub>	<b>62.0</b> <sub>0.8</sub>	<b>79.9</b> <sub>0.8</sub>	<b>82.6</b> <sub>0.2</sub>	<b>70.7</b> <sub>1.3</sub>	<b>85.3</b> <sub>0.3</sub>	<b>47.6</b> <sub>0.9</sub>	<b>16.8</b> <sub>1.1</sub>	<b>35.8</b> <sub>1.1</sub>	59.5 <sub>1.2</sub>	<b>39.2</b> <sub>0.2</sub>	<b>16.6</b> <sub>0.8</sub>	21.1 <sub>0.6</sub>
<i>Command R Refresh</i>	CoT	55.5 <sub>0.9</sub>	52.1 <sub>0.6</sub>	78.9 <sub>0.4</sub>	54.8 <sub>0.3</sub>	64.8 <sub>0.2</sub>	84.5 <sub>0.6</sub>	47.5 <sub>1.4</sub>	8.5 <sub>1.0</sub>	35.3 <sub>1.2</sub>	68.1 <sub>0.7</sub>	39.3 <sub>0.6</sub>	11.7 <sub>0.7</sub>	30.6 <sub>0.7</sub>
	Explicit	48.7 <sub>1.1</sub>	55.9 <sub>0.4</sub>	75.9 <sub>0.8</sub>	37.9 <sub>0.6</sub>	69.2 <sub>1.1</sub>	80.9 <sub>0.6</sub>	42.4 <sub>0.4</sub>	16.5 <sub>0.5</sub>	39.1 <sub>1.8</sub>	67.3 <sub>0.9</sub>	<b>55.9</b> <sub>0.6</sub>	<b>13.1</b> <sub>0.8</sub>	30.8 <sub>0.5</sub>
	Implicit	<b>62.5</b> <sub>1.0</sub>	<b>57.4</b> <sub>0.7</sub>	<b>79.2</b> <sub>0.7</sub>	<b>70.4</b> <sub>1.1</sub>	<b>72.2</b> <sub>0.3</sub>	<b>84.8</b> <sub>0.5</sub>	<b>50.7</b> <sub>0.9</sub>	<b>16.6</b> <sub>0.6</sub>	<b>40.5</b> <sub>0.8</sub>	<b>71.1</b> <sub>0.9</sub>	53.7 <sub>0.8</sub>	11.8 <sub>1.1</sub>	<b>32.1</b> <sub>0.7</sub>
<i>Command R+ Refresh</i>	CoT	46.9 <sub>0.9</sub>	45.9 <sub>0.7</sub>	75.6 <sub>0.9</sub>	77.7 <sub>0.1</sub>	78.8 <sub>0.5</sub>	89.4 <sub>0.4</sub>	61.0 <sub>0.4</sub>	<b>23.5</b> <sub>0.7</sub>	44.5 <sub>0.9</sub>	54.5 <sub>1.2</sub>	<b>51.9</b> <sub>0.6</sub>	16.1 <sub>1.3</sub>	<b>31.9</b> <sub>0.8</sub>
	Explicit	40.3 <sub>0.8</sub>	57.6 <sub>1.3</sub>	82.0 <sub>0.7</sub>	64.8 <sub>0.2</sub>	76.1 <sub>0.9</sub>	89.9 <sub>0.3</sub>	53.6 <sub>0.5</sub>	20.6 <sub>1.7</sub>	43.2 <sub>1.7</sub>	73.3 <sub>0.4</sub>	51.7 <sub>0.9</sub>	15.9 <sub>1.3</sub>	26.8 <sub>0.4</sub>
	Implicit	<b>47.2</b> <sub>0.8</sub>	<b>62.8</b> <sub>0.9</sub>	<b>86.3</b> <sub>0.8</sub>	<b>79.6</b> <sub>0.2</sub>	<b>81.9</b> <sub>1.0</sub>	<b>90.4</b> <sub>0.4</sub>	<b>63.3</b> <sub>1.2</sub>	21.5 <sub>1.1</sub>	<b>47.8</b> <sub>1.2</sub>	<b>73.9</b> <sub>0.8</sub>	47.8 <sub>0.7</sub>	<b>18.7</b> <sub>1.1</sub>	29.7 <sub>0.7</sub>
<i>Titan Text G1 Express</i>	CoT	53.4 <sub>0.2</sub>	2.1 <sub>0.3</sub>	29.7 <sub>0.7</sub>	45.4 <sub>0.6</sub>	<b>13.1</b> <sub>0.3</sub>	61.2 <sub>0.4</sub>	<b>54.9</b> <sub>1.4</sub>	1.0 <sub>0.2</sub>	7.9 <sub>0.6</sub>	<b>67.2</b> <sub>0.4</sub>	46.4 <sub>0.5</sub>	3.0 <sub>0.3</sub>	5.4 <sub>0.2</sub>
	Explicit	68.7 <sub>0.3</sub>	2.8 <sub>0.4</sub>	33.2 <sub>0.5</sub>	53.0 <sub>0.8</sub>	12.9 <sub>0.3</sub>	61.1 <sub>0.6</sub>	43.2 <sub>1.3</sub>	1.2 <sub>0.2</sub>	8.8 <sub>0.7</sub>	35.5 <sub>0.4</sub>	48.9 <sub>0.4</sub>	3.0 <sub>1.0</sub>	<b>7.6</b> <sub>0.4</sub>
	Implicit	<b>69.3</b> <sub>0.5</sub>	<b>3.0</b> <sub>0.4</sub>	<b>34.7</b> <sub>0.9</sub>	<b>60.2</b> <sub>0.4</sub>	12.9 <sub>0.1</sub>	<b>62.8</b> <sub>0.4</sub>	49.6 <sub>0.8</sub>	<b>1.4</b> <sub>0.1</sub>	<b>11.0</b> <sub>0.2</sub>	45.7 <sub>0.9</sub>	<b>49.7</b> <sub>1.0</sub>	<b>4.0</b> <sub>0.5</sub>	5.8 <sub>0.5</sub>
<i>WizardLM</i>	CoT	85.9 <sub>0.4</sub>	72.4 <sub>1.1</sub>	91.3 <sub>0.6</sub>	93.8 <sub>0.2</sub>	80.6 <sub>0.3</sub>	90.9 <sub>0.4</sub>	76.6 <sub>0.2</sub>	41.7 <sub>0.2</sub>	59.1 <sub>0.7</sub>	68.4 <sub>0.6</sub>	61.4 <sub>0.4</sub>	<b>36.8</b> <sub>1.2</sub>	60.3 <sub>0.9</sub>
	Explicit	85.4 <sub>0.5</sub>	78.5 <sub>1.3</sub>	<b>91.5</b> <sub>0.9</sub>	93.5 <sub>0.3</sub>	82.4 <sub>0.2</sub>	<b>91.4</b> <sub>0.1</sub>	77.3 <sub>0.5</sub>	43.2 <sub>0.4</sub>	58.0 <sub>1.1</sub>	62.5 <sub>0.4</sub>	60.2 <sub>0.3</sub>	36.5 <sub>1.5</sub>	60.8 <sub>0.7</sub>
	Implicit	<b>86.9</b> <sub>0.5</sub>	<b>82.3</b> <sub>0.9</sub>	<b>91.5</b> <sub>0.7</sub>	<b>95.0</b> <sub>0.2</sub>	<b>82.6</b> <sub>0.2</sub>	90.6 <sub>0.3</sub>	<b>79.5</b> <sub>0.1</sub>	<b>44.1</b> <sub>0.5</sub>	<b>62.1</b> <sub>0.6</sub>	<b>69.0</b> <sub>0.4</sub>	<b>62.6</b> <sub>0.5</sub>	35.7 <sub>1.3</sub>	<b>61.1</b> <sub>0.6</sub>

Table 1: Results of CoT prompting, *explicit* learning prompting, and *implicit* learning prompting for different LLMs on four math reasoning benchmarks. We use the benchmarks for the following tasks: (i) labelling an answer as wrong or correct (label<sub>ans</sub>), (ii) labelling a single reasoning step as wrong or correct (label<sub>step</sub>), (iii) editing an incorrect answer (edit), and (iv) solving a question (solve). We report the accuracy of the final numerical result for all tasks except the two labelling tasks, where we report the weighted F1-score of the binary label. Due to small variations likely resulting from dynamic batching in the APIs, we report results averaged over five runs.

instruction. Mao et al. (2024) show that the position of the instruction within a few-shot prompt affects the model’s behaviour and performance. On the other hand, the model may still be inclined to generate responses in the format of the examples (e.g., when tasked with editing an answer, having observed examples that contain corrective rationales, the model may output a rationale before the corrected answer). To account for this possibility without unnecessarily penalizing any particular prompting strategy, we provide a large generation window of 4096 tokens.

#### 4.4 Results

We find that CoT and prompting with *explicit* rationales have similar overall performance on the answer labelling task and when solving new questions, while the latter outperforms CoT when labelling reasoning steps (+3.2%, averaged across all models and all datasets) and editing an incorrect answer (+2.1% avg.). This advantage is aligned with previous findings that LLMs benefit from observing incorrect answers and corrective feedback

in their context. On the other hand, prompting for *implicit* learning achieves the highest overall performance, as evidenced in Table 1. When considering all combinations of model, dataset and task, *implicit* learning outperforms CoT in 85% of cases. It also outperforms *explicit* learning in 88% of cases. In nearly half of these, the advantage of *implicit* over *explicit* learning is substantial—well above 3%. This advantage is present even in tasks where, intuitively, we would expect in-context rationales to be particularly helpful, for example when editing an incorrect answer to make it correct. In fact, *implicit* learning gives the largest accuracy boost in the editing task: +4.4% over CoT and +2.2% over *explicit* learning, averaged across all models and datasets. On the solving task, its accuracy increases by 1.6 and 1.9 percentage points, respectively. Labelling answers also benefits from *implicit* learning prompts, with averaged F1-scores 5.6% above CoT and 6.2% above *explicit* learning.

Finally, looking at the individual datasets, *implicit* learning gains the most on GSM8K, where it outperforms both *explicit* learning and CoT in

Model	Strategy	GSM8K			ASDiv			AQuA			PRM800K			
		label <sub>ans</sub>	edit	solve	label <sub>ans</sub>	edit	solve	label <sub>ans</sub>	edit	solve	label <sub>ans</sub>	label <sub>step</sub>	edit	solve
<i>Llama 3 70B Instruct</i>	CoT+	<b>86.4</b> <sub>0.4</sub>	82.8 <sub>0.4</sub>	92.7 <sub>0.1</sub>	90.6 <sub>0.5</sub>	82.2 <sub>1.1</sub>	90.9 <sub>0.3</sub>	<b>65.7</b> <sub>1.5</sub>	33.2 <sub>1.5</sub>	56.1 <sub>0.9</sub>	<b>30.2</b> <sub>1.1</sub>	<b>51.8</b> <sub>1.0</sub>	19.0 <sub>1.9</sub>	43.2 <sub>0.4</sub>
	Implicit	84.0 <sub>0.7</sub>	<b>84.8</b> <sub>0.1</sub>	<b>93.3</b> <sub>0.4</sub>	<b>91.4</b> <sub>0.5</sub>	<b>84.9</b> <sub>0.7</sub>	<b>91.1</b> <sub>0.2</sub>	56.6 <sub>0.2</sub>	<b>37.6</b> <sub>1.3</sub>	<b>56.4</b> <sub>0.4</sub>	19.2 <sub>0.2</sub>	50.0 <sub>0.6</sub>	<b>26.5</b> <sub>1.9</sub>	<b>48.4</b> <sub>0.6</sub>
<i>Command R</i>	CoT+	50.9 <sub>1.1</sub>	20.8 <sub>1.2</sub>	<b>64.3</b> <sub>1.2</sub>	54.7 <sub>0.2</sub>	50.8 <sub>1.2</sub>	<b>77.3</b> <sub>1.1</sub>	35.6 <sub>1.6</sub>	7.2 <sub>1.4</sub>	<b>21.8</b> <sub>0.2</sub>	26.2 <sub>0.3</sub>	38.1 <sub>1.7</sub>	8.2 <sub>0.7</sub>	12.1 <sub>0.7</sub>
	Implicit	<b>64.2</b> <sub>0.8</sub>	<b>31.1</b> <sub>1.2</sub>	60.5 <sub>1.2</sub>	<b>60.3</b> <sub>0.7</sub>	<b>51.4</b> <sub>0.7</sub>	70.1 <sub>0.6</sub>	<b>39.8</b> <sub>1.3</sub>	<b>11.2</b> <sub>1.2</sub>	19.1 <sub>0.3</sub>	<b>56.0</b> <sub>0.9</sub>	<b>43.4</b> <sub>1.2</sub>	<b>8.8</b> <sub>0.4</sub>	<b>14.8</b> <sub>0.7</sub>
<i>Command R+</i>	CoT+	69.7 <sub>0.3</sub>	52.1 <sub>0.7</sub>	77.2 <sub>0.3</sub>	80.1 <sub>0.3</sub>	63.2 <sub>0.6</sub>	<b>86.3</b> <sub>0.9</sub>	46.9 <sub>0.8</sub>	12.8 <sub>2.0</sub>	32.8 <sub>2.1</sub>	17.3 <sub>0.5</sub>	34.2 <sub>0.1</sub>	12.2 <sub>1.3</sub>	<b>22.9</b> <sub>0.5</sub>
	Implicit	<b>71.9</b> <sub>0.4</sub>	<b>62.0</b> <sub>0.8</sub>	<b>79.9</b> <sub>0.8</sub>	<b>82.6</b> <sub>0.2</sub>	<b>70.7</b> <sub>1.3</sub>	85.3 <sub>0.3</sub>	<b>47.6</b> <sub>0.9</sub>	<b>16.8</b> <sub>1.1</sub>	<b>35.8</b> <sub>1.1</sub>	<b>59.5</b> <sub>1.2</sub>	<b>39.2</b> <sub>0.2</sub>	<b>16.6</b> <sub>0.8</sub>	21.1 <sub>0.6</sub>
<i>Command R Refresh</i>	CoT+	<b>64.2</b> <sub>0.5</sub>	49.8 <sub>0.3</sub>	<b>80.5</b> <sub>1.2</sub>	50.4 <sub>0.4</sub>	70.6 <sub>1.2</sub>	83.6 <sub>0.4</sub>	41.9 <sub>0.9</sub>	14.5 <sub>1.1</sub>	36.3 <sub>1.3</sub>	65.0 <sub>0.7</sub>	36.7 <sub>0.4</sub>	11.2 <sub>0.9</sub>	27.9 <sub>1.0</sub>
	Implicit	62.5 <sub>1.0</sub>	<b>57.4</b> <sub>0.7</sub>	79.2 <sub>0.7</sub>	<b>70.4</b> <sub>1.1</sub>	<b>72.2</b> <sub>0.3</sub>	<b>84.8</b> <sub>0.5</sub>	<b>50.7</b> <sub>0.9</sub>	<b>16.6</b> <sub>0.6</sub>	<b>40.5</b> <sub>0.8</sub>	<b>71.1</b> <sub>0.9</sub>	<b>53.7</b> <sub>0.8</sub>	<b>11.8</b> <sub>1.1</sub>	<b>32.1</b> <sub>0.7</sub>
<i>Command R+ Refresh</i>	CoT+	45.0 <sub>0.4</sub>	45.1 <sub>0.2</sub>	85.2 <sub>0.6</sub>	66.5 <sub>1.5</sub>	78.5 <sub>0.2</sub>	88.9 <sub>0.1</sub>	62.0 <sub>1.9</sub>	18.5 <sub>0.4</sub>	45.4 <sub>1.3</sub>	61.5 <sub>1.2</sub>	47.1 <sub>1.1</sub>	16.7 <sub>1.3</sub>	27.5 <sub>0.2</sub>
	Implicit	<b>47.2</b> <sub>0.8</sub>	<b>62.8</b> <sub>0.9</sub>	<b>86.3</b> <sub>0.8</sub>	<b>79.6</b> <sub>0.2</sub>	<b>81.9</b> <sub>1.0</sub>	<b>90.4</b> <sub>0.4</sub>	<b>63.3</b> <sub>1.2</sub>	<b>21.5</b> <sub>1.1</sub>	<b>47.8</b> <sub>1.2</sub>	<b>73.9</b> <sub>0.8</sub>	<b>47.8</b> <sub>0.7</sub>	<b>18.7</b> <sub>1.1</sub>	<b>29.7</b> <sub>0.7</sub>
<i>Titan Text G1 Express</i>	CoT+	52.5 <sub>1.0</sub>	1.2 <sub>0.2</sub>	30.4 <sub>1.4</sub>	46.6 <sub>1.2</sub>	12.5 <sub>0.2</sub>	61.1 <sub>0.3</sub>	<b>57.0</b> <sub>1.7</sub>	1.2 <sub>0.1</sub>	<b>11.2</b> <sub>0.3</sub>	<b>66.3</b> <sub>1.2</sub>	47.2 <sub>0.5</sub>	2.8 <sub>0.3</sub>	5.4 <sub>0.5</sub>
	Implicit	<b>69.3</b> <sub>0.5</sub>	<b>3.0</b> <sub>0.4</sub>	<b>34.7</b> <sub>0.9</sub>	<b>60.2</b> <sub>0.4</sub>	<b>12.9</b> <sub>0.1</sub>	<b>62.8</b> <sub>0.4</sub>	49.6 <sub>0.8</sub>	<b>1.4</b> <sub>0.1</sub>	11.0 <sub>0.2</sub>	45.7 <sub>0.9</sub>	<b>49.7</b> <sub>1.0</sub>	<b>4.0</b> <sub>0.5</sub>	<b>5.8</b> <sub>0.5</sub>
<i>WizardLM</i>	CoT+	83.1 <sub>0.7</sub>	69.3 <sub>1.2</sub>	<b>92.0</b> <sub>0.5</sub>	94.2 <sub>0.2</sub>	80.3 <sub>0.2</sub>	90.4 <sub>0.7</sub>	78.9 <sub>0.2</sub>	42.9 <sub>0.4</sub>	57.1 <sub>0.3</sub>	63.2 <sub>0.6</sub>	62.3 <sub>0.1</sub>	33.3 <sub>1.3</sub>	59.7 <sub>0.2</sub>
	Implicit	<b>86.9</b> <sub>0.5</sub>	<b>82.3</b> <sub>0.9</sub>	91.5 <sub>0.7</sub>	<b>95.0</b> <sub>0.2</sub>	<b>82.6</b> <sub>0.2</sub>	<b>90.6</b> <sub>0.3</sub>	<b>79.5</b> <sub>0.1</sub>	<b>44.1</b> <sub>0.5</sub>	<b>62.1</b> <sub>0.6</sub>	<b>69.0</b> <sub>0.4</sub>	<b>62.6</b> <sub>0.5</sub>	<b>35.7</b> <sub>1.3</sub>	<b>61.1</b> <sub>0.6</sub>

Table 2: Results of CoT prompting with extended context (CoT+) to match the sequence length of implicit prompting. Note that CoT+ includes further, diverse exemplars that implicit prompting does not contain. We report the accuracy of the final numerical result for all tasks except label<sub>ans</sub> and label<sub>step</sub>, where we report the weighted F1-score of the binary label. Results are averaged over five runs to account for small variations in model-generated outputs, likely due to dynamic batching in the APIs.

over 90% of cases across all models and tasks. This proportion is 76% on ASDiv, 81% on AQuA and 64% on PRM800K. Note that the questions in GSM8K and ASDiv have a lower level of difficulty than those in AQuA and PRM800K, as evidenced by the performance differences across all LLMs. Generally, we observe that prompting for implicit learning improves performance across varying levels of difficulty, as shown in Figure 3. In the labelling task (Figure 3a), implicit learning gives the most substantial performance gains on ASDiv and PRM800K. When editing an incorrect answer and solving a new question (Figure 3b), on the other hand, it is GSM8K and AQuA that benefit the most

from this strategy.

## 5 Discussion

Our results demonstrate that LLMs perform better across several mathematical reasoning tasks when they are prompted for *implicit* learning, even over CoT prompting and providing the models with additional information through rationales. To minimise any risk that spurious correlations may be influencing these results, here we provide further, in-depth analysis of our findings, their robustness and implications.

### 5.1 Effect of Context Length and Diversity

In our experiments, we use the same number of in-context examples across all setups. As a result, there is a mismatch between the context length of CoT and that of implicit learning, since incorporating incorrect answers introduces additional tokens into the context. As an extended context length can in itself be responsible for improved performance, we investigate the hypothesis that the additional tokens may be driving the improvement, rather than the presence of incorrect answers. We thus extend CoT’s context by increasing the number of examples from eight to fourteen (we refer to this setup as CoT+). Additional examples are randomly selected from an identical sample distribution to the original eight examples. We compare this setup to implicit

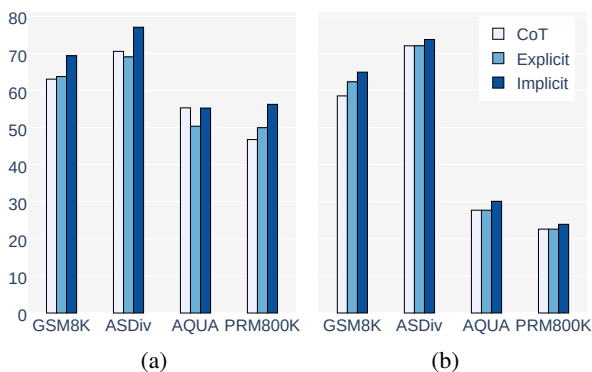


Figure 3: Scores per dataset of CoT, explicit and implicit prompting for (a) the weighted F1-score of the labelling task, and (b) the averaged accuracy across the editing and solving tasks. Scores are averaged across all LLMs.

learning prompts containing eight few-shot examples as in our standard experimental setting. The addition of six additional in-context examples to the CoT prompt results in an approximately equal context length between the two settings. It also constitutes a particularly strong baseline, since the new examples may provide the model with additional, novel scenarios to learn from. Table 2 illustrates these results.

Firstly, we note that in the large majority of cases ( $\sim 80\%$ ) adding more few-shot examples to the CoT prompt results in better or similar ( $<1\%$  difference) performance than the same setup with fewer examples. In a minority of cases, however, we observe that performance declines. This is consistent with previous findings that more examples do not strictly guarantee performance improvements (Zhao, 2023), especially in complex tasks (Opedal et al., 2024). Indeed, instances where performance declines are predominantly concentrated in the PRM800K dataset, which contains particularly challenging problems. Notably, prompting for implicit learning outperforms CoT+ in over 80% of cases. This demonstrates that the advantage of implicit learning is indeed due to the presence of incorrect answers rather than increased context length or other effects. The addition of incorrect answers appears more beneficial for LLMs than the inclusion of additional diverse and valid question-answer pairs.

## 5.2 Human Evaluation of Generated Rationales

A follow-up research question aims to investigate what the effects of incorporating error information are on model outputs. We hypothesize that if the models are incorporating error signal implicitly to improve reasoning, this should also be reflected in downstream generated rationales.

To ascertain whether, and to what extent, LLMs infer implicit information between incorrect and correct answers with different prompting strategies, we carry out a blind human evaluation study of rationales generated using distinct prompts. We randomly select 300 rationales generated by running the answer labelling task on GSM8K. We select 100 rationales for each prompting strategy (CoT, explicit learning, implicit learning). We then have four annotators with domain expertise score them as *0-Poor*, *1-Fair* or *2-Good*. Table 3 illustrates the average human evaluation scores achieved under each prompting strategy. We ob-

Prompt strategy	Avg. human evaluation score
CoT	0.68
Explicit	1.01
Implicit	0.98

Table 3: Human evaluation results on 300 model-generated corrective rationales (100 per prompting strategy). Rationales generated with explicit and implicit learning prompts obtain similar overall evaluations. CoT prompting results in substantially worse-quality rationales being generated.

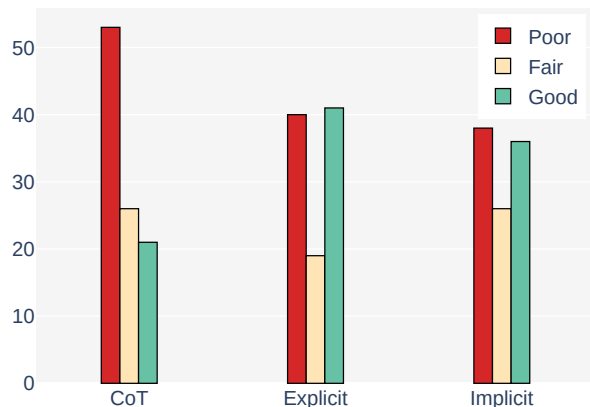


Figure 4: Fine-grained results of the human evaluation, showing the number of individual labels assigned to rationales for each prompting strategy. Explicit and implicit learning perform fairly similarly, with explicit learning obtaining a slightly higher number of labels at both extremes (‘poor’ and ‘good’) and implicit learning earning more mid-range labels (‘fair’). In contrast, rationales output with the aid of CoT prompting are mainly scored as ‘poor’.

serve that CoT’s performance is considerably lower than either explicit or implicit learning, with an average score of 0.68. The performance of explicit and implicit learning is similar (1.01 and 0.98 respectively). It is noteworthy that rationales generated with implicit learning prompts achieve an average score that is within only 0.03 of that achieved by explicit learning. This is evidence that LLMs can infer high-quality corrective rationales implicitly, simply observing correct and incorrect answers side by side, and that the effect of adding example rationales to the context is negligible.

In Figure 4 we show a breakdown of the labels assigned by human evaluators to rationales produced with each prompting strategy. While most rationales generated using CoT are assigned the minimum score, explicit and implicit learning prompting exhibit similar trends, with explicit learning



### Rationale 1: CoT

The provided answer is correct as it solves the word problem correctly by letting the number of fish in each aquarium be  $x$ . The answer follows the narrative of the problem and uses the information that the difference in snails between the two aquariums is twice the amount of fish in both aquariums. The solution is coherent and arrives at the conclusion that each aquarium has 14 fish.

### Rationale 2: Explicit

The provided answer is incorrect because it does not actually provide a numerical value for the number of fish in each aquarium, which is what the question is asking for. Instead, it repeats the expression "Let  $x$  be the number of fish in each aquarium" multiple times, which is not a valid answer. The answer also does not explain how the problem's conditions are reflected in the solution, which is twice the number of fish in each aquarium is equal to the difference in the number of snails between the two aquariums.

### Rationale 3: Implicit

The provided answer is incorrect because the solution fails to provide the final calculation to determine the number of fish in each aquarium. The answer assumes the role of  $x$  as the number of fish in each aquarium but does not conclude the equation.

obtaining slightly more labels at both ends of the spectrum ('poor' and 'good') and implicit learning receiving more mid-range labels.

## 5.3 Representative Rationales

Consider the math reasoning problem "*There are 4 snails in one aquarium and 32 snails in another aquarium. The difference between the number of snails in the two aquariums is twice the amount of fish in both aquariums. If both aquariums have the*

*same number of fish in them, how many fish are there in each aquarium?*". We take an incorrect, model-generated answer to this problem which assigns the unknown number of fish to the variable  $x$  but does not proceed to solve for  $x$ . We show three representative rationales generated for this question-answer pair using the three prompting strategies: CoT (Rationale 1), explicit learning (Rationale 2) and implicit learning (Rationale 3). We observe that the rationale produced using CoT fails to identify the error. It also hallucinates that the number of fish in each aquarium is 14, which is neither the correct solution nor a value that appears in the answer. In contrast, prompting for explicit and implicit learning both produce accurate rationales. Note that the latter—generated without exemplar rationales in the context to use as guidelines—is more succinct yet equally exhaustive.

## 6 Conclusion

We have investigated in-context *implicit* learning across a range of LLM sizes, and found that it outperforms both *explicit* learning and chain-of-thought prompting in challenging math reasoning tasks. We have further shown that LLM-generated rationales obtained via implicit learning are comparable in quality to those conditioned on in-context example rationales. Our findings are as noteworthy as they are surprising, since they call into question the benefits of widely-used corrective rationales to aid LLMs in learning from mistakes. These rationales are prevalent in current frameworks despite being expensive to curate at scale, yet our investigation suggests that they are redundant, and can even hurt performance by adding unnecessary constraints.

## Limitations

We have carried out an exhaustive investigation of implicit learning from mistakes, focused on in-context learning. It is worth noting that implicit learning examples—which consist of triples of the form (*question, incorrect answer, correct answer*)—can be obtained at scale by simply running more and less capable LLMs on training set questions. This opens up the possibility of investigating performance differences between explicit and implicit learning also in other paradigms, such as in the fine-tuning setting. Future work can investigate whether the results established in this paper extend to models fine-tuned using similar strategies.

## Ethical Considerations

The licenses of all the datasets used in this paper permit their use and modification. For each dataset, we have provided a citation to the original work. Any future, non-commercial data distribution will be accompanied by the original licenses and appropriate credits.

## References

Josh Achiam, Steven Adler, Sandhini Agarwal, Lama Ahmad, Ilge Akkaya, Florencia Leoni Aleman, Diogo Almeida, Janko Altmenschmidt, Sam Altman, Shyamal Anadkat, Red Avila, Igor Babuschkin, Suchir Balaji, Valerie Balcom, Paul Baltescu, Haiming Bao, Mohammad Bavarian, Jeff Belgum, Irwan Bello, Jake Berdine, Gabriel Bernadett-Shapiro, Christopher Berner, Lenny Bogdonoff, Oleg Boiko, Madelaine Boyd, Anna-Luisa Brakman, Greg Brockman, Tim Brooks, Miles Brundage, Kevin Button, Trevor Cai, Rosie Campbell, Andrew Cann, Brittany Carey, Chelsea Carlson, Rory Carmichael, Brooke Chan, Che Chang, Fotis Chantzis, Derek Chen, Sully Chen, Ruby Chen, Jason Chen, Mark Chen, Ben Chess, Chester Cho, Casey Chu, Hyung Won Chung, Dave Cummings, Jeremiah Currier, Yunxing Dai, Cory Decareaux, Thomas Degry, Noah Deutsch, Damien Deville, Arka Dhar, David Dohan, Steve Dowling, Sheila Dunning, Adrien Ecoffet, Atty Eleti, Tyna Eloundou, David Farhi, Liam Fedus, Niko Felix, Simón Posada Fishman, Juston Forte, Isabella Fulford, Leo Gao, Elie Georges, Christian Gibson, Vik Goel, Tarun Gogineni, Gabriel Goh, Rapha Gontijo-Lopes, Jonathan Gordon, Morgan Grafstein, Scott Gray, Ryan Greene, Joshua Gross, Shixiang Shane Gu, Yufei Guo, Chris Hallacy, Jesse Han, Jeff Harris, Yuchen He, Mike Heaton, Johannes Heidecke, Chris Hesse, Alan Hickey, Wade Hickey, Peter Hoeschele, Brandon Houghton, Kenny Hsu, Shengli Hu, Xin Hu, Joost Huizinga, Shantanu Jain, Shawn Jain, Joanne Jang, Angela Jiang, Roger Jiang, Haozhun Jin, Denny Jin, Shino Jomoto, Billie Jonn, Heewoo Jun, Tomer Kaftan, Łukasz Kaiser, Ali Kamali, Ingmar Kanitscheider, Nitish Shirish Keskar, Tabarak Khan, Logan Kilpatrick, Jong Wook Kim, Christina Kim, Yongjik Kim, Jan Hendrik Kirchner, Jamie Kiros, Matt Knight, Daniel Kokotajlo, Łukasz Kondraciuk, Andrew Kondrich, Aris Konstantinidis, Kyle Kosic, Gretchen Krueger, Vishal Kuo, Michael Lampe, Ikai Lan, Teddy Lee, Jan Leike, Jade Leung, Daniel Levy, Chak Ming Li, Rachel Lim, Molly Lin, Stephanie Lin, Mateusz Litwin, Theresa Lopez, Ryan Lowe, Patricia Lue, Anna Makanju, Kim Malfacini, Sam Manning, Todor Markov, Yaniv Markovski, Bianca Martin, Katie Mayer, Andrew Mayne, Bob McGrew, Scott Mayer McKinney, Christine McLeavey, Paul McMillan, Jake McNeil, David Medina, Aalok Mehta, Jacob Menick, Luke Metz, Andrey Mishchenko, Pamela Mishkin, Vinnie Monaco, Evan Morikawa, Daniel Mossing, Tong Mu, Mira Murati, Oleg Murk, David

Mély, Ashvin Nair, Reiichiro Nakano, Rajeev Nayak, Arvind Neelakantan, Richard Ngo, Hyeonwoo Noh, Long Ouyang, Cullen O’Keefe, Jakub Pachocki, Alex Paino, Joe Palermo, Ashley Pantuliano, Giambattista Parascandolo, Joel Parish, Emy Parparita, Alex Passos, Mikhail Pavlov, Andrew Peng, Adam Perelman, Filipe de Avila Belbute Peres, Michael Petrov, Henrique Ponde de Oliveira Pinto, Michael, Pokorny, Michelle Pokrass, Vitchyr H. Pong, Tolly Powell, Alethea Power, Boris Power, Elizabeth Proehl, Raul Puri, Alec Radford, Jack Rae, Aditya Ramesh, Cameron Raymond, Francis Real, Kendra Rimbach, Carl Ross, Bob Rotsted, Henri Roussez, Nick Ryder, Mario Saltarelli, Ted Sanders, Shibani Santurkar, Girish Sastry, Heather Schmidt, David Schnurr, John Schulman, Daniel Selsam, Kyla Sheppard, Toki Sherbakov, Jessica Shieh, Sarah Shoker, Pranav Shyam, Szymon Sidor, Eric Sigler, Maddie Simens, Jordan Sitkin, Katarina Slama, Ian Sohl, Benjamin Sokolowsky, Yang Song, Natalie Staudacher, Felipe Petroski Such, Natalie Summers, Ilya Sutskever, Jie Tang, Nikolas Tezak, Madeleine B. Thompson, Phil Tillet, Amin Tootoonchian, Elizabeth Tseng, Preston Tuggle, Nick Turley, Jerry Tworek, Juan Felipe Cerón Uribe, Andrea Vallone, Arun Vijayvergiya, Chelsea Voss, Carroll Wainwright, Justin Jay Wang, Alvin Wang, Ben Wang, Jonathan Ward, Jason Wei, CJ Weinmann, Akila Welihinda, Peter Welinder, Jiayi Weng, Lilian Weng, Matt Wiethoff, Dave Willner, Clemens Winter, Samuel Wolrich, Hannah Wong, Lauren Workman, Sherwin Wu, Jeff Wu, Michael Wu, Kai Xiao, Tao Xu, Sarah Yoo, Kevin Yu, Qiming Yuan, Wojciech Zaremba, Rowan Zellers, Chong Zhang, Marvin Zhang, Shengjia Zhao, Tianhao Zheng, Juntang Zhuang, William Zhuk, and Barret Zoph. 2024. [GPT-4 technical report](#). *Preprint*, arXiv:2303.08774.

Janice Ahn, Rishu Verma, Renze Lou, Di Liu, Rui Zhang, and Wenpeng Yin. 2024. [Large language models for mathematical reasoning: Progresses and challenges](#). In *Proceedings of the 18th Conference of the European Chapter of the Association for Computational Linguistics: Student Research Workshop*, pages 225–237, St. Julian’s, Malta. Association for Computational Linguistics.

Shengnan An, Zexiong Ma, Zeqi Lin, Nanning Zheng, Jian-Guang Lou, and Weizhu Chen. 2023. [Learning from mistakes makes LLM better reasoner](#). *Preprint*, arXiv:2310.20689.

Rohan Anil, Andrew M. Dai, Orhan Firat, Melvin Johnson, Dmitry Lepikhin, Alexandre Passos, Siamak Shakeri, Emanuel Taropa, Paige Bailey, Zhifeng Chen, Eric Chu, Jonathan H. Clark, Laurent El Shafey, Yanping Huang, Kathy Meier-Hellstern, Gaurav Mishra, Erica Moreira, Mark Omernick, Kevin Robinson, Sebastian Ruder, Yi Tay, Kefan Xiao, Yuanzhong Xu, Yujing Zhang, Gustavo Hernandez Abrego, Junwhan Ahn, Jacob Austin, Paul Barham, Jan Botha, James Bradbury, Siddhartha Brahma, Kevin Brooks, Michele Catasta, Yong Cheng, Colin Cherry, Christopher A. Choquette-Choo, Aakanksha

- Chowdhery, Clément Crepy, Shachi Dave, Mostafa Dehghani, Sunipa Dev, Jacob Devlin, Mark Díaz, Nan Du, Ethan Dyer, Vlad Feinberg, Fangxiaoyu Feng, Vlad Fienber, Markus Freitag, Xavier Garcia, Sebastian Gehrmann, Lucas Gonzalez, Guy Gur-Ari, Steven Hand, Hadi Hashemi, Le Hou, Joshua Howland, Andrea Hu, Jeffrey Hui, Jeremy Hurwitz, Michael Isard, Abe Ittycheriah, Matthew Jagielski, Wenhao Jia, Kathleen Kenealy, Maxim Krikun, Sneha Kudugunta, Chang Lan, Katherine Lee, Benjamin Lee, Eric Li, Music Li, Wei Li, YaGuang Li, Jian Li, Hyeontaek Lim, Hanzhao Lin, Zhongtao Liu, Frederick Liu, Marcello Maggioni, Aroma Mahendru, Joshua Maynez, Vedant Misra, Maysam Moussalem, Zachary Nado, John Nham, Eric Ni, Andrew Nystrom, Alicia Parrish, Marie Pellat, Martin Polacek, Alex Polozov, Reiner Pope, Siyuan Qiao, Emily Reif, Bryan Richter, Parker Riley, Alex Castro Ros, Aurko Roy, Brennan Saeta, Rajkumar Samuel, Renee Shelby, Ambrose Slone, Daniel Smilkov, David R. So, Daniel Sohn, Simon Tokumine, Dasha Valter, Vijay Vasudevan, Kiran Vodrahalli, Xuezhi Wang, Pidong Wang, Zirui Wang, Tao Wang, John Wieting, Yuhuai Wu, Kelvin Xu, Yunhan Xu, Linting Xue, Pengcheng Yin, Jiahui Yu, Qiao Zhang, Steven Zheng, Ce Zheng, Weikang Zhou, Denny Zhou, Slav Petrov, and Yonghui Wu. 2023. [PaLM 2 technical report](#). *Preprint*, arXiv:2305.10403.
- Justin Chen, Swarnadeep Saha, and Mohit Bansal. 2024. [ReConcile: Round-table conference improves reasoning via consensus among diverse LLMs](#). In *Proceedings of the 62nd Annual Meeting of the Association for Computational Linguistics (Volume 1: Long Papers)*, pages 7066–7085, Bangkok, Thailand. Association for Computational Linguistics.
- Yew Ken Chia, Guizhen Chen, Luu Anh Tuan, Soujanya Poria, and Lidong Bing. 2023. [Contrastive chain-of-thought prompting](#). *Preprint*, arXiv:2311.09277.
- Hyung Won Chung, Le Hou, Shayne Longpre, Barret Zoph, Yi Tay, William Fedus, Yunxuan Li, Xuezhi Wang, Mostafa Dehghani, Siddhartha Brahma, Albert Webson, Shixiang Shane Gu, Zhuyun Dai, Mirac Suzgun, Xinyun Chen, Aakanksha Chowdhery, Alex Castro-Ros, Marie Pellat, Kevin Robinson, Dasha Valter, Sharan Narang, Gaurav Mishra, Adams Yu, Vincent Zhao, Yanping Huang, Andrew Dai, Hongkun Yu, Slav Petrov, Ed H. Chi, Jeff Dean, Jacob Devlin, Adam Roberts, Denny Zhou, Quoc V. Le, and Jason Wei. 2022. [Scaling instruction-finetuned language models](#). *Preprint*, arXiv:2210.11416.
- Karl Cobbe, Vineet Kosaraju, Mohammad Bavarian, Mark Chen, Heewoo Jun, Lukasz Kaiser, Matthias Plappert, Jerry Tworek, Jacob Hilton, Reiichiro Nakano, Christopher Hesse, and John Schulman. 2021. [Training verifiers to solve math word problems](#). *Preprint*, arXiv:2110.14168.
- Yilun Du, Shuang Li, Antonio Torralba, Joshua B. Tenenbaum, and Igor Mordatch. 2023. [Improving factuality and reasoning in language models through multiagent debate](#). *Preprint*, arXiv:2305.14325.
- Peter Frensch and Dennis Runger. 2003. [Implicit learning](#). *Current Directions in Psychological Science*, 12:13–18.
- Aaron Grattafiori, Abhimanyu Dubey, Abhinav Jauhri, Abhinav Pandey, Abhishek Kadian, Ahmad Al-Dahle, Aiesha Letman, Akhil Mathur, Alan Schelten, Alex Vaughan, Amy Yang, Angela Fan, Anirudh Goyal, Anthony Hartshorn, Aobo Yang, Archi Mitra, Archie Sravankumar, Artem Korenev, Arthur Hinsvark, Arun Rao, Aston Zhang, Aurelien Rodriguez, Austen Gregerson, Ava Spataru, Baptiste Roziere, Bethany Biron, Binh Tang, Bobbie Chern, Charlotte Caucheteux, Chaya Nayak, Chloe Bi, Chris Marra, Chris McConnell, Christian Keller, Christophe Touret, Chunyang Wu, Corinne Wong, Cristian Canton Ferrer, Cyrus Nikolaidis, Damien Al-lonsius, Daniel Song, Danielle Pintz, Danny Livshits, Danny Wyatt, David Esiobu, Dhruv Choudhary, Dhruv Mahajan, Diego Garcia-Olano, Diego Perino, Dieuwke Hupkes, Egor Lakomkin, Ehab AlBadawy, Elina Lobanova, Emily Dinan, Eric Michael Smith, Filip Radenovic, Francisco Guzman, Frank Zhang, Gabriel Synnaeve, Gabrielle Lee, Georgia Lewis Anderson, Govind Thattai, Graeme Nail, Gregoire Mialon, Guan Pang, Guillem Cucurell, Hailey Nguyen, Hannah Korevaar, Hu Xu, Hugo Touvron, Iliyan Zarov, Imanol Arrieta Ibarra, Isabel Kloumann, Ishan Misra, Ivan Evtimov, Jack Zhang, Jade Copet, Jaewon Lee, Jan Geffert, Jana Vranes, Jason Park, Jay Mahadeokar, Jeet Shah, Jelmer van der Linde, Jennifer Billock, Jenny Hong, Jenya Lee, Jeremy Fu, Jianfeng Chi, Jianyu Huang, Jiawen Liu, Jie Wang, Jiecao Yu, Joanna Bitton, Joe Spisak, Jongsoo Park, Joseph Rocca, Joshua Johnstun, Joshua Saxe, Junteng Jia, Kalyan Vasuden Alwala, Karthik Prasad, Kartikeya Upasani, Kate Plawiak, Ke Li, Kenneth Heafield, Kevin Stone, Khalid El-Arini, Krithika Iyer, Kshitiz Malik, Kuenley Chiu, Kunal Bhalla, Kushal Lakhotia, Lauren Rantala-Yearly, Laurens van der Maaten, Lawrence Chen, Liang Tan, Liz Jenkins, Louis Martin, Lovish Madaan, Lubo Malo, Lukas Blecher, Lukas Landzaat, Luke de Oliveira, Madeline Muzzi, Mahesh Pasupuleti, Mannat Singh, Manohar Paluri, Marcin Kardas, Maria Tsimpoukelli, Mathew Oldham, Mathieu Rita, Maya Pavlova, Melanie Kam-badur, Mike Lewis, Min Si, Mitesh Kumar Singh, Mona Hassan, Naman Goyal, Narjes Torabi, Nikolay Bashlykov, Nikolay Bogoychev, Niladri Chatterji, Ning Zhang, Olivier Duchenne, Onur elebi, Patrick Alrassy, Pengchuan Zhang, Pengwei Li, Petar Vasic, Peter Weng, Prajjwal Bhargava, Pratik Dubal, Praveen Krishnan, Punit Singh Koura, Puxin Xu, Qing He, Qingxiao Dong, Ragavan Srinivasan, Raj Ganapathy, Ramon Calderer, Ricardo Silveira Cabral, Robert Stojnic, Roberta Raileanu, Rohan Maheswari, Rohit Girdhar, Rohit Patel, Romain Sauvestre, Ronnie Polidoro, Roshan Sumbaly, Ross Taylor, Ruan Silva, Rui Hou, Rui Wang, Saghar Hosseini, Sahana Chennabasappa, Sanjay Singh, Sean Bell, Seohyun Sonia Kim, Sergey Edunov, Shaoliang Nie, Sharan Narang, Sharath Rapparthi, Sheng Shen, Shengye Wan, Shruti Bhosale, Shun Zhang, Simon Vandenhende, Soumya Batra, Spencer Whitman, Sten

Sootla, Stephane Collot, Suchin Gururangan, Sydney Borodinsky, Tamar Herman, Tara Fowler, Tarek Sheasha, Thomas Georgiou, Thomas Scialom, Tobias Speckbacher, Todor Mihaylov, Tong Xiao, Ujjwal Karn, Vedanuj Goswami, Vibhor Gupta, Vignesh Ramanathan, Viktor Kerkez, Vincent Gouget, Virginie Do, Vish Vogeti, Vitor Albiero, Vladan Petrovic, Weiwei Chu, Wenhan Xiong, Wenyin Fu, Whitney Meers, Xavier Martinet, Xiaodong Wang, Xiaofang Wang, Xiaoqing Ellen Tan, Xide Xia, Xinfeng Xie, Xuchao Jia, Xuwei Wang, Yaelle Goldschlag, Yashesh Gaur, Yasmine Babaei, Yi Wen, Yiwen Song, Yuchen Zhang, Yue Li, Yuning Mao, Zacharie Delpierre Coudert, Zheng Yan, Zhengxing Chen, Zoe Papakipos, Aaditya Singh, Aayushi Srivastava, Abha Jain, Adam Kelsey, Adam Shajnfeld, Adithya Gangidi, Adolfo Victoria, Ahuva Goldstand, Ajay Menon, Ajay Sharma, Alex Boesenberg, Alexei Baevski, Allie Feinstein, Amanda Kallet, Amit Sangani, Amos Teo, Anam Yunus, Andrei Lupu, Andres Alvarado, Andrew Caples, Andrew Gu, Andrew Ho, Andrew Poulton, Andrew Ryan, Ankit Ramchandani, Annie Dong, Annie Franco, Anuj Goyal, Aparajita Saraf, Arkabandhu Chowdhury, Ashley Gabriel, Ashwin Bharambe, Assaf Eisenman, Azadeh Yazdan, Beau James, Ben Maurer, Benjamin Leonhardi, Bernie Huang, Beth Loyd, Beto De Paola, Bhargavi Paranjape, Bing Liu, Bo Wu, Boyu Ni, Braden Hancock, Bram Wasti, Brandon Spence, Brani Stojkovic, Brian Gamido, Britt Montalvo, Carl Parker, Carly Burton, Catalina Mejia, Ce Liu, Changan Wang, Changkyu Kim, Chao Zhou, Chester Hu, Ching-Hsiang Chu, Chris Cai, Chris Tindal, Christoph Feichtenhofer, Cynthia Gao, Damon Civin, Dana Beaty, Daniel Kreymer, Daniel Li, David Adkins, David Xu, Davide Testuggine, Delia David, Devi Parikh, Diana Liskovich, Didem Foss, DingKang Wang, Duc Le, Dustin Holland, Edward Dowling, Eissa Jamil, Elaine Montgomery, Eleonora Presani, Emily Hahn, Emily Wood, Eric-Tuan Le, Erik Brinkman, Esteban Arcaute, Evan Dunbar, Evan Smothers, Fei Sun, Felix Kreuk, Feng Tian, Filippos Kokkinos, Firat Ozgenel, Francesco Caggioni, Frank Kanayet, Frank Seide, Gabriela Medina Florez, Gabriella Schwarz, Gada Badeer, Georgia Swee, Gil Halpern, Grant Herman, Grigory Sizov, Guangyi, Zhang, Guna Lakshminarayanan, Hakan Inan, Hamid Shojanazeri, Han Zou, Hannah Wang, Hanwen Zha, Haroun Habeeb, Harrison Rudolph, Helen Suk, Henry Aspegren, Hunter Goldman, Hongyuan Zhan, Ibrahim Damlaj, Igor Molybog, Igor Tufanov, Ilias Leontiadis, Irina-Elena Veliche, Itai Gat, Jake Weissman, James Geboski, James Kohli, Janice Lam, Japhet Asher, Jean-Baptiste Gaya, Jeff Marcus, Jeff Tang, Jennifer Chan, Jenny Zhen, Jeremy Reizenstein, Jeremy Teboul, Jessica Zhong, Jian Jin, Jingyi Yang, Joe Cummings, Jon Carvill, Jon Shepard, Jonathan McPhie, Jonathan Torres, Josh Ginsburg, Junjie Wang, Kai Wu, Kam Hou U, Karan Saxena, Kartikay Khanelwal, Katayoun Zand, Kathy Matosich, Kaushik Veeraraghavan, Kelly Michelena, Keqian Li, Kiran Jagadeesh, Kun Huang, Kunal Chawla, Kyle Huang, Lailin Chen, Lakshya Garg, Lavender A, Leandro Silva, Lee Bell, Lei Zhang, Liangpeng

Guo, Licheng Yu, Liron Moshkovich, Luca Wehrstedt, Madian Khabsa, Manav Avalani, Manish Bhatt, Martynas Mankus, Matan Hasson, Matthew Lennie, Matthias Reso, Maxim Groshev, Maxim Naumov, Maya Lathi, Meghan Keneally, Miao Liu, Michael L. Seltzer, Michal Valko, Michelle Restrepo, Mihir Patel, Mik Vyatskov, Mikayel Samvelyan, Mike Clark, Mike Macey, Mike Wang, Miquel Jubert Hermoso, Mo Metanat, Mohammad Rastegari, Munish Bansal, Nandhini Santhanam, Natascha Parks, Natasha White, Navyata Bawa, Nayan Singhal, Nick Egebo, Nicolas Usunier, Nikhil Mehta, Nikolay Pavlovich Laptev, Ning Dong, Norman Cheng, Oleg Chernoguz, Olivia Hart, Omkar Salpekar, Ozlem Kalinli, Parkin Kent, Parth Parekh, Paul Saab, Pavan Balaji, Pedro Rittner, Philip Bontrager, Pierre Roux, Piotr Dollar, Polina Zvyagina, Prashant Ratanchandani, Pritish Yuvraj, Qian Liang, Rachad Alao, Rachel Rodriguez, Rafi Ayub, Raghotham Murthy, Raghu Nayani, Rahul Mitra, Rangrabhu Parthasarathy, Raymond Li, Rebekkah Hogan, Robin Battey, Rocky Wang, Russ Howes, Ruty Rinott, Sachin Mehta, Sachin Siby, Sai Jayesh Bondu, Samyak Datta, Sara Chugh, Sara Hunt, Sargun Dhillon, Sasha Sidorov, Satadru Pan, Saurabh Mahajan, Saurabh Verma, Seiji Yamamoto, Sharadh Ramaswamy, Shaun Lindsay, Shaun Lindsay, Sheng Feng, Shenghao Lin, Shengxin Cindy Zha, Shishir Patil, Shiva Shankar, Shuqiang Zhang, Shuqiang Zhang, Sinong Wang, Sneha Agarwal, Soji Sajuyigbe, Soumith Chintala, Stephanie Max, Stephen Chen, Steve Kehoe, Steve Satterfield, Sudarshan Govindaprasad, Sumit Gupta, Summer Deng, Sungmin Cho, Sunny Virk, Suraj Subramanian, Sy Choudhury, Sydney Goldman, Tal Remez, Tamar Glaser, Tamara Best, Thilo Koehler, Thomas Robinson, Tianhe Li, Tianjun Zhang, Tim Matthews, Timothy Chou, Tzook Shaked, Varun Vontimitta, Victoria Ajayi, Victoria Montanez, Vijai Mohan, Vinay Satish Kumar, Vishal Mangla, Vlad Ionescu, Vlad Poenaru, Vlad Tiberiu Mihalescu, Vladimir Ivanov, Wei Li, Wenchen Wang, Wenwen Jiang, Wes Bouaziz, Will Constable, XiaoCheng Tang, XiaoJian Wu, Xiaolan Wang, Xilun Wu, Xinbo Gao, Yaniv Kleinman, Yanjun Chen, Ye Hu, Ye Jia, Ye Qi, Yenda Li, Yilin Zhang, Ying Zhang, Yossi Adi, Youngjin Nam, Yu, Wang, Yu Zhao, Yuchen Hao, Yundi Qian, Yunlu Li, Yuzi He, Zach Rait, Zachary DeVito, Zef Rosnbrick, Zhaoduo Wen, Zhenyu Yang, Zhiwei Zhao, and Zhiyu Ma. 2024. [The Llama 3 herd of models](#). *Preprint*, arXiv:2407.21783.

Dan Hendrycks, Collin Burns, Saurav Kadavath, Akul Arora, Steven Basart, Eric Tang, Dawn Song, and Jacob Steinhardt. 2021. [Measuring mathematical problem solving with the math dataset](#). In *Proceedings of the Neural Information Processing Systems Track on Datasets and Benchmarks*, volume 1.

Scott Barry Kaufman, Colin G. DeYoung, Jeremy R. Gray, Luis Jiménez, Jamie Brown, and Nicholas Mackintosh. 2010. [Implicit learning as an ability](#). *Cognition*, 116(3):321–340.

Akbir Khan, John Hughes, Dan Valentine, Laura Ruis, Kshitij Sachan, Ansh Radhakrishnan, Edward

- Grefenstette, Samuel R. Bowman, Tim Rocktäschel, and Ethan Perez. 2024. [Debating with more persuasive LLMs leads to more truthful answers](#). In *Forty-first International Conference on Machine Learning*.
- Geunwoo Kim, Pierre Baldi, and Stephen McAleer. 2024. [Language models can solve computer tasks](#). In *Proceedings of the 37th International Conference on Neural Information Processing Systems, NIPS '23*, Red Hook, NY, USA. Curran Associates Inc.
- Hunter Lightman, Vineet Kosaraju, Yuri Burda, Harrison Edwards, Bowen Baker, Teddy Lee, Jan Leike, John Schulman, Ilya Sutskever, and Karl Cobbe. 2024. [Let's verify step by step](#). In *The Twelfth International Conference on Learning Representations*.
- Wang Ling, Dani Yogatama, Chris Dyer, and Phil Blunsom. 2017. [Program induction by rationale generation: Learning to solve and explain algebraic word problems](#). In *Proceedings of the 55th Annual Meeting of the Association for Computational Linguistics (Volume 1: Long Papers)*, pages 158–167, Vancouver, Canada. Association for Computational Linguistics.
- Junnan Liu, Hongwei Liu, Linchen Xiao, Ziyi Wang, Kuikun Liu, Songyang Gao, Wenwei Zhang, Songyang Zhang, and Kai Chen. 2025. [Are your LLMs capable of stable reasoning?](#) *Preprint*, arXiv:2412.13147.
- Aman Madaan, Niket Tandon, Prakhar Gupta, Skyler Hallinan, Luyu Gao, Sarah Wiegrefe, Uri Alon, Nouha Dziri, Shrimai Prabhunoye, Yiming Yang, Shashank Gupta, Bodhisattwa Prasad Majumder, Katherine Hermann, Sean Welleck, Amir Yazdanbakhsh, and Peter Clark. 2024. [Self-refine: iterative refinement with self-feedback](#). In *Proceedings of the 37th International Conference on Neural Information Processing Systems, NIPS '23*, Red Hook, NY, USA. Curran Associates Inc.
- Junyu Mao, Stuart E. Middleton, and Mahesan Niranjan. 2024. [Do prompt positions really matter?](#) In *Findings of the Association for Computational Linguistics: NAACL 2024*, pages 4102–4130, Mexico City, Mexico. Association for Computational Linguistics.
- Janet Metcalfe. 2017. [Learning from errors](#). *Annual Review of Psychology*, 68:465–489.
- Shen-yun Miao, Chao-Chun Liang, and Keh-Yih Su. 2020. [A diverse corpus for evaluating and developing English math word problem solvers](#). In *Proceedings of the 58th Annual Meeting of the Association for Computational Linguistics*, pages 975–984, Online. Association for Computational Linguistics.
- Theo X Olausson, Jeevana Priya Inala, Chenglong Wang, Jianfeng Gao, and Armando Solar-Lezama. 2024. [Is self-repair a silver bullet for code generation?](#) In *The Twelfth International Conference on Learning Representations*.
- Andreas Opedal, Haruki Shirakami, Bernhard Schölkopf, Abulhair Saparov, and Mrinmaya Sachan. 2024. [MathGAP: Out-of-distribution evaluation on problems with arbitrarily complex proofs](#). *Preprint*, arXiv:2410.13502.
- Simon Ott, Konstantin Hebenstreit, Valentin Liévin, Christoffer Egeberg Hother, Milad Moradi, Maximilian Mayrhauser, Robert Praas, Ole Winther, and Matthias Samwald. 2023. [ThoughtSource: A central hub for large language model reasoning data](#). *Scientific Data*, 10:528.
- Debjit Paul, Mete Ismayilzada, Maxime Peyrard, Beatriz Borges, Antoine Bosselut, Robert West, and Boi Faltings. 2024. [REFINER: Reasoning feedback on intermediate representations](#). In *Proceedings of the 18th Conference of the European Chapter of the Association for Computational Linguistics (Volume 1: Long Papers)*, pages 1100–1126, St. Julian's, Malta. Association for Computational Linguistics.
- Laura Ruis, Maximilian Mozes, Juhun Bae, Sidhartha Rao Kamalakara, Dwarak Talupuru, Acyr Locatelli, Robert Kirk, Tim Rocktäschel, Edward Grefenstette, and Max Bartolo. 2024. [Procedural knowledge in pretraining drives reasoning in large language models](#). *Preprint*, arXiv:2411.12580.
- Noah Shinn, Federico Cassano, Ashwin Gopinath, Karthik Narasimhan, and Shunyu Yao. 2024. [Reflection: language agents with verbal reinforcement learning](#). In *Proceedings of the 37th International Conference on Neural Information Processing Systems, NIPS '23*, Red Hook, NY, USA. Curran Associates Inc.
- Michael A. Stadler. 1997. [Distinguishing implicit and explicit learning](#). *Psychonomic Bulletin and Review*, 4(1):56–62.
- Yongqi Tong, Dawei Li, Sizhe Wang, Yujia Wang, Fei Teng, and Jingbo Shang. 2024. [Can LLMs learn from previous mistakes? investigating LLMs' errors to boost for reasoning](#). In *Proceedings of the 62nd Annual Meeting of the Association for Computational Linguistics (Volume 1: Long Papers)*, pages 3065–3080, Bangkok, Thailand. Association for Computational Linguistics.
- Hugo Touvron, Thibaut Lavril, Gautier Izacard, Xavier Martinet, Marie-Anne Lachaux, Timothée Lacroix, Baptiste Rozière, Naman Goyal, Eric Hambro, Faisal Azhar, Aurelien Rodriguez, Armand Joulin, Edouard Grave, and Guillaume Lample. 2023a. [LLaMA: Open and efficient foundation language models](#). *Preprint*, arXiv:2302.13971.
- Hugo Touvron, Louis Martin, Kevin Stone, Peter Albert, Amjad Almahairi, Yasmine Babaei, Nikolay Bashlykov, Soumya Batra, Prajjwal Bhargava, Shrutu Bhosale, Dan Bikel, Lukas Blecher, Cristian Canton Ferrer, Moya Chen, Guillem Cucurull, David Esiobu, Jude Fernandes, Jeremy Fu, Wenyin Fu, Brian Fuller, Cynthia Gao, Vedanuj Goswami, Naman Goyal, Anthony Hartshorn, Saghar Hosseini, Rui Hou, Hakan Inan, Marcin Kardas, Viktor Kerkez, Madian Khabsa,

- Isabel Kloumann, Artem Korenev, Punit Singh Koura, Marie-Anne Lachaux, Thibaut Lavril, Jenya Lee, Diana Liskovich, Yinghai Lu, Yuning Mao, Xavier Martinet, Todor Mihaylov, Pushkar Mishra, Igor Molybog, Yixin Nie, Andrew Poulton, Jeremy Reizenstein, Rashi Rungta, Kalyan Saladi, Alan Schelten, Ruan Silva, Eric Michael Smith, Ranjan Subramanian, Xiaoqing Ellen Tan, Binh Tang, Ross Taylor, Adina Williams, Jian Xiang Kuan, Puxin Xu, Zheng Yan, Iliyan Zarov, Yuchen Zhang, Angela Fan, Melanie Kambadur, Sharan Narang, Aurelien Rodriguez, Robert Stojnic, Sergey Edunov, and Thomas Scialom. 2023b. [Llama 2: Open foundation and fine-tuned chat models](#). *Preprint*, arXiv:2307.09288.
- Prapti Trivedi, Aditya Gulati, Oliver Molenschot, Meghana Arakkal Rajeev, Rajkumar Ramamurthy, Keith Stevens, Tanveesh Singh Chaudhery, Jahnvi Jambholkar, James Zou, and Nazneen Rajani. 2024. [Self-rationalization improves LLM as a fine-grained judge](#). *Preprint*, arXiv:2410.05495.
- Jason Wei, Xuezhi Wang, Dale Schuurmans, Maarten Bosma, Brian Ichter, Fei Xia, Ed H. Chi, Quoc V. Le, and Denny Zhou. 2024. [Chain-of-thought prompting elicits reasoning in large language models](#). In *Proceedings of the 36th International Conference on Neural Information Processing Systems, NIPS '22*, Red Hook, NY, USA. Curran Associates Inc.
- Can Xu, Qingfeng Sun, Kai Zheng, Xiubo Geng, Pu Zhao, Jiazhan Feng, Chongyang Tao, Qingwei Lin, and Daxin Jiang. 2024a. [WizardLM: Empowering large pre-trained language models to follow complex instructions](#). In *The Twelfth International Conference on Learning Representations*.
- Wenda Xu, Daniel Deutsch, Mara Finkelstein, Juraj Juraska, Biao Zhang, Zhongtao Liu, William Yang Wang, Lei Li, and Markus Freitag. 2024b. [LLMRe-fine: Pinpointing and refining large language models via fine-grained actionable feedback](#). In *Findings of the Association for Computational Linguistics: NAACL 2024*, pages 1429–1445, Mexico City, Mexico. Association for Computational Linguistics.
- Wenda Xu, Guanglei Zhu, Xuandong Zhao, Liangming Pan, Lei Li, and William Wang. 2024c. [Pride and prejudice: LLM amplifies self-bias in self-refinement](#). In *Proceedings of the 62nd Annual Meeting of the Association for Computational Linguistics (Volume 1: Long Papers)*, pages 15474–15492, Bangkok, Thailand. Association for Computational Linguistics.
- Jiachen Zhao. 2023. [In-context exemplars as clues to retrieving from large associative memory](#). *Preprint*, arXiv:2311.03498.
- Lianmin Zheng, Wei-Lin Chiang, Ying Sheng, Siyuan Zhuang, Zhonghao Wu, Yonghao Zhuang, Zi Lin, Zhuohan Li, Dacheng Li, Eric P. Xing, Hao Zhang, Joseph E. Gonzalez, and Ion Stoica. 2024. [Judging LLM-as-a-judge with MT-bench and Chatbot Arena](#). In *Proceedings of the 37th International Conference on Neural Information Processing Systems, NIPS '23*, Red Hook, NY, USA. Curran Associates Inc.

## A Preliminary Experiments

We ran an experiment to establish the effect of context length on the results, in addition to the one shown in Section 5.1. In this preliminary experiment, we provide two CoT-style answers, both correct, for each in-context question. We refer to this setup as CoT-2.

It is worth noting that at the time of the preliminary experiment, there were some differences in our setup: (1) LLM instructions had slightly different wording. In particular, the labelling tasks were set up so that the LLM would output the label directly. As per Section 4.3, we later changed this to have the model output a rationale justifying its choice first, followed by the label; (2) AQuA was not yet part of our test suite.

Table 4 illustrates the results obtained with Command R+. We observe that implicit prompting is superior to CoT-2, with the largest overall advantage in the editing and solving tasks. Surprisingly, observing incorrect answers alongside correct ones does not help the LLM label new answers for correctness in the case of GSM8K. Overall, however, the advantage of implicit prompting over CoT-2 is consistent. This, together with the results of our human analysis study of the generated rationales (Section 5.2), points to the fact that LLMs prompted for implicit learning appear to gain a better understanding of the patterns that inform correct answers—and how these differ from incorrect answers—which prompting with only correct reasoning traces may not sufficiently elicit.

Dataset	Task	Strategy	
		CoT-2	Implicit
GSM8K	label <sub>ans</sub>	<b>76.3</b> <sub>0.2</sub>	75.0 <sub>0.1</sub>
	edit	51.6 <sub>0.6</sub>	<b>63.0</b> <sub>0.9</sub>
	solve	76.9 <sub>1.0</sub>	<b>81.1</b> <sub>0.5</sub>
ASDiv	label <sub>ans</sub>	79.5 <sub>0.0</sub>	<b>84.3</b> <sub>0.1</sub>
	edit	66.6 <sub>0.7</sub>	<b>72.0</b> <sub>0.4</sub>
	solve	85.0 <sub>0.3</sub>	<b>85.5</b> <sub>0.6</sub>
PRM800K	label <sub>ans</sub>	34.4 <sub>0.0</sub>	<b>35.5</b> <sub>0.1</sub>
	label <sub>step</sub>	69.9 <sub>0.0</sub>	<b>70.7</b> <sub>0.1</sub>
	edit	15.0 <sub>1.0</sub>	<b>17.1</b> <sub>1.0</sub>
	solve	25.5 <sub>0.7</sub>	<b>28.2</b> <sub>1.0</sub>

Table 4: Results of CoT with two correct answers (CoT-2) and implicit learning. We report the accuracy of the final numerical result for all tasks except label<sub>ans</sub> and label<sub>step</sub>, where we report the weighted F1-score of the binary label. Results are averaged over five runs.

## B Prompts

All prompts are of the form

[examples]\n\n\n\n[instruction],

where the *examples* are specific to the prompting strategy (i.e., CoT, explicit learning, implicit learning), while the *instruction* is task-dependent (i.e., labelling an answer or step, editing an incorrect answer, solving a new question). In the next sections we illustrate the examples for each prompting strategy and the instructions for each task.

### B.1 Examples

All few-shot examples shown below are for GSM8K. Examples for all datasets are included in <https://github.com/lisaalaz/implicit-learning-with-llms>.

**CoT Examples.** Below you will find some questions followed by the answer.

Question: A class has 32 students and they all need to present their projects. Every period is 40 minutes long. How many periods will it take for every student to present their project if they have 5 minutes to do so?

Answer: There are 32 students and each student needs 5 minutes to present their project. So the total time needed is  $32 \times 5 = 160$  minutes. There are 40 minutes in each period. So the number of periods needed is  $160/40 = 4$ . So, the final answer is 4.

Question: A bag contains 50 fewer baseball cards than football cards. There are 4 times as many football cards as hockey cards. If there are 200 hockey cards in the bag, how many cards are there altogether?

Answer: There are 4 times as many football cards as hockey cards, so there are  $4 \times 200 = 800$  football cards. There are 50 fewer baseball cards than football cards, so there are  $800 - 50 = 750$  baseball cards. There are 200 hockey cards, 800 football cards and 750 baseball cards for a total of  $200 + 800 + 750 = 1750$  cards. So, the final answer is 1750.

Question: A bag of caramel cookies has 20 cookies inside and a box of cookies has 4 bags in total.

How many calories are inside the box if each cookie is 20 calories?

Answer: There are 20 cookies in each bag and 4 bags in total.

So there are  $20 \times 4 = 80$  cookies in total.

Each cookie is 20 calories, so the total calories are  $80 \times 20 = 1600$  calories.

So, the final answer is 1600.

Question: There are four members in one household. Each member consumes 3 slices of bread during breakfast and 2 slices of bread for snacks. A loaf of bread has 12 slices. How many days will five loaves of bread last in this family?

Answer: Each member consumes  $3+2 = 5$  slices of bread per day.

There are 4 members so they consume  $5 \times 4 = 20$  slices of bread per day.

Each loaf has 12 slices so 5 loaves have  $5 \times 12 = 60$  slices.

60 slices of bread will last  $60/20 = 3$  days.

So, the final answer is 3.

Question: Bill decides to bring donuts to work for a meeting that day. He buys a box of donuts that has 50 in total in them. He eats 2 on the ride in because he's hungry. When he gets to the office, the secretary takes another 4 out of the box when he's not looking. Lastly, right before the meeting Bill sets the box down on his desk and leaves the office to take a phone call. While Bill's away, his coworkers steal half the remaining donuts. Bill comes back and brings the box into his meeting. How many donuts are left in the box?

Answer: Bill eats 2 donuts on the ride in, leaving  $50 - 2 = 48$  donuts.

The secretary eats 4 donuts, leaving  $48 - 4 = 44$  donuts.

Bill's coworkers eat half of the remaining donuts, which is  $44/2 = 22$  donuts.

So Bill has  $44 - 22 = 22$  donuts left.

So, the final answer is 22.

Question: Boris has 100 pieces of Halloween candy. His daughter eats 8 pieces of candy. He separates the remaining pieces of candy into equal portions into 4 different bowls. Then he takes away 3 pieces of candy from each bowl to keep for himself. How many pieces of candy are in one bowl?

Answer: Boris has  $100 - 8 = 92$  pieces of candy

left.

He divides the 92 pieces of candy into 4 bowls.  $92/4 = 23$  pieces of candy in each bowl.

Then he takes away 3 pieces of candy from each bowl.  $23 - 3 = 20$  pieces of candy in each bowl.

So, the final answer is 20.

Question: Yvonne and Janna were writing their 1000-word pair research paper. Yvonne was able to write 400 words while Janna wrote 150 more words than Yvonne. When they edited their paper, they removed 20 words and added twice as many words as they removed. How many more words should they add to reach the research paper requirement?

Answer: Yvonne wrote 400 words and Janna wrote 150 more words than Yvonne, so Janna wrote  $400 + 150 = 550$  words.

Together they wrote  $400 + 550 = 950$  words.

After editing, they removed 20 words and added  $2 \times 20 = 40$  words. So they have  $950 - 20 + 40 = 970$  words.

They need 1000 words, so they need  $1000 - 970 = 30$  more words.

So, the final answer is 30.

Question: Luke started working on a 1000-piece jigsaw puzzle. The first day he worked on it, he put together 10 percent of the pieces. On the second day, he put together another 20 percent of the remaining pieces from the first day. On the third day, he put together 30 percent of the remaining pieces from the previous day. How many pieces does he have left to complete after the third day?

Answer: 10 percent of 1000 is 100.

So he has 100 pieces done after the first day. He has 900 pieces left.

20 percent of 900 is 180.

So he has  $100 + 180 = 280$  pieces done after the second day.

He has 720 pieces left.

30 percent of 720 is 216.

So he has  $280 + 216 = 496$  pieces done after the third day.

He has  $720 - 216 = 504$  pieces left.

So, the final answer is 504.

**Explicit Learning Examples.** Below you will find some questions followed by a wrong answer, a rationale and the correct answer.



Question: A class has 32 students and they all need to present their projects. Every period is 40 minutes long. How many periods will it take for every student to present their project if they have 5 minutes to do so?

Wrong answer:  $32 \text{ students} \times 5 \text{ minutes} = 160 \text{ minutes}$ .

$5 \text{ minutes} \times 40 \text{ minutes} = 200 \text{ minutes}$ .

$160 \text{ minutes} + 200 \text{ minutes} = 360 \text{ minutes}$ .

So it will take 360 minutes or 6 hours for every student to present their project.

So, the final answer is 360.

Rationale: The error occurs in the second line of the wrong answer. The calculation of  $5 \text{ minutes} \times 40 \text{ minutes} = 200 \text{ minutes}$  is incorrect and irrelevant to the problem. The correct approach is to calculate the total time needed for all presentations ( $32 \text{ students} \times 5 \text{ minutes each} = 160 \text{ minutes}$ ) and then divide this by the length of each period (40 minutes) to find the number of periods needed. The incorrect answer also incorrectly converts the total minutes into hours, which is not asked for in the question.

Correct answer: There are 32 students and each student needs 5 minutes to present their project. So the total time needed is  $32 \times 5 = 160 \text{ minutes}$ . There are 40 minutes in each period. So the number of periods needed is  $160/40 = 4$ . So, the final answer is 4.

Question: A bag contains 50 fewer baseball cards than football cards. There are 4 times as many football cards as hockey cards. If there are 200 hockey cards in the bag, how many cards are there altogether?

Wrong answer: 50 fewer baseball cards than football cards.

There are 4 times as many football cards as hockey cards.

If there are 200 hockey cards in the bag, there are  $200 \times 4 = 800$  football cards and  $800 - 50 = 750$  baseball cards.

So there are  $750 + 800 = 1550$  cards altogether.

So, the final answer is 1550.

Rationale: The error occurs in the last line of the wrong answer. The wrong answer incorrectly calculates the total number of cards. The total number of cards should be the sum of the hockey cards, football cards, and baseball cards. The

correct calculation is  $200 \text{ (hockey cards)} + 800 \text{ (football cards)} + 750 \text{ (baseball cards)} = 1750$  cards.

Correct answer: There are 4 times as many football cards as hockey cards, so there are  $4 \times 200 = 800$  football cards.

There are 50 fewer baseball cards than football cards, so there are  $800 - 50 = 750$  baseball cards.

There are 200 hockey cards, 800 football cards and 750 baseball cards for a total of  $200 + 800 + 750 = 1750$  cards.

So, the final answer is 1750.

Question: A bag of caramel cookies has 20 cookies inside and a box of cookies has 4 bags in total. How many calories are inside the box if each cookie is 20 calories?

Wrong answer: 20 cookies in a bag amount to  $20 \times 20 = 400$  calories.

There are 4 bags in a box.

So  $400/4 = 100$  calories in a box.

So, the final answer is 100.

Rationale: The error occurs in line 3 of the wrong answer. The incorrect part of this line is the calculation of the total calories in a box. The total calories should be calculated by multiplying the total number of cookies in the box (which is 80, not 20) by the calories per cookie. The wrong answer incorrectly divided the total calories in a bag by the number of bags in a box.

Correct answer: There are 20 cookies in each bag and 4 bags in total.

So there are  $20 \times 4 = 80$  cookies in total.

Each cookie is 20 calories, so the total calories are  $80 \times 20 = 1600$  calories.

So, the final answer is 1600.

Question: There are four members in one household. Each member consumes 3 slices of bread during breakfast and 2 slices of bread for snacks. A loaf of bread has 12 slices. How many days will five loaves of bread last in this family?

Wrong answer:  $12/4 = 3$  slices of bread per person per day.

$5 \text{ loaves of bread} = 5 \times 12 = 60$  slices of bread.

$60/4 = 15$  days.

So, the final answer is 15.

Rationale: The error occurs in the first line of the wrong answer. The incorrect part of this line

is the calculation of the slices of bread consumed per person per day. The problem states that each member consumes 3 slices of bread for breakfast and 2 slices for snacks, so each member consumes a total of 5 slices per day, not 3. Therefore, the total slices of bread consumed per day by the family should be 5 slices per person  $\times$  4 people = 20 slices, not 12. The correct calculation should then be 60 slices / 20 slices per day = 3 days.

Correct answer: Each member consumes  $3+2 = 5$  slices of bread per day.

There are 4 members so they consume  $5 \times 4 = 20$  slices of bread per day.

Each loaf has 12 slices so 5 loaves have  $5 \times 12 = 60$  slices.

60 slices of bread will last  $60/20 = 3$  days.

So, the final answer is 3.

Question: Bill decides to bring donuts to work for a meeting that day. He buys a box of donuts that has 50 in total in them. He eats 2 on the ride in because he's hungry. When he gets to the office, the secretary takes another 4 out of the box when he's not looking. Lastly, right before the meeting Bill sets the box down on his desk and leaves the office to take a phone call. While Bill's away, his coworkers steal half the remaining donuts. Bill comes back and brings the box into his meeting. How many donuts are left in the box?

Wrong answer: Bill eats 2 donuts on the way to work.

The secretary takes 4 donuts.

Bill's coworkers steal 25 donuts.

Bill brings the box into the meeting with 23 donuts.

So, the final answer is 23.

Rationale: The error occurs in line 2 of the wrong answer. The incorrect part of this line is the calculation of the number of donuts stolen by Bill's coworkers. The problem states that his coworkers steal half of the remaining donuts, not half of the original number of donuts. Therefore, the number of donuts stolen by his coworkers should be half of the remaining 44 donuts, not half of the original 50 donuts.

Correct answer: Bill eats 2 donuts on the ride in, leaving  $50 - 2 = 48$  donuts.

The secretary eats 4 donuts, leaving  $48 - 4 = 44$  donuts.

Bill's coworkers eat half of the remaining donuts,

which is  $44/2 = 22$  donuts.

So Bill has  $44 - 22 = 22$  donuts left.

So, the final answer is 22.

Question: Boris has 100 pieces of Halloween candy. His daughter eats 8 pieces of candy. He separates the remaining pieces of candy into equal portions into 4 different bowls. Then he takes away 3 pieces of candy from each bowl to keep for himself. How many pieces of candy are in one bowl?

Wrong answer: Boris has 100 pieces of candy.

His daughter eats 8 pieces of candy.

He separates the remaining pieces of candy into equal portions into 4 different bowls.

Then he takes away 3 pieces of candy from each bowl to keep for himself. So he has  $100-8 = 92$  pieces of candy in 4 bowls.

He takes away 3 pieces of candy from each bowl. So he has  $92-3 = 89$  pieces of candy in 4 bowls.

So, the final answer is 89.

Rationale: The error occurs at line 5 of the wrong answer. The incorrect part of this line is the calculation of the number of candies left after Boris takes away 3 pieces from each bowl. The subtraction should be done after dividing the total number of candies by 4 (the number of bowls), not before. Also, the subtraction should be  $3 \times 4 = 12$ , not just 3, because Boris takes away 3 pieces from each of the 4 bowls.

Correct answer: Boris has  $100 - 8 = 92$  pieces of candy left.

He divides the 92 pieces of candy into 4 bowls.  $92/4 = 23$  pieces of candy in each bowl.

Then he takes away 3 pieces of candy from each bowl.  $23 - 3 = 20$  pieces of candy in each bowl.

So, the final answer is 20.

Question: Yvonne and Janna were writing their 1000-word pair research paper. Yvonne was able to write 400 words while Janna wrote 150 more words than Yvonne. When they edited their paper, they removed 20 words and added twice as many words as they removed. How many more words should they add to reach the research paper requirement?

Wrong answer: Yvonne wrote 400 words and Janna wrote 150 more words than Yvonne. So Janna wrote 550 words.

They removed 20 words and added twice as many words as they removed. So they added 40 words.

They need to add 40 words to reach the research

paper requirement.

So, the final answer is 40.

Rationale: The error occurs in line 3 of the wrong answer. The incorrect part of this line is the calculation of the total words they have after editing. They should subtract the words they removed and add the words they added to the total words they initially wrote. The wrong answer also incorrectly calculated the number of words they need to add to reach the research paper requirement. They should subtract the total words they have after editing from the research paper requirement.

Correct answer: Yvonne wrote 400 words and Janna wrote 150 more words than Yvonne, so Janna wrote  $400 + 150 = 550$  words.

Together they wrote  $400 + 550 = 950$  words.

After editing, they removed 20 words and added  $2 \times 20 = 40$  words. So they have  $950 - 20 + 40 = 970$  words.

They need 1000 words, so they need  $1000 - 970 = 30$  more words.

So, the final answer is 30.

Question: Luke started working on a 1000-piece jigsaw puzzle. The first day he worked on it, he put together 10 percent of the pieces. On the second day, he put together another 20 percent of the remaining pieces from the first day. On the third day, he put together 30 percent of the remaining pieces from the previous day. How many pieces does he have left to complete after the third day?

Wrong answer:  $1000 \text{ pieces} = 1000/100 = 10$  pieces  
Luke put together 10 pieces on the first day.

He put together 20 pieces on the second day.

He put together 30 pieces on the third day.

So he has  $10+20+30 = 60$  pieces left to complete after the third day.

So, the final answer is 60.

Rationale: The error occurs in the first line of the wrong answer. The wrong answer incorrectly calculates 10 percent of 1000 as 10 pieces, when it should be 100 pieces. The same mistake is made for the calculations on the second and third day. The correct way to solve this problem is to calculate the percentage of the remaining pieces each day, not a percentage of the original 1000 pieces.

Correct answer: 10 percent of 1000 is 100.

So he has 100 pieces done after the first day. He has 900 pieces left.

20 percent of 900 is 180.

So he has  $100 + 180 = 280$  pieces done after the second day.

He has 720 pieces left.

30 percent of 720 is 216.

So he has  $280 + 216 = 496$  pieces done after the third day.

He has  $720 - 216 = 504$  pieces left.

So, the final answer is 504.

**Implicit Learning Examples.** Below you will find some questions followed by a wrong answer and the correct answer.

Question: A class has 32 students and they all need to present their projects. Every period is 40 minutes long. How many periods will it take for every student to present their project if they have 5 minutes to do so?

Wrong answer:  $32 \text{ students} \times 5 \text{ minutes} = 160$  minutes.

$5 \text{ minutes} \times 40 \text{ minutes} = 200$  minutes.

$160 \text{ minutes} + 200 \text{ minutes} = 360$  minutes.

So it will take 360 minutes or 6 hours for every student to present their project.

So, the final answer is 360.

Correct answer: There are 32 students and each student needs 5 minutes to present their project. So the total time needed is  $32 \times 5 = 160$  minutes. There are 40 minutes in each period.

So the number of periods needed is  $160/40 = 4$ .

So, the final answer is 4.

Question: A bag contains 50 fewer baseball cards than football cards. There are 4 times as many football cards as hockey cards. If there are 200 hockey cards in the bag, how many cards are there altogether?

Wrong answer: 50 fewer baseball cards than football cards.

There are 4 times as many football cards as hockey cards.

If there are 200 hockey cards in the bag, there are  $200 \times 4 = 800$  football cards and  $800 - 50 = 750$  baseball cards.

So there are  $750 + 800 = 1550$  cards altogether.

So, the final answer is 1550.

Correct answer: There are 4 times as many football

cards as hockey cards, so there are  $4 \times 200 = 800$  football cards.

There are 50 fewer baseball cards than football cards, so there are  $800 - 50 = 750$  baseball cards. There are 200 hockey cards, 800 football cards and 750 baseball cards for a total of  $200 + 800 + 750 = 1750$  cards.

So, the final answer is 1750.

Question: A bag of caramel cookies has 20 cookies inside and a box of cookies has 4 bags in total. How many calories are inside the box if each cookie is 20 calories?

Wrong answer: 20 cookies in a bag amount to  $20 \times 20 = 400$  calories.

There are 4 bags in a box.

So  $400/4 = 100$  calories in a box.

So, the final answer is 100.

Correct answer: There are 20 cookies in each bag and 4 bags in total.

So there are  $20 \times 4 = 80$  cookies in total.

Each cookie is 20 calories, so the total calories are  $80 \times 20 = 1600$  calories.

So, the final answer is 1600.

Question: There are four members in one household. Each member consumes 3 slices of bread during breakfast and 2 slices of bread for snacks. A loaf of bread has 12 slices. How many days will five loaves of bread last in this family?

Wrong answer:  $12/4 = 3$  slices of bread per person per day.

5 loaves of bread =  $5 \times 12 = 60$  slices of bread.

$60/4 = 15$  days.

So, the final answer is 15.

Correct answer: Each member consumes  $3+2 = 5$  slices of bread per day.

There are 4 members so they consume  $5 \times 4 = 20$  slices of bread per day.

Each loaf has 12 slices so 5 loaves have  $5 \times 12 = 60$  slices.

60 slices of bread will last  $60/20 = 3$  days.

So, the final answer is 3.

Question: Bill decides to bring donuts to work for a meeting that day. He buys a box of donuts that has 50 in total in them. He eats 2 on the ride in because he's hungry. When he gets to the office, the secretary takes another 4 out of the box when he's not looking. Lastly, right before the meeting

Bill sets the box down on his desk and leaves the office to take a phone call. While Bill's away, his coworkers steal half the remaining donuts. Bill comes back and brings the box into his meeting. How many donuts are left in the box?

Wrong answer: Bill eats 2 donuts on the way to work.

The secretary takes 4 donuts.

Bill's coworkers steal 25 donuts.

Bill brings the box into the meeting with 23 donuts.

So, the final answer is 23.

Correct answer: Bill eats 2 donuts on the ride in, leaving  $50 - 2 = 48$  donuts.

The secretary eats 4 donuts, leaving  $48 - 4 = 44$  donuts.

Bill's coworkers eat half of the remaining donuts, which is  $44/2 = 22$  donuts.

So Bill has  $44 - 22 = 22$  donuts left.

So, the final answer is 22.

Question: Boris has 100 pieces of Halloween candy. His daughter eats 8 pieces of candy. He separates the remaining pieces of candy into equal portions into 4 different bowls. Then he takes away 3 pieces of candy from each bowl to keep for himself. How many pieces of candy are in one bowl?

Wrong answer: Boris has 100 pieces of candy.

His daughter eats 8 pieces of candy.

He separates the remaining pieces of candy into equal portions into 4 different bowls.

Then he takes away 3 pieces of candy from each bowl to keep for himself. So he has  $100-8 = 92$  pieces of candy in 4 bowls.

He takes away 3 pieces of candy from each bowl. So he has  $92-3 = 89$  pieces of candy in 4 bowls.

So, the final answer is 89.

Correct answer: Boris has  $100 - 8 = 92$  pieces of candy left.

He divides the 92 pieces of candy into 4 bowls.  $92/4 = 23$  pieces of candy in each bowl.

Then he takes away 3 pieces of candy from each bowl.  $23 - 3 = 20$  pieces of candy in each bowl.

So, the final answer is 20.

Question: Yvonne and Janna were writing their 1000-word pair research paper. Yvonne was able to write 400 words while Janna wrote 150 more words than Yvonne. When they edited their paper, they removed 20 words and added twice as many words as

they removed. How many more words should they add to reach the research paper requirement?

Wrong answer: Yvonne wrote 400 words and Janna wrote 150 more words than Yvonne. So Janna wrote 550 words.

They removed 20 words and added twice as many words as they removed. So they added 40 words.

They need to add 40 words to reach the research paper requirement.

So, the final answer is 40.

Correct answer: Yvonne wrote 400 words and Janna wrote 150 more words than Yvonne, so Janna wrote  $400 + 150 = 550$  words.

Together they wrote  $400 + 550 = 950$  words.

After editing, they removed 20 words and added  $2 \times 20 = 40$  words. So they have  $950 - 20 + 40 = 970$  words.

They need 1000 words, so they need  $1000 - 970 = 30$  more words.

So, the final answer is 30.

Question: Luke started working on a 1000-piece jigsaw puzzle. The first day he worked on it, he put together 10 percent of the pieces. On the second day, he put together another 20 percent of the remaining pieces from the first day. On the third day, he put together 30 percent of the remaining pieces from the previous day. How many pieces does he have left to complete after the third day?

Wrong answer: 1000 pieces =  $1000/100 = 10$  pieces  
Luke put together 10 pieces on the first day.

He put together 20 pieces on the second day.

He put together 30 pieces on the third day.

So he has  $10+20+30 = 60$  pieces left to complete after the third day.

So, the final answer is 60.

Correct answer: 10 percent of 1000 is 100.

So he has 100 pieces done after the first day. He has 900 pieces left.

20 percent of 900 is 180.

So he has  $100 + 180 = 280$  pieces done after the second day.

He has 720 pieces left.

30 percent of 720 is 216.

So he has  $280 + 216 = 496$  pieces done after the third day.

He has  $720 - 216 = 504$  pieces left.

So, the final answer is 504.

### I1: Answer labelling instruction

Now apply what you have learned and determine if the answer below is wrong or correct. Begin your evaluation by providing a short explanation. Be as objective as possible. After providing your explanation, you must rate the answer as either wrong or correct by strictly following this format: "[[rating]]", for example: "Rating: [[wrong]]" or "Rating: [[correct]]". You can only use the words wrong or correct as the final rating.

### I2: Step labelling instruction

Now apply what you have learned when reading the question and the step-by-step answer below. The answer may not yet be complete. Your task is to determine if the current step will lead to a wrong or correct final answer, based on the question and the previous steps. Begin your evaluation by providing a short explanation. Be as objective as possible. After providing your explanation, you must rate the current reasoning step as either wrong or correct by strictly following this format: "[[rating]]", for example: "Rating: [[wrong]]" or "Rating: [[correct]]". You can only use the words wrong or correct as the final rating.

### I3: Editing instruction

Now apply what you have learned and given the question below and a wrong answer, write the correct answer.

### I4: Solving instruction

Now apply what you have learned and answer the question below.

Dataset	Model for train samples (incorrect answers)	Model for test samples (incorrect + correct answers)
GSM8K	LLaMA 30B	Llama 2 7B
ASDiv	Llama 2 7B	Llama 2 7B
AQuA	Llama 3 8B	Llama 3 8B

Table 5: LLMs used for answer generation.

## B.2 Instructions

The instructions for the answer labelling, step labelling, editing and solving tasks are shown in I1, I2, I3 and I4, respectively.

## C Models

We list below each of the seven LLMs tested, with the corresponding API provider and model identifier. With all LLMs we use hyperparameters  $t = 0$ ,  $p = 1$ , and  $k = 1$ .

- Llama 3.1 70B, *Amazon Bedrock*, `meta.llama3-70b-instruct-v1:0`
- Titan Text G1 Express, *Amazon Bedrock*, `amazon.titan-text-express-v1`
- Command R, *Cohere*, `command-r-03-2024`
- Command R Refresh, *Cohere*, `command-r-08-2024`
- Command R+, *Cohere*, `command-r-plus-04-2024`
- Command R+ Refresh, *Cohere*, `command-r-plus-08-2024`
- WizardLM, *TogetherAI*, `microsoft/WizardLM-2-8x22B`

## D Data Preparation

### D.1 Answer Generation

In Table 5 we show the LLMs used to generate answers to the questions in each dataset, for both the training few-shot examples and the test samples. For the training set, we only generate incorrect answers with the listed models, while all correct answers are generated with GPT-4 or extracted from the original dataset where possible. For test samples, we use these models to generate both correct and incorrect answers. We do not run this generation step for PRM800K, as this dataset already contains annotated correct and incorrect answers.

### D.2 Test Set Construction

For GSM8K and ASDiv we use all test samples, with or without the correct/incorrect answers generated as per Section D.1, depending on the task. For AQuA, we make minor changes to the test set before generating the answers. PRM800K already contains CoT-style answers, though these are annotated for correctness at the intermediary reasoning step level, and not as a whole. Thus, we adapt this dataset to our tasks. We illustrate these adaptations below.

**AQuA** contains, in its original version, multiple-choice questions associated with five answer options, only one of which is correct. In our experiments, we discard the options and prompt the model to generate open-ended answers. For ease of verifying the correctness of the answers at test time, we drop from the test set all samples where the golden answer is non-numerical.

**PRM800K** comprises questions and the respective answers split into intermediary reasoning steps. Each step is labelled by human annotators as correct (label 1), incorrect (label -1), or neutral (label 0). Some samples are associated with a series of steps that lead to the correct solution, while others contain errors that impact the final solution. For the step labelling task, we use the reasoning steps that are annotated as either correct or incorrect. We append each of them to the previous context where available, i.e., the (correct or neutral) steps that precede it in the answer. For the answer labelling and editing tasks, we join the individual steps and label the resulting answer as correct if all steps are labelled as either correct or neutral, and incorrect if at least one of the steps contains errors.

## E Human Evaluation Guidelines

We report the guidelines given to annotators for the human evaluation task. Annotators were recruited among machine learning experts.

### *Evaluating model feedback on math reasoning questions.*

*The attached sheet contains 100 mathematical questions and the corresponding answers given by language models. Each answer is highlighted in either green (meaning it reached the correct numerical solution) or red (meaning the numerical solution reached is wrong).*

For each answer, three LLMs have generated a piece of feedback explaining why the answer is wrong or correct, your task is to score each feedback as “poor”, “fair”, or “good”.

In your evaluation, you should only consider the correctness of the feedback. Did the model identify the strengths and/or weaknesses of the answer correctly? In your assessment, do not take feedback length into consideration. If two pieces of feedback both identify the same key points, they should be awarded the same score, even if one is much more succinct than the other. If a piece of feedback is completely missing however (meaning the model did not generate one), you should assign the label “poor”. Also please ignore formatting and the presence of any special tokens or characters in your evaluation, only focus on the meaning. In each row, the three models are displayed in different order to avoid annotation bias. So, for example, “Model 1” in the first row may not be the same model as “Model 1” in the second row, and so on.

## F Similarity of Generated Rationales

A plausible reason why learning with explicit rationales underperforms implicit learning is that LLMs may be over-constrained by the rationales. To gain more insight into this hypothesis, we investigate how similar the rationales generated by the models are to the in-context ones. We carry out this analysis on the same corpus of LLM-generated rationales that is used for the human evaluation study (Section 5.2). As shown in Table 6, the average  $n$ -gram similarity score of rationales generated by LLMs prompted for explicit learning is substantially higher than that obtained with rationales output with the other methods (note that the other methods do not include exemplar rationales in the context). It thus appears that LLMs tend to copy the patterns in the exemplar rationales when these are provided. This points to potential overfitting as a reason for the lower performance of explicit learning.

Strategy	$n$ -gram similarity
CoT	0.086
Explicit	0.152
Implicit	0.093

Table 6: Average  $n$ -gram similarity ( $n = 2$ ) scores between in-context and generated rationales for each of the three strategies.