

The Forest Behind the Tree: Revealing Hidden Smart Home Communication Patterns via Strategic Traffic Blocking

FRANÇOIS DE KEERSMAEKER, UCLouvain, Belgium

RÉMI VAN BOXEM, JUNIA, France

CRISTEL PELSSER, UCLouvain, Belgium

RAMIN SADRE, UCLouvain, Belgium

Network-connected Smart Home devices are becoming increasingly common, creating potential security and privacy risks. Previous research has shown these devices follow predictable network communication patterns, allowing researchers to model their normal network behavior and detect potential security breaches. However, existing approaches only observe traffic passively rather than actively trying to disturb it. We present a framework that generates comprehensive network signatures for Smart Home devices by systematically blocking previously observed traffic patterns to reveal new, hidden patterns that other methods miss. These signatures are structured as behavior trees, where each child node represents network flows that occur when the parent node's traffic is blocked. We applied this framework on ten real-world devices under 26 usage scenarios, discovering 138 unique flows, of which 27 (20%) are information gained through our multi-level tree approach, compared to state-of-the-art single-level traffic analysis.

CCS Concepts: • **Networks** → **Home networks**; Network measurement; • **Security and privacy** → **Network security**.

Additional Key Words and Phrases: IoT, Smart Home, networks, security, traffic profiling

ACM Reference Format:

François De Keersmaeker, Rémi Van Boxem, Cristel Pelsser, and Ramin Sadre. 2025. The Forest Behind the Tree: Revealing Hidden Smart Home Communication Patterns via Strategic Traffic Blocking. 1, 1 (February 2025), 19 pages. <https://doi.org/10.1145/nnnnnnn.nnnnnnn>

1 Introduction

In the **Internet of Things (IoT)** paradigm, physical objects are equipped with sensing, computing and networking capabilities, allowing them to monitor or react to their environment and exchange messages with other objects and with remote servers [47]. A popular use case of this paradigm is the Smart Home, composed of household objects, ranging from small power outlets to large appliances. The popularity of Smart Home devices has increased sharply in the past years, with a market size estimated at 101.07 billion USD in 2024 [15].

Smart Home devices pose a critical security and safety risk, as they can act directly on the user's personal space, digitally and physically. Moreover, as such devices are basically always connected to the internet, they form a large attack surface. Smart Home devices are therefore interesting targets for cyber attacks. In fact, a recent report by NETGEAR [9] concluded that, in average, a

Authors' Contact Information: François De Keersmaeker, francois.dekeersmaeker@uclouvain.be, UCLouvain, Louvain-la-Neuve, Belgium; Rémi Van Boxem, remi.van-boxem@student.junia.com, JUNIA, Lille, France; Cristel Pelsser, cristel.pelsser@uclouvain.be, UCLouvain, Louvain-la-Neuve, Belgium; Ramin Sadre, ramin.sadre@uclouvain.be, UCLouvain, Louvain-la-Neuve, Belgium.

Permission to make digital or hard copies of all or part of this work for personal or classroom use is granted without fee provided that copies are not made or distributed for profit or commercial advantage and that copies bear this notice and the full citation on the first page. Copyrights for components of this work owned by others than the author(s) must be honored. Abstracting with credit is permitted. To copy otherwise, or republish, to post on servers or to redistribute to lists, requires prior specific permission and/or a fee. Request permissions from permissions@acm.org.

© 2025 Copyright held by the owner/author(s). Publication rights licensed to ACM.

ACM XXXX-XXXX/2025/2-ART

<https://doi.org/10.1145/nnnnnnn.nnnnnnn>

home network protected by their solution undergoes ten network attacks per day. Once a device has been hacked, the attacker can manipulate it or use it to launch attacks against other hosts, as demonstrated by the Mirai botnet [25]. An attacker can also use the sensors of IoT devices to obtain sensitive data about their owners. In all cases, there is a risk that the functioning of the Smart Home will be negatively affected or that privacy-sensitive data will be leaked [23, 37].

Smart Home networks are an environment that is notoriously difficult to secure [50]. One reason is the limited awareness of users, who are not IT experts and install Smart Home devices for convenience, leaving the duty to correctly configure and maintain them to the device manufacturers, e.g., in the form of firmware updates. However, many manufacturers focus on expanding the functionalities of the modest hardware of IoT devices as much as possible, and neglect security aspects in the process [28, 33]. It also cannot be ruled out that the manufacturer itself has equipped the device with undesirable behavior [1]. Furthermore, IoT devices offer only limited computing resources, which makes it difficult to run state-of-the-art security software on them [42].

For these reasons, firewalls and network-based **Intrusion Detection Systems (IDS)** for Smart Homes have been extensively researched in the past decade [29–31, 44]. The aim of such security solutions is to detect and block unwanted network communication from and to the devices. Typically, the firewall or IDS is given a description of the network communication allowed and/or disallowed for a particular device. This description, called a *device profile* in the following, must be as complete as possible, as an incomplete profile would cause the firewall or IDS to block legitimate or allow unwanted communication attempts. Unfortunately, only very few manufacturers provide insight into the communication behavior of their IoT devices and services, although the IETF has even standardized a format dubbed the Manufacturer Usage Description (MUD) [38] to write down profiles in a compact, machine-readable form, albeit admittedly relatively limited [29, 40, 48].

To address this issue, several methods have been presented in the past to create the profile of a device in an automated manner [34, 43, 51]. For this purpose, its network communication is observed over a certain period of time in the wild or under laboratory condition. Data mining and analysis techniques are then used to extract compact representations of the network traffic and associate them with specific device events. In order to gain a comprehensive view on the communication profile of a device, relatively complex experimental setups are required [35, 45], due to the variety of possible interactions with the device, ranging from simply using the manufacturer-provided smartphone application, to leveraging a third-party *Smart Home automation platform* where the device is part of a user-defined routine.

We argue that existing approaches to device profiling are insufficient, as they only aim to trigger *first-level* communication patterns. What we mean by this is that some IoT devices have certain “alternative” communication mechanisms that only become visible under certain network conditions, in particular when the default mechanism does not succeed. For example, an IoT device might have a list of alternative domain names for its cloud hosted services that it will only contact if the default domain name fails to resolve or the server behind that name does not respond. Ignoring such behaviors during the profile building process leads to a profile, in which some of the device’s acceptable or undesired communication patterns are missing or incompletely described.

In this paper, we present a framework that makes it possible to comprehensively uncover the communication patterns of a Smart Home device and produce a *multi-level* profile for it. In our approach, we first observe the communication flows of a device that occur when interacting with it in an unconstrained network and build a set of flow signatures for each type of interaction event for that device. Such signatures contain Internet and transport layer information, such as addresses and port numbers, as well as application layer data, such as domain names. We then iteratively block flows corresponding to certain signatures in subsequent interactions with the intent of making new ones appear. To do this efficiently and not end up in an infinite loop where the same patterns appear

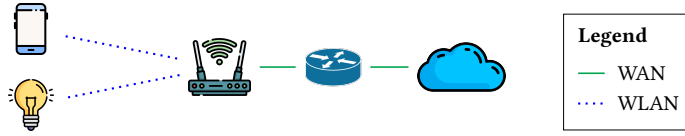


Fig. 1. Smart lamp controlled by a companion app installed on a smartphone in a smart home network. The device might also communicate with a server in the Internet.

over and over again, we store the found signatures in a tree that we traverse using a breadth-first strategy.

The contributions of our work can be summarized as follows:

- **We design a new, simple algorithm to profile Smart Home events at the network flow level.** For a given event, the algorithm builds the so-called event signature by extracting the network flows present at each successful event iteration. Our algorithm does not rely on Machine Learning nor heavy statistical computation, and therefore does not require a big amount of (labeled) data, making it portable and easy to apply in various small networks.
- **We develop and implement a framework**, modular and easily extensible, which instruments given devices and **automatically extracts multi-level event signatures** for the requested events. It does so by iteratively blocking the previously extracted signatures, until the event fails or no new flow is discovered.
- **We apply our framework** to a testbed network comprising ten off-the-shelf devices, and generate a multi-level signature for 26 unique events, which sum up to a total of 138 unique network flows discovered, of which 27 are hidden, the latter accounting for 20 % of the total number of unique flows.
- **We publish the source code** of our signature extraction algorithm and our experimental framework. Those will be made available after the anonymous review process.

The rest of the paper is structured as follows. We describe the problem and the scope of our work in Section 2. In Section 3, our methodology is explained in detail. Its evaluation in a testbed and the obtained results are presented in Section 4. Section 5 presents research works related to ours, and positions them compared to ours. Ultimately, the paper concludes in Section 6.

2 Problem statement and scope

The aim of our work is to obtain a *device profile*, i.e., a comprehensive description of the network communication patterns corresponding to a given Smart Home device's activity. Fig. 1 shows a typical Smart Home setup with a smart lamp that is connected to the Smart Home's Wi-Fi network and that can be controlled by a smartphone application (called *companion app* in the following). The device's network activities depend heavily on the functionality of the device and its firmware. Some devices communicate directly with the companion app in the local network, while others allow indirect connections via a manufacturer-operated cloud server. The latter makes it also possible to control the device from outside the home network and to receive firmware updates. Numerous devices provide both local and remote communication capabilities, rendering their operation more flexible and robust.

We assume that, in order to trigger network traffic to or from an IoT device, some sort of device specific interaction with it is required, the simplest one consisting in using its aforementioned companion app. This is an approach that has been followed by many researchers working on device profiling, as discussed in Section 1 and Section 5. We argue that such an approach will not allow to observe all possible communications patterns of a device, because we expect that some of them

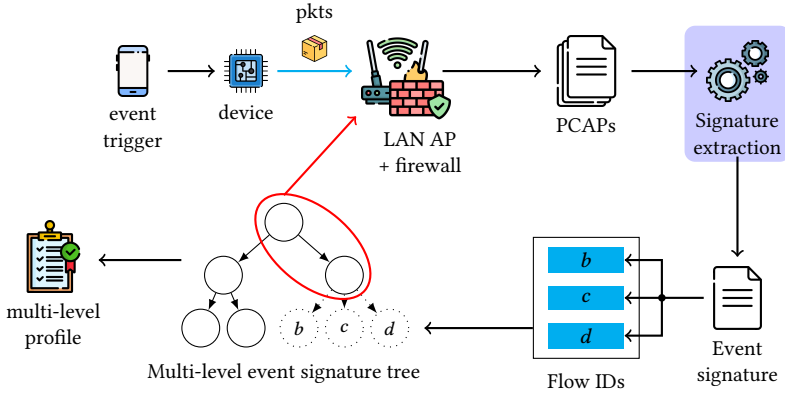


Fig. 2. Profiling workflow

only appear when the default (or configured) patterns fail or are disturbed. Our goal is to discover such patterns in an automated way.

Our solution intends to be as little intrusive as possible and easily automatable, without requiring modifications in the firmware or the companion app, or manipulating server certificates. If the profiled interaction involves unencrypted traffic, e.g. DNS messages or HTTP requests, we leverage this data. However, we do not try to decrypt network traffic, therefore our solution cannot benefit of information included in encrypted payload. However, numerous research has shown that relying on packet headers only, up to the transport layer, or packet and flow metadata, already provides sufficient information to accurately fingerprint IoT devices [43, 51, 54].

Similar to other research works covering Smart Home traffic profiling, we only consider IP traffic, either wired or wireless. Other protocols exist to provide communication in a Smart Home environment, such as Zigbee [22] and Thread [52] over IEEE 802.15.4 [27], or the proprietary Z-Wave [26]. Such protocols usually rely on a gateway to connect to the local home network. For devices using these protocols, we profile the gateway's IP traffic. Devices that rely on long-range communication technologies, such as 5G or LoRaWAN [24], are not in the scope of this paper since their traffic cannot be locally filtered or blocked.

Finally, it should be mentioned that IoT devices also communicate for other reasons than user-driven interactions, for example by sending periodic heartbeats or broadcasting messages to discover other devices in the local network [35, 41]. By nature, this traffic can not be triggered. A possible approach to profile it is to passively monitor the device over a longer period and extract the periodic traffic using periodicity models, as done for example by *BehavIoT* [35]. Our approach, which we present below, does not pursue such communication activities further, as in this paper we focus on the more complex case of interaction-triggered communication patterns.

3 Profiling methodology

In this section, we describe our profiling methodology. We start with an overview on our approach, followed by a detailed presentation of its components.

3.1 Workflow outline

Fig. 2 gives an overview on the workflow of our profiling methodology to obtain a device profile for a Smart Home device. The workflow consists of multiple steps that we summarize below.

The first step consists in obtaining traces of traffic from and to the device under investigation. As explained in Section 2, we are interested in network activities linked to (user) interactions with the device. Such interactions can require the usage of a companion app installed on a smart phone. In practice, a device may support different types of interactions, and the workflow described here must be repeated for each of them. We call an interaction, the state of change it may cause in the device, and the associated network traffic an *event*. The network traffic of the event is recorded at the local switch or access point (AP) the device and the app are connected to. We believe, guided by previous work on device profiling [51], that the traffic of the Smart Home device and of the controlling device triggering the event are of equal importance. Therefore, we collect all their traffic.

In the next step, the traffic traces obtained by triggering multiple times the same event are filtered and analyzed and an *event signature* is extracted. The later consists of a list of *Flow IDs* that describe the relevant features of the bidirectional flows observed in the traces, and therefore associated with the event. A Flow ID contains network and transport layer information, such as host addresses and port numbers, as well, as application layer information.

The discovered Flow IDs will then be stored in a tree shaped data structure that allows tracking which Flow IDs have been already observed. We iteratively select a Flow ID from the tree and configure a firewall running on the switch or AP such that it blocks packets matching that ID. The idea is that by deliberately blocking some of the traffic associated with the event and repeating the experiment, the device and/or app will follow alternative communication patterns that they do not use by default.

The above steps of interaction and traffic capturing, signature extraction and Flow ID blocking are repeated until no new patterns are found. The final result is the profile of the device for the investigated interaction, i.e. the set of all Flow IDs that are linked to that interaction together with the information which IDs were blocked (or not blocked) to let them appear.

In the following sections, we describe the different steps of the workflow in more detail. An algorithmic representation of the workflow is shown in Algorithm 1 and will be referenced in the corresponding sections.

3.2 Traffic capturing

Similarly to *PingPong* [51] and *IoT Athena* [54], we start capturing the network traffic, perform the interaction, and then stop the traffic capture after a predefined duration d . We repeat the traffic capturing and interaction, for example switching on a smart lamp using its companion app, m times. We collect all incoming and outgoing traffic of the Smart Home device and of the device used to trigger the event since we consider the activities of both of them potentially relevant for the characterization of the event. Between captures, we introduce random waiting intervals to avoid fixed periodicity in our measurements that could accidentally capture background traffic occurring at regular intervals unrelated to the interaction (lines 6–15 in Algorithm 1).

We automate the event triggering, i.e. a touch event on the smartphone running the app, by leveraging the Android Debug Bridge (ADB) tool [5]. Control plane packets are filtered out, in particular all ARP, ICMP, DHCP packets, TCP Handshake packets, and TLS Handshake packets, except `Client Hello` packets containing the Server Name Indication (SNI) extension.

As our approach is based on blocking traffic, it can happen that the interaction does not cause the desired state change in the smart home device. For the event signature extraction, it is important to filter out such unsuccessful events. We do this by verifying the device state, e.g. whether the lamp has turned on, after each capture. To obtain the device state, we leverage the device's API. We believe this method is more precise and reliable than the approach followed by Mandalari *et al.* [39] which compares screenshots of the companion app to check whether the displayed status of

Algorithm 1 Device profiling

```

1: procedure PROFILEDEVICE(device, interaction)  $\rightarrow$  signature_tree
2:   tree  $\leftarrow$  root node
3:   firewall_rules = { }
4:   current_node  $\leftarrow$  root node
5:   repeat
6:     traces  $\leftarrow$  []
7:     for 1 to m do
8:       trace  $\leftarrow$  start traffic capture
9:       trigger_event(device, interaction)
10:      stop traffic capture after duration d
11:      if event is successful then
12:        add trace to traces
13:      end if
14:      sleep random period
15:    end for
16:    if || traces ||  $\leq m/2$  then
17:      continue with next iteration
18:    end if
19:    s  $\leftarrow$  extract_event_signature(traces)
20:    for flow_id in s do
21:      if flow_id not in tree then
22:        current_node.add_child(flow_id)
23:      end if
24:    end for
25:    mark current_node as visited
26:    if tree has unvisited nodes then
27:      current_node  $\leftarrow$  get_unvisited_node(tree)
28:      firewall_rules  $\leftarrow$  reject ( { current_node }  $\cup$  ancestors(current_node) )
29:      apply firewall_rules
30:    end if
31:  until no unvisited node in tree
32:  return tree
33: end procedure

```

the Smart Home device has changed. If there is no API, we fall back to screenshots, too, but we compute the Structural Similarity Measure (SSIM) [55] and consider two screenshots identical if the SSIM is over an empirically defined threshold, instead of directly comparing image pixels like Mandalari *et al.* The result are $m^+ \leq m$ traffic captures of successful events.

3.3 Event signature extraction

For each of the m^+ packet traces, the recorded packets are first aggregated to Flow IDs, and then the event signature is extracted. This happens in multiple steps that we describe in the following (line 19 in Algorithm 1):

3.3.1 Replacing IP addresses by domain names. During an event, the Smart Home device or the companion app may communicate with cloud services provided by the device vendor. Where

possible, we replace external source and destination IP addresses by domain names in packet headers. This makes the signature extraction more robust against changes in the IP addresses caused by cloud migrations or load balancing. To do so, we keep a table matching encountered domain names with their corresponding IP address(es). We first populate the table with entries from the LAN gateway's DNS cache, and then update it whenever a packet bearing domain data is observed, i.e. a DNS request/response or a TLS Client Hello message with the SNI extension.

In addition to the table, we also tried reverse DNS lookups during the development of our approach, but since most of the servers contacted by the devices used in our experiments are hosted at big cloud providers such as Amazon, no meaningful data was obtained. Therefore, reverse lookups were not performed in the experiments presented in Section 4.

3.3.2 Aggregating packets to Flow IDs. Packets that share attributes are grouped to a bidirectional flow and the attributes form the *Flow ID* of that flow. We use the following attributes:

- The IP addresses (or domain name where available) of the *source* and *destination*. The source address is the source address of the first packet in bidirectional flow.
- The *protocol* (e.g. TCP or UDP)
- The source and destination *ports*. We only consider a port if it belongs to a well known service (e.g. port 80) or if it appears, for the given combination of the other attribute values, in all m^+ packet traces. This means, for example, that the packets of all TCP connections from a client *A* to the port 80 of server *B* are aggregated to a single flow and the random client ports used by *A* are ignored and not further considered. The same is also done for vendor specific ports, thanks to the above rule.
- *Application* specific data for known application layer protocols, amongst others query name and query type for DNS; method and URI for HTTP; message type, code and URI for CoAP. Consequently, for example, a DNS response is grouped with its request.

3.3.3 Building the event signature. The aggregation of packets to Flow IDs produces a list f_i of Flow IDs, with $1 \leq i \leq m^+$, for each of the m^+ packet traces. We define the *event signature* s for the investigated interaction as the list of Flow IDs that appear in all packet traces:

$$s := \bigcap_{i=1}^{m^+} f_i$$

By only keeping the intersection, we filter out Flow IDs belonging to network communications that are not deterministically associated with the interaction, such as periodic or sporadic messages, as discussed in Section 2 and Section 3.2.

3.4 Blocking flows with the event signature tree

The event signature tree is a *connected, acyclic, rooted tree* where the nodes of the tree are Flow IDs, with the exception of the root node which only serves as the start of the tree and does not bear any semantic meaning. The intuition behind the tree is the following: After interacting with the device, we obtain an event signature consisting of Flow IDs. We then pick a Flow ID from the signature and configure the firewall to block packets matching it and repeat the interaction. To keep track which Flow IDs have been already blocked and which still have to be investigated, we use the tree.

3.4.1 Tree creation. At the beginning, when the profiling starts for a specific interaction of the device, the tree only consists of the root node. The firewall running on the switch or AP to which the Smart Home device and the companion app are connected does not block any traffic (lines 2–4 in Algorithm 1).

After obtaining the event signature s , we add each Flow ID of the signature as a new child node to the root node (lines 20–24 in Algorithm 1). The root node is marked as visited.

For the next iteration, we select a node, i.e. a Flow ID, that has not been visited yet from the tree and instruct the firewall to block all packets matching that node and all its ancestors in the tree (lines 26–30).

The algorithm ends if no unvisited nodes are left. Theoretically, the algorithm could continue to run indefinitely if new Flow IDs are discovered in each iteration. However, in our experiments, the algorithm always terminated after a finite number of iterations because the more Flow IDs are blocked, the more constrained the communication of the device becomes and the fewer successful event traces are captured, until no more new Flow IDs are added to the tree.

3.4.2 Tree traversal and pruning. To select the next node (line 27) we use a **Breadth-First Search (BFS)** [46] traversal, i.e. we process all nodes at a given depth before proceeding to the subsequent one.

Our objective is to trigger all possible different network flows corresponding to a Smart Home device event, i.e. express all possible different nodes in the event signature tree. Our tree traversal algorithm must strike a compromise to ensure the generated event signature tree is exhaustive, whilst avoiding unnecessary node unfolding, for the sake of resource usage and execution time. To this end, two strategies are used to limit the size of the tree.

Firstly, leveraging our event validation strategy described in Section 3.2, we only consider event signatures for which more than half of the trace captures were successful (lines 16–18 in Algorithm 1). Otherwise, the event is considered failed and no new nodes are added for it. In this way, we filter out event signatures for which there is not enough data to determine the Flow IDs that are with a high probability linked to the interaction. In practice, we observe a polarization in terms of event success: either all event executions succeed, either none. The latter occurs when the firewall rules prevents the event’s success. Setting a limit at half of the event executions is therefore conservative: no experimental batch had an event success around 50%.

Secondly, we must decide when to prune the exploration of the tree. A first insight is that, since the firewall rules are all blocking, the rule order is not important. As such, tree paths from the root to a leaf are equivalent if they comprise the same set of nodes, regardless of their order. This *path pruning* strategy is illustrated in Figure 3a, considering BFS processing order. The path comprising the nodes n_b and n_a is pruned, as an equivalent path, comprising n_a and n_b , had been processed before.

To potentially prune the tree even further, we explore *node pruning*, i.e. pruning a tree branch if the current *node* has already been visited (line 21 in the algorithm) in a previous branch, as illustrated in Figure 3b, where n_b , n_a and n_c are not explored the second time they are encountered. This strategy is more aggressive, so we performed some preliminary experiments to ensure it will still allow to discover all possible flows. In practice, we instrumented one of our testbed’s devices, the TP-Link HS110 smart plug [10]. We performed a preliminary batch of experiments with it, while applying the *path pruning* strategy. We observed that for any occurrence of a given node n_x , its children were always identical. The takeaway is, therefore, that *path pruning* might be a too conservative strategy in our case, and that we can safely apply *node pruning* without losing information.

3.4.3 How to block packets matching a Flow ID. As explained in Section 3.3, a Flow ID comprises traffic characteristics from multiple layers of the OSI model, such as IP addresses or domain names, port numbers, and application layer information. The presence of application layer information in the Flow ID requires a firewall that is able to match and reject traffic based on information found at that layer. A simple firewall, such as the default Linux kernel firewall `NFTables` [3] (novel



Fig. 3. Tree pruning strategies

version of the well-known IPTables) is not sufficient by itself. Instead, we leverage the open-source Smart Home firewall by De Keersmaeker *et al.* [29]. It is based on NFTables, while enhancing its capabilities to match additional application-layer protocols. However, this firewall can only work with rules of the type *allow*, while our profiling algorithm is based on blocking rules. Therefore, we developed a modified version of the firewall, turning it into a "deny-list" firewall. The code will be made publicly available.

In our prototype implementation of the profiling algorithm, we translate the list of Flow IDs into firewall blocking rules. These rules, applied through a configuration file before the next batch of experiments, force the device or the companion app to reveal alternative communication paths by preventing them from using previously discovered network flows.

3.5 Profiling outcome

One of the incentives behind our work is to strengthen the security of Smart Home networks, by providing more robust device profiles, which could be used, amongst others, to configure firewalls or IDS. Conveniently, the outcome of the profiling algorithm is a fully explored multi-level event signature tree containing all Flow IDs encountered for a specific interaction, and the firewall configuration files produced during the profiling can be directly used with the modified version of the firewall by De Keersmaeker *et al.* (see Section 3.4.3). They are also translatable to MUD profiles [38], albeit at the expense of dropping the extracted application layer data, as MUD does not support it.

4 Experimental results

In this section, we present our experimental setup, and the results obtained from applying our framework to it. For the results, we first show an example of a complete event signature tree generated by our framework, then present metrics computed over all the obtained trees. Every event showcasing new communication flows at a tree depth higher than 1 backs up our initial claim that devices provide hidden communication patterns, which must be taken into account for an exhaustive device profiling. Additionally, it shows that the devices reveal some robustness to network instability, as events might still succeed if its first-level traffic is unsuccessful.

4.1 Experiment setup

We applied our methodology to a controlled testbed network comprised of real-world devices, mimicking a typical Smart Home network, depicted in Fig. 4. We instrument an array of commercial,

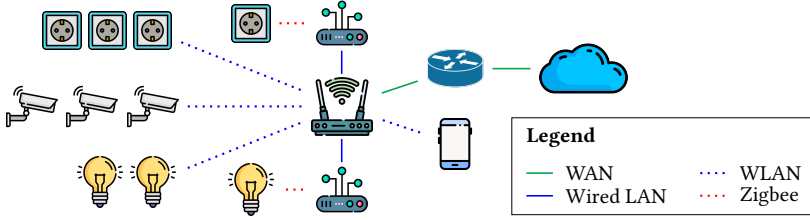


Fig. 4. Experimental Smart Home network.

off-the-shelf Smart Home devices, including four power plugs, three cameras, and three light bulbs. The profiled interactions, per device category, are the following:

- Power plugs: toggling them on/off;
- Cameras: streaming their video feed;
- Light bulbs: toggling them on/off, changing their brightness, changing their color.

The default usage scenario of a device involves controlling it through its official companion app; nonetheless, it is also possible to leverage a *Smart Home automation platform*, which can control the device on behalf of the official app. To account for both scenarios, we derive up to three usage scenarios per device:

- For all devices, we issue their event(s) using their official app;
- For the devices that support it, we control them using the popular *SmartThings* [8] automation platform;
- The TP-Link plug and the Hue light bulb could also be controlled through another app than the officially suggested one, respectively the *Tapo* app and the *Hue Essentials* app.

The smartphone running the device-specific companion apps is a Crosscall CORE-X4 [6], running Android 10.

The complete device references and experimental scenarios are listed in Table 1. We only consider IP traffic, whether over Ethernet or Wi-Fi. Therefore, for the two devices communicating using Zigbee, we profile the traffic issued by their hub, i.e. the Hue bridge for the Hue lamp, and the SmartThings hub for the SmartThings Outlet, respectively.

Our practical experimental parameters, inspired by *PingPong* [51] and *IoT Athena* [54], are the following:

- Number of event iterations (defined as m in Section 3.2): $m = 20$;
- Traffic capture timeout (defined as d in Section 3.2): $d = 20$ seconds;
- Duration between two event iterations: randomly chosen between 40 and 150 seconds.

4.2 Example signature tree

As an example of our framework's results, we present the event signature tree generated for one device of our corpus, namely the TP-Link HS110 smart plug [10]. This device being a smart power plug, it provides one action, i.e. toggling it on and off. For this experiment, we controlled the device using its official Android companion app, i.e. Kasa Smart [12].

The toggle interaction's signature tree is displayed in Fig. 5. To avoid unnecessarily cluttering the figure, we only show unique network flows, at their first occurrence.

By default, toggling the plug triggers seven different flows:

- Ⓐ between the phone and the plug's TCP port 9999;
- Ⓑ between the phone and the plug's UDP port 9999;

Ref.	Device	Protocol	App	Interaction
Power plugs				
[10]	TP-Link HS110	Wi-Fi	Kasa Smart TP-Link Tapo SmartThings	toggle
[19]	Tapo P110	Wi-Fi	TP-Link Tapo SmartThings	toggle
[21]	Woox R5024 (Tuya)	Wi-Fi	Tuya Smart	toggle
[16]	SmartThings Outlet	Zigbee	SmartThings	toggle
Cameras				
[17]	Tapo C200	Wi-Fi	TP-Link Tapo SmartThings	stream
[13]	Xiaomi MJSXJ02CM	Wi-Fi	Mi Home	stream
[7]	D-Link DCS-8000LH	Wi-Fi	mydlink	stream
Light bulbs				
[18]	Tapo L530E	Wi-Fi	TP-Link Tapo SmartThings	toggle brightness color
[4]	Alecto Smart-Bulb10 (Tuya)	Wi-Fi	Tuya Smart	toggle color
[11]	Philips Hue White and Color lamp A60	Zigbee	Philips Hue Hue Essentials SmartThings	toggle brightness color
Hubs				
[2]	Philips Hue bridge	Ethernet, Zigbee		/
[14]	SmartThings V3 hub	Ethernet, Zigbee		

Table 1. Testbed: devices, apps and interactions used in our experimentations.

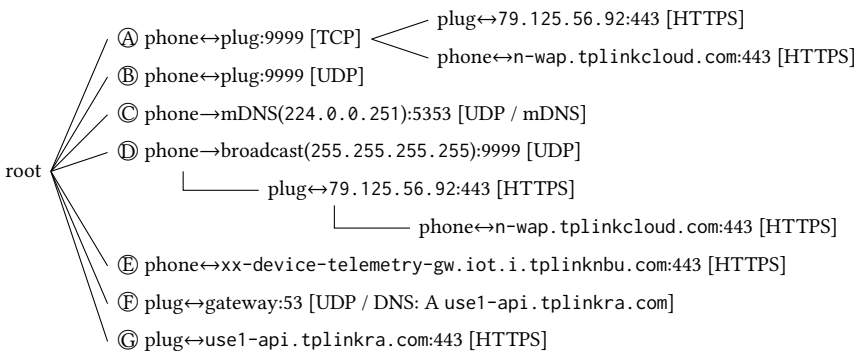


Fig. 5. Multilevel event signature tree for device TP-Link HS110. Bidirectional flows are represented by a double-headed arrow while a single-headed arrow is used for unidirectional flows. When indicated, the port is associated with its host.

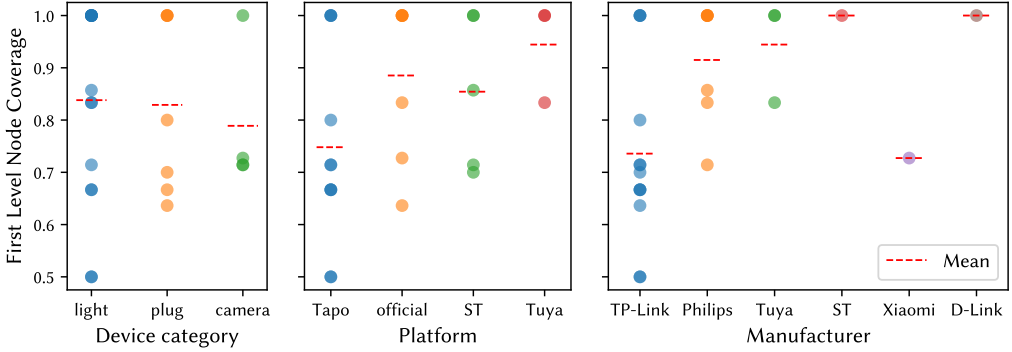


Fig. 6. First Level Node Coverage (FLNC) grouped per device type, platform, and manufacturer. "ST" stands for SmartThings.

- © from the phone to the mDNS multicast address (224.0.0.251, UDP port 5353);
- Ⓓ from the phone to the broadcast address' (255.255.255.255) UDP port 9999;
- Ⓔ HTTPS between the phone and the server `xx-device-telemetry-gw.iot.i.tplinknbu.com`;
- Ⓕ DNS request/response from the plug to the LAN gateway, for the domain name `use1-api.tplinkra.com`
- Ⓖ HTTPS between the plug and the server `use1-api.tplinkra.com`

Flows © and Ⓓ are unidirectional, while the remaining ones are bidirectional

When one of those flows is blocked, the device might issue different network traffic to perform its event. Indeed, when the TCP communication Ⓐ on the plug's port 9999 is blocked, we see two new HTTPS flows appearing: between the phone and the server `n-wap.tplinkcloud.com`; between the plug and the IPv4 address `79.125.56.92`. The former also occurs when other first-level flows are blocked including the similar pattern using UDP instead of TCP. Both flows are part of a backup strategy, going through the internet, if for some reason the device is not able to communicate locally with the controlling phone.

4.3 First Level Node Coverage

To quantify the loss of information when only considering first-level communication patterns, we define the *First Level Node Coverage (FLNC)* as the ratio of the number of first level nodes over the total number of unique nodes in the signature tree:

$$FLNC := \frac{\#first\ level\ nodes}{\#unique\ nodes} \in (0, 1] \subset \mathbb{Q}$$

This metric is a positive rational number between 0 and 1. The closer it is to 0, the less the first level of nodes encompasses the full extent of possible network flows representing the event, and conversely.

Fig. 6 shows the *FLNC* for all instrumented device events, grouped along 3 dimensions, inspired by the result section of Hu *et al.* [36]:

- Device category, i.e. *power plugs, light bulbs, and cameras*;
- Smart Home platform;
- Manufacturer.

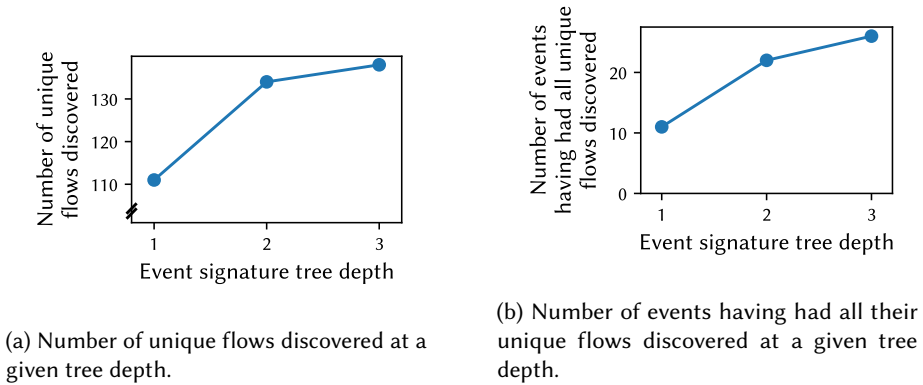


Fig. 7. Cumulative Distribution Functions w.r.t. event signature tree depth, over all events.

We observe that, regardless of the grouping, the vast majority of categories exhibit an average *FLNC* below 1. This verifies our initial claim that most devices exhibit hidden network communication patterns, only appearing when some first-level patterns do not succeed. This indicates the importance of considering traffic patterns appearing at levels deeper than one in the signature tree.

4.4 Cumulative Distribution Functions w.r.t. event signature tree depth

We computed multiple Cumulative Distribution Functions (CDF), to showcase metrics summarizing the distribution of nodes, with respect to the event signature tree depth.

4.4.1 CDFs over all interactions. Fig. 7 illustrates two CDFs computed over all events of our corpus.

Fig. 7a shows the CDF of the number of unique nodes discovered per tree depth. We observe that, even if the majority of nodes (111 over 138) are discovered at the first depth, the amount discovered at depths two and above is non-negligible, and accounts for around 20% of the total number of unique nodes.

Fig. 7b shows the CDF of events having had all their unique flows discovered at a given tree depth. The higher the depth, the more consecutive flows we had to block in order to make new, unique ones appear. We observe that more than half of the events showcase new traffic flows at depths higher than 1, once again stressing the fact that hidden communication patterns are an integral part of a device's network behavior. Those devices can also be considered more robust than the ones providing only first-level strategies, as they might continue functioning even if their traffic is subject to network churn.

4.4.2 CDF of unique nodes discovered, grouped per device category, platform and manufacturer. We specify the CDF of unique nodes discovered per tree depth by grouping the results along the same categories as per Section 4.3. The resulting CDFs are depicted in Fig. 8. The general trend that most events exhibit hidden communication patterns at tree depths higher than one is still visible, but can be nuanced. We observe that two manufacturers, namely D-Link and SmartThings, do not provide any hidden traffic solutions, which means that if the event fails due to network conditions, there is no backup strategy for the event to still succeed. Admittedly, since we only instrumented one device from each of those two manufacturers, this outcome should not be generalized to all their devices. On the contrary, TP-Link seems to provide several backup strategies, up to a tree depth of three, enhancing the robustness of their communication. In terms of Smart Home platforms, Tuya seems the least robust one, providing next to no backup strategy. This can be partly explained by

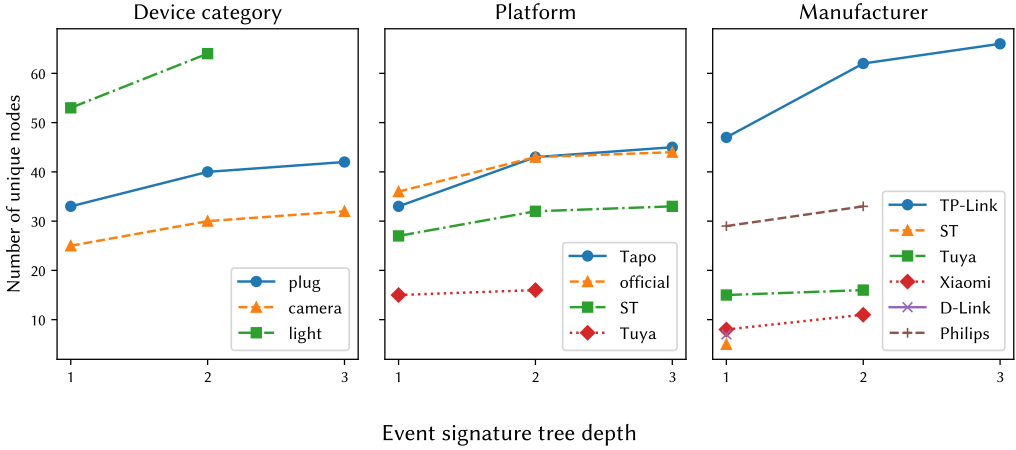


Fig. 8. CDF: unique nodes discovered per tree depth, grouped per device type, platform, and manufacturer. "ST" stands for SmartThings.

the mostly cloud-based nature of their platform: if communication with the cloud fails, there is no other way to circumvent the broken communication path.

A possible way to increase the number of interactions to investigate, and potentially the number of discovered communication patterns, is to include experimental setups where two or more IoT devices communicate with each other. In most home automation solutions, actions involving multiple devices, such as switching on a lamp by a movement sensor, are centrally managed by a dedicated hub, but some devices on the market support control message exchanges between devices without a hub. We deem as future work to cover this kind of traffic. We argue that our methodology can still be applied, albeit with some modifications: on the one hand, the setup of such device interactions on a home automation platform, and on the other hand a broader traffic filter inside the LAN, to accommodate all devices potentially taking part to the interactions.

5 Related Work

Coinciding with the popularity of the IoT paradigm, research about IoT device profiling has been fruitful in the last years. Such works lie at differing layers of abstraction, which can be classified along two, orthogonal axes:

- *Object abstraction*: which semantic unit is profiled, from individual events, to single devices, to the complete network.
- *Behavior abstraction*: whether the work intends to profile the low-level network traffic, which can be further dissected into individual packets or aggregate flows, or the higher-level abstract device events retrieved from home automation systems.

Following this classification, our work intends to profile *individual events*, at the *network flow* level enhanced with application-layer data.

In the following, we will summarize works related to ours, while highlighting the differences. We group them into the following sub-topics, which can potentially overlap: algorithms for IoT device signature extraction, Smart Home network behavior models, and Smart Home security systems leveraging such models. Each will also be positioned along the aforementioned abstraction axes, Table 2 showing the resulting classification.

		Object		
		Event	Device	Network
Behavior	Packets	<i>PingPong</i> [51], <i>D-interact</i> [49]	<i>IoTa</i> [30]	De Keersmaecker [29]
	Flows	This work	MUD [38], Hamza [34], Mandalari [39]	De Keersmaecker [29], Girish [33]
	Events	/	<i>BehavIoT</i> [35]	

Table 2. Abstraction levels of Smart Home behavior models

5.1 IoT device behavior model extraction algorithms

Among the numerous proposals for IoT device behavior models, the most widespread is probably the IETF’s MUD standard [38], as it has been standardized and backed up by multiple big players, including Cisco [20]. Subsequently, research leveraging this standard was fueled, including Hamza *et al.*’s solution to generate MUD profiles from network traces of IoT devices’ traffic [34]. The generated profiles, however, suffer from the shortcomings inherent to the MUD standard, namely, among others, the lack of support for protocols other than IP (v4 & v6) on layer 3, and TCP, UDP and ICMP on layer 4.

In an effort similar to ours, Sun *et al.* [49], for their *D-interact* system, designed a mathematical algorithm to extract event signatures, comprising their constitutive network packets, from Smart Home traffic. To extract the signature for an event, their workflow starts by collecting m potentially different packet sequences, each corresponding to one event activation. For each sequence, they compute the Levenshtein distance with all the other sequences. The extracted event signature is the sequence for which the sum of distances is minimal. The main difference with our work is that they use packet-level signatures, whereas we chose to use flow-level signatures, as packet-specific metadata (e.g. packet size) can be subject to network churn and therefore vary from one event execution to the other.

5.2 Smart home network behavior models

Girish *et al.* [33] conducted the first comprehensive analysis of LAN Smart Home traffic. They exhaustively characterized the protocols used, highlighting the security and privacy vulnerabilities, of intra-network device communication.

PingPong, by Trimnada *et al.* [51], is a tool similar to ours: it automatically generates device event signatures by instrumenting the devices. Their abstraction level is however one layer below ours, as their signatures are composed of individual packets. Furthermore, they consider a set of identifying packet features disjoint to ours: they only leverage the packet length and direction, while skipping the flow-representative features we use, i.e. hosts, protocol, and port numbers. They evaluated their strategy to be accurate, but we argue the packet count and length are only precise when the network stays perfectly stable. On the contrary, our research aims to extract signatures taking into account potential network instabilities.

Hu *et al.* proposed *BehavIoT* [35], a system which models the behavior of a whole Smart Home network, with the intent of using it to detect when the network produces unintended behavior, potentially due to unwanted communication, or even a security breach. Their model is twofold: on the one hand, they model individual devices events; on the other hand, cross-device interactions. Their complete model is generated based on the network traffic produced by the devices, and takes the form of a probabilistic Finite State Machine (FSM), representing all the possible event transitions in the home network. By covering all individual device events as well as cross-device interactions,

their work exhibit a broad scope; nevertheless, the model is *ad hoc*, as it can only represent the network in which it was generated.

5.3 Model-based Smart Home security systems

Various research works have leveraged Smart Home network models similar to the aforementioned ones as a component of a security system, intended to protect the home network from unintended traffic.

Duan *et al.*, for their *IoTa* system [30], apply a strategy similar to *PingPong*: they extract packet-level signatures of devices, only considering their length and direction. Subsequently, they model the complete device's network pattern with an FSM, each node representing one packet signature. Additionally, they leveraged the models as a traffic monitoring system: packets which do not comply with the FSM are flagged as unwanted.

De Keersmaecker *et al.* [29] defined a syntax to express to intended behavior of devices, inspired by MUD, while overcoming some of MUD's shortcomings, and including support for traffic related to cross-device interactions. They then built a deny-list firewall system, taking their profiles as configuration files, and leveraging the NFTables Linux firewall [3]; we used their firewall as a building block of our framework.

6 Conclusion

In this article, we presented a novel methodology and framework to extract multi-level signatures from Smart Home device events, whereas existing works are limited to first-level signatures. Our signatures take the form of trees, one per interaction type with the object, with nodes being the constitutive flows. We show that more than half of the devices exhibit "hidden" traffic patterns, only occurring when tampering with the network they are connected to.

The implications for Smart Home network security solutions are primordial. Indeed, whereas they usually only consider first-level signatures, they should encompass the whole tree depth to provide an exhaustive protection, the latter being paramount in networks so close to the user's personal space.

As future work, we would like to apply our methodology to scenarios where multiple Smart Home devices are involved in a single interaction. This is conceptually supported by our methodology, but will require an extension of the mechanisms we used for event triggering. In this case, approaches to further automate the latter should also be investigated.

Statement on ethical issues

No ethical issues were raised by this work. Our device profiling activities are in line with the EU legislation on reverse engineering [32, 53]. All experiments were performed in a controlled environment, and did not involve any user personal data or other privacy concerns.

References

- [1] TIME 2019. *Thousands of Amazon Workers Listen to Alexa Users' Conversations*. TIME. <https://time.com/5568815/amazon-workers-listen-to-alexa/> Accessed: December 2, 2024.
- [2] Philips 2023. *Hue Bridge*. Philips. <https://www.philips-hue.com/en-us/p/hue-bridge/046677458478> Accessed: December 5, 2024.
- [3] Netfilter 2023. *The netfilter.org "nftables" project*. Netfilter. <https://www.netfilter.org/projects/nftables/index.html> Accessed: August 24, 2023.
- [4] Alecto Home 2024. *Alecto SMART-BULB10 DUO - Smart LED colour lamp with Wi-Fi, 2 pack*. Alecto Home. <https://alectohome.com/products/alecto-smart-bulb10-duo-smart-wifi-led-lamp-2-pack-wit> Accessed: December 5, 2024.
- [5] Google 2024. *Android Debug Bridge (adb)*. Google. <https://developer.android.com/tools/adb> Accessed: December 4, 2024.

- [6] TP-Link 2024. *CORE-X4: professional, efficient and practical smartphone*. TP-Link. https://www.crosscall.com/en_GB/core-x4-COX4.MASTER.html Accessed: December 5, 2024.
- [7] D-Link 2024. *DCS-8000LH Mini HD WiFi Camera*. D-Link. <https://www.dlink.com/uk/en/products/dcs-8000lh-mini-hd-wifi-camera> Accessed: December 5, 2024.
- [8] Samsung 2024. *Do the SmartThings! Control your home with ease*. Samsung. <https://www.samsung.com/us/smarthings> Accessed: December 2, 2024.
- [9] NETGEAR Security Team 2024. *Every 24 Hours, Home Networks See an Average of 10 Attacks. Is Your Network Secure?* NETGEAR Security Team. <https://www.netgear.com/hub/network/2024-iot-threat-report> Accessed: November 6, 2024.
- [10] TP-Link 2024. *HS110 | Kasa Smart Wi-Fi Plug with Energy Monitoring*. TP-Link. <https://www.tp-link.com/en/home-networking/smart-plug/hs110> Accessed: December 5, 2024.
- [11] Philips 2024. *Hue White and Color Ambiance A60 - E27 smart bulb - 800*. Philips. <https://www.philips-hue.com/en-my/p/hue-white-and-color-ambiance-a60---e27-smart-bulb---800/8718696725580> Accessed: December 5, 2024.
- [12] TP-Link Systems Inc. 2024. *Kasa Smart*. TP-Link Systems Inc. https://play.google.com/store/apps/details?id=com.tplink.kasa_android Accessed: October 19, 2024.
- [13] Xiaomi 2024. *Mi Home Security Camera 360°*. Xiaomi. <https://www.mi.com/global/camera-360> Accessed: December 5, 2024.
- [14] Aeotec 2024. *Smart Home Hub*. Aeotec. <https://aeotec.com/products/aeotec-smarthings-hub> Accessed: December 5, 2024.
- [15] Fortune Business Insights 2024. *Smart Home Market Analysis - 2032*. Fortune Business Insights. <https://www.fortunebusinessinsights.com/industry-reports/smart-home-market-101900> Accessed: December 2, 2024.
- [16] Samsung 2024. *Smart Plug (2019)*. Samsung. <https://www.samsung.com/uk/smarthings/outlet/smarthings-smart-plug-gp-wou019bbdwg> Accessed: December 5, 2024.
- [17] TP-Link 2024. *Tapo C200 | Pan/Tilt Home Security Wi-Fi Camera*. TP-Link. <https://www.tp-link.com/en/home-networking/cloud-camera/tapo-c200> Accessed: December 5, 2024.
- [18] TP-Link 2024. *Tapo L530E | Smart Wi-Fi Light Bulb, Multicolor*. TP-Link. <https://www.tp-link.com/en/home-networking/smart-bulb/tapo-l530e> Accessed: December 5, 2024.
- [19] TP-Link 2024. *Tapo P110 | Mini Smart Wi-Fi Socket, Energy Monitoring*. TP-Link. <https://www.tp-link.com/en/home-networking/smart-plug/tapo-p110/v1> Accessed: December 5, 2024.
- [20] Cisco DevNet 2024. *What is MUD?* Cisco DevNet. <https://developer.cisco.com/docs/mud/what-is-mud> Accessed: November 21, 2024.
- [21] Woon 2024. *Woon R5024*. Woon. <https://wooxhome.com/products-c10/power-c2/woox-r5024-smart-plug-eu-p8> Accessed: December 5, 2024.
- [22] Connectivity Standards Alliance 2024. *Zigbee | Complete IoT Solution*. Connectivity Standards Alliance. <https://csa-iot.org/all-solutions/zigbee> Accessed: December 6, 2024.
- [23] Abbas Acar, Hossein Fereidooni, Tigist Abera, Amit Kumar Sikder, Markus Miettinen, Hidayet Aksu, Mauro Conti, Ahmad-Reza Sadeghi, and Selcuk Uluagac. 2020. Peek-a-boo: I see your smart home activities, even encrypted!. In *Proceedings of the 13th ACM Conference on Security and Privacy in Wireless and Mobile Networks (WiSec '20)*. Association for Computing Machinery, New York, NY, USA, 207–218. <https://doi.org/10.1145/3395351.3399421>
- [24] Mukarram A. M. Almuhaaya, Waheb A. Jabbar, Noorazliza Sulaiman, and Suliman Abdulmalek. 2022. A Survey on LoRaWAN Technology: Recent Trends, Opportunities, Simulation Tools and Future Directions. *Electronics* 11, 1 (2022). <https://doi.org/10.3390/electronics11010164>
- [25] Manos Antonakakis, Tim April, Michael Bailey, Matt Bernhard, Elie Bursztein, Jaime Cochran, Zakir Durumeric, J. Alex Halderman, Luca Invernizzi, Michalis Kallitsis, Deepak Kumar, Chaz Lever, Zane Ma, Joshua Mason, Damian Menscher, Chad Seaman, Nick Sullivan, Kurt Thomas, and Yi Zhou. 2017. Understanding the Mirai Botnet. In *26th USENIX Security Symposium (USENIX Security 17)*. USENIX Association, Vancouver, BC, 1093–1110. <https://www.usenix.org/conference/usenixsecurity17/technical-sessions/presentation/antonakakis>
- [26] Christopher W. Badenhop, Scott R. Graham, Benjamin W. Ramsey, Barry E. Mullins, and Logan O. Mailloux. 2017. The Z-Wave routing protocol and its security implications. *Computers & Security* 68 (2017), 112–129. <https://doi.org/10.1016/j.cose.2017.04.004>
- [27] Paolo Baronti, Prashant Pillai, Vince W.C. Chook, Stefano Chessa, Alberto Gotta, and Y. Fun Hu. 2007. Wireless sensor networks: A survey on the state of the art and the 802.15.4 and ZigBee standards. *Computer Communications* 30, 7 (2007), 1655–1695. <https://doi.org/10.1016/j.comcom.2006.12.020> Wired/Wireless Internet Communications.
- [28] Gordon Chu, Noah Apthorpe, and Nick Feamster. 2019. Security and Privacy Analyses of Internet of Things Children’s Toys. *IEEE Internet of Things Journal* 6, 1 (2019), 978–985. <https://doi.org/10.1109/JIOT.2018.2866423>
- [29] François De Keersmaecker, Ramin Sadre, and Cristel Pelsser. 2024. Supervising Smart Home Device Interactions: A Profile-Based Firewall Approach. In *2024 IFIP Networking Conference (IFIP Networking)*. 413–422. <https://doi.org/10.>

23919/IFIPNetworking62109.2024.10619760

- [30] Chenxin Duan, Sainan Li, Hai Lin, Wenqi Chen, Guanglei Song, Chenglong Li, Jiahai Yang, and Zhiliang Wang. 2023. IoTa: Fine-Grained Traffic Monitoring for IoT Devices via Fully Packet-Level Models. *IEEE Transactions on Dependable and Secure Computing* 01 (Dec. 2023), 1–17. <https://doi.org/10.1109/TDSC.2023.3340563> Publisher: IEEE Computer Society.
- [31] Mojtaba Eskandari, Zaffar Haider Janjua, Massimo Vecchio, and Fabio Antonelli. 2020. Passban IDS: An Intelligent Anomaly-Based Intrusion Detection System for IoT Edge Devices. *IEEE Internet of Things Journal* 7, 8 (2020), 6882–6897. <https://doi.org/10.1109/JIOT.2020.2970501>
- [32] European Union. 2009. DIRECTIVE 2009/24/EC OF THE EUROPEAN PARLIAMENT AND OF THE COUNCIL. *Official Journal of the European Union* L 111 (5 May 2009), 16–22.
- [33] Aniketh Girish, Tianrui Hu, Vijay Prakash, Daniel J. Dubois, Srdjan Matic, Danny Yuxing Huang, Serge Egelman, Joel Reardon, Juan Tapiador, David Choffnes, and Narseo Vallina-Rodriguez. 2023. In the Room Where It Happens: Characterizing Local Communication and Threats in Smart Homes. In *Proceedings of the 2023 ACM on Internet Measurement Conference (Montreal QC, Canada) (IMC '23)*. Association for Computing Machinery, New York, NY, USA, 437–456. <https://doi.org/10.1145/3618257.3624830>
- [34] Ayyoob Hamza, Dinesha Ranathunga, Hassan Habibi Gharakheili, Matthew Roughan, and Vijay Sivaraman. 2018. Clear as MUD: Generating, Validating and Applying IoT Behavioral Profiles. In *Proceedings of the 2018 Workshop on IoT Security and Privacy (IoT S&P '18)*. Association for Computing Machinery, New York, NY, USA, 8–14. <https://doi.org/10.1145/3229565.3229566>
- [35] Tianrui Hu, Daniel J. Dubois, and David Choffnes. 2023. BehavIoT: Measuring Smart Home IoT Behavior Using Network-Inferred Behavior Models. In *Proceedings of the 2023 ACM on Internet Measurement Conference*. ACM, Montreal QC Canada, 421–436. <https://doi.org/10.1145/3618257.3624829>
- [36] Tianrui Hu, Daniel J. Dubois, and David Choffnes. 2024. IoT Bricks Over v6: Understanding IPv6 Usage in Smart Homes. In *Proceedings of the 2024 ACM on Internet Measurement Conference (Madrid, Spain) (IMC '24)*. Association for Computing Machinery, New York, NY, USA, 595–611. <https://doi.org/10.1145/3646547.3688457>
- [37] Meral Korkmaz Kuyucu, Şerif Bahtiyar, and Gökhan İnce. 2019. Security and Privacy in the Smart Home: A Survey of Issues and Mitigation Strategies. In *2019 4th International Conference on Computer Science and Engineering (UBMK)*. 113–118. <https://doi.org/10.1109/UBMK.2019.8907037>
- [38] Eliot Lear, Ralph Droms, and Dan Romascanu. 2019. Manufacturer Usage Description Specification. RFC 8520. <https://doi.org/10.17487/RFC8520>
- [39] Anna Maria Mandalari, Daniel J. Dubois, Roman Kolcun, Muhammad Talha Paracha, Hamed Haddadi, and David Choffnes. 2021. Blocking Without Breaking: Identification and Mitigation of Non-Essential IoT Traffic. *Proceedings on Privacy Enhancing Technologies*. <https://petsymposium.org/popets/2021/popets-2021-0075.php>
- [40] Sara Nieves Matheu, José Luis Hernández-Ramos, Salvador Pérez, and Antonio F. Skarmeta. 2019. Extending MUD Profiles Through an Automated IoT Security Testing Methodology. *IEEE Access* 7 (2019), 149444–149463. <https://doi.org/10.1109/ACCESS.2019.2947157>
- [41] M. Hammad Mazhar and Zubair Shafiq. 2020. Characterizing Smart Home IoT Traffic in the Wild. In *2020 IEEE/ACM Fifth International Conference on Internet-of-Things Design and Implementation (IoTDI)*. 203–215. <https://doi.org/10.1109/IoTDI49375.2020.00027>
- [42] Yair Meidan, Michael Bohadana, Yael Mathov, Yisroel Mirsky, Asaf Shabtai, Dominik Breitenbacher, and Yuval Elovici. 2018. N-BaIoT—Network-Based Detection of IoT Botnet Attacks Using Deep Autoencoders. *IEEE Pervasive Computing* 17, 3 (July 2018), 12–22. <https://doi.org/10.1109/MPRV.2018.03367731> Conference Name: IEEE Pervasive Computing.
- [43] TJ OConnor, Reham Mohamed, Markus Miettinen, William Enck, Bradley Reaves, and Ahmad-Reza Sadeghi. 2019. HomeSnitch: behavior transparency and control for smart home IoT devices. In *Proceedings of the 12th Conference on Security and Privacy in Wireless and Mobile Networks (WiSec '19)*. Association for Computing Machinery, New York, NY, USA, 128–138. <https://doi.org/10.1145/3317549.3323409>
- [44] Phillip Rieger, Marco Chilese, Reham Mohamed, Markus Miettinen, Hossein Fereidooni, and Ahmad-Reza Sadeghi. 2023. ARGUS: Context-Based Detection of Stealthy IoT Infiltration Attacks. In *32nd USENIX Security Symposium (USENIX Security 23)*. USENIX Association, Anaheim, CA, 4301–4318. <https://www.usenix.org/conference/usenixsecurity23/presentation/rieger>
- [45] Said Jawad Saidi, Anna Maria Mandalari, Roman Kolcun, Hamed Haddadi, Daniel J. Dubois, David Choffnes, Georgios Smaragdakis, and Anja Feldmann. 2020. A Haystack Full of Needles: Scalable Detection of IoT Devices in the Wild. In *Proceedings of the ACM Internet Measurement Conference (IMC '20)*. Association for Computing Machinery, New York, NY, USA, 87–100. <https://doi.org/10.1145/3419394.3423650>
- [46] Robert Sedgewick and Kevin Wayne. 2011. *Algorithms*. Addison-Wesley Professional.
- [47] Pallavi Sethi and Smruti R. Sarangi. 2017. Internet of Things: Architectures, Protocols, and Applications. *Journal of Electrical and Computer Engineering* 2017, 1 (2017), 9324035. <https://doi.org/10.1155/2017/9324035>

arXiv:<https://onlinelibrary.wiley.com/doi/pdf/10.1155/2017/9324035>

- [48] Simran Singh, Ashlesha Atrey, Mihail L. Sichitiu, and Yannis Viniotis. 2019. Clearer than Mud: Extending Manufacturer Usage Description (MUD) for Securing IoT Systems. In *Internet of Things – ICIOT 2019 (Lecture Notes in Computer Science)*, Valerie Issarny, Balaji Palanisamy, and Liang-Jie Zhang (Eds.). Springer International Publishing, Cham, 43–57. https://doi.org/10.1007/978-3-030-23357-0_4
- [49] Mengjie Sun, Ke Li, Yaowen Zheng, Weidong Zhang, Hong Li, and Limin Sun. 2022. Inferring Device Interactions for Attack Path Discovery in Smart Home IoT. In *Wireless Algorithms, Systems, and Applications*, Lei Wang, Michael Segal, Jenhui Chen, and Tie Qiu (Eds.). Springer Nature Switzerland, Cham, 64–75. https://doi.org/10.1007/978-3-031-19208-1_6
- [50] Haseeb Touqeer, Shakir Zaman, Rashid Amin, Mudassar Hussain, Fadi Al-Turjman, and Muhammad Bilal. 2021. Smart home security: challenges, issues and solutions at different IoT layers. *The Journal of Supercomputing* 77, 12 (2021), 14053–14089.
- [51] Rahmadi Trimananda, Janus Varmarken, Athina Markopoulou, and Brian Demsky. 2020. Packet-Level Signatures for Smart Home Devices. In *Proceedings 2020 Network and Distributed System Security Symposium*. Internet Society, San Diego, CA. <https://doi.org/10.14722/ndss.2020.24097>
- [52] Ishaq Unwala, Zafar Taqvi, and Jiang Lu. 2018. Thread: An IoT Protocol. In *2018 IEEE Green Technologies Conference (GreenTech)*. 161–167. <https://doi.org/10.1109/GreenTech.2018.00037>
- [53] Arne Vidstrom. 2019. *The legal boundaries of reverse engineering in the EU*. Vidstrom Labs. <https://vidstromlabs.com/blog/the-legal-boundaries-of-reverse-engineering-in-the-eu> Accessed: December 6, 2024.
- [54] Yinxin Wan, Kuai Xu, Feng Wang, and Guoliang Xue. 2022. IoT Athena: Unveiling IoT Device Activities From Network Traffic. *IEEE Transactions on Wireless Communications* 21, 1 (Jan. 2022), 651–664. <https://doi.org/10.1109/TWC.2021.3098608> Conference Name: IEEE Transactions on Wireless Communications.
- [55] Zhou Wang, Alan Conrad Bovik, Hamid Rahim Sheikh, and Eero P. Simoncelli. 2004. Image Quality Assessment: From Error Visibility to Structural Similarity. *IEEE Transactions on Image Processing* 13, 4 (2004), 600–612. <https://doi.org/10.1109/TIP.2003.819861>