

Bridging Domain Adaptation and Graph Neural Networks: A Tensor-Based Framework for Effective Label Propagation

Tao Wen^{1*}, Elynn Chen², Yuzhou Chen³, Qi Lei²

¹Dartmouth College ²New York University ³University of California, Riverside
tao.wen.gr@dartmouth.edu, elynn.chen@nyu.edu, yuzhouc@ucr.edu, ql518@nyu.edu

Graph Neural Networks (GNNs) have recently become the predominant tools for studying graph data. Despite state-of-the-art performance on graph classification tasks, GNNs are overwhelmingly trained in a single domain under supervision, thus necessitating a prohibitively high demand for labels and resulting in poorly transferable representations. To address this challenge, we propose the Label-Propagation Tensor Graph Neural Network (LP-TGNN) framework to bridge the gap between graph data and traditional domain adaptation methods. It extracts graph topological information holistically with a tensor architecture and then reduces domain discrepancy through label propagation. It is readily compatible with general GNNs and domain adaptation techniques with minimal adjustment through pseudo-labeling. Experiments on various real-world benchmarks show that our LP-TGNN outperforms baselines by a notable margin. We also validate and analyze each component of the proposed framework in the ablation study.

1. Introduction

Graph data are ubiquitous in a wide variety of fields, with many objects such as chemical compounds, molecules, and social networks that are naturally represented by graphs [1]. The problem of graph classification [2, 3], which aims to predict the properties of whole graphs, is essential in such fields [4]. In recent years, Graph Neural Networks (GNNs) have served as the predominant tool to tackle this problem [2, 5–8]. The bulk of GNNs follow the message-passing framework [5, 9], which involves propagating and aggregating information of centroid nodes and their topological neighbors. They have consistently achieved superior performance on graph learning tasks, thanks to their adaptability, scalability, and capacity of graph representation learning.

Despite their advances, the overwhelming majority of GNNs are trained in a single domain under supervision [2, 10], thus demanding a sufficient number of labels that are often prohibitively expensive [11–13]. For example, labeling graphs of gene interactions is extremely expensive due to the need for expert knowledge, complex data analysis, data quality control, and adherence to ethical and privacy regulations. A consequent approach is domain adaptation, i.e. to train a graph classifier that works well on an unlabeled target domain with a labeled source domain.

Although domain adaptation methods have been extensively studied in computer vision [14–19], such methods for graph classification are challenging to develop due to two fundamental problems: 1) *How to effectively extract holistic graph representations?* Though GNNs have demonstrated superior performance in most cases, they are intrinsically unable to fully capture relevant connectivity information, such as higher-order interactions between atoms and ring-ring interactions within a molecule that are essential in drug discovery [20–22]. In contrast to node or link prediction problems where all samples are from a single graph [23], we are faced with a large number of graphs from distinct feature spaces and domains in graph classification. It is therefore crucial to learn high-quality representations that holistically encompass graph information and are well located in the embedding space for transfer learning, as illustrated in Figure 1. 2) *How to reduce domain discrepancy for*

*Work performed while at NYU.

graphs? While domain adaptation methods are well-studied in computer vision, their applicability often relies on assumptions such as selection bias (suited for unstructured data) or environmental changes (attributing spurious correlations to factors like background information) [17, 24–26]. These assumptions, however, are not directly transferable to structured data such as graphs.

To address the challenges above, we propose to study the general framework that consists of 1) a graph encoder that extracts holistic graph representation and preserves graph similarities under its geometric distance, thus 2) readily and effectively integrates with certain domain adaptation methods. Under the general framework, we propose a model named **Label-Propagation Tensor Graph Neural Network (LP-TGNN)**. Specifically, our choice of graph encoder TGNN partially stems from the recent TTG-NN [28] and consists of two branches that learn graph information both locally and globally. On the one hand, a graph convolutional branch follows the message-passing framework and stacks outputs of different graph convolutional network layers [5] to enhance its expressive power. On the other hand, a topological learning branch combines persistent images from multiple filtration functions of Persistent Homology (PH), thus extracting the graph topological information from multiple perspectives. This design is achievable thanks to a Tensor Transformation layer (TTL) that seamlessly integrates multiple attributes while efficiently preserving the discriminative features by tensor low-rank decomposition. We investigate how different graph embeddings measure graph discrepancies in Euclidean distance with visualization in Figure 2. The scatterplots show that TTG-NN preserves in-group distance better than the expressive GIN [2], regardless of the domains. Such findings motivate us to utilize TTG-NN to convert the structured graph information to vector values that general domain adaptation techniques will apply.

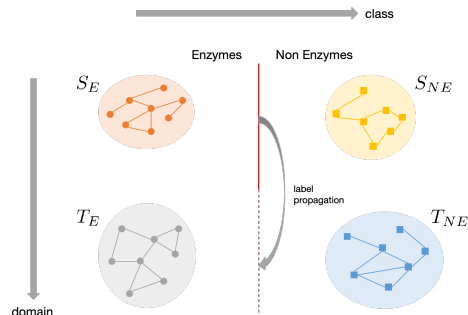


Figure 1: A visualization of domain adaptation on graph classification. The red line is the decision boundary of an Enzyme versus Non-Enzyme classifier trained on S_E and S_{NE} . The labels can transfer from the source domain to the target domain via methods such as label propagation [26]. For effective label propagation between domains, the intra-class distance is supposed to be smaller than the inter-class distance [27]. For instance, T_E should be closer to S_E than to S_{NE} .

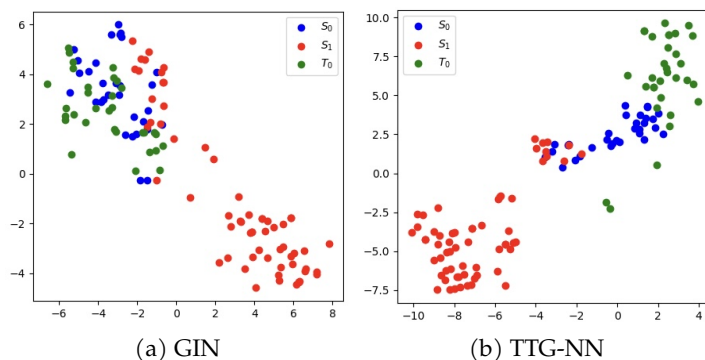


Figure 2: An illustration of representations produced by the TTG-NN and the state-of-the-art GIN [2] on the MUTAG dataset [29]. While both graph encoders separate the three clusters effectively, TTG-NN well preserves the in-group distance with green points (T_0) and blue points (S_0) and pushes away data from a different group: red points (S_1). Embeddings plotted using t-SNE [30].

A substantial caveat for adversarial-based domain adaptation methods [24, 31] is that they can lose critical discriminative information on the target domain by forcing domain-invariant representations.

On the contrary, label propagation [26] reduces domain discrepancy through regularization. It encourages the predictions in a set of neighboring data samples to be stable via consistency regularization. With well-spaced representations, as shown in Figure 1 and 2, the label information can propagate from the source domain to the target domain. However, it requires well-defined sample distances for the label information to propagate within neighbor sets. While such distances are easy to define in computer vision tasks, they are ambiguous for structured data like graphs. Rather than directly computing such a distance, we instead define the neighboring set of a target graph to be the source graphs whose *ground-truth labels* are the same as the *pseudo-label* of the target graph, where the pseudo-label is given by a multi-layer-perceptron (MLP) classifier.

In conclusion, our method significantly differs from existing domain-adaptive GNNs as it works in the graph space rather than the node space, takes advantage of expressive GNNs and adapts regularization-based domain adaptation methods without stringent mathematical formulations or forcing invariant representations across domains. Our main contributions are summarized as follows:

- We introduce a framework named LP-TGNN for domain adaptive graph classification that bridges the gap between computer vision domain adaptation methods like label propagation and structured data like graphs. We show that the graph learning ability of TGNN endows its potential to capture the relevance of graphs on the tensor embedding space.
- We design a label propagation scheme to reduce domain discrepancy for graphs. As a regularization method rather than a conventional distribution matching method, label propagation performs well with graph data and can be readily integrated with existing GNNs besides TGNN, resulting in a general framework.
- Experiments on various graph classification benchmarks demonstrate the effectiveness of our proposed framework and showcase the potential of extending domain adaptation methods such as label propagation to domain adaptive graph classification tasks.

2. Related Work

2.1. Graph Classification

Graph classification has enormous applications in various fields [32]. Traditional kernel methods use graph decomposition to capture the similarity in graph sub-structures with specialized kernels. For example, Weisfeiler–Lehman [33] proposes a family of kernels for large graphs with discrete node labels. Recently, Graph Neural Networks have emerged as a primary tool for graph classification [34]. For instance, Graph Convolutional Network [35] updates node representations iteratively by their neighboring nodes. GraphSAGE [6] performs inductive learning by aggregating information from local neighborhoods. GAT [36] uses the attention mechanism to capture dependencies between nodes. To handle large-scale graphs, Top- K pooling [37–39] filters the nodes by their importance scores. Recently, PersLay [40] and RePHINE [41] utilize Persistent Homology to capture graph topological features. Their common limitations are: 1) They fail to exploit the rich semantic and topological graph information holistically from a multi-modal perspective, which is well-addressed in TTG-NN [28]; 2) They overwhelmingly focus on learning from a single domain and in a supervised manner, resulting in poorly transferable representations and prohibitive demand for graph labels.

2.2. Domain Adaptation

Domain adaptation aims to develop models that are transferable from a label-rich source domain to a label-scarce target domain [42, 43]. It has been profoundly investigated for image data with applications including image classification and semantic segmentation [14, 15, 19], and also explored for question-answering models [44, 45]. More complex settings such as multi-source [46] and multi-target [47] domain adaptation have also been studied. In short, the key to domain adaptation is domain alignment. Traditional statistical methods achieve this by explicitly reducing domain discrepancy via statistics such as maximum mean discrepancy [48, 49]. Recently, the conventional

approaches have been based on adversarial learning [31, 47, 50]. These methods typically employ a Gradient Reversal Layer (GRL) to force domain-invariant representations from the feature extractor [24] and utilize pseudo-labeling to allow for self-training [51]. However, while such methods for computer vision have been extensively studied, those for whole graphs are still in the infant stage.

2.3. Graph Domain Adaptation

Recently, a few methods have been proposed to address domain adaptation on graphs, mostly for node classification [23, 52–55]. However, for graph classification, graphs reside in diverse feature spaces instead of a unified space from a single graph as in node classification, leading to a much more challenging problem setting. To tackle this problem, DEAL [56] utilizes adversarial learning for domain alignment and distillation for pseudo-labeling. Furthermore, CoCo [57] advances from adversarial learning to contrastive learning, which consists of coupled branches for graph representation learning and contrasts between branches and domains. DAGRL [58] uses a similar architecture combined with adaptive adversarial perturbation to align source and target domains. Though the problem definition of domain adaptive graph classification has been established in these works, the problem remains under-explored and demands more effective approaches.

3. Preliminaries

Problem formulation. Suppose an attributed graph $\mathcal{G} = (\mathcal{V}, \mathcal{E}, \mathbf{X})$, in which \mathcal{V} is the set of nodes, $\mathcal{E} \in \mathcal{V} \times \mathcal{V}$ is the set of edges, and $\mathbf{X} \in \mathbb{R}^{N \times F}$ is the feature matrix of nodes, where $N = |\mathcal{V}|$ is the number of nodes and F is the dimension of node features. The adjacency matrix $\mathbf{A} \in \mathbb{R}^{N \times N}$ is a symmetric matrix with entries as $a_{ij} = 1$ if an edge exists between nodes i and j and 0 otherwise. Furthermore, \mathbf{D} is the degree matrix of \mathbf{A} with entries as $d_{ii} = \sum_j a_{ij}$.

In the setting of domain adaptive graph classification, we are given a source domain $\mathcal{D}^s = \{(\mathcal{G}_i^s, y_i^s)\}_{i=1}^{n_s}$ with n_s labeled samples and a target domain $\mathcal{D}^t = \{\mathcal{G}_j^t\}_{j=1}^{n_t}$ with n_t unlabeled samples. \mathcal{D}^s and \mathcal{D}^t share the same label space $\mathcal{Y} = \{1, 2, \dots, C\}$ with covariate shifts, i.e. $\mathbb{P}_{\mathcal{D}^s}(\mathbf{X}) \neq \mathbb{P}_{\mathcal{D}^t}(\mathbf{X})$ and $\mathbb{P}_{\mathcal{D}^s}(y|\mathbf{X}) = \mathbb{P}_{\mathcal{D}^t}(y|\mathbf{X})$ [59]. The goal is to learn a graph classification model on $\mathcal{D}^s, \mathcal{D}^t$ that predicts the ground-truth labels in \mathcal{D}^t accurately.

Tensor low-rank structures. The Tucker, CP, and Tensor Train (TT) low-rank are the conventional tensor low-rank structures. Specifically, the Tucker low-rank structure is defined by

$$\mathcal{X} = \mathcal{C} \times_1 \mathbf{U}_1 \times_2 \cdots \times_M \mathbf{U}_M + \mathcal{E}, \quad (1)$$

where $\mathcal{E} \in \mathbb{R}^{D_1 \times \cdots \times D_M}$ is the noise tensor and $\mathcal{C} \in \mathbb{R}^{R_1 \times \cdots \times R_M}$ is the latent core tensor of the true low-rank features, and $\mathbf{U}_m, m \in [M]$ are the loading matrices. CP low-rank is a special case where the core tensor \mathcal{C} has the same dimensions over all modes. TT low-rank is a different kind of low-rank structure that can compress tensors as significantly as CP low-rank while maintaining a stable calculation as Tucker low-rank. With tensor low-rank structures, the Tensor Transformation Layer tackles model complexity and computation concerns that could arise from amalgamating diverse tensor features while preserving the discriminative features.

Persistent Homology. Persistent Homology (PH) is a method from algebraic topology that studies the shape of data across different scales. Given a scale parameter ϵ , PH builds a sequence of simplicial complexes $\mathcal{G}_{\epsilon_1}, \mathcal{G}_{\epsilon_2}, \dots, \mathcal{G}_{\epsilon_n}$, where each \mathcal{G}_{ϵ_i} represents the shape at a specific resolution. As ϵ increases, new features are "born," and some "die" when they merge into larger structures. These changes are recorded in a Persistence Diagram (PD), which is a set of points (b_ρ, d_ρ) in \mathbb{R}^2 . Each point represents a topological feature ρ , where b_ρ is the birth time and d_ρ is the death time. The difference $d_\rho - b_\rho$ is the lifespan of the feature, showing how long it persists across different scales. PD can be further converted to Persistent Image (PI) for computational benefits as detailed in appendix A.2.

4. Methodology

4.1. Overview

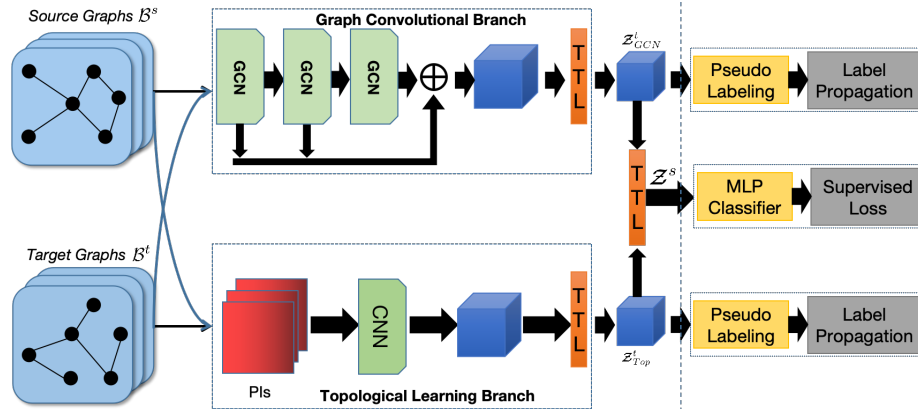


Figure 3: The architecture of the proposed LP-TGNN. The graph mini-batches from both domains are input into both branches. The representations of target samples from each branch are pseudo-labeled by an MLP classifier and each branch is separately regularized by label propagation. Also, the representations of source samples from both branches are concatenated and labeled by the MLP classifier. The model is optimized by the supervised loss and label propagation jointly.

Figure 3 illustrates the architecture of the proposed LP-TGNN. To address the two fundamental problems in Section 1, the model can be decomposed into two components: 1) The backbone encoder of TGNN and 2) The domain alignment method of label propagation. On the one hand, the TGNN holistically encodes graph topological information from a multi-modal perspective through a graph convolutional branch (See Section 4.3) and a topological learning branch (See Section 4.4) with a Tensor Transformation Layer (TTL) (See Section 4.2). On the other hand, an MLP classifier is used to produce the predicted labels for source samples and pseudo-labels for target samples, bridging the two components. The source samples are used to calculate the supervised loss while the target samples are used to calculate the consistency regularization of label propagation (See Section 4.5).

Algorithm 1 LP-TGNN

- 1: **Input:** Source graphs \mathcal{D}^s ; Target graphs \mathcal{D}^t .
 - 2: **Output:** GCN parameters θ ; CNN parameters ϕ ; MLP parameters η ; TTL parameters ψ .
 - 3: **while** not convergence **do**
 - 4: Randomly sample mini-batches \mathcal{B}^s and \mathcal{B}^t from \mathcal{D}^s and \mathcal{D}^t respectively;
 - 5: Forward propagate \mathcal{B}^s and \mathcal{B}^t through both branches of TGNN;
 - 6: Forward propagate the representations of \mathcal{B}^t from each branch, i.e. \mathcal{Z}_{GCN}^t and \mathcal{Z}_{Top}^t through the MLP classifier separately;
 - 7: Forward propagate the representations of \mathcal{B}^s from both branches, i.e. \mathcal{Z}^s through the MLP classifier;
 - 8: Calculate the loss by (9);
 - 9: Update the parameters through backpropagation;
 - 10: **end while**
-

4.2. Tensor Transformation Layer (TTL)

The Tensor Transformation Layer: $\sigma(\mathcal{L}^{(\ell)}(\cdot))$ for $\ell = \{1, 2, \dots, L\}$ preserves the tensor structures of \mathcal{X} of dimension $D = \prod_{m=1}^M D_m$. A deep Tensor Neural Network is a function in the form of

$$f(\mathcal{X}) = \mathcal{L}^{(L+1)} \circ \sigma \circ \mathcal{L}^{(L)} \circ \sigma \dots \circ \mathcal{L}^{(2)} \circ \sigma \circ \mathcal{L}^{(1)}(\mathcal{X}) \quad (2)$$

where $\sigma(\cdot)$ is an element-wise activation function. The linear transformation $\mathcal{L}^{(\ell)}(\cdot)$, and input and output tensor of the ℓ -th layer, i.e. $\mathcal{H}^{(\ell+1)}$ and $\mathcal{H}^{(\ell)}$ are defined by

$$\begin{aligned} \mathcal{L}^{(\ell)}\left(\mathcal{H}^{(\ell)}\right) &:= \left\langle \mathcal{W}^{(\ell)}, \mathcal{H}^{(\ell)} \right\rangle + \mathcal{B}^{(\ell)}, \\ \text{and } \mathcal{H}^{(\ell+1)} &:= \sigma\left(\mathcal{L}^{(\ell)}\left(\mathcal{H}^{(\ell)}\right)\right) \end{aligned} \quad (3)$$

where $\mathcal{H}^{(0)} = \mathcal{X}$ is the input feature tensor, $\langle \cdot, \cdot \rangle$ is the tensor inner product, with a low-rank weight tensor $\mathcal{W}^{(\ell)}$ and a bias tensor $\mathcal{B}^{(\ell)}$. The tensor structure takes effect when we incorporate tensor low-rank structures such as CP, Tucker, and TT.

4.3. Graph Convolutional Branch

The convolutional branch learns the representation of \mathcal{G} following the message-passing framework. It utilizes the adjacency matrix \mathbf{A} and feature matrix \mathbf{X} of \mathcal{G} through a sequence of GCN layers [5]. In each layer, each node representation is updated by combining its representation and the aggregated representations of its neighbors from the previous layer. Formally, the representation of \mathcal{G} at the ℓ -th layer is given by

$$\mathbf{H}_{\mathcal{G}}^{(\ell)} = \sigma\left(\hat{\mathbf{A}}^{\tau} \mathbf{H}_{\mathcal{G}}^{(\ell-1)} \Theta^{(\ell)}\right) \quad (4)$$

where $\hat{\mathbf{A}} = \tilde{\mathbf{D}}^{-\frac{1}{2}} \tilde{\mathbf{A}} \tilde{\mathbf{D}}^{\frac{1}{2}}$, $\tilde{\mathbf{A}} = \mathbf{A} + \mathbf{I}$, and $\tilde{\mathbf{D}}$ is the degree matrix of $\tilde{\mathbf{A}}$. The initial representation is its feature matrix, i.e. $\mathbf{H}_{\mathcal{G}}^{(0)} = \mathbf{X}$, $\mathbf{H}_{\mathcal{G}}^{(\ell)} \in \mathbb{R}^{N \times D^2}$ for $\ell \in \{1, 2, \dots, L\}$, $\sigma(\cdot)$ is an activation function, and $\Theta^{(\ell)}$ is a trainable weight of the ℓ -th layer. The τ -th power of the normalized adjacency matrix contains statistics from the τ -th step of a random walk on \mathcal{G} , thus enlarging the receptive field of the convolutional operation.

In this branch, different τ -th steps of random walk on \mathcal{G} are combined thanks to TTL, thus boosting the representation power of GCN. Specifically, we first concatenate all representations of the L -layer branch to form a tensor denoted by $\mathcal{Z}_{\mathcal{G}}^{GCN} = \left[\mathbf{H}_{\mathcal{G}}^{(1)}, \mathbf{H}_{\mathcal{G}}^{(2)}, \dots, \mathbf{H}_{\mathcal{G}}^{(L)}\right]$, then feed the tensor into TTL as $\mathcal{H}^{(0)} = \mathcal{Z}_{\mathcal{G}}^{GCN}$, whose ℓ -th layer is defined in (3). Here $\mathcal{Z}_{\mathcal{G}}^{GCN}$ is reshaped to a dimension of $N \times L \times D \times D$ to facilitate TTL since the output tensors of both branches should have the same number of dimensions (See Section 4.4), as we set the size of $\mathbf{H}_{\mathcal{G}}^{(\ell)}$ as $N \times D^2$ so that $\mathcal{Z}_{\mathcal{G}}^{GCN}$ can be unfolded into four dimensions.

4.4. Topological Learning Branch

The topological branch extracts the topological information of a graph \mathcal{G} through Persistent Homology. In detail, to capture the topological information of \mathcal{G} , we employ K vertex filtration functions: $f_i : \mathcal{V} \mapsto \mathbb{R}$ for $i = \{1, \dots, K\}$. Each filtration function f_i gradually reveals one specific topological structure at different levels of connectivity, such as node degree (degree centrality score), node flow information (betweenness centrality score), information spread capability (closeness centrality score), etc. With each filtration function f_i , we can construct a set of Q persistence images (PIs) of resolution $P \times P$ from their persistence diagrams.

We further combine the Q persistence images of resolution $P \times P$ from K distinct filtration functions to form a PI tensor denoted by $\mathcal{X}_{\mathcal{G}}$ of size $K \times Q \times P \times P$, which extracts and preserves the multi-modal topological features concealed in \mathcal{G} simultaneously. Note the PIs for a given \mathcal{G} are deterministic, thus to make the branch learnable, we append a convolutional neural network (CNN) layer and a pooling layer to further process the PI tensor. Formally,

$$\mathcal{Z}_{\mathcal{G}}^{Top} = \begin{cases} f_{\text{CNN}}(\mathcal{X}_{\mathcal{G}}) & \text{if } Q = 1 \\ \xi_{\text{POOL}}(f_{\text{CNN}}(\mathcal{X}_{\mathcal{G}})) & \text{if } Q > 1 \end{cases} \quad (5)$$

where f_{CNN} is a CNN layer and ξ_{POOL} is a pooling layer such as average pooling or max pooling to ensure a fixed tensor size regardless of the value of Q . Similarly, $\mathcal{Z}_{\mathcal{G}}^{Top}$ is then fed into TTL as $\mathcal{H}^{(0)} = \mathcal{Z}_{\mathcal{G}}^{Top}$, whose ℓ -th layer is defined in (3).

4.5. Label Propagation

To achieve domain adaptive graph classification, we further leverage label propagation [26] to regularize both branches. In general, label propagation spreads trustworthy labels obtained from a source task to neighboring data points (possibly in the target domain) through consistency regularization. The underlying intuition is that *neighboring data* should have similar labels. Therefore, its success heavily depends on an appropriate *distance metric* that defines what neighboring data is exactly, which can be particularly challenging to define for structured data, such as graphs. To avoid this obstacle, for a given target sample \mathcal{G}_j^t , we consider its neighbor set to be the *source samples* whose *ground-truth labels* are the same as the *pseudo-label* of that target sample, i.e.

$$\Pi_j := \{i | y_i^s = \hat{y}_j^t, \mathcal{G}_i^s \in \mathcal{B}^s\}, \mathcal{G}_j^t \in \mathcal{B}^t \quad (6)$$

where $\hat{y}_j^t = \arg \max(q_j^t)$ is its pseudo-label, $q_j^t = \text{MLP}(\mathcal{Z}_j^t)$ is its logits, and $\mathcal{Z}_j^t = \text{Enc}(\mathcal{G}_j^t)$ is its representation from either branch.

Following [26], we implement the consistency regularization from FixMatch [60], i.e.

$$\mathcal{L}_{reg} = \frac{1}{|\mathcal{B}^t|} \sum_{\mathcal{G}_j^t \in \mathcal{B}^t} \mathbb{1}(\max(q_j^t) > \tau) H(\hat{y}_j^t, q_j^s) \quad (7)$$

where τ is a threshold to ensure that only target samples with sufficiently confident pseudo-labels are considered. $H(\cdot, \cdot)$ is the cross entropy, and $q_j^s = \text{MLP}(\mathcal{Z}_j^s)$. Here \mathcal{Z}_j^s represents the aggregated representations of its neighbor set, e.g. $\mathcal{Z}_j^s = \text{AVG}(\{\mathcal{Z}_i^s\}_{i \in \Pi_j})$, where $\mathcal{Z}_i^s = \text{Enc}(\mathcal{G}_i^s)$. We denote the regularization term from each branch as \mathcal{L}_{reg}^{GCN} and \mathcal{L}_{reg}^{Top} respectively. The two branches are separately regularized as they serve different roles, where the GCN branch plays a major role in graph representation learning, while the other branch provides auxiliary topological information.

For a source sample, we combine its representations from both branches and use it to calculate the supervised loss:

$$\mathcal{L}_{sup} = \frac{1}{|\mathcal{B}^s|} \sum_{\mathcal{G}_i^s \in \mathcal{B}^s} H(y_i^s, q_i^s) \quad (8)$$

Here q_i^s is its logits. Finally, the supervised loss and the two consistency regularization terms are combined to form the overall objective and jointly optimize the whole framework:

$$\mathcal{L} = \mathcal{L}_{sup} + \mathcal{L}_{reg}^{GCN} + \mathcal{L}_{reg}^{Top}. \quad (9)$$

5. Experiments

5.1. Experiment Setup

Datasets. Following [57], we tailor various datasets including MUTAG, Mutagenicity, PROTEINS, DD, BZR, and COX2 from the popular graph classification benchmark TUDataset [1] to the setting of domain adaptation. For convenience, P, D, C, CM, B, BM are respectively short for PROTEINS, DD, COX2, COX2_MD, BZR, BZR_MD. To construct domain discrepancies, we separate Mutagenicity into four same-size subsets (i.e., M0, M1, M2, M3) by edge density quartiles. The details of the datasets are in appendix A.3.

Baselines. We validate the performance of the proposed LP-TGNN against various state-of-the-art methods, including one graph kernel method WL Subtree [61], four graph neural network methods including GCN [5], GIN [2], CIN [62], GMT [63], four domain adaptive image classification methods including CDAN [31], ToAlign [64], MetaAlign [65], DUA [66], and two domain adaptive graph classification methods including DEAL [56] and CoCo [57]. Their details are in appendix A.4.

Implementation details. We conduct our experiments on one NVIDIA Quadro RTX 8000 GPU card with up to 48GB of memory. The LP-TGNN is trained by the Adam optimizer with a learning rate in $\{0.01, 0.05, 0.1\}$. The hidden dimension and batch size are both set as 32. All activation functions are set

as ReLU. We employ a three-layer GCN in the convolutional branch. For the topological branch, we use four filtration functions, i.e. degree, betweenness, eigenvector, and closeness, set Q in (5) as 1 and the PI dimension as 50×50 . We follow [28] for the choices of tensor low-rank structures. We use the CNN as a 2D convolutional layer followed by a max-pooling layer. The classifier is a two-layer MLP with batch normalization and a dropout rate of 0.5. The threshold for label propagation, i.e. τ in Eq (7) is set as 0.8. We train the model on all the labeled source samples and all the unlabeled target samples, and evaluate on the ground-truth labels of target samples that are hidden in training by accuracy as in [54]. The code is available at <https://github.com/TaoWen0309/Label-Propagation-GNN>.

5.2. Performance Comparison

From Table 1, we observe that 1) LP-TGNN achieves the best performance overall, also LP-GIN reaches the same average accuracy with CoCo and outperforms DEAL; 2) On average, vanilla domain adaptation methods outperform supervised graph learning methods even as they were not developed for graphs, which further demonstrates the low transferability of current graph learning methods. To sum up, our framework tackles domain adaptive graph classification tasks for two key reasons: (i) The high-quality representations produced by GIN and TGNN which are essential for label propagation, and (ii) the efficacy of label propagation in reducing domain discrepancies while maintaining discriminative information, without the strenuous need to define a strict distance between graph samples or a contrived GNN architecture.

Table 1: The classification accuracy (in %) on PROTEINS, COX2, and BZR (source→target).

METHODS	P→D	D→P	C→CM	CM→C	B→BM	BM→B	Avg.
WL SUBTREE	72.9	41.1	48.8	78.2	51.3	78.8	61.9
GCN	58.7	59.6	51.1	78.2	51.3	71.2	61.7
GIN	61.3	56.8	51.2	78.2	48.7	78.8	62.5
CIN	62.1	59.7	57.4	61.5	54.2	72.6	61.3
GMT	62.7	59.6	51.2	72.2	52.8	71.3	61.6
CDAN	59.7	64.5	59.4	78.2	57.2	78.8	66.3
TOALIGN	62.6	64.7	51.2	78.2	58.4	78.7	65.7
METALIGN	60.3	64.7	51.0	77.5	53.6	78.5	64.3
DUA	61.3	56.9	51.3	69.5	56.4	70.2	60.9
DEAL	76.2	63.6	62.0	78.2	58.5	78.8	69.6
CoCo	74.6	67.0	61.1	79.0	62.7	78.8	70.5
LP-GIN	64.0	71.2	59.1	78.2	69.3	81.0	70.5
LP-TGNN	73.6	69.2	63.4	78.2	67.6	78.8	71.8

5.3. Ablation Study

To validate the effectiveness of each component in LP-TGNN, we design the ablation experiments on Mutagenicity as shown in Table 2. Specifically, 1) LP-TGNN/TOPO removes the topological learning branch; 2) LP-TGNN/CONV removes the graph convolutional branch; 3) LP-TGNN/SUP removes the supervised loss \mathcal{L}_{sup} , and 4) LP-TGNN/LP removes the consistency regularization \mathcal{L}_{reg}^{GCN} and \mathcal{L}_{reg}^{Top} . Moreover, we compare the results against the state-of-the-art GIN [2] by applying distribution matching and label propagation to GIN, denoted by DM-GIN and LP-GIN respectively. We also add the results of label propagation with GAT [36] and GraphSAGE [6], i.e. LP-GAT and LP-SAGE.

We have the following observations from Table 2: 1) By comparing DM-GIN and LP-GIN, it is evident that label propagation significantly outperforms distribution matching in this task. Therefore, it is inappropriate to directly apply adversarial-based domain adaptation techniques to graphs. 2) By comparing LP-TGNN/TOPO and LP-TGNN/CONV, we can further verify the different roles of the two branches. In other words, the representation learning of the convolutional branch is crucial, while the topological learning of the other branch provides supplementary information. 3) By comparing LP-TGNN/SUP and LP-TGNN/LP, we can claim that both supervised loss and consistency regularization are indispensable. More interestingly, for either method, the results on

the same target domain are identical for any source domain (except LP-TGNN/SUP on M2→M1), indicating that the framework would lose its transferability without either of the terms. 4) LP-GAT, -GraphSAGE, -GIN have all obtained good performance on several single tasks, while LP-TGNN achieves the best performance overall and ascends especially when M3 is involved, also LP-GIN reaches competitive average accuracy, demonstrating the efficacy of our proposed general framework.

Table 2: The ablation results (in %) on Mutagenicity (source→target).

METHODS	M0→M1	M1→M0	M0→M2	M2→M0	M0→M3	M3→M0	M1→M2	M2→M1	M1→M3	M3→M1	M2→M3	M3→M2	Avg.
DM-GIN	74.6	50.3	63.3	50.3	54.8	46.3	67.0	71.8	49.8	68.6	52.8	63.4	59.4
LP-GIN	76.0	69.3	69.6	70.0	60.2	67.9	75.9	81.6	63.7	61.3	62.3	67.7	68.8
LP-GAT	75.4	70.2	71.2	70.8	58.8	59.3	74.5	77.4	57.8	48.3	57.6	56.7	64.8
LP-SAGE	76.5	69.6	71.9	69.6	60.9	60.2	74.6	78.4	57.6	57.7	62.3	66.7	67.2
LP-TGNN/Topo	74.7	47.7	71.3	51.0	56.5	58.6	63.5	74.8	56.4	70.0	62.2	69.2	63.0
LP-TGNN/Conv	32.6	61.1	37.3	55.3	53.1	55.2	65.8	72.8	53.1	32.6	53.1	62.7	52.9
LP-TGNN/Sup	67.4	55.2	37.3	55.2	53.1	55.2	37.3	32.6	53.1	67.4	53.1	37.3	50.4
LP-TGNN/LP	67.4	44.8	62.7	44.8	46.9	44.8	62.7	67.4	46.9	67.4	46.9	62.7	55.5
LP-TGNN	76.6	71.9	70.8	69.7	62.9	65.2	75.7	77.1	64.9	71.5	64.2	72.8	70.3

5.4. Synthetic Study

The label propagation method was rigorously proved to perform well in computer vision domain adaptation with subpopulation shift [26]. To validate this property in the graph space, we design a synthetic study on MUTAG. Specifically, the negative and positive sample size ratio is approximated to be 1:2 in the source domain and 2:1 in the target domain, constituting a significant subpopulation shift. The performance of the GIN and TGNN methods is listed in Table 3, from which we observe that for the simulated subpopulation shift task: 1) LP-GIN significantly outperforms DM-GIN, achieving competitive performance; 2) Both terms of supervised loss and consistency regularization are important; 3) The topological branch is more pronounced compared with that in Table 2.

5.5. Quality of Pseudo-labels

Below we show the quality of pseudo-labels on the Mutagenicity tasks. We report the accuracy for the convolutional branch as it plays a major role in representation learning, and the pseudo-labels are filtered by the confidence threshold first as in (7). We can observe that on average, there exists a positive correlation between pseudo-label and classification accuracy, which further demonstrates the quality of pseudo-labels as the bridge between graph representations and label propagation.

Table 3: The classification accuracy (in %) on the simulated subpopulation shift task.

METHODS	ACCURACY
DM-GIN	78.7
LP-GIN	89.4
LP-TGNN/TOPO	78.7
LP-TGNN/CONV	80.9
LP-TGNN/SUP	68.1
LP-TGNN/LP	89.4
LP-TGNN	93.6

Table 4: The pseudo-label and classification accuracy (in%) on Mutagenicity (source→target).

ACCURACY	M0→M1	M1→M0	M0→M2	M2→M0	M0→M3	M3→M0	M1→M2	M2→M1	M1→M3	M3→M1	M2→M3	M3→M2
PSEUDO-LABEL	93.3	81.3	94.5	83.4	67.6	80.6	88.3	91.1	67.6	85.7	68.6	86.0
CLASSIFICATION	76.6	71.9	70.8	69.7	62.9	65.2	75.7	77.1	64.9	71.5	64.2	72.8

6. Conclusion

This work addresses the domain adaptive graph classification problem by proposing a framework named LP-TGNN. Extensive experiment results on various benchmarks validate the efficacy of the proposed LP-TGNN. Besides, the competitive performance of LP-GIN and other baselines showcases the general applicability of our framework. Our work serves as a solid step toward transferable GNNs, as most GNNs so far are trained under full supervision in a single domain. Future work may extend the approach to large-scale datasets and more complex settings, such as multi-label classification and multi-target domain adaptation.

Acknowledgments

This material is based upon work supported by the U.S. Department of Energy, Office of Science Energy Earthshot Initiative as part of the project "Learning reduced models under extreme data conditions for design and rapid decision-making in complex systems" under Award #DE-SC0024721.

This work was supported in part by the National Science Foundation under Grant DMS-2412577. Any opinions, findings, and conclusions or recommendations expressed in this material are those of the author(s) and do not necessarily reflect the views of the National Science Foundation.

References

- [1] Christopher Morris, Nils M. Kriege, Franka Bause, Kristian Kersting, Petra Mutzel, and Marion Neumann. TUDataset: A collection of benchmark datasets for learning with graphs. In *ICML 2020 Workshop on Graph Representation Learning and Beyond (GRL+ 2020)*, 2020. URL www.graphlearning.io.
- [2] Keyulu Xu, Weihua Hu, Jure Leskovec, and Stefanie Jegelka. How powerful are graph neural networks? In *Proceedings of International Conference on Learning Representations*, 2018.
- [3] Zhitao Ying, Jiaxuan You, Christopher Morris, Xiang Ren, Will Hamilton, and Jure Leskovec. Hierarchical graph representation learning with differentiable pooling. In *Advances in Neural Information Processing Systems*, volume 31, 2018.
- [4] Ryosuke Kojima, Shoichi Ishida, Masateru Ohta, Hiroaki Iwata, Teruki Honma, and Yasushi Okuno. kGCN: a graph-based deep learning framework for chemical structures. *Journal of Cheminformatics*, 12(1), 5 2020. doi: 10.1186/s13321-020-00435-6. URL <https://jcheminf.biomedcentral.com/articles/10.1186/s13321-020-00435-6>.
- [5] Thomas N. Kipf and Max Welling. Semi-supervised classification with graph convolutional networks. In *International Conference on Learning Representations*, 2017. URL <https://openreview.net/forum?id=SJU4ayYgl>.
- [6] Will Hamilton, Zhitao Ying, and Jure Leskovec. Inductive representation learning on large graphs. *Advances in neural information processing systems*, 30, 2017.
- [7] Moshe Eliasof, Lars Ruthotto, and Eran Treister. Improving graph neural networks with learnable propagation operators. In Andreas Krause, Emma Brunskill, Kyunghyun Cho, Barbara Engelhardt, Sivan Sabato, and Jonathan Scarlett, editors, *Proceedings of the 40th International Conference on Machine Learning*, volume 202 of *Proceedings of Machine Learning Research*, pages 9224–9245. PMLR, 23–29 Jul 2023. URL <https://proceedings.mlr.press/v202/eliasof23b.html>.
- [8] Karolis Martinkus, Pál András Papp, Benedikt Schesch, and Roger Wattenhofer. Agent-based graph neural networks. In *The Eleventh International Conference on Learning Representations*, 2023. URL <https://openreview.net/forum?id=8WTAh0tj2jC>.
- [9] Justin Gilmer, Samuel S. Schoenholz, Patrick F. Riley, Oriol Vinyals, and George E. Dahl. Neural message passing for quantum chemistry. In Doina Precup and Yee Whye Teh, editors, *Proceedings of the 34th International Conference on Machine Learning*, volume 70 of *Proceedings of Machine Learning Research*, pages 1263–1272. PMLR, 06–11 Aug 2017. URL <https://proceedings.mlr.press/v70/gilmer17a.html>.
- [10] Petar Veličković, Guillem Cucurull, Arantxa Casanova, Adriana Romero, Pietro Lio, and Yoshua Bengio. Graph attention networks. *Proceedings of the International Conference on Learning Representations*, 2018.

- [11] Zhongkai Hao, Chengqiang Lu, Zhenya Huang, Hao Wang, Zheyuan Hu, Qi Liu, Enhong Chen, and Cheekong Lee. Asgn: An active semi-supervised graph neural network for molecular property prediction. In *Proceedings of the 26th ACM SIGKDD International Conference on Knowledge Discovery & Data Mining*, pages 731–752, 2020.
- [12] Vignesh Kothapalli. Randomized schur complement views for graph contrastive learning. In *International Conference on Machine Learning*, 2023.
- [13] Junran Wu, Xueyuan Chen, Bowen Shi, Shangzhe Li, and Ke Xu. SEGA: Structural entropy guided anchor view for graph contrastive learning. In Andreas Krause, Emma Brunskill, Kyunghyun Cho, Barbara Engelhardt, Sivan Sabato, and Jonathan Scarlett, editors, *Proceedings of the 40th International Conference on Machine Learning*, volume 202 of *Proceedings of Machine Learning Research*, pages 37293–37312. PMLR, 23–29 Jul 2023. URL <https://proceedings.mlr.press/v202/wu23a.html>.
- [14] Ximei Wang, Liang Li, Weirui Ye, Mingsheng Long, and Jianmin Wang. Transferable attention for domain adaptation. *Proceedings of the AAAI Conference on Artificial Intelligence*, 33(01): 5345–5352, Jul. 2019. doi: 10.1609/aaai.v33i01.33015345. URL <https://ojs.aaai.org/index.php/AAAI/article/view/4472>.
- [15] Jiangtao Peng, Yi Huang, Weiwei Sun, Na Chen, Yujie Ning, and Qian Du. Domain adaptation in remote sensing image classification: A survey. *IEEE Journal of Selected Topics in Applied Earth Observations and Remote Sensing*, 15:9842–9859, 2022. doi: 10.1109/JSTARS.2022.3220875.
- [16] Ziliang Samuel Zhong, Xiang Pan, and Qi Lei. Bridging domains with approximately shared features. *arXiv preprint arXiv:2403.06424*, 2024.
- [17] Qi Lei, Wei Hu, and Jason Lee. Near-optimal linear regression under distribution shift. In *International Conference on Machine Learning*, pages 6164–6174. PMLR, 2021.
- [18] Hoang Phan, Andrew Gordon Wilson, and Qi Lei. Controllable prompt tuning for balancing group distributional robustness. *arXiv preprint arXiv:2403.02695*, 2024.
- [19] Gabriela Csurka, Riccardo Volpi, and Boris Chidlovskii. Unsupervised domain adaptation for semantic image segmentation: a comprehensive survey, 2021.
- [20] Jiaxuan You, Bowen Liu, Zhitao Ying, Vijay Pande, and Jure Leskovec. Graph convolutional policy network for goal-directed molecular graph generation. *Advances in neural information processing systems*, 31, 2018.
- [21] Kexin Huang, Cao Xiao, Lucas M Glass, Marinka Zitnik, and Jimeng Sun. Skipgnn: predicting molecular interactions with skip-graph networks. *Scientific reports*, 10(1):1–16, 2020.
- [22] Ruoxi Sun, Hanjun Dai, and Adams Wei Yu. Does gnn pretraining help molecular representation? *Advances in Neural Information Processing Systems*, 35:12096–12109, 2022.
- [23] Yuning You, Tianlong Chen, Zhangyang Wang, and Yang Shen. Graph domain adaptation via theory-grounded spectral regularization. In *The Eleventh International Conference on Learning Representations*, 2023. URL <https://openreview.net/forum?id=0ysfLgrk8mk>.
- [24] Yaroslav Ganin, Evgeniya Ustinova, Hana Ajakan, Pascal Germain, Hugo Larochelle, François Laviolette, Mario March, and Victor Lempitsky. Domain-adversarial training of neural networks. *Journal of Machine Learning Research*, 17(59):1–35, 2016. URL <http://jmlr.org/papers/v17/15-239.html>.
- [25] A. Tuan Nguyen, Toan Tran, Yarin Gal, Philip Torr, and Atılım Gunes Baydin. KL guided domain adaptation. In *International Conference on Learning Representations*, 2022. URL <https://openreview.net/forum?id=0JzqU1IVVdd>.

- [26] Tianle Cai, Ruiqi Gao, Jason Lee, and Qi Lei. A theory of label propagation for subpopulation shift. In Marina Meila and Tong Zhang, editors, *Proceedings of the 38th International Conference on Machine Learning*, volume 139 of *Proceedings of Machine Learning Research*, pages 1170–1182. PMLR, 18–24 Jul 2021. URL <https://proceedings.mlr.press/v139/cai21b.html>.
- [27] Jeff Z. HaoChen, Colin Wei, Ananya Kumar, and Tengyu Ma. Beyond separability: Analyzing the linear transferability of contrastive representations to related subpopulations. In S. Koyejo, S. Mohamed, A. Agarwal, D. Belgrave, K. Cho, and A. Oh, editors, *Advances in Neural Information Processing Systems*, volume 35, pages 26889–26902. Curran Associates, Inc., 2022. URL https://proceedings.neurips.cc/paper_files/paper/2022/file/ac112e8ffc4e5b9ece32070440a8ca43-Paper-Conference.pdf.
- [28] Tao Wen, Elynn Chen, and Yuzhou Chen. Tensor-view topological graph neural network. In Sanjoy Dasgupta, Stephan Mandt, and Yingzhen Li, editors, *Proceedings of The 27th International Conference on Artificial Intelligence and Statistics*, volume 238 of *Proceedings of Machine Learning Research*, pages 4330–4338. PMLR, 02–04 May 2024. URL <https://proceedings.mlr.press/v238/wen24a.html>.
- [29] A K Debnath, R L Lopez de Compadre, G Debnath, A J Shusterman, and C Hansch. Structure-activity relationship of mutagenic aromatic and heteroaromatic nitro compounds. correlation with molecular orbital energies and hydrophobicity. *J. Med. Chem.*, 34(2):786–797, February 1991.
- [30] Laurens van der Maaten and Geoffrey Hinton. Visualizing data using t-sne. *Journal of Machine Learning Research*, 9(86):2579–2605, 2008. URL <http://jmlr.org/papers/v9/vandermaaten08a.html>.
- [31] Mingsheng Long, Zhangjie Cao, Jianmin Wang, and Michael I. Jordan. Conditional adversarial domain adaptation. In *Proceedings of the 32nd International Conference on Neural Information Processing Systems*, NIPS’18, page 1647–1657, Red Hook, NY, USA, 2018. Curran Associates Inc.
- [32] Jie Zhou, Ganqu Cui, Shengding Hu, Zhengyan Zhang, Cheng Yang, Zhiyuan Liu, Lifeng Wang, Changcheng Li, and Maosong Sun. Graph neural networks: A review of methods and applications. *AI Open*, 1:57–81, 2020.
- [33] Nino Shervashidze, Pascal Schweitzer, Erik Jan Van Leeuwen, Kurt Mehlhorn, and Karsten M Borgwardt. Weisfeiler-lehman graph kernels. *Journal of Machine Learning Research*, 12(9), 2011.
- [34] Feng Xia, Ke Sun, Shuo Yu, Abdul Aziz, Liangtian Wan, Shirui Pan, and Huan Liu. Graph learning: A survey. *IEEE Trans AI*, 2(2):109–127, 2021.
- [35] Thomas N Kipf and Max Welling. Semi-supervised classification with graph convolutional networks. *Proceedings of the International Conference on Learning Representations*, 2017.
- [36] Petar Veličković, Guillem Cucurull, Arantxa Casanova, Adriana Romero, Pietro Liò, and Yoshua Bengio. Graph attention networks. *Proceedings of International Conference on Learning Representations*, 2018.
- [37] Cătălina Cangea, Petar Veličković, Nikola Jovanović, Thomas Kipf, and Pietro Liò. Towards sparse hierarchical graph classifiers. *Workshop on Relational Representation Learning, NeurIPS*, 2018.
- [38] Hongyang Gao and Shuiwang Ji. Graph u-nets. In *Proceedings of the International Conference on Machine Learning*, pages 2083–2092, 2019.
- [39] M. Horn, E. De Brouwer, M. Moor, Y. Moreau, B. Rieck, and K. Borgwardt. Topological graph neural networks. In *Proceedings of International Conference on Learning Representations*, 2021.

- [40] M. Carrière, F. Chazal, Y. Ike, T. Lacombe, M. Royer, and Y. Umeda. Perslay: A neural network layer for persistence diagrams and new graph topological signatures. In *Proceedings of the International Conference on Artificial Intelligence and Statistics*, pages 2786–2796, 2020.
- [41] Johanna Immonen, Amauri Souza, and Vikas Garg. Going beyond persistent homology using persistent homology. In *37th Conference on Neural Information Processing Systems (NeurIPS)*, 2023. URL <https://nips.cc/>. Conference on Neural Information Processing Systems, NeurIPS ; Conference date: 10-12-2023 Through 16-12-2023.
- [42] Kate Saenko, Brian Kulis, Mario Fritz, and Trevor Darrell. Adapting visual category models to new domains. In Kostas Daniilidis, Petros Maragos, and Nikos Paragios, editors, *Computer Vision – ECCV 2010*, pages 213–226, Berlin, Heidelberg, 2010. Springer Berlin Heidelberg. ISBN 978-3-642-15561-1.
- [43] Yaroslav Ganin and Victor Lempitsky. Unsupervised domain adaptation by backpropagation. In Francis Bach and David Blei, editors, *Proceedings of the 32nd International Conference on Machine Learning*, volume 37 of *Proceedings of Machine Learning Research*, pages 1180–1189, Lille, France, 07–09 Jul 2015. PMLR. URL <https://proceedings.mlr.press/v37/ganin15.html>.
- [44] Anas Awadalla, Mitchell Wortsman, Gabriel Ilharco, Sewon Min, Ian Magnusson, Hannaneh Hajishirzi, and Ludwig Schmidt. Exploring the landscape of distributional robustness for question answering models, 2022.
- [45] John Miller, Karl Krauth, Benjamin Recht, and Ludwig Schmidt. The effect of natural distribution shift on question answering models. In Hal Daumé III and Aarti Singh, editors, *Proceedings of the 37th International Conference on Machine Learning*, volume 119 of *Proceedings of Machine Learning Research*, pages 6905–6916. PMLR, 13–18 Jul 2020. URL <https://proceedings.mlr.press/v119/miller20a.html>.
- [46] Chuan-Xian Ren, Yong-Hui Liu, Xi-Wen Zhang, and Ke-Kun Huang. Multi-source unsupervised domain adaptation via pseudo target domain. *IEEE Transactions on Image Processing*, 31:2122–2135, 2022. ISSN 1941-0042. doi: 10.1109/tip.2022.3152052. URL <http://dx.doi.org/10.1109/TIP.2022.3152052>.
- [47] Subhankar Roy, Evgeny Krivosheev, Zhun Zhong, Nicu Sebe, and Elisa Ricci. Curriculum graph co-teaching for multi-target domain adaptation. In *Proceedings of the IEEE/CVF Conference on Computer Vision and Pattern Recognition*, 2021.
- [48] Eric Tzeng, Judy Hoffman, Ning Zhang, Kate Saenko, and Trevor Darrell. Deep domain confusion: Maximizing for domain invariance, 2014.
- [49] Mingsheng Long, Yue Cao, Jianmin Wang, and Michael Jordan. Learning transferable features with deep adaptation networks. In Francis Bach and David Blei, editors, *Proceedings of the 32nd International Conference on Machine Learning*, volume 37 of *Proceedings of Machine Learning Research*, pages 97–105, Lille, France, 07–09 Jul 2015. PMLR. URL <https://proceedings.mlr.press/v37/long15.html>.
- [50] Hana Ajakan, Pascal Germain, Hugo Larochelle, François Laviolette, and Mario Marchand. Domain-adversarial neural networks, 2015.
- [51] Dong-Hyun Lee. Pseudo-label : The simple and efficient semi-supervised learning method for deep neural networks. *ICML 2013 Workshop : Challenges in Representation Learning (WREPL)*, 07 2013.
- [52] Shikun Liu, Tianchun Li, Yongbin Feng, Nhan Tran, Han Zhao, Qiang Qiu, and Pan Li. Structural re-weighting improves graph domain adaptation. In Andreas Krause, Emma Brunskill, Kyunghyun Cho, Barbara Engelhardt, Sivan Sabato, and Jonathan Scarlett, editors, *Proceedings of the 40th International Conference on Machine Learning*, volume 202 of

Proceedings of Machine Learning Research, pages 21778–21793. PMLR, 23–29 Jul 2023. URL <https://proceedings.mlr.press/v202/liu23u.html>.

- [53] Yizhou Zhang, Guojie Song, Lun Du, Shuwen Yang, and Yilun Jin. Dane: Domain adaptive network embedding. In *Proceedings of the Twenty-Eighth International Joint Conference on Artificial Intelligence, IJCAI-19*, pages 4362–4368. International Joint Conferences on Artificial Intelligence Organization, 7 2019. doi: 10.24963/ijcai.2019/606. URL <https://doi.org/10.24963/ijcai.2019/606>.
- [54] Man Wu, Shirui Pan, Chuan Zhou, Xiaojun Chang, and Xingquan Zhu. Unsupervised domain adaptive graph convolutional networks. In *Proceedings of The Web Conference 2020, WWW '20*, page 1457–1467, New York, NY, USA, 2020. Association for Computing Machinery. ISBN 9781450370233. doi: 10.1145/3366423.3380219. URL <https://doi.org/10.1145/3366423.3380219>.
- [55] Qi Zhu, Natalia Ponomareva, Jiawei Han, and Bryan Perozzi. Shift-robust gnns: Overcoming the limitations of localized graph training data. In M. Ranzato, A. Beygelzimer, Y. Dauphin, P.S. Liang, and J. Wortman Vaughan, editors, *Advances in Neural Information Processing Systems*, volume 34, pages 27965–27977. Curran Associates, Inc., 2021. URL https://proceedings.neurips.cc/paper_files/paper/2021/file/eb55e369affa90f77dd7dc9e2cd33b16-Paper.pdf.
- [56] Nan Yin, Li Shen, Baopu Li, Mengzhu Wang, Xiao Luo, Chong Chen, Zhigang Luo, and Xian-Sheng Hua. Deal: An unsupervised domain adaptive framework for graph-level classification. In *Proceedings of the 30th ACM International Conference on Multimedia, MM '22*, page 3470–3479, New York, NY, USA, 2022. Association for Computing Machinery. ISBN 9781450392037. doi: 10.1145/3503161.3548012. URL <https://doi.org/10.1145/3503161.3548012>.
- [57] Nan Yin, Li Shen, Mengzhu Wang, Long Lan, Zeyu Ma, Chong Chen, Xian-Sheng Hua, and Xiao Luo. CoCo: A coupled contrastive framework for unsupervised domain adaptive graph classification. In Andreas Krause, Emma Brunskill, Kyunghyun Cho, Barbara Engelhardt, Sivan Sabato, and Jonathan Scarlett, editors, *Proceedings of the 40th International Conference on Machine Learning*, volume 202 of *Proceedings of Machine Learning Research*, pages 40040–40053. PMLR, 23–29 Jul 2023. URL <https://proceedings.mlr.press/v202/yin23a.html>.
- [58] Siyang Luo, Ziyi Jiang, Zhenghan Chen, and Xiaoxuan Liang. Domain adaptive graph classification, 2023. URL <https://arxiv.org/abs/2312.13536>.
- [59] Hidetoshi Shimodaira. Improving predictive inference under covariate shift by weighting the log-likelihood function. *Journal of Statistical Planning and Inference*, 90(2):227–244, 2000. ISSN 0378-3758. doi: [https://doi.org/10.1016/S0378-3758\(00\)00115-4](https://doi.org/10.1016/S0378-3758(00)00115-4). URL <https://www.sciencedirect.com/science/article/pii/S0378375800001154>.
- [60] Kihyuk Sohn, David Berthelot, Nicholas Carlini, Zizhao Zhang, Han Zhang, Colin A Raffel, Ekin Dogus Cubuk, Alexey Kurakin, and Chun-Liang Li. Fixmatch: Simplifying semi-supervised learning with consistency and confidence. In H. Larochelle, M. Ranzato, R. Hadsell, M.F. Balcan, and H. Lin, editors, *Advances in Neural Information Processing Systems*, volume 33, pages 596–608. Curran Associates, Inc., 2020. URL https://proceedings.neurips.cc/paper_files/paper/2020/file/06964dce9adb1c5cb5d6e3d9838f733-Paper.pdf.
- [61] Nino Shervashidze, Pascal Schweitzer, Erik Jan van Leeuwen, Kurt Mehlhorn, and Karsten M. Borgwardt. Weisfeiler-lehman graph kernels. *Journal of Machine Learning Research*, 12(77): 2539–2561, 2011. URL <http://jmlr.org/papers/v12/shervashidze11a.html>.
- [62] Cristian Bodnar, Fabrizio Frasca, Nina Otter, Yu Guang Wang, Pietro Liò, Guido Montufar, and Michael M. Bronstein. Weisfeiler and lehman go cellular: CW networks. In A. Beygelzimer, Y. Dauphin, P. Liang, and J. Wortman Vaughan, editors, *Advances in Neural Information Processing Systems*, 2021. URL <https://openreview.net/forum?id=uVPZCMVtsSG>.

- [63] Jinheon Baek, Minki Kang, and Sung Ju Hwang. Accurate learning of graph representations with graph multiset pooling. In *International Conference on Learning Representations*, 2021. URL <https://openreview.net/forum?id=JHcqXGaqiGn>.
- [64] Guoqiang Wei, Cuiling Lan, Wenjun Zeng, Zhizheng Zhang, and Zhibo Chen. Toalign: Task-oriented alignment for unsupervised domain adaptation. In A. Beygelzimer, Y. Dauphin, P. Liang, and J. Wortman Vaughan, editors, *Advances in Neural Information Processing Systems*, 2021. URL <https://openreview.net/forum?id=XP9SZpjZkq>.
- [65] Guoqiang Wei, Cuiling Lan, Wenjun Zeng, and Zhibo Chen. Metaalign: Coordinating domain alignment and classification for unsupervised domain adaptation. In *Proceedings of the IEEE/CVF Conference on Computer Vision and Pattern Recognition (CVPR)*, pages 16643–16653, June 2021.
- [66] M. Jehanzeb Mirza, Jakub Micorek, Horst Possegger, and Horst Bischof. The norm must go on: Dynamic unsupervised domain adaptation by normalization. In *Proceedings of the IEEE/CVF Conference on Computer Vision and Pattern Recognition (CVPR)*, pages 14765–14775, June 2022.
- [67] Elynn Chen and Jianqing Fan. Statistical inference for high-dimensional matrix-variate factor models. *Journal of the American Statistical Association*, 118(542):1038–1055, 2023.
- [68] Tianyi Lin, Zeyu Zheng, Elynn Chen, Marco Cuturi, and Michael I Jordan. On projection robust optimal transport: Sample complexity and model misspecification. In *AISTATS, 2021*, pages 262–270. PMLR, 2021.
- [69] Xialu Liu and Elynn Chen. Identification and estimation of threshold matrix-variate factor models. *Scandinavian Journal of Statistics*, 2022.
- [70] Elynn Chen, Dong Xia, Chencheng Cai, and Jianqing Fan. Semi-parametric tensor factor analysis by iteratively projected singular value decomposition. *Journal of the Royal Statistical Society Series B: Statistical Methodology*, page qkae001, 2024.
- [71] Bin Chen, Elynn Chen, Stevenson Bolivar, and Rong Chen. Time-varying matrix factor models, 2024.
- [72] Mengqian Zhang, Yuhao Li, Xinyuan Sun, Elynn Chen, and Xi Chen. Computation of optimal mev in decentralized exchanges. Technical report, Working paper-<https://mengqian-zhang.github.io/papers/batch.pdf>, Tech. Rep, 2024.
- [73] Yuhao Li, Mengqian Zhang, Jichen Li, Elynn Chen, Xi Chen, and Xiaotie Deng. Mev makes everyone happy under greedy sequencing rule. In *Proceedings of the 2023 Workshop on Decentralized Finance and Security*, pages 9–15, 2023.
- [74] Elynn Chen, Xi Chen, and Wenbo Jing. Data-driven knowledge transfer in batch Q^* learning. *arXiv preprint arXiv:2404.15209*, 2024, 2024.
- [75] Elynn Chen, Xi Chen, Lan Gao, and Jiayu Li. Dynamic contextual pricing with doubly non-parametric random utility models. *arXiv preprint arXiv:2405.06866*, 2024.
- [76] Elynn Chen, Jianqing Fan, and Xuening Zhu. Community network auto-regression for high-dimensional time series. *Journal of Econometrics*, 235(2):1239–1256, 2023.
- [77] Elynn Chen, Ruey S Tsay, and Rong Chen. Constrained factor models for high-dimensional matrix-variate time series. *Journal of the American Statistical Association*, 2019.
- [78] Elynn Chen, Xin Yun, Rong Chen, and Qiwei Yao. Modeling multivariate spatial-temporal data with latent low-dimensional dynamics. *arXiv preprint arXiv:2002.01305*, 2020.
- [79] Elynn Chen and Rong Chen. Modeling dynamic transport network with matrix factor models: with an application to international trade flow. *Journal of Data Science*, 2022.

- [80] Elynn Chen, Sai Li, and Michael I Jordan. Transfer q-learning. *arXiv preprint arXiv:2202.04709*, 2022.
- [81] Elynn Chen, Rui Song, and Michael I Jordan. Reinforcement learning in latent heterogeneous environments. *Journal of the American Statistical Association*, (just-accepted):1–32, 2024.
- [82] Elynn Chen, Xi Chen, Wenbo Jing, and Yichen Zhang. Distributed tensor principal component analysis with data heterogeneity. *arXiv preprint arXiv:2405.11681*, 2024.
- [83] Chixiang Chen, Jia Liang, Elynn Chen, and Ming Wang. Advancing information integration through empirical likelihood: Selective reviews and a new idea. *arXiv preprint arXiv:2407.00561*, 2024.
- [84] Elynn Chen, Yuefeng Han, and Jiayu Li. High-dimensional tensor classification with cp low-rank discriminant structure. *arXiv preprint arXiv:2409.14397*, 2024.
- [85] Elynn Chen, Yuefeng Han, and Jiayu Li. High-dimensional tensor discriminant analysis with incomplete tensors. *arXiv preprint arXiv:2410.14783*, 2024.
- [86] Elynn Chen, Xi Chen, Wenbo Jing, and Xiao Liu. Stochastic linear bandits with latent heterogeneity. *arXiv preprint arXiv:2502.00423*, 2025.
- [87] Ke Xu, Elynn Chen, and Yuefeng Han. Statistical inference for low-rank tensor models. *arXiv preprint arXiv:2501.16223*, 2025.
- [88] Nadav Cohen, Or Sharir, and Amnon Shashua. On the expressive power of deep learning: A tensor analysis. In *Conference on Learning Theory*, pages 698–728, 2016.
- [89] Jean Kossaifi, Aran Khanna, Zachary C. Lipton, Tommaso Furlanello, and Anima Anandkumar. Tensor contraction layers for parsimonious deep nets. *CVPR*, pages 1940–1946, 2017.
- [90] Jean Kossaifi, Zachary C. Lipton, Arinbjorn Kolbeinsson, Aran Khanna, Tommaso Furlanello, and Anima Anandkumar. Tensor regression networks. *JMLR*, 21:1–21, 2020.
- [91] Yao Lei Xu, Kriton Konstantinidis, and Danilo P Mandic. Graph tensor networks: An intuitive framework for designing large-scale neural learning systems on multiple domains. *arXiv preprint arXiv:2303.13565*, 2023.
- [92] Tao Wen, Elynn Chen, and Yuzhou Chen. Tensor-view topological graph neural network. In *AISTATS, 2024, València SPAIN*, 2024.
- [93] Yujia Wu, Junyi Mo, Elynn Chen, and Yuzhou Chen. Tensor-fused multi-view graph contrastive learning. *arXiv preprint arXiv:2410.15247*, 2024.
- [94] Yujia Wu, Bo Yang, Elynn Chen, Yuzhou Chen, and Zheshi Zheng. Conditional prediction roc bands for graph classification. *AISTATS, 2025, Mai Khao, Thailand*, 2024.
- [95] Yujia Wu, Bo Yang, Yang Zhao, Elynn Chen, Yuzhou Chen, and Zheshi Zheng. Conditional uncertainty quantification for tensorized topological neural networks. *arXiv preprint arXiv:2410.15241*, 2024.
- [96] Linghang Kong, Elynn Chen, Yuzhou Chen, and Yuefeng Han. Teaformers: Tensor-augmented transformers for multi-dimensional time series forecasting. *arXiv preprint arXiv:2410.20439*, 2024.
- [97] Henry Adams, Tegan Emerson, Michael Kirby, Rachel Neville, Chris Peterson, Patrick Shipman, Sofya Chepushtanova, Eric Hanson, Francis Motta, and Lori Ziegelmeier. Persistence images: A stable vector representation of persistent homology. *Journal of Machine Learning Research*, 18, 2017.

- [98] Jeroen Kazius, Ross McGuire, and Roberta Bursi. Derivation and validation of toxicophores for mutagenicity prediction. *J. Med. Chem.*, 48(1):312–320, January 2005.
- [99] Paul D. Dobson and Andrew J. Doig. Distinguishing enzyme structures from non-enzymes without alignments. *Journal of Molecular Biology*, 330(4):771–783, 2003. ISSN 0022-2836. doi: [https://doi.org/10.1016/S0022-2836\(03\)00628-4](https://doi.org/10.1016/S0022-2836(03)00628-4). URL <https://www.sciencedirect.com/science/article/pii/S0022283603006284>.
- [100] Jeffrey J Sutherland, Lee A O’Brien, and Donald F Weaver. Spline-Fitting with a genetic algorithm: A method for developing classification {Structure–Activity} relationships. *J. Chem. Inf. Comput. Sci.*, 43(6):1906–1915, November 2003.

A. Appendix

A.1. Tensor-Augmented Neural Networks.

Tensor learning has experienced remarkable advancement in recent years, spanning diverse areas including statistical modeling, projection methods, and identification techniques [67–75]. Significant breakthroughs have emerged in community detection, constrained optimization, and transfer learning [76–80], alongside innovations in reinforcement learning and distributed computing [81–83]. Further developments have enhanced high-dimensional tensor classification, stochastic optimization, and statistical inference [84–87].

In parallel, neural networks have demonstrated exceptional capabilities in processing high-dimensional data, though their traditional implementations often treat tensors merely as computational conveniences rather than exploiting their rich statistical properties. A significant advancement came when [88] established fundamental theoretical connections between deep neural architectures and hierarchical tensor factorizations, bridging these two domains.

This convergence of tensor learning and neural networks has catalyzed numerous innovations. [89] and [90] introduced tensor contraction layers and regression layers that achieved more efficient parameter usage while maintaining model performance. Recent developments like the Graph Tensor Network [91] and Tensor-view Topological Graph Neural Network [92] have broken new ground in processing complex, multi-dimensional data at scale. The field has also seen significant progress in uncertainty quantification and representation learning through various works [93–96]. However, a key challenge remains: developing tensor-augmented transformer architectures specifically optimized for multi-dimensional time series analysis.

A.2. Persistent Images

Definition 1 (Persistence Image). Let $g : \mathbb{R}^2 \mapsto \mathbb{R}$ be a non-negative weight function for the persistence plane \mathbb{R} . The value of each pixel $z \in \mathbb{R}^2$ is defined as $PI_{Dg}(z) = \iint_z \sum_{\mu \in T(Dg)} \frac{g(\mu)}{2\pi\delta_x\delta_y} e^{-\left(\frac{(x-\mu_x)^2}{2\delta_x^2} + \frac{(y-\mu_y)^2}{2\delta_y^2}\right)} dydx$, where $T(Dg)$ is the transformation of the PD Dg (i.e., for each (x, y) , $T(x, y) = (x, y - x)$), $\mu = (\mu_x, \mu_y) \in \mathbb{R}^2$, and δ_x and δ_y are the standard deviations of a differentiable probability distribution in the x and y directions respectively.

We can calculate a set of Persistent Diagrams (PDs) for each filtration function f_i , i.e., $\text{PH}(\mathcal{G}, f_i) = \overrightarrow{Dg}_i = \{Dg_i^{(1)}, \dots, Dg_i^{(\mathcal{Q})}\}$, where $\mathcal{Q} \in \mathbb{Z}_0^+$ is the number of graph topological features. Moreover, to encode the above topological information presented in a Dg into the embedding space, we use its vectorized representation, i.e., persistence image (PI) [97]. The PI is a finite-dimensional vector representation obtained through a weighted kernel density function and can be computed in the following two steps. First, we map the PD Dg to an integrable function $\varrho_{Dg} : \mathbb{R}^2 \mapsto \mathbb{R}^2$, which is referred to as a persistence surface. The persistence surface ϱ_{Dg} is constructed by summing weighted Gaussian kernels centered at each point in Dg . In the second step, we integrate the persistence surface ϱ_{Dg} over each grid box to obtain the value of the PI_{Dg} .

A.3. Details of Datasets

- MUTAG [29] contains 188 nitroaromatic compounds. The goal is to predict whether a molecule has a mutagenic effect on a given bacterium or not.
- Mutagenicity [98] consists of 4337 molecular structures with their corresponding Ames test data. The goal is to predict whether a molecule is a mutagen or not.
- PROTEINS: PROTEINS [99] and DD [61] contain 1113 and 1178 proteins, where each label indicates whether a protein is an enzyme or not. We denote them in short as P and D respectively.
- COX2: COX2 and COX2_MD [100] are both chemical compounds that consist of 467 and 303 cyclooxygenase-2 inhibitors. We denote them in short as C and CM respectively.
- BZR: BZR and BZR_MD [100] are both chemical compounds that consist of 405 and 306 ligands for the benzodiazepine receptor. We denote them in short as B and BM respectively.

A.4. Details of Baselines

1. Graph learning methods:
 - WL Subtree [61] presents a family of efficient graph kernels using the Weisfeiler-Lehman test to measure the similarity of graphs.
 - GCN [5] follows the message-passing framework to update node representations iteratively with neighboring nodes.
 - GIN [2] is a state-of-the-art message-passing neural network with increased expressivity by MLPs.
 - CIN [62] extends message-passing Simplicial Networks to regular Cell Complexes and increases the expressivity.
 - GMT [63] is based on multi-head attention and captures the interaction between nodes according to their structural dependencies.
2. Domain alignment methods:
 - CDAN [31] proposes an adversarial learning framework and conditions on the discriminative information from classifier predictions.
 - ToAlign [64] decomposes source domain features into task-related features for alignment and task-irrelevant features to be avoided, based on classification meta-knowledge.
 - MetaAlign [65] treats the optimization of domain alignment and classification tasks as meta-train and meta-test tasks, maximizing the inner product of their gradients during training.
 - DUA [66] proposes an effective and efficient normalization strategy by continuously adapting batch normalization layers.
3. Domain adaptive graph classification methods:
 - DEAL [56] utilizes adversarial learning and adaptive perturbation for domain alignment and distillation for pseudo-labeling.
 - CoCo [57] consists of coupled branches for graph representation learning and contrastive learning between branches and domains.

A.5. Run-time analysis

To show the computational complexity of LP-TGNN, the running time for the LP-TGNN experiments in Table 2 is given as follows:

Table 5: The running time per epoch (in seconds) of LP-TGNN in Table 2.

$M_0 \rightarrow M_1$	$M_1 \rightarrow M_0$	$M_0 \rightarrow M_2$	$M_2 \rightarrow M_0$	$M_0 \rightarrow M_3$	$M_3 \rightarrow M_0$	$M_1 \rightarrow M_2$	$M_2 \rightarrow M_1$	$M_1 \rightarrow M_3$	$M_3 \rightarrow M_1$	$M_2 \rightarrow M_3$	$M_3 \rightarrow M_2$
5.37	4.81	5.27	4.90	4.95	4.49	4.68	4.61	4.34	4.38	4.55	4.48