

Control Barrier Function-Based Quadratic Programming for Safe Operation of Tethered UAVs

S.O FOLORUNSHO¹ (Student Member, IEEE), M. NI², W.R NORRIS³ (Member, IEEE)

¹Department of Industrial and Enterprise Systems Engineering, University of Illinois, Urbana-Champaign, 61801 USA

²Department of Aerospace Engineering, University of Illinois, Urbana-Champaign, 61801 USA

³Department of Industrial and Enterprise Systems Engineering, University of Illinois, Urbana-Champaign, 61801 USA

CORRESPONDING AUTHOR: S. O. Folorunsho (e-mail: sof3@illinois.edu)

This work received no external funding

ABSTRACT Consider an unmanned aerial vehicle (UAV) physically connected to the ground station with a tether operating in a space, tasked with performing precise maneuvers while constrained by the physical limitation of its tether, which prevents it from flying beyond a maximum allowable length. Violating this tether constraint could lead to system failure or operational hazards, making it essential to enforce safety constraints dynamically while ensuring the drone can track desired trajectories accurately. This paper presents a Control Barrier Function Quadratic Programming Framework (CBF-QP) for ensuring the safe and efficient operation of tethered unmanned aerial vehicles (TUAVs). The framework leverages nominal backstepping control to achieve trajectory tracking, augmented with control barrier functions to ensure compliance with the tether constraint. In this proposed method, the tether constraint is directly embedded in the control design and therefore guarantees the TUAV remains within a predefined operational region defined by the maximum tether length while achieving precise trajectory tracking.

The effectiveness of the proposed framework is validated through simulations involving set-point tracking, dynamic trajectory following, and disturbances such as incorrect user inputs. The results demonstrate that the TUAV respects the tether constraint $\|\mathbf{x}(t)\| \leq L_{\max}$, with tracking errors converging to zero and the control input remaining bounded.

INDEX TERMS Tethered UAV, Control Barrier Functions, Quadratic Programming, Backstepping Control, Safety-Constrained Control

I. INTRODUCTION

Tethered Unmanned Aerial Vehicles (TUAVs) have emerged as a promising solution for applications that require extended flight duration, increased stability, and robust connectivity, especially in areas where traditional battery-powered drones may fail. Applications of tethered drones span a wide range of fields, including surveillance, environmental monitoring, communication relays, and emergency response, where prolonged and reliable aerial presence is critical [1].

With increasing emphasis on autonomous systems, safety has been brought to the forefront of design considerations [2], calling for rigorous safe control methods [3], [4]. Ensuring safe and stable flight performance in tethered drone systems, particularly under varying conditions [5], remains

a significant challenge. Safety principles are essential in the design of tethered drones, since these UAVs often operate near human operators [6], other equipment, or infrastructure. Safety considerations include ensuring the drone does not invade restricted areas, maintaining a safe distance from obstacles [7], and controlling the tension of the tie to prevent sudden or hazardous movements. Additionally, constraints on the drone's position, velocity, and altitude due to the tether require advanced control strategies to ensure safe operation within predefined limits.

Control Barrier Functions (CBFs) [8] offer a novel approach to addressing these challenges. CBFs are mathematical tools designed to enforce safety constraints by regulating the behavior of the system, ensuring that critical boundaries

are not crossed. In tethered drones, CBFs can be applied to maintain safety margins regarding altitude, proximity to obstacles, and tension limits on the tether. This allows the drone to respond dynamically to environmental disturbances or control inputs without compromising safety or stability. The recent development of control barrier functions indicates that many control design techniques, originally based on Lyapunov and control Lyapunov functions [9], can be adapted to prioritize safety requirements; thus providing a set of tools that integrate safety into control system design with a level of rigor comparable to that of liveness [8].

To effectively implement CBFs, Control Barrier Function Quadratic Programs (CBF-QPs) are employed [8]–[10]. CBF-QPs enable the real-time enforcement of multiple safety constraints by solving a quadratic optimization problem that balances safety and control objectives [11]. In this framework, a CBF-QP formulates a quadratic program that takes into account the current state of the drone, the desired control inputs, and the predefined safety constraints. The objective is to minimize the deviation from the nominal control input while satisfying the CBF constraints, thus ensuring safe operation without sacrificing control performance. Through this QP constraint adjustment, operators can prioritize specific safety requirements, such as maintaining a minimum altitude or staying within a restricted flight zone. This flexibility enables a robust control architecture that can adapt to changing conditions and maintain safety in real time [12].

II. RELATED WORKS

While CBFs have demonstrated their robustness and scalability [13]–[15] as a safety method, there is limited literature on their application in Unmanned Aerial Vehicles (UAVs) and to the best of available knowledge, almost none specifically for TUAVs. The application of CBFs in non-tethered UAVs offers valuable insights for managing stability, safety, and constraint adherence in tethered drone systems. In [16], an implicit CBF for high-speed safety provides a foundation for adapting spatial and safety constraints to confined environments. Studies by [17] and [18] showcase collision avoidance techniques that could aid in managing tether proximity risks. [19] shows an adaptive CBF for path-following under disturbances and [20]–[22] illustrates adaptive safe stabilization and event-triggered control approaches that further address environmental constraints and efficient control adaptations, vital for tethered UAVs.

Other safety filters such as Model Predictive Control (MPC) [23]–[25], Explicit Reference Governor (ERG) [26], reachability analysis [27]–[29] have been applied to UAVs. However, they lack the real-time adaptability and formal safety guarantees provided by Control Barrier Functions (CBFs). CBFs have been shown to be more computationally efficient [13] and less conservative in enforcing safety constraints [18]. Most recent research on TUAV safety filters is largely based on Model Predictive Control (MPC) [30], [31];

however, MPC can be computationally expensive and may not always guarantee real-time performance, particularly for systems with fast dynamics or stringent computational constraints such as the TUAV. CBFs offer a flexible and adaptable framework that allows for dynamic adjustment of safety boundaries as conditions change, which is crucial in TUAV systems that must account for both tether length and external environmental factors.

Motivated by the societal need for safety in TUAV operations, this paper explores the integration of Control Barrier Function Quadratic Programs into the control architecture of tethered drones to enhance robot safety and operational efficiency. The specific contributions of this paper are as follows: the development of a nonlinear backstepping control approach for the precise control of tethered unmanned aerial vehicles (TUAVs) in three-dimensional space; the explicit integration of backstepping control with Control Barrier Functions (CBFs) to enforce safety constraints dynamically; the utilization of Quadratic Programming (QP) to ensure constraint satisfaction and optimize control inputs in real time; and the establishment of a flexible control framework that can be extended to other tethered systems or safety-critical robotic applications.

III. System Description

A. Tethered Unmanned Aerial Vehicle

Consider a system of a tethered Unmanned Aerial Vehicle (UAV) described by the following equations of motion 1 as in [32], [33] and represented geometrically as in Fig.1 constrained within an hemispherical flight region:

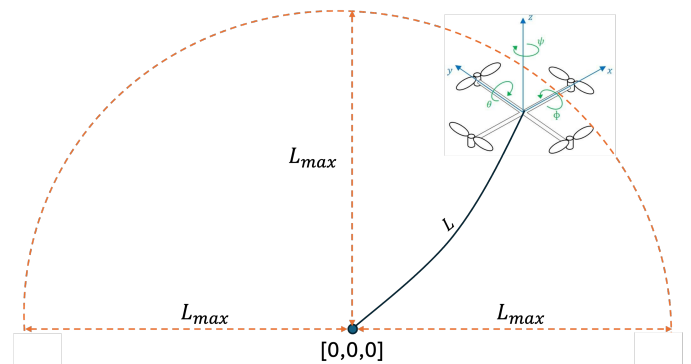


FIGURE 1. Illustration of the flight region of a tethered UAV, constrained within a hemispherical volume defined by the tether length. The inset shows the UAV's orientation dynamics.

$$\left\{ \begin{array}{l} \ddot{x} = \frac{U_f(C_\psi C_\phi S_\theta + S_\psi S_\phi) + mrv - mqw}{m} - \frac{mgS_\theta + T_1 C_\alpha S_\beta + A_x u}{m}, \\ \ddot{y} = \frac{U_f(C_\phi S_\psi S_\theta - C_\psi S_\phi) + mru - mpw}{m} - \frac{mgC_\theta S_\phi - T_1 C_\alpha C_\beta - A_y v}{m}, \\ \ddot{z} = \frac{U_f C_\theta C_\phi + mqu - mpv + mgC_\theta C_\phi - T_1 S_\alpha - A_z w}{m}, \\ \ddot{\phi} = \frac{U_\phi - qr(I_{yy} - I_{zz})}{I_{xx}}, \\ \ddot{\theta} = \frac{U_\theta + pr(I_{xx} - I_{zz})}{I_{yy}}, \\ \ddot{\psi} = \frac{U_\psi - pq(I_{xx} - I_{yy})}{I_{zz}}, \\ \ddot{\vartheta} = \frac{1}{I_w} \left(-\beta_w \dot{\vartheta} + r_w U_{win} \right), \end{array} \right. \quad (1)$$

where $(x, y, z) \in \mathbb{R}^3$ are the Cartesian positions of the UAV center of mass in the inertial frame, and $(\phi, \theta, \psi) \in \mathbb{R}^3$ represent the roll, pitch, and yaw angles. The state velocities $(u, v, w) = (\dot{x}, \dot{y}, \dot{z})$ and $(p, q, r) = (\dot{\phi}, \dot{\theta}, \dot{\psi})$ correspond to the linear and angular velocities, respectively.

The system includes contributions from:

- **Control inputs:** $U_f, U_\phi, U_\theta, U_\psi$, which represent thrust, roll, pitch, and yaw inputs.
- **Tether tension:** T_1 , resolved into components along the inertial axes through angles α and β , defined as in [33]:

$$\begin{aligned} T_X &= T_1 \cos \alpha \sin \beta, \\ T_Y &= T_1 \cos \alpha \cos \beta, \\ T_Z &= T_1 \sin \alpha. \end{aligned}$$

- **Drag forces:** $A_x u, A_y v, A_z w$ act along the x, y, z -axes.
- **Winch dynamics:** The tether is controlled via the winch torque U_{win} , with dynamics governed by $\ddot{\vartheta}$ in equation 1 where ϑ represents the angular position of the winch.

The UAV's rotational dynamics depend on its moments of inertia I_{xx}, I_{yy}, I_{zz} and angular rates, with coupling introduced through gyroscopic effects.

B. Control Barrier Function

Control Barrier Functions (CBFs) provide a systematic framework for ensuring the safety of dynamical systems by enforcing state constraints. The concept revolves around the forward invariance of a set, ensuring that the system's state trajectory remains within a predefined safe set over time. This property is critical for tethered UAV systems, where the position must always respect constraints imposed by the tether.

Consider the control-affine system dynamics:

$$\dot{x} = f(x) + g(x)u, \quad x \in \mathbb{R}^n, \quad u \in \mathbb{R}^m, \quad (2)$$

where $f(x)$ and $g(x)$ are locally Lipschitz continuous, x represents the system state, and u is the control input.

Let the safe set $\mathcal{C} \subset \mathbb{R}^n$ be defined as:

$$\mathcal{C} = \{x \in \mathbb{R}^n \mid h(x) \geq 0\}, \quad (3)$$

where $h(x) : \mathbb{R}^n \rightarrow \mathbb{R}$ is a continuously differentiable function. The boundary and interior of \mathcal{C} are given by:

$$\partial\mathcal{C} = \{x \in \mathbb{R}^n \mid h(x) = 0\},$$

$$\text{Int}(\mathcal{C}) = \{x \in \mathbb{R}^n \mid h(x) > 0\}.$$

The set \mathcal{C} is forward invariant if, for any $x(0) \in \mathcal{C}$, the solution $x(t) \in \mathcal{C}$ for all $t \geq 0$. Forward invariance ensures that the system remains within the safe set indefinitely.

A function $h(x)$ is called a Control Barrier Function (CBF) if there exists an extended class \mathcal{K}_∞ function α such that for all $x \in \mathcal{C}$:

$$\sup_{u \in \mathbb{R}^m} [L_f h(x) + L_g h(x)u] \geq -\alpha(h(x)), \quad (4)$$

where $L_f h(x) = \frac{\partial h(x)}{\partial x} f(x)$ and $L_g h(x) = \frac{\partial h(x)}{\partial x} g(x)$ are the Lie derivatives of $h(x)$ with respect to $f(x)$ and $g(x)$, respectively.

The inequality ensures that the set \mathcal{C} is forward invariant under the control law u . In this work, the CBF is designed to ensure that the UAV position remains within the constraints imposed by the tether length and physical limitations of the system.

C. Control Objectives

The primary control objective is to design a safe and robust control strategy for the tethered UAV system, ensuring the UAV's position remains within the constraints imposed by the tether while maintaining stability and achieving desired performance. Using backstepping control as the base control method, a Quadratic Program (QP) is formulated to integrate Control Barrier Functions (CBFs) for enforcing safety-critical constraints. This approach ensures forward invariance of a predefined safe set while respecting the dynamic interactions between the UAV, tether, and winch.

IV. Controller design and stability analysis

In this section, the backstepping control law is developed as the baseline controller for the tethered UAV system, ensuring stability and performance. Building on this, a Control Barrier Function (CBF) is designed to enforce safety constraints, and a Quadratic Program (QP) is formulated to integrate the CBF with the control law. This approach guarantees that the UAV operates within the constraints imposed by the tether while achieving safe and robust performance. The overall control architecture is shown in Fig. 2.

A. Backstepping Control

The backstepping control methodology is employed to ensure the stability and trajectory tracking of the UAV's dynamics. For illustrative purposes, this section focuses on the altitude control in the z -direction.

internal coupling in the UAV-winder system, while the input u directly influences the evolution of χ through $g(\chi)$.

Define the safety function based on the maximum allowable tether length $L_{\max} > 0$:

$$h(\chi) = L_{\max} - \|\xi\|, \quad \text{where } \|\xi\| = \sqrt{x^2 + y^2 + z^2}.$$

The safe set is:

$$\mathcal{C} = \{\chi \in \mathbb{R}^n \mid h(\chi) \geq 0\}.$$

A Control Barrier Function (CBF) requires an extended class- \mathcal{K}_∞ function α such that for all $\chi \in \mathcal{C}$:

$$\sup_{u \in \mathbb{R}^5} [L_f h(\chi) + L_g h(\chi)u] \geq -\alpha(h(\chi)),$$

where $L_f h(\chi) = \nabla h(\chi)^T f(\chi)$ and $L_g h(\chi) = \nabla h(\chi)^T g(\chi)$.

Since

$$\nabla h(\chi) = -\frac{\xi}{\|\xi\|} \oplus 0,$$

it follows that

$$L_f h(\chi) = -\frac{\xi^T f_{\text{pos}}(\chi)}{\|\xi\|}, \quad L_g h(\chi) = -\frac{\xi^T g_{\text{pos}}(\chi)}{\|\xi\|},$$

where $f_{\text{pos}}(\chi)$ and $g_{\text{pos}}(\chi)$ are the position-related components of $f(\chi)$ and $g(\chi)$. Substituting these into the CBF condition gives:

$$\begin{aligned} L_f h(\chi) + L_g h(\chi)u &\geq -\alpha(h(\chi)) \\ -\frac{\xi^T f_{\text{pos}}(\chi)}{\|\xi\|} - \frac{\xi^T g_{\text{pos}}(\chi)u}{\|\xi\|} &\geq -\alpha(h(\chi)), \end{aligned}$$

which can be rearranged as:

$$\xi^T g_{\text{pos}}(\chi)u \leq \|\xi\|\alpha(h(\chi)) + \xi^T f_{\text{pos}}(\chi).$$

Proof of Forward Invariance: To show forward invariance of \mathcal{C} , assume $\chi(0) \in \mathcal{C}$ so that $h(\chi(0)) \geq 0$. Along the trajectory:

$$\dot{h}(\chi) = L_f h(\chi) + L_g h(\chi)u \geq -\alpha(h(\chi)).$$

Consider the scalar differential inequality $\dot{h}(t) \geq -\alpha(h(t))$, where $h(t) = h(\chi(t))$. By the comparison lemma, if $y(t)$ solves $\dot{y}(t) = -\alpha(y(t))$ with $y(0) = h(\chi(0)) \geq 0$, then $h(t) \geq y(t)$ for all t . Since α is class- \mathcal{K}_∞ , $\alpha(\cdot) \geq 0$ and $\alpha(0) = 0$, the solution $y(t)$ cannot become negative. Hence, $h(t)$ remains nonnegative for all time. This result also supports the geometric intuition provided by Nagumo's theorem [35], as it ensures that the vector field at the boundary does not push the trajectories outside \mathcal{C} .

Since $h(\chi(t)) \geq 0$ for all $t \geq 0$, the trajectory remains in \mathcal{C} , proving forward invariance.

To implement this in the TUAV system, the CBF constraint is integrated into a Quadratic Program (QP). Let u_{nominal} be a control input from a backstepping-based nominal controller described in IV. The QP is:

$$\begin{aligned} \min_u \quad & \frac{1}{2} \|u - u_{\text{nominal}}\|^2 \\ \text{subject to} \quad & \xi^T g_{\text{pos}}(\chi)u \leq \|\xi\|\alpha(h(\chi)) + \xi^T f_{\text{pos}}(\chi). \end{aligned}$$

This QP enforces that among all control inputs maintaining the safety constraint, the one closest to the nominal input is chosen, thereby ensuring both performance (through the nominal controller) and safety (through the CBF).

V. Results and Simulations

Consider the TUAV system described in Section III. The simulation parameters are summarized in Table 1.

TABLE 1. System and Tether Parameters

Parameter	Value
Mass m	2.84 kg
Gravitational acceleration g	9.81 m/s ²
Moment of inertia I_{xx}	0.5192 kg·m ²
Moment of inertia I_{yy}	0.4929 kg·m ²
Moment of inertia I_{zz}	0.0947 kg·m ²
Tether density ρ	0.034 kg/m
Tether cross-sectional area A	1.1×10^{-4} m ²
Maximum tether length L_{\max}	13 m
Winch effective radius r_w	0.05 m
Winch viscous friction β_w	0.01 N·m·s/rad
Winch moment of inertia I_w	0.002 kg·m ²
Tether stiffness constant K_t	1000 N/m

The simulation results of the controllers developed using these parameters are presented in the following sections. The results demonstrate the effectiveness of the control strategy in maintaining system stability and ensuring compliance with tether length safety constraints. Numerical simulations were performed in Python.

A. Control Barrier Function $h(x)$ Validation

Fig. 3 shows the evolution of the control barrier function ($h(x)$) in time. The function is designed such that maintaining $h(x) \geq 0$ ensures that the system remains within safe operational limits, in this case, preventing the UAV from exceeding the maximum length of the tether. Initially, $h(x)$ is relatively large, indicating that the UAV is well within the safe region. As the controller steers the UAV toward the target trajectory, $h(x)$ decreases but never becomes negative. By approaching but not crossing the zero boundary, the system demonstrates that the imposed safety constraint is effectively enforced.

B. Tracking performances

Fig. 4 shows the TUAV's performance under the proposed Control Barrier Function Quadratic Programming (CBF-QP) framework. The results confirm that the TUAV respects the tether constraint as demonstrated in Section A and Section C, while achieving precise trajectory tracking and maintaining bounded control inputs. The radial position, defined as $r = \|\xi\|$, converges to a value strictly within the constraint boundary, satisfying the safety condition $r \leq r_{\max}$.

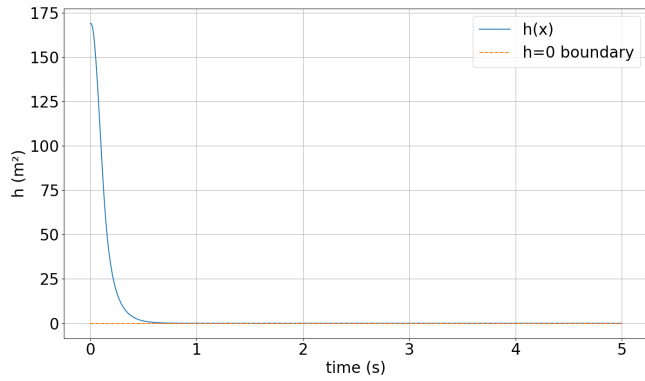


FIGURE 3. Constraint Validation.

at all times. The controller also achieves precise setpoint tracking, as seen in the ability of the UAV to closely follow the desired trajectory $(x_{des}, y_{des}, z_{des})$. The tracking error $\mathbf{e}(t) = [e_x(t), e_y(t), e_z(t)]^T = \mathbf{x}(t) - \mathbf{x}_{des}(t)$ converges to zero over time, as shown in the error dynamics. This asymptotic convergence highlights the stability of the controller and its ability to effectively minimize tracking deviations. The control inputs (u_x, u_y, u_z) remain bounded throughout the simulation. This indicates that the control strategy is physically feasible, avoiding excessive control effort while ensuring compliance with safety constraints.

C. Maximum tether length surface

The results are presented to demonstrate the effectiveness of the Control Barrier Function Quadratic Programming (CBF-QP) approach in enforcing the tether constraint for a tethered unmanned aerial vehicle (UAV). The scenario considers a UAV operating around a nominal equilibrium point $(0, 0, 0)$, with a predefined maximum tether length, L_{max} . The constraint on L_{max} defines a spherical region of permissible operation, geometrically represented as the surface of a sphere with radius L_{max} .

To evaluate the performance of the system under the enforcement of constraints, a desired position was specified outside the permitted spherical region, beyond L_{max} . As shown in Fig. 5 (a), the trajectory of the UAV illustrates that the system dynamically respects the tether constraint. When the UAV approaches the limit defined by L_{max} , the CBF-QP controller ensures that the UAV halts further progression beyond the constraint, thus enforcing the safety requirement $\|\mathbf{x}\| \leq L_{max}$. This result demonstrates the system's ability to comply with the tether constraint while minimizing deviation from the desired trajectory.

This was further verified using a circular tracking scenario, where the radius of the desired trajectory was intentionally chosen to exceed L_{max} . The corresponding plot in Fig. 5 (b) shows that the UAV respects the tether constraint while attempting to follow the circular path. These results confirm

that the proposed framework ensures the adherence of the constraints across various trajectory profiles.

VI. CONCLUSION

This paper presented a Control Barrier Function Quadratic Programming (CBF-QP) framework for ensuring safe and accurate operation of a tethered unmanned aerial vehicle (TUAV). By incorporating the tether constraint directly into the control design, the proposed approach guarantees that the UAV remains within a permissible operating region defined by the maximum tether length. The results demonstrated that the CBF-QP controller effectively enforces the safety constraint $\|\mathbf{x}(t)\| \leq L_{max}$ while achieving precise trajectory tracking.

Through a series of simulation studies, the framework was validated for a range of scenarios, including setpoint tracking and dynamic trajectory following. The system exhibited robust performance, ensuring convergence of the tracking error to zero while maintaining bounded control inputs. These results emphasize the controller's ability to achieve stability, safety, and feasibility under practical operating conditions.

REFERENCES

- [1] M. N. Marques, S. A. Magalhães, F. N. Dos Santos, and H. S. Mendonça, "Tethered unmanned aerial vehicles—a systematic review," *Robotics*, vol. 12, no. 4, 2023. [Online]. Available: <https://www.mdpi.com/2218-6581/12/4/117>
- [2] L. Lamport, "Proving the correctness of multiprocess programs," *IEEE Transactions on Software Engineering*, vol. SE-3, no. 2, pp. 125–143, 1977.
- [3] K.-C. Hsu, H. Hu, and J. F. Fisac, "The safety filter: A unified view of safety-critical control in autonomous systems," *Annual Review of Control, Robotics, and Autonomous Systems*, vol. 7, no. Volume 7, 2024, pp. 47–72, 2024. [Online]. Available: <https://www.annualreviews.org/content/journals/10.1146/annurev-control-071723-102940>
- [4] K. P. Wabersich, A. J. Taylor, J. J. Choi, K. Sreenath, C. J. Tomlin, A. D. Ames, and M. N. Zeilinger, "Data-driven safety filters: Hamilton-jacobi reachability, control barrier functions, and predictive methods for uncertain systems," *IEEE Control Systems Magazine*, vol. 43, no. 5, pp. 137–177, 2023.
- [5] P. Koopman, U. Ferrell, F. Fratrick, and M. Wagner, "A safety standard approach for fully autonomous vehicles," in *Computer Safety, Reliability, and Security*, A. Romanovsky, E. Troubitsyna, I. Gashi, E. Schoitsch, and F. Bitsch, Eds. Cham: Springer International Publishing, 2019, pp. 326–332.
- [6] K. Shi, J. Chang, S. Feng, Y. Fan, Z. Wei, and G. Hu, "Safe human dual-robot interaction based on control barrier functions and cooperation functions," *IEEE Robotics and Automation Letters*, vol. 9, no. 11, pp. 9581–9588, 2024.
- [7] X. Ding, H. Wang, Y. Ren, Y. Zheng, C. Chen, and J. He, "Online control barrier function construction for safety-critical motion control of manipulators," *IEEE Transactions on Systems, Man, and Cybernetics: Systems*, vol. 54, no. 8, pp. 4761–4771, 2024.
- [8] A. D. Ames, S. Coogan, M. Egerstedt, G. Notomista, K. Sreenath, and P. Tabuada, "Control barrier functions: Theory and applications," in *2019 18th European Control Conference (ECC)*, 2019, pp. 3420–3431.
- [9] B. Li, S. Wen, Z. Yan, G. Wen, and T. Huang, "A survey on the control lyapunov function and control barrier function for nonlinear-affine control systems," *IEEE/CAA Journal of Automatica Sinica*, vol. 10, no. 3, pp. 584–602, 2023.
- [10] A. D. Ames, J. W. Grizzle, and P. Tabuada, "Control barrier function based quadratic programs with application to adaptive cruise control," in *53rd IEEE Conference on Decision and Control*, 2014, pp. 6271–6278.

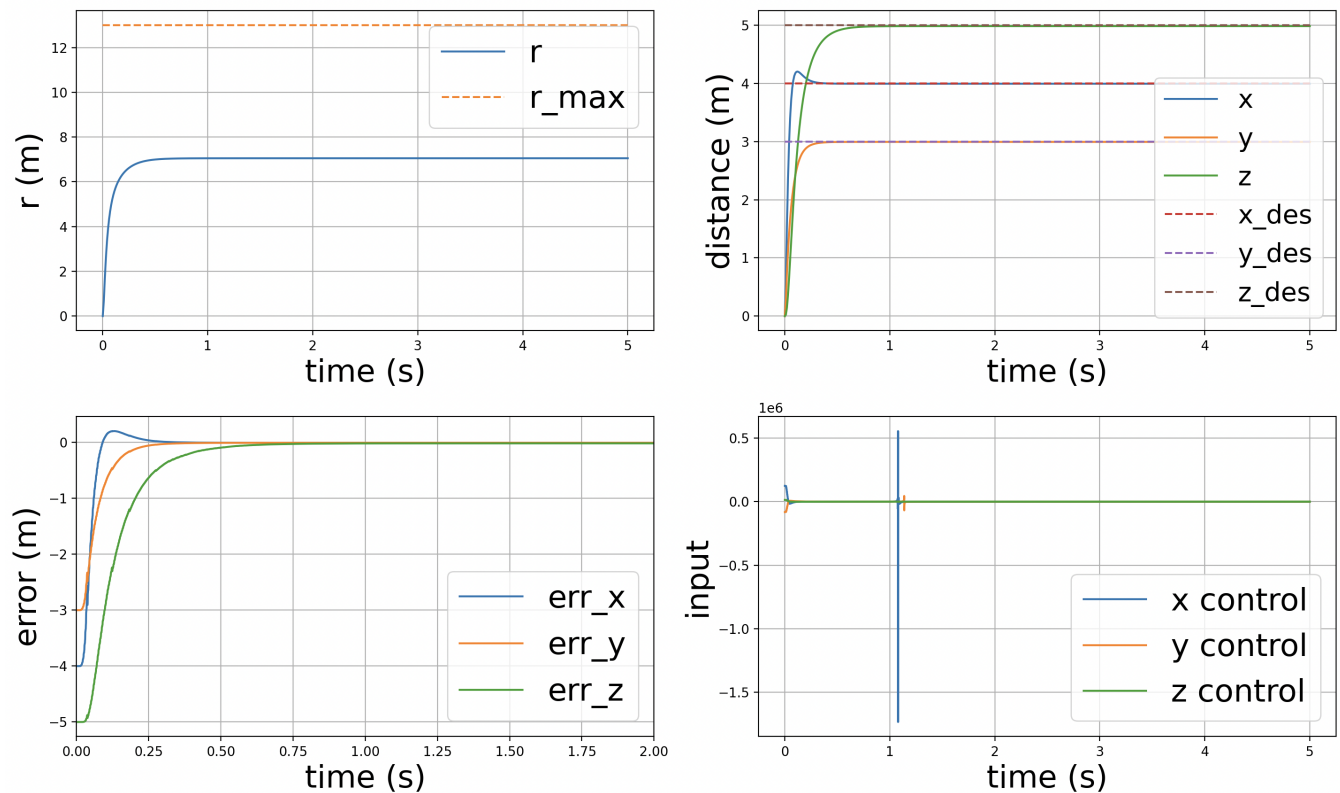
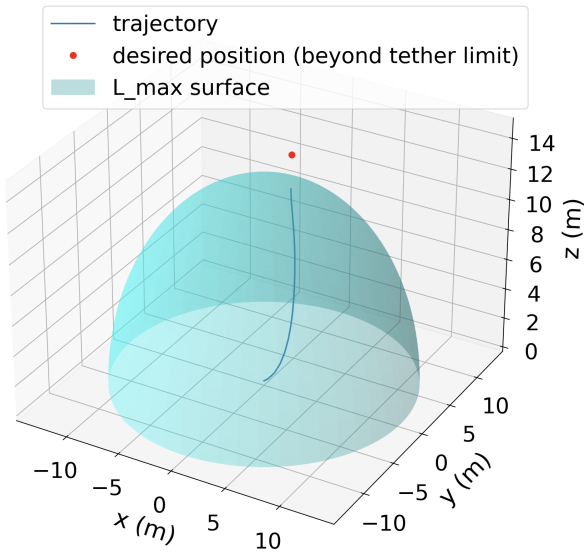
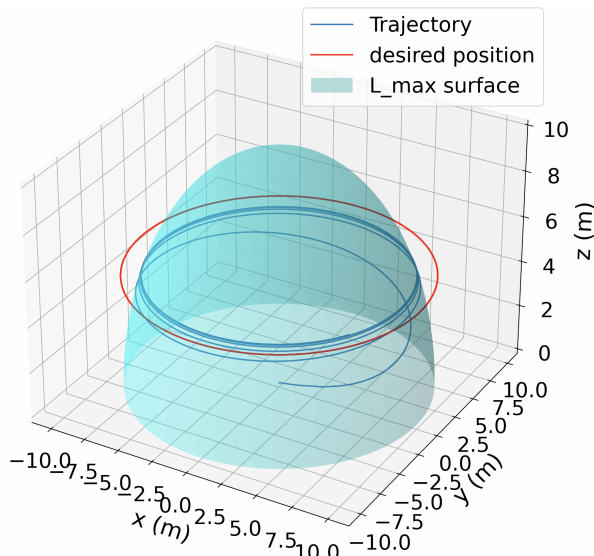


FIGURE 4. Performance analysis of the UAV under the CBF-QP controller. The top-left plot shows the radial position $r = \sqrt{x^2 + y^2 + z^2}$ and the maximum tether length r_{\max} , demonstrating compliance with the tether constraint. The top-right plot depicts the tracking of desired positions $(x_{\text{des}}, y_{\text{des}}, z_{\text{des}})$ by the UAV's actual positions (x, y, z) , showing precise trajectory tracking. The bottom-left plot presents the error dynamics $e(t) = [e_x, e_y, e_z]^T$, which converge to zero over time, indicating asymptotic stability. The bottom-right plot illustrates the bounded control inputs (u_x, u_y, u_z) , ensuring the feasibility of the control strategy.

- [11] A. D. Ames, X. Xu, J. W. Grizzle, and P. Tabuada, "Control barrier function based quadratic programs for safety critical systems," *IEEE Transactions on Automatic Control*, vol. 62, no. 8, pp. 3861–3876, 2017.
- [12] M. Rauscher, M. Kimmel, and S. Hirche, "Constrained robot control using control barrier functions," in *2016 IEEE/RSJ International Conference on Intelligent Robots and Systems (IROS)*, 2016, pp. 279–285.
- [13] Z. Li, "Comparison between safety methods control barrier function vs. reachability analysis," 2021. [Online]. Available: <https://arxiv.org/abs/2106.13176>
- [14] B. T. Lopez, J.-J. E. Slotine, and J. P. How, "Robust adaptive control barrier functions: An adaptive and data-driven approach to safety," *IEEE Control Systems Letters*, vol. 5, no. 3, pp. 1031–1036, 2021.
- [15] L. Lindemann, A. Robey, L. Jiang, S. Das, S. Tu, and N. Matni, "Learning robust output control barrier functions from safe expert demonstrations," 2024. [Online]. Available: <https://arxiv.org/abs/2111.09971>
- [16] A. Singletary, A. Swann, Y. Chen, and A. D. Ames, "Onboard safety guarantees for racing drones: High-speed geofencing with control barrier functions," *IEEE Robotics and Automation Letters*, vol. 7, no. 2, pp. 2897–2904, 2022.
- [17] P. Panja, J. B. Hoagg, and S. Baidya, "Control barrier function based uav safety controller in autonomous airborne tracking and following systems," 2023. [Online]. Available: <https://arxiv.org/abs/2312.17215>
- [18] M. Tayal, R. Singh, J. Keshavan, and S. Kolathaya, "Control barrier functions in dynamic uavs for kinematic obstacle avoidance: A collision cone approach," 2024. [Online]. Available: <https://arxiv.org/abs/2303.15871>
- [19] Z. Zheng, J. Li, Z. Guan, and Z. Zuo, "Constrained moving path following control for uav with robust control barrier function," *IEEE/CAA Journal of Automatica Sinica*, vol. 10, no. 7, pp. 1557–1570, 2023.
- [20] L. Wang, E. A. Theodorou, and M. Egerstedt, "Safe learning of quadrotor dynamics using barrier certificates," in *2018 IEEE International Conference on Robotics and Automation (ICRA)*, 2018, pp. 2460–2465.
- [21] Z. Wang, T. Hu, and L. Long, "Multi-uav safe collaborative transportation based on adaptive control barrier function," *IEEE Transactions on Systems, Man, and Cybernetics: Systems*, vol. 53, no. 11, pp. 6975–6983, 2023.
- [22] B. Liu, Y. Wang, M. A. Sepastianaki, M. Pouzesh, S. Mobayen, S. H. Rouhani, and A. Fekih, "Event-trigger-based adaptive barrier function higher-order global sliding mode control technique for quadrotor uavs," *IEEE Transactions on Aerospace and Electronic Systems*, vol. 60, no. 5, pp. 5674–5684, 2024.
- [23] B. Kosarovsky and S. Arogeti, "Geometric and constrained control for a string of tethered drones," *Robotics and Autonomous Systems*, vol. 133, p. 103609, 2020. [Online]. Available: <https://www.sciencedirect.com/science/article/pii/S0921889020304498>
- [24] L. Singh and J. Fuller, "Trajectory generation for a uav in urban terrain, using nonlinear mpc," in *Proceedings of the 2001 American Control Conference. (Cat. No.01CH37148)*, vol. 3, 2001, pp. 2301–2308 vol.3.
- [25] B. Lindqvist, S. S. Mansouri, A.-a. Agha-mohammadi, and G. Nikolakopoulos, "Nonlinear mpc for collision avoidance and control of uavs with dynamic obstacles," *IEEE Robotics and Automation Letters*, vol. 5, no. 4, pp. 6001–6008, 2020.
- [26] E. Hermand, T. W. Nguyen, M. Hosseinzadeh, and E. Garone, "Constrained control of uavs in geofencing applications," in *2018 26th Mediterranean Conference on Control and Automation (MED)*, 2018, pp. 217–222.
- [27] K. Ankit, S. M. S. S. Kolathaya, and D. Ghose, *Reachability Analysis of UAVs through Cluttered Environments*. [Online]. Available:



(a) Linear tracking scenario



(b) Circular tracking scenario

FIGURE 5. Maximum tether length surface. The subfigures illustrate the UAV's trajectory under (a) linear tracking and (b) circular tracking scenarios. In both cases, the UAV respects the tether length constraint defined by L_{max} .

- <https://arc.aiaa.org/doi/abs/10.2514/6.2024-2017>
- [28] Y. Zhou and J. S. Baras, "Reachable set approach to collision avoidance for uavs," in *2015 54th IEEE Conference on Decision and Control (CDC)*, 2015, pp. 5947–5952.
- [29] J. Ding, J. Sprinkle, C. J. Tomlin, S. S. Sastry, and J. L. Paunicka, "Reachability calculations for vehicle safety during manned/unmanned vehicle interaction," *Journal of Guidance, Control, and Dynamics*, vol. 35, no. 1, pp. 138–152, 2012.
- [30] M. Bolognini, D. Saccani, F. Cirillo, and L. Fagiano, "Autonomous navigation of interconnected tethered drones in a partially known environment with obstacles," in *2022 IEEE 61st Conference on Decision and Control (CDC)*, 2022, pp. 3315–3320.
- [31] C. G. Valerio, N. Aguillón, E. S. Espinoza, and R. Lozano, "Reference generator for a system of multiple tethered unmanned aerial vehicles," *Drones*, vol. 6, no. 12, 2022. [Online]. Available:

<https://www.mdpi.com/2504-446X/6/12/390>

- [32] S. Folorunsho, M. Ni, and W. Norris, "Nonlinear control and stability analysis of a unified tethered uav-winder system," 2024. [Online]. Available: <https://arxiv.org/abs/2412.09502>
- [33] C. Liu, L. Ding, and J. Gu, "Dynamic modeling and motion stability analysis of tethered uav," in *2021 5th International Conference on Robotics and Automation Sciences (ICRAS)*. IEEE, 2021, pp. 106–110.
- [34] B. Li, S. Wen, Z. Yan, G. Wen, and T. Huang, "A survey on the control lyapunov function and control barrier function for nonlinear-affine control systems," *IEEE/CAA Journal of Automatica Sinica*, vol. 10, no. 3, pp. 584–602, 2023.
- [35] A. Constantin, "On nagumo's theorem," 2010.

ACKNOWLEDGMENT

None

REFERENCES



SAMUEL O. FOLORUNSHO is a Graduate member of IEEE and a PhD student conducting research at the Autonomous and Unmanned Vehicle Systems Lab (AUVSL) and the Center for Autonomous Construction and Manufacturing at Scale (CACMS) in the Department of Systems Engineering at the University of Illinois, Urbana-Champaign (UIUC) under the advisorship of Prof. William R. Norris. His research is focused on control systems, computer vision and robotics - and the intersection of those for safety-critical systems in industrial and agricultural applications. He earned his M.S. from UIUC in 2023 and his B.S. in 2017 at the University of Ilorin, Nigeria both in Agricultural and Biological Systems Engineering. He has three years of working experience in management consulting.



MAGGIE NI is currently pursuing the B.S. degree in Aerospace Engineering at the University of Illinois Urbana-Champaign (UIUC). She is an undergraduate research assistant at the Autonomous and Unmanned Vehicle System Laboratory (AUVSL), founded by Prof. William R. Norris. Her research interests include autonomous systems, UAV navigation, and control systems.



WILLIAM R. NORRIS (Member, IEEE) received the B.S., M.S., and Ph.D. degrees in systems engineering from the University of Illinois at Urbana-Champaign, in 1996, 1997, and 2001, respectively, and the M.B.A. degree from the Fuqua School of Business, Duke University, in 2007. He has over 23 years of industry experience with autonomous systems. He is currently a Research Professor with the Industrial and Enterprise Systems Engineering Department, University of Illinois at Urbana-Champaign, the Director of the Autonomous and Unmanned Vehicle System Laboratory (AUVSL), as well as the Founding Director of the Center for Autonomous Construction and Manufacturing at Scale (CACMS).