

Age of Information Optimization with Preemption Strategies for Correlated Systems

Egemen Erbayat¹, Ali Maatouk², Peng Zou³, Suresh Subramaniam¹

¹The George Washington University, ²Yale University, ³Nanjing University of Information Science and Technology
¹{erbayat, suresh}@gwu.edu, ²ali.maatouk@yale.edu, ³003967@nuist.edu.cn

Abstract—In this paper, we examine a multi-sensor system where each sensor monitors multiple dynamic information processes and transmits updates over a shared communication channel. These updates may include correlated information across the various processes. In this type of system, we analyze the impact of preemption, where ongoing transmissions are replaced by newer updates, on minimizing the Age of Information (AoI). While preemption is optimal in some scenarios, its effectiveness in multi-sensor correlated systems remains an open question. To address this, we introduce a probabilistic preemption policy, where the source sensor preemption decision is stochastic. We derive closed-form expressions for the AoI and frame its optimization as a sum of linear ratios problem, a well-known NP-hard problem. To navigate this complexity, we establish an upper bound on the iterations using a branch-and-bound algorithm by leveraging a reformulation of the problem. This analysis reveals linear scalability with the number of processes and a logarithmic dependency on the reciprocal of the error that shows the optimal solution can be efficiently found. Building on these findings, we show how different correlation matrices can lead to distinct optimal preemption strategies. Interestingly, we demonstrate that the diversity of processes within the sensors' packets, as captured by the correlation matrix, plays a more significant role in preemption priority than the number of updates.

I. INTRODUCTION

In sensor networks, maintaining data freshness is crucial to support diverse applications such as environmental monitoring, industrial automation, and smart cities [1]. A critical metric for quantifying data freshness is the Age of Information (AoI), which measures the time elapsed since the last received update was generated [2]. Minimizing AoI is essential in dynamic environments, where obsolete information can result in inaccurate decisions or missed opportunities. Efficient AoI management involves balancing update frequency, data relevance, and network resource constraints to ensure decision-makers have timely and accurate information when required [3]. The significance of AoI has led to extensive research on its optimization across various domains, including single-server systems with one or multiple sources [4]–[11], scheduling strategies [12]–[17], and analysis of resource-constrained systems [18]–[22].

Among the strategies for AoI minimization, packet preemption is regarded as a cornerstone approach for ensuring the timeliness of information in communication networks, especially when resources such as service rates are limited [3]. By prioritizing critical updates, preemption ensures that the most valuable data reaches its destination promptly, as demonstrated in the context of single-sensor, memoryless

systems [23], [24]. Beyond this specific scenario, numerous studies have extensively investigated its role in optimizing AoI across diverse settings. For example, [25] analyzes systems with prioritized information streams sharing a common server, where lower-priority packets may be buffered or discarded. Similarly, [26] and [27] examine preemption strategies for rate-limited links and lossy systems, identifying in the process the optimal policies for minimizing the AoI.

On the other hand, one particular area that has been garnering focus among AoI researchers is correlated systems. In fact, sensor networks often handle correlated data streams, where relationships between data collected by different sensors can be leveraged to enhance decision-making, reduce redundancy, and improve overall system performance [28], [29]. This correlation often arises when multiple sensors monitor overlapping areas or related phenomena, allowing them to collaboratively exchange information and optimize resource usage. The role of correlation in sensor networks has further been explored in studies focusing on its potential to optimize system efficiency and effectiveness [30]–[35].

As part of ongoing efforts in this area, the potential of leveraging interdependencies between sensors to reduce the AoI in correlated systems has been studied, but the benefits and challenges of employing preemption in multi-sensor systems with correlated data streams remain an open question. While preemption is a potential strategy to minimize AoI in a network, it is not always the optimal strategy [10]. This approach must account for the specific features of the packets being transmitted since preempting leads to prioritization. For example, a sensor with a lower arrival rate may track a unique process that no other sensor monitors, making its packets particularly valuable and critical to retain. On the other hand, preempting a packet from a sensor with a high arrival rate may not significantly reduce AoI, as the frequent updates from such sensors diminish the impact of losing a single packet.

To address this gap, this paper introduces adaptable and probabilistic preemption mechanisms that dynamically balance priorities across sensors, considering their unique correlation characteristics and resource demands. To that end, the main contributions of this paper are summarized as follows:

- As a first step, we propose a system where the ability of a packet to preempt an ongoing transmission probabilistically depends on its source rather than being fixed or following deterministic rules. Subsequently, using stochastic hybrid system modeling, we derive a

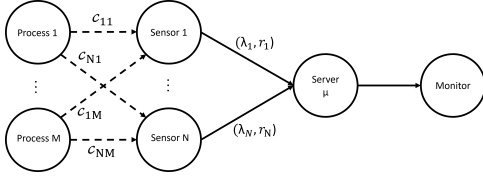


Fig. 1: Illustration of our system model.

closed-form expression for AoI to analyze the impact of probabilistic preemption on network performance.

- Following that, we investigate optimizing the total AoI in multi-sensor systems, considering the interplay between diverse sensors and shared resources. Building on this, we frame the problem of deciding optimal preemption strategies as a sum of linear ratios problem, which is generally an NP-Hard problem [36]. However, by analyzing its unique characteristics, we derive an upper bound on the number of iterations required to identify optimal preemption strategies using a branch-and-bound algorithm, thus ensuring computational efficiency in finding the optimal solution.
- Lastly, we validate our findings with numerical results and evaluate optimal preemption strategies to minimize AoI. Our findings demonstrate how correlation influences preemption strategies. Notably, when a source provides a lower aggregate number of updates while distributing them more evenly, the system prioritizes it for preemption, even if another sensor updates less frequently.

II. SYSTEM MODEL

We consider a sensor network in which N sensors monitor M information processes. Each process is dynamic, with its state evolving over time. To ensure the monitor remains updated, each sensor generates status updates and transmits them through a shared server, as illustrated in Figure 1. We assume that the service time of each packet follows an exponential distribution with a service rate μ . Additionally, sensor i generates packets following a Poisson process with an arrival rate of λ_i . We adopt a zero-buffer with probabilistic preemption assumption, motivated by its effectiveness in minimizing AoI in systems with preemption under specific conditions [37]. While this may not strictly apply to our scenario, our findings, [35], show that buffers do not consistently improve performance when there is no preemption. Furthermore, the zero-buffer assumption is intuitive with preemption, as arriving packets either preempt the one in service or are dropped. Thus, we maintain this assumption throughout our analysis, implying that an arriving packet finding the server busy is either dropped or preempts the packet in the server [38], depending on the adopted preemption policy.

With these assumptions, we define λ as the vector of arrival rates from different sensors, where λ_i represents the arrival rate from sensor i for $i = 1, \dots, N$. Specifically, we express λ as:

$$\lambda^T = [\lambda_1 \quad \lambda_2 \quad \dots \quad \lambda_N]. \quad (1)$$

To model the correlation between sensor observations, we assume that a packet generated by sensor i contains information about process j with a correlation probability c_{ij} . This information reflects the state of the process at the time of packet generation. The correlation matrix $\mathcal{C} \in [0, 1]^{N \times M}$ is defined as

$$\mathcal{C} = \begin{bmatrix} c_{11} & c_{12} & \dots & c_{1M} \\ c_{21} & c_{22} & \dots & c_{2M} \\ \vdots & \vdots & \ddots & \vdots \\ c_{N1} & c_{N2} & \dots & c_{NM} \end{bmatrix}. \quad (2)$$

Each sensor is also associated with a preemption probability, which defines the likelihood that a packet arriving from sensor i preempts the packet currently being served when the server is busy.¹ To represent the preemption probabilities of all sensors, we use the vector $\mathbf{r} \in [0, 1]^N$, where the i -th entry, r_i , denotes the preemption probability corresponding to sensor i . The vector \mathbf{r} is expressed as

$$\mathbf{r}^T = [r_1 \quad r_2 \quad \dots \quad r_N]. \quad (3)$$

In the next section, we present the closed-form derivation of the AoI under the described system model.

III. AGE OF INFORMATION ANALYSIS

For analytical convenience, we first simplify the system by focusing solely on the relevance of the updates rather than their origin. In the considered system, the source sensor of the packet containing information about any arbitrary process j is irrelevant from the monitor's perspective. Instead, what matters is whether the served packet contains information about process j , regardless of which sensor provided the update to track AoI. To formalize this, we label a status update as informative for process j if it contains information on process j . Otherwise, it is labeled as uninformative. We build on this concept by defining two types of informative arrivals:

- Informative arrivals that can preempt ongoing service.
- Informative arrivals that cannot preempt ongoing service.

Using this distinction, we define the informative arrival rate vectors as follows

$$\tilde{\lambda}^T = [\tilde{\lambda}_1 \quad \tilde{\lambda}_2 \quad \dots \quad \tilde{\lambda}_M] = (\lambda^T \odot \mathbf{r}^T)\mathcal{C}, \quad (4)$$

$$\dot{\lambda}^T = [\dot{\lambda}_1 \quad \dot{\lambda}_2 \quad \dots \quad \dot{\lambda}_M] = (\lambda^T \odot (1 - \mathbf{r}^T))\mathcal{C}, \quad (5)$$

where $\tilde{\lambda}$ represents the informative arrival rate vector for packets that can preempt ongoing service, and $\dot{\lambda}$ represents the informative arrival rate vector for packets that cannot preempt ongoing service. The total channel arrival rate is given as:

$$\lambda_C = \tilde{\lambda}_C + \dot{\lambda}_C, \quad (6)$$

where

$$\tilde{\lambda}_C = \sum_{i=1}^N \lambda_i r_i \quad \text{and} \quad \dot{\lambda}_C = \sum_{i=1}^N \lambda_i (1 - r_i). \quad (7)$$

¹To be more general, the preemption probabilities may depend on both the sensor that generated the arriving packet and the sensor that generated the packet in service. We defer the examination of this case for future work.

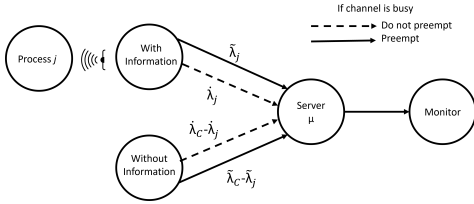


Fig. 2: Equivalent system model from process j 's perspective.

represent the channel arrival rates for packets that can and cannot preempt, respectively.

With the above quantities in mind, we analyze the system by reducing it to M independent systems, each consisting of two sources as depicted in Figure 2. The independence of these M systems arises from the Poisson nature of packet arrivals. For any single process j , the arrivals of both informative and uninformative packets from all other processes collectively form Poisson streams, as shown in Appendix A.

With this setup established, we now proceed to evaluate the evolution of AoI for a single process. The AoI of process j at time t , denoted by $\Delta_j(t)$, is defined as

$$\Delta_j(t) = t - T_j, \quad j = 1, \dots, M, \quad (8)$$

where T_j represents the time at which the most recent *informative* packet for process j was generated. The AoI for each process j evolves as follows: it increases linearly over time until an informative status update is successfully received, at which point a drop in the AoI occurs. However, whether an incoming packet contributes to reducing the AoI of a specific process depends on two key factors: (1) whether the packet contains information about process j , and (2) the server's preemption dynamics.

To analyze this further, we model the server's operation through three states: 0 (idle), 1 (busy processing an informative packet), and 2 (busy processing an uninformative packet). In state 0, the server is not processing any packets, and the AoI for process j increases linearly due to the absence of updates. Upon transitioning to state 1, the server processes a packet containing relevant information for process j , resulting in a decrease in the AoI after the packet's service time. Conversely, in state 2, the server is busy processing a packet that lacks relevant information, so the AoI for process j continues to increase linearly. Furthermore, when a new packet arrives at the busy server, incoming packets can interrupt ongoing service with a probability determined by the preemption matrix \mathbf{r} . A transition from state 2 to state 1 via preemption leads to a linear increase in AoI during service time, followed by a decrease in AoI if the informative packet is successfully served, while a transition from state 1 to state 2 leads to a linear increase in AoI. The interaction between service states and preemption dynamics thus determines the AoI behavior over time. Lemma 1 provides the stationary distribution of these states and forms the foundation for deriving the closed-form expression of the AoI.

Lemma 1. *The stationary distribution of the states (0, 1, 2) can be derived as follows:*

$$\pi_0 = \frac{\mu}{(\lambda_C + \mu)}, \quad \pi_1 = \frac{\lambda_C \tilde{\lambda}_1 + \dot{\lambda}_1 \mu + \tilde{\lambda}_1 \mu}{(\lambda_C + \mu)(\tilde{\lambda}_C + \mu)}, \quad (9)$$

$$\pi_2 = \frac{\tilde{\lambda}_C \lambda_C + \lambda_C \mu - \lambda_C \tilde{\lambda}_1 - \dot{\lambda}_1 \mu - \tilde{\lambda}_1 \mu}{(\lambda_C + \mu)(\tilde{\lambda}_C + \mu)}. \quad (10)$$

Proof. The illustration of the Markov chain states and the details of the proof can be found in Appendix B. \square

With this model in place, we derive a closed-form expression for the AoI of each process, accounting for both informative and uninformative status updates with probabilistic preemption to comprehensively evaluate their impact on the system's dynamics.

Theorem 1. *In the considered M/M/1/1 system, the average AoI for process j , denoted as Δ_j , is*

$$\Delta_j = \frac{\mu(\mu + \lambda_C)^2 + \sum_{i=1}^N (\mu \lambda_C c_{ij}(1 - r_i) + (\mu + \lambda_C)^2 r_i) \lambda_i}{\mu \sum_{i=1}^N (\mu + \lambda_C)(\lambda_C r_i + \mu) c_{ij} \lambda_i}. \quad (11)$$

Proof. The proof leverages stochastic hybrid system modeling, focusing on state transitions (idle, busy with informative, or uninformative packets). Full details are provided in Appendix C. \square

Leveraging the above results, we examine two specific scenarios of interest:

- **Preempt every packet** ($\mathbf{r} = 1$):

$$\Delta_j = \frac{\lambda_C + \mu}{\mu \tilde{\lambda}_j}. \quad (12)$$

- **Preempt nothing** ($\mathbf{r} = 0$):

$$\Delta_j = \frac{\lambda_C}{\mu(\lambda_C + \mu)} + \frac{\lambda_C + \mu}{\mu \dot{\lambda}_j}. \quad (13)$$

For these specific cases, both $\dot{\lambda}_j$ and $\tilde{\lambda}_j$ are equal to $\sum_{i=1}^N c_{ij} \lambda_i$. Therefore, the AoI in the no-preemption scenario is equal to the sum of a positive constant and the AoI in the full-preemption scenario. Thus, regardless of the correlation, preempting every packet guarantees a lower AoI than the no-preemption strategy. As the service rate approaches infinity, the average AoI difference between the two scenarios decreases because the system can accommodate updates almost instantaneously, which minimizes the necessity for preemption. Beyond these two special cases, we investigate the AoI-optimal preemption policy for our system in the following section.

IV. AVERAGE AGE OPTIMIZATION

Preemption is a possible strategy for minimizing AoI in networked systems, but its effectiveness depends on the specific context, such as sensor arrival rates and the correlation between updates. In multi-sensor systems with correlated processes, the goal is to identify when and how preemption can provide benefits. Thus, our objective is to find optimal preemption probabilities that minimize AoI for a given setup.

To that end, the objective is to minimize the sum of AoI, Δ_{sum} , as follows:

$$\min_{\mathbf{r} \in [0,1]^N} \sum_{j=1}^M \Delta_j = \Delta_{\text{sum}}. \quad (14)$$

The objective function can be reformulated as:

$$\min_{\mathbf{r} \in [0,1]^N} \Delta_{\text{sum}} = \sum_{j=1}^M \frac{\mathbf{g}_j^T \mathbf{r} + g_{j0}}{\mathbf{f}_j^T \mathbf{r} + f_{j0}} = \sum_{j=1}^M \frac{G_j(\mathbf{r})}{F_j(\mathbf{r})} \quad (15)$$

subject to $0 < \mathbf{r} < 1$,

where

$$g_{j0} = \mu(\mu + \lambda_C)^2 + \sum_{i=1}^N \lambda_i \mu \lambda_C c_{ij}, \quad (16)$$

$$g_{ji} = ((\mu + \lambda_C)^2 - \mu \lambda_C c_{ij}) \lambda_i, \quad (17)$$

$$f_{j0} = (\mu + \lambda_C) \mu^2 \sum_{i=1}^N c_{ij} \lambda_i, \quad (18)$$

$$f_{ji} = \lambda_C \mu (\mu + \lambda_C) c_{ij} \lambda_i. \quad (19)$$

This is a classical sum of linear ratios problem studied in the literature. The problem is well known for its computational challenges [39], and it is NP-hard, in general [36]. However, given the special case of our problem, as we will show afterward, we can achieve a global optimum efficiently using a branch-and-bound algorithm with a finite number of iterations [40].

To address the global minimization of the objective function in (15), an essential step is the reformulation of the original problem into an equivalent problem (EP). This reformulation allows for more tractable computation while preserving the global properties of the original problem.

For clarity, consider the following notations: for each $i = 1, 2, \dots, M$, define

$$\bar{l}_i = \min_{\mathbf{r} \in [0,1]^N} F_i(\mathbf{r}), \quad \bar{u}_i = \max_{\mathbf{r} \in [0,1]^N} F_i(\mathbf{r}),$$

$$\bar{L}_i = \min_{\mathbf{r} \in [0,1]^N} G_i(\mathbf{r}), \quad \bar{U}_i = \max_{\mathbf{r} \in [0,1]^N} G_i(\mathbf{r}).$$

These bounds can be determined by solving $4 \times M$ linear programs, where each program involves optimizing $F_i(\mathbf{r})$ and $G_i(\mathbf{r})$ over the feasible region $\mathbf{r} \in [0,1]^N$, separately minimizing and maximizing each function to yield the values of \bar{l}_i , \bar{u}_i , \bar{L}_i , and \bar{U}_i . Using these results, we define the feasible region $\Omega = \{(\beta, \alpha) \in \mathbf{R}^{2M} \mid \bar{l}_i \leq \beta_i \leq \bar{u}_i, \bar{L}_i \leq \alpha_i \leq \bar{U}_i, i = 1, 2, \dots, M\}$. The problem can then be reformulated as the following EP:

$$\text{EP} : \begin{cases} \min h(\beta, \alpha) = \sum_{i=1}^M \frac{\beta_i}{\alpha_i}, \\ \text{s.t. } F_i(\mathbf{r}) - \beta_i = 0, i = 1, 2, \dots, M, \\ G_i(\mathbf{r}) - \alpha_i = 0, i = 1, 2, \dots, M, \\ \mathbf{r} \in [0,1]^N, (\beta, \alpha) \in \Omega. \end{cases}$$

The feasible region of the EP, denoted as $Z = \{F_i(\mathbf{r}) - \beta_i = 0, G_i(\mathbf{r}) - \alpha_i = 0, i = 1, 2, \dots, M, \mathbf{r} \in [0,1]^N, (\beta, \alpha) \in \Omega\}$, is a bounded compact set. Importantly, $Z \neq \emptyset$ holds if

and only if $[0,1]^N \neq \emptyset$. If a solution is globally optimal for the EP, it can be converted into a globally optimal solution for the original problem, and vice versa, making the EP sufficient for addressing the original optimization problem [40].

Moreover, reformulating the problem as the EP allows us to analyze its computational complexity. Specifically, leveraging the EP's structure, we derive an upper bound on the iterations required for a branch-and-bound algorithm to find a global solution. The upper bound on the number of iterations required for a branch-and-bound algorithm to solve the EP is established in Theorem 2, as follows.

Theorem 2. For any given positive error $\epsilon_0 \in (0,1)$, the outer space accelerating branch-and-bound algorithm can find a global ϵ_0 -optimal solution in at most

$$M \cdot \left\lceil \log_2 \frac{4M(\mu + \lambda_C)^2 \lambda_C^2}{\epsilon_0 \mu^3 \hat{\lambda}_{\min}^2} \right\rceil \quad (20)$$

iterations, where $\hat{\lambda}_{\min} = \min(\boldsymbol{\lambda}^T \mathbf{C})$ denotes the minimum element of $\boldsymbol{\lambda}^T \mathbf{C}$ over the feasible set.

Proof. The proof uses the compact and bounded feasible region properties of the reformulated optimization problem to derive the computational complexity. Full details are provided in Appendix D. \square

This upper bound highlights the effect of parameters on the iteration count. Increasing μ reduces the number of required iterations because it also decreases the AoI value. Therefore, there is a need for a reduction in ϵ_0 to achieve a similar level of precision. Likewise, smaller $\hat{\lambda}_{\min}$ and larger λ_C lead to higher AoI values, necessitating more iterations to maintain the same error tolerance ϵ_0 as expected. For an example case with $M = 10$, $\mu = 5$, $\lambda_C = 15$, and $\epsilon_0 = 0.01$, the upper bound requires at most 82 iterations, which is not excessively high.

V. NUMERICAL RESULTS

In this section, we present numerical results to validate the theoretical analysis and optimization model developed in the previous sections. For clarity and better visualization, we consider a system with two sensors and two processes in our numerical experiments. However, it is important to note that all analyses can be generalized to systems with more sensors and processes. We vary different system parameters to verify our theoretical results in Section III. After verifying the theoretical analysis, we investigate the optimization model described in Section IV under different conditions and provide the results.

Figure 3 compares analytical results with experimental results for varying service rates, arrival rates, and preemption probabilities. Our simulations are unit-time-based and were run for 1 million units of time. The lowest arrival rate is 0.5 arrivals per unit time, ensuring at least 5×10^5 arrivals for each process to guarantee convergence. Simulation results are represented as circles, while the theoretical results derived from our analysis are depicted as solid lines in the figures.

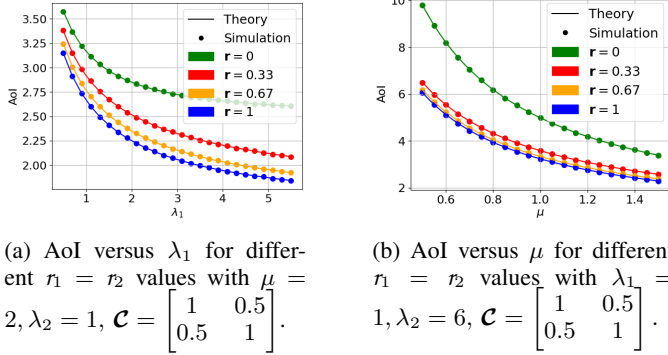


Fig. 3: Simulation results vs theoretical findings.

The strong alignment between the two verifies the validity of our analysis.

After that, we evaluate the optimal probabilistic preemption strategy for various correlations, arrival rates, and service rates. Figures 4 and 5 illustrate the optimal probability values as well as their corresponding AoI values. Additionally, the figures compare these optimal AoI results to the AoI values achieved under no preemption and full preemption scenarios.

In Figure (4a), when the correlation matrix is an identity matrix, the preemption probability of Sensor 2 increases with λ_1 until reaching full preemption. On the other hand, Sensor 1's probability starts high but decreases as λ_1 increases. This reflects a shift in importance toward Sensor 2 when Sensor 1's arrival rate is higher. This behavior illustrates that packets with low arrival rates should preempt those with higher arrival rates when the correlation effect is eliminated. On the other hand, Figure (4b) shows the effect of the correlation matrix. Sensor 1 fully dominates due to its complete information about both processes and even at high λ_1 , preempting other packets with a packet from Sensor 2 is not preferable since it lacks any information about Process 1. In addition, Figure (5a) illustrates how optimal preemption evolves when each sensor fully tracks one process and partially observes the other with probability θ . When θ is small, the sensor with the lower arrival rate is given higher preemption priority. However, as θ increases, the sensors become more similar in the information they provide. This reduces the distinction between them, leading to an optimal strategy of preempting every packet. These results underscore how the correlation matrix governs the preemption strategy and sensor roles.

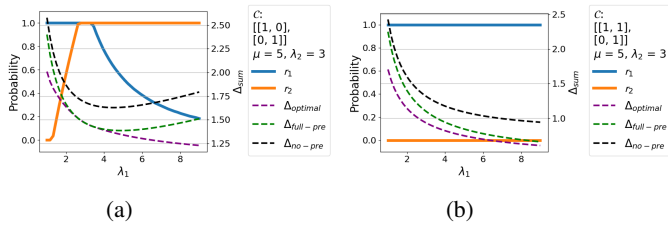


Fig. 4: Optimal preemption probabilities under varying λ_1 to show the effect of correlation matrix.

Lastly, in Figure (5b), we see that Sensor 2 has more priority (higher preemption probability) than Sensor 1, even though

Sensor 1 has more aggregate updates on average, i.e., the sum of the elements in the corresponding row of the correlation matrix is larger for Sensor 1. This stems from Sensor 2 having more diverse updates and playing a bigger role in minimizing the sum AoI. Note that in a single-source memoryless system, preempting packets is generally beneficial for reducing the AoI. Specifically, self-preempting, where a packet preempts another packet with information from the same processes, is profitable in our system. An increase in preemption probability results in a gain from self-preemption. However, there is a trade-off because it also increases the probability of preempting an informative packet for additional or different processes that can negatively impact the AoI. When λ_1 is low, the benefit of self-preemption for Sensor 1 is higher than the loss of preempting a packet from Sensor 2. However, as λ_1 increases, the risk of losing informative packets from other processes also rises when a packet from Sensor 1 preempts. Consequently, the optimal preemption probability decreases as λ_1 grows. Notably, this decrease begins even when λ_1 is smaller than λ_2 , making packets from Sensor 1 relatively rare. Nevertheless, the diversity of information provided by Sensor 2 makes its packets more valuable, even when the aggregate correlation is low.

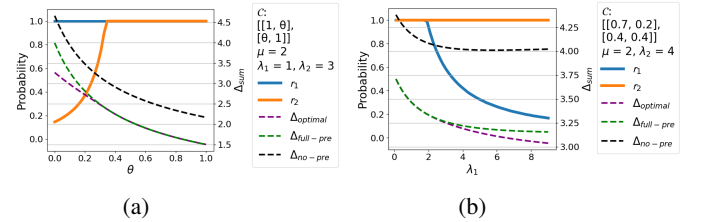


Fig. 5: Optimal preemption probabilities under different conditions.

VI. CONCLUSION

In this paper, we proposed and analyzed a probabilistic preemption strategy to minimize the AoI in correlated multi-sensor multi-process systems. We derived closed-form expressions for the AoI by applying stochastic hybrid system modeling. Next, we optimized source-specific preemption probabilities to minimize the sum AoI. The problem was framed as the sum of linear ratios, which is generally NP-hard. To address this, we reformulated the problem and provided an upper bound on the number of iterations required to find the optimal solution. This upper bound shows that the optimal scenario requires relatively few iterations. We verified our theoretical findings through experiments and demonstrated the optimal preemption strategy under various conditions. The results show that optimal preemption strategies can differ significantly based on the correlation matrix. Interestingly, packets with more diverse information probability are more important than packets with more information probability.

ACKNOWLEDGMENT

This work was supported in part by NSF grant CNS-2219180.

REFERENCES

- [1] D. Kandris, C. Nakas, D. Vomvas, and G. Koulouras, "Applications of wireless sensor networks: an up-to-date survey," *Applied system innovation*, vol. 3, no. 1, p. 14, 2020.
- [2] S. Kaul, R. Yates, and M. Gruteser, "Real-time status: How often should one update?," in *2012 Proceedings IEEE INFOCOM*, pp. 2731–2735, 2012.
- [3] R. D. Yates, Y. Sun, D. R. Brown, S. K. Kaul, E. Modiano, and S. Ulukus, "Age of information: An introduction and survey," *IEEE Journal on Selected Areas in Communications*, vol. 39, no. 5, pp. 1183–1210, 2021.
- [4] L. Huang and E. Modiano, "Optimizing age-of-information in a multi-class queueing system," in *2015 IEEE International Symposium on Information Theory (ISIT)*, pp. 1681–1685, 2015.
- [5] M. Costa, M. Codreanu, and A. Ephremides, "On the Age of Information in Status Update Systems With Packet Management," *IEEE Transactions on Information Theory*, vol. 62, no. 4, pp. 1897–1910, 2016.
- [6] Y. Sun, E. Uysal-Biyikoglu, R. Yates, C. E. Koksall, and N. B. Shroff, "Update or wait: How to keep your data fresh," in *IEEE INFOCOM 2016 - The 35th Annual IEEE International Conference on Computer Communications*, pp. 1–9, 2016.
- [7] E. Najm, R. Nasser, and E. Telatar, "Content Based Status Updates," in *2018 IEEE International Symposium on Information Theory (ISIT)*, pp. 2266–2270, 2018.
- [8] A. Soysal and S. Ulukus, "Age of Information in G/G/1/1 Systems: Age Expressions, Bounds, Special Cases, and Optimization," *IEEE Trans. Inf. Theor.*, vol. 67, p. 7477–7489, nov 2021.
- [9] A. Maatouk, S. Kriouile, M. Assaad, and A. Ephremides, "The Age of Incorrect Information: A New Performance Metric for Status Updates," *IEEE/ACM Transactions on Networking*, vol. 28, no. 5, pp. 2215–2228, 2020.
- [10] R. D. Yates and S. K. Kaul, "The Age of Information: Real-Time Status Updating by Multiple Sources," *IEEE Transactions on Information Theory*, vol. 65, no. 3, pp. 1807–1827, 2019.
- [11] P. Zou, A. Maatouk, J. Zhang, and S. Subramaniam, "How Costly Was That (In)Decision?," in *2023 21st International Symposium on Modeling and Optimization in Mobile, Ad Hoc, and Wireless Networks (WiOpt)*, pp. 278–285, 2023.
- [12] Y.-P. Hsu, E. Modiano, and L. Duan, "Age of information: Design and analysis of optimal scheduling algorithms," in *2017 IEEE International Symposium on Information Theory (ISIT)*, pp. 561–565, 2017.
- [13] A. Maatouk, M. Assaad, and A. Ephremides, "On the Age of Information in a CSMA Environment," *IEEE/ACM Transactions on Networking*, vol. 28, no. 2, pp. 818–831, 2020.
- [14] I. Kadota, A. Sinha, E. Uysal-Biyikoglu, R. Singh, and E. Modiano, "Scheduling Policies for Minimizing Age of Information in Broadcast Wireless Networks," *IEEE/ACM Transactions on Networking*, vol. 26, no. 6, pp. 2637–2650, 2018.
- [15] A. Maatouk, S. Kriouile, M. Assaad, and A. Ephremides, "On the Optimality of the Whittle's Index Policy for Minimizing the Age of Information," *IEEE Transactions on Wireless Communications*, vol. 20, no. 2, pp. 1263–1277, 2021.
- [16] C. Li, Q. Liu, S. Li, Y. Chen, Y. T. Hou, W. Lou, and S. Kompella, "Scheduling With Age of Information Guarantee," *IEEE/ACM Transactions on Networking*, vol. 30, no. 5, pp. 2046–2059, 2022.
- [17] J. Pan, A. M. Bedewy, Y. Sun, and N. B. Shroff, "Minimizing Age of Information via Scheduling over Heterogeneous Channels," in *Proceedings of the Twenty-Second International Symposium on Theory, Algorithmic Foundations, and Protocol Design for Mobile Networks and Mobile Computing, MobiHoc '21*, (New York, NY, USA), p. 111–120, Association for Computing Machinery, 2021.
- [18] A. Baknina, O. Ozel, J. Yang, S. Ulukus, and A. Yener, "Sending Information Through Status Updates," in *2018 IEEE International Symposium on Information Theory (ISIT)*, pp. 2271–2275, 2018.
- [19] B. T. Bacinoglu, E. T. Ceran, and E. Uysal-Biyikoglu, "Age of information under energy replenishment constraints," in *2015 Information Theory and Applications Workshop (ITA)*, pp. 25–31, 2015.
- [20] A. Arafa, J. Yang, S. Ulukus, and H. V. Poor, "Age-Minimal Transmission for Energy Harvesting Sensors With Finite Batteries: Online Policies," *IEEE Transactions on Information Theory*, vol. 66, no. 1, pp. 534–556, 2020.
- [21] S. Farazi, A. G. Klein, and D. R. Brown, "Average age of information for status update systems with an energy harvesting server," in *IEEE INFOCOM 2018 - IEEE Conference on Computer Communications Workshops (INFOCOM WKSHPS)*, pp. 112–117, 2018.
- [22] P. Rafiee, Z. Ju, and M. Doroslovački, "Adaptive ON/OFF Scheduling to Minimize Age of Information in an Energy-Harvesting Receiver," *IEEE Sensors Journal*, vol. 24, no. 3, pp. 3898–3911, 2024.
- [23] S. K. Kaul, R. D. Yates, and M. Gruteser, "Status updates through queues," in *2012 46th Annual conference on information sciences and systems (CISS)*, pp. 1–6, IEEE, 2012.
- [24] Y. Inoue, H. Masuyama, T. Takine, and T. Tanaka, "A general formula for the stationary distribution of the age of information and its application to single-server queues," *IEEE Transactions on Information Theory*, vol. 65, no. 12, pp. 8305–8324, 2019.
- [25] A. Maatouk, M. Assaad, and A. Ephremides, "Age of information with prioritized streams: When to buffer preempted packets?," in *2019 IEEE International Symposium on Information Theory (ISIT)*, pp. 325–329, IEEE, 2019.
- [26] B. Wang, S. Feng, and J. Yang, "When to preempt? Age of information minimization under link capacity constraint," *Journal of Communications and Networks*, vol. 21, no. 3, pp. 220–232, 2019.
- [27] V. Kavitha and E. Altman, "Controlling packet drops to improve freshness of information," in *Network Games, Control and Optimization: 10th International Conference, NetGCoop 2020, France, September 22–24, 2021, Proceedings 10*, pp. 60–77, Springer, 2021.
- [28] M. A. Mahmood, W. K. Seah, and I. Welch, "Reliability in wireless sensor networks: A survey and challenges ahead," *Computer networks*, vol. 79, pp. 166–187, 2015.
- [29] H. Yetgin, K. T. K. Cheung, M. El-Hajjar, and L. H. Hanzo, "A survey of network lifetime maximization techniques in wireless sensor networks," *IEEE Communications Surveys & Tutorials*, vol. 19, no. 2, pp. 828–854, 2017.
- [30] Q. He, G. Dan, and V. Fodor, "Minimizing age of correlated information for wireless camera networks," in *IEEE INFOCOM 2018 - IEEE Conference on Computer Communications Workshops (INFOCOM WKSHPS)*, pp. 547–552, 2018.
- [31] J. Tong, L. Fu, and Z. Han, "Age-of-Information Oriented Scheduling for Multichannel IoT Systems With Correlated Sources," *IEEE Transactions on Wireless Communications*, vol. 21, no. 11, pp. 9775–9790, 2022.
- [32] A. E. Kalør and P. Popovski, "Minimizing the Age of Information From Sensors With Common Observations," *IEEE Wireless Communications Letters*, vol. 8, no. 5, pp. 1390–1393, 2019.
- [33] V. Tripathi and E. Modiano, "Optimizing age of information with correlated sources," in *Proceedings of the Twenty-Third International Symposium on Theory, Algorithmic Foundations, and Protocol Design for Mobile Networks and Mobile Computing, MobiHoc '22*, (New York, NY, USA), p. 41–50, Association for Computing Machinery, 2022.
- [34] R. V. Ramakanth, V. Tripathi, and E. Modiano, "Monitoring Correlated Sources: AoI-based Scheduling is Nearly Optimal," 2023.
- [35] E. Erbayat, A. Maatouk, P. Zou, and S. Subramaniam, "Age of Information Optimization and State Error Analysis for Correlated Multi-Process Multi-Sensor Systems," in *Proceedings of the Twenty-Fifth International Symposium on Theory, Algorithmic Foundations, and Protocol Design for Mobile Networks and Mobile Computing, MobiHoc '24*, (New York, NY, USA), p. 331–340, Association for Computing Machinery, 2024.
- [36] R. W. Freund and F. Jarre, "Solving the sum-of-ratios problem by an interior-point method," *Journal of Global Optimization*, vol. 19, no. 1, pp. 83–102, 2001.
- [37] A. M. Bedewy, Y. Sun, and N. B. Shroff, "Optimizing data freshness, throughput, and delay in multi-server information-update systems," in *2016 IEEE International Symposium on Information Theory (ISIT)*, pp. 2569–2573, 2016.
- [38] D. Bertsekas and R. Gallager, *Data Networks*. Prentice Hall, second ed., 1996.
- [39] S. Schaible and J. Shi, "Fractional programming: the sum-of-ratios case," *Optimization Methods and Software*, vol. 18, no. 2, pp. 219–229, 2003.
- [40] H. Jiao and J. Ma, "An efficient algorithm and complexity result for solving the sum of general affine ratios problem," *Chaos, Solitons & Fractals*, vol. 164, p. 112701, 2022.
- [41] R. G. Gallager, *Poisson Processes*, pp. 31–55. Boston, MA: Springer US, 1996.

APPENDIX A

To prove our argument, we apply the splitting property of the Poisson process. Let $N(t)$ be a Poisson process with rate parameter λ . If events are split into two groups with probabilities p and $1-p$, then the resulting processes $N_1(t)$ and $N_2(t)$ are independent Poisson processes with rate parameters $p\lambda$ and $(1-p)\lambda$ respectively [41].

From process j 's perspective, we can split arrivals from sensor i into two groups: informative and uninformative arrivals with probabilities c_{ij} and $1 - c_{ij}$, respectively. The rate of arrivals from sensor i is λ_i , so the rate of informative arrivals for process j from sensor i is $c_{ij}\lambda_i$. Additionally, we can further split the informative arrivals based on whether they can preempt ongoing service. The rate of informative arrivals that can preempt ongoing service for process j from sensor i is $r_i c_{ij}\lambda_i$ and the rate of informative arrivals that can not preempt ongoing service for process j from sensor i is $(1 - r_i)c_{ij}\lambda_i$. Since all these arrivals are Poisson, we can merge them into a single process. The total arrival rate of informative packets that can preempt ongoing service for process j is given by

$$\tilde{\lambda}_j = \sum_{i=1}^N r_i c_{ij} \lambda_i \quad (21)$$

Similarly, the total arrival rate of informative packets that can not preempt ongoing service for process j is

$$\tilde{\lambda}_j = \sum_{i=1}^N (1 - r_i) c_{ij} \lambda_i \quad (22)$$

We can express these rates in vector form as follows:

$$\tilde{\boldsymbol{\lambda}}^T = [\tilde{\lambda}_1 \quad \tilde{\lambda}_2 \quad \dots \quad \tilde{\lambda}_M] = (\boldsymbol{\lambda}^T \odot \mathbf{r}^T) \mathbf{C}, \quad (23)$$

$$\dot{\boldsymbol{\lambda}}^T = [\dot{\lambda}_1 \quad \dot{\lambda}_2 \quad \dots \quad \dot{\lambda}_M] = (\boldsymbol{\lambda}^T \odot (1 - \mathbf{r}^T)) \mathbf{C}, \quad (24)$$

The importance of the packet is whether it has information of process j so we can say that The system with N sensors and arrival rates $\boldsymbol{\lambda}$ shown in Figure 1 equivalent to the system with two sources as shown in Figure 2 from process j 's perspective.

APPENDIX B

We adopt the stochastic hybrid system (SHS) model as defined in [10], with a key distinction: our model incorporates probabilistic preemption. The system dynamics are depicted in Figure 2 so we can analyze the AoI for any process i and generalize it. First, the discrete state is denoted as $q(t) = q \in Q = \{0, 1, 2\}$, where $q = 0$ represents an idle server, and $q \in \{1, 2\}$ signifies that an update packet is currently being serviced. The continuous state is described as $x(t) = [x_0(t), x_1(t)]$, where $x_0(t)$ represents the current age of the process, and $x_1(t)$ captures the potential age if the packet in service is successfully delivered. Notably, $x_1(t)$ is irrelevant in state 0 since no packet is in service. In state 1, $x_1(t)$ corresponds to the age of the informative update being serviced. Conversely, in state 2, where an uninformative update

TABLE I: Table of Transitions for the Markov Chain in Figure 6.

l	$q_l \rightarrow q'_l$	$\lambda^{(l)}$	$\mathbf{x} \mathbf{A}_l$	\mathbf{A}_l	$\mathbf{v}_{q_l} \mathbf{A}_l$
1	$0 \rightarrow 1$	$\tilde{\lambda}_1 + \dot{\lambda}_1$	$[x_0 \quad 0]$	$\begin{bmatrix} 1 & 0 \\ 0 & 0 \end{bmatrix}$	$[v_{00} \quad 0]$
2	$0 \rightarrow 2$	$\lambda_C - \tilde{\lambda}_1 - \dot{\lambda}_1$	$[x_0 \quad 0]$	$\begin{bmatrix} 1 & 0 \\ 0 & 0 \end{bmatrix}$	$[v_{00} \quad 0]$
3	$1 \rightarrow 0$	μ	$[x_1 \quad 0]$	$\begin{bmatrix} 0 & 0 \\ 1 & 0 \end{bmatrix}$	$[v_{11} \quad 0]$
4	$1 \rightarrow 1$	$\tilde{\lambda}_1$	$[x_0 \quad 0]$	$\begin{bmatrix} 1 & 0 \\ 0 & 0 \end{bmatrix}$	$[v_{10} \quad 0]$
5	$1 \rightarrow 2$	$\tilde{\lambda}_C - \tilde{\lambda}_1$	$[x_0 \quad 0]$	$\begin{bmatrix} 1 & 0 \\ 0 & 0 \end{bmatrix}$	$[v_{10} \quad 0]$
6	$2 \rightarrow 0$	μ	$[x_0 \quad 0]$	$\begin{bmatrix} 0 & 0 \\ 1 & 0 \end{bmatrix}$	$[v_{20} \quad 0]$
7	$2 \rightarrow 1$	$\tilde{\lambda}_1$	$[x_0 \quad 0]$	$\begin{bmatrix} 1 & 0 \\ 0 & 0 \end{bmatrix}$	$[v_{20} \quad 0]$

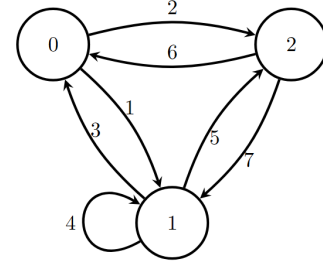


Fig. 6: The Markov chain for updates.

is in service, the completion of this update does not affect the process age, rendering $x_1(t)$ irrelevant in this state as well.

A Markov chain representing the discrete state $q(t)$ is depicted in Figure 6. The corresponding transitions of the SHS at state q_l are detailed in Table I. In the figure, a directed edge l from node q to node q' indicates that transitions from state q to state q' occur at an exponential rate $\lambda^{(l)}$, as specified in the table.

We first show that the stationary probability vector π satisfies $\pi \mathbf{D} = \pi \mathbf{Q}$ with

$$\mathbf{D} = \text{diag}[\lambda_C, \mu + \tilde{\lambda}_C, \mu + \tilde{\lambda}_1], \quad (25)$$

$$\mathbf{Q} = \begin{bmatrix} 0 & \tilde{\lambda}_1 + \dot{\lambda}_1 & \lambda_C - \tilde{\lambda}_1 - \dot{\lambda}_1 \\ \mu & \tilde{\lambda}_1 & \tilde{\lambda}_C - \tilde{\lambda}_1 \\ \mu & \tilde{\lambda}_1 & 0 \end{bmatrix}. \quad (26)$$

Applying $\sum_{i=0}^2 \pi_i = 1$, the stationary probabilities are

$$\pi_0 = \frac{\mu}{(\lambda_C + \mu)}, \quad (27)$$

$$\pi_1 = \frac{\lambda_C \tilde{\lambda}_1 + \dot{\lambda}_1 \mu + \tilde{\lambda}_1 \mu}{(\lambda_C + \mu)(\tilde{\lambda}_C + \mu)}, \quad (28)$$

$$\pi_2 = \frac{\tilde{\lambda}_C \lambda_C + \lambda_C \mu - \lambda_C \tilde{\lambda}_1 - \dot{\lambda}_1 \mu - \tilde{\lambda}_1 \mu}{(\lambda_C + \mu)(\tilde{\lambda}_C + \mu)}. \quad (29)$$

APPENDIX C

Given the SHS model and π in Appendix B, we can evaluate $\bar{\mathbf{v}}$ to find the AoI. Let

$$\bar{\mathbf{v}} = [\bar{\mathbf{v}}_0 \ \bar{\mathbf{v}}_1 \ \bar{\mathbf{v}}_2] = [\bar{v}_{00} \ \bar{v}_{01} \ \bar{v}_{10} \ \bar{v}_{11} \ \bar{v}_{20} \ \bar{v}_{21}]. \quad (30)$$

It follows that

$$\bar{\mathbf{v}}\mathbf{D} = \pi\mathbf{B} + \bar{\mathbf{v}}\mathbf{R}, \quad (31)$$

where

$$\mathbf{D} = \text{diag}[\lambda_C, \lambda_C, \mu + \tilde{\lambda}_C, \mu + \tilde{\lambda}_C, \mu + \tilde{\lambda}_1, \mu + \tilde{\lambda}_1], \quad (32)$$

$$\mathbf{B} = \begin{bmatrix} 1 & 0 & 0 & 0 & 0 & 0 \\ 0 & 0 & 1 & 1 & 0 & 0 \\ 0 & 0 & 0 & 0 & 1 & 0 \end{bmatrix}, \quad (33)$$

and

$$\mathbf{R} = \begin{bmatrix} 0 & 0 & \tilde{\lambda}_1 + \dot{\lambda}_1 & 0 & \lambda_C - \tilde{\lambda}_1 - \dot{\lambda}_1 & 0 \\ 0 & 0 & 0 & 0 & 0 & 0 \\ 0 & 0 & \tilde{\lambda}_1 & 0 & \tilde{\lambda}_C - \tilde{\lambda}_1 & 0 \\ \mu & 0 & 0 & 0 & 0 & 0 \\ \mu & 0 & \tilde{\lambda}_1 & 0 & 0 & 0 \\ 0 & 0 & 0 & 0 & 0 & 0 \end{bmatrix}. \quad (34)$$

Then, we obtain $\bar{v}_{01} = \bar{v}_{21} = 0$ and

$$\begin{bmatrix} \bar{\pi}_0 & \bar{\pi}_1 & \bar{\pi}_1 & \bar{\pi}_2 \end{bmatrix} = \hat{\mathbf{v}} \begin{bmatrix} \lambda_C & -\tilde{\lambda}_1 - \dot{\lambda}_1 & 0 & \tilde{\lambda}_1 + \dot{\lambda}_1 - \lambda_C \\ 0 & \mu + \tilde{\lambda}_C - \tilde{\lambda}_1 & 0 & \tilde{\lambda}_1 - \tilde{\lambda}_C \\ -\mu & 0 & \mu + \tilde{\lambda}_C & 0 \\ -\mu & -\tilde{\lambda}_1 & 0 & \mu + \tilde{\lambda}_1 \end{bmatrix}, \quad (35)$$

where $\hat{\mathbf{v}} = [\bar{v}_{00} \ \bar{v}_{10} \ \bar{v}_{11} \ \bar{v}_{20}]$.

After solving eq. (35) using eqs. (27), (28), and (29), we determine $\bar{\mathbf{v}}$. Later, we find the average age of information using the formula for a single process j $\Delta_j = \sum_{q=0}^2 \bar{v}_{10}$ as follows:

$$\Delta_j = \frac{\lambda_C^2 \tilde{\lambda}_C + \lambda_C^2 \mu + \lambda_C \dot{\lambda}_1 \mu + 2\lambda_C \tilde{\lambda}_C \mu + 2\lambda_C \mu^2 + \tilde{\lambda}_C \mu^2 + \mu^3}{\mu (\lambda_C^2 \tilde{\lambda}_1 + \lambda_C \dot{\lambda}_1 \mu + 2\lambda_C \tilde{\lambda}_1 \mu + \dot{\lambda}_1 \mu^2 + \tilde{\lambda}_1 \mu^2)} \quad (36)$$

APPENDIX D

In this section, we discuss the upper bound on the number of iterations required by the outer space accelerating branch-and-bound algorithm to achieve a global ϵ_0 -optimal solution. According to Theorem 5 in [40], for any given positive error $\epsilon_0 \in (0, 1)$, the algorithm converges to the desired solution in at most

$$p \cdot \left\lceil \log_2 \frac{p\tau\delta(\Omega)}{\epsilon_0} \right\rceil \quad (37)$$

iterations.

Here, the symbols used in the theorem are defined as follows:

- $\Omega \subseteq \mathbf{R}^p$ is a compact hyper-subrectangle, and $\delta(\Omega)$ is defined as:

$$\delta(\Omega) = \max_{i=1,2,\dots,p} \{\bar{U}_i - \bar{L}_i\}, \quad (38)$$

where \bar{U}_i and \bar{L}_i represent the upper and lower bounds of the i -th dimension of the rectangle Ω .

- τ is defined as:

$$\tau = \max_{i=1,\dots,p} \frac{4 \max\{\bar{L}_i, |\bar{u}_i|\}}{\min\{\bar{L}_i, \bar{U}_i, \bar{L}_i^2, \bar{U}_i^2\}}, \quad (39)$$

where the terms are determined as follows:

$$\begin{aligned} \bar{L}_i &= \min_{y \in \Theta} n_i(y), & \bar{u}_i &= \max_{y \in \Theta} n_i(y), \\ \bar{L}_i &= \min_{y \in \Theta} d_i(y), & \bar{U}_i &= \max_{y \in \Theta} d_i(y). \end{aligned} \quad (40)$$

- The terms $n_i(y)$ and $d_i(y)$ come from the problem defined as:

$$\begin{aligned} \min f(y) &= \sum_{i=1}^p \frac{n_i(y)}{d_i(y)}, \\ \text{s.t. } y &\in \Theta = \{y \in \mathbf{R}^n \mid Ay \leq b\}. \end{aligned} \quad (41)$$

We can reformulate our problem to determine the upper bound using these definitions. The variable in our problem is \mathbf{r} , and the objective is specified in (15). There are M different linear fractions in the objective. The numerators of these fractions increase as any element of \mathbf{r} increases. Consequently, we obtain \bar{L}_i when $\mathbf{r} = 0$ and \bar{u}_i when $\mathbf{r} = 1$ as follows:

$$\bar{L}_i = \mu(\mu + \lambda_C)^2 + \sum_{i=1}^N \lambda_i \mu \lambda_C c_{ij}, \quad \bar{u}_i = (\mu + \lambda_C)^3 \quad (42)$$

Similarly, the denominators of these fractions decrease as any element of \mathbf{r} increases, leading to \bar{L}_i when $\mathbf{r} = 0$ and \bar{U}_i when $\mathbf{r} = 1$.

$$\bar{L}_i = (\mu + \lambda_C) \mu^2 \sum_{i=1}^N c_{ij} \lambda_i, \quad \bar{U}_i = (\mu + \lambda_C)^2 \mu \sum_{i=1}^N c_{ij} \lambda_i. \quad (43)$$

After that, $\delta(\Omega)$ becomes:

$$\delta(\Omega) = \max_{i=1,2,\dots,M} \{(\mu + \lambda_C) \lambda_C \mu \sum_{i=1}^N c_{ij} \lambda_i\} \leq (\mu + \lambda_C) \lambda_C^2 \mu, \quad (44)$$

Last, we find τ . In our problem, all parameters and variables are positive, so both the nominators and the denominators are positive, which can help us simplify eq. (39) and obtain τ as follows:

$$\begin{aligned} \tau &= \max_{i=1,\dots,M} \frac{4\bar{u}_i}{\bar{L}_i^2} = \frac{4(\mu + \lambda_C)}{\mu^4 \hat{\lambda}_{\min}^2}, \\ &\text{where } \hat{\lambda}_{\min} = \min(\boldsymbol{\lambda}^T \mathbf{C}) \end{aligned} \quad (45)$$

Putting all together, for any given positive error $\epsilon_0 \in (0, 1)$, the outer space accelerating branch-and-bound algorithm can seek out a global ϵ_0 -optimum solution in at most

$$M \cdot \left\lceil \log_2 \frac{4M(\mu + \lambda_C)^2 \lambda_C^2}{\epsilon_0 \mu^3 \hat{\lambda}_{\min}^2} \right\rceil \quad (46)$$

iterations as shown in Theorem 2.